



SAR TEST REPORT

Product Name: Duet

Model Name: HM-1005

FCC ID: 2AUCLHM-1005

Issued For : FX TECHNOLOGY LIMITED

2 Stone Buildings, Lincoln's Inn, London, United Kingdom

Issued By : Shenzhen LGT Test Service Co., Ltd.

Room 205, Building 13, Zone B, Chen Hsong Industrial Park,
No.177 Renmin West Road, Jinsha Community, Kengzi
Street, Pingshan New District, Shenzhen, China

Report Number: LGT23E031HA01

Sample Received Date: May. 18, 2023

Date of Test: June. 21, 2023 ~July. 26, 2023

Date of Issue: Aug. 02, 2023

Head: 0.992 W/kg

Max. SAR (1g):

Body: 1.188 W/kg

The test report is effective only with both signature and specialized stamp. This report shall not be reproduced except in full without the written approval of the Laboratory. The results in this report only apply to the tested sample.



Table of Contents

1. General Information	5
1.1 EUT Description	5
1.2 Test Environment	8
1.3 Test Factory	8
2. Test Standards and Limits	9
3. SAR Measurement System	10
3.1 Definition of Specific Absorption Rate (SAR)	10
3.2 SAR System	10
4. Tissue Simulating Liquids	13
4.1 Simulating Liquids Parameter Check	13
5. SAR System Validation	15
5.1 Validation System	15
5.2 Validation Result	16
6. SAR Evaluation Procedures	17
7. EUT Antenna Location Sketch	18
7.1 SAR test exclusion consider table	19
8. EUT Test Position	28
8.1 Define Two Imaginary Lines on the Handset	28
8.2 Hotspot mode exposure position condition	29
9. Measurement Uncertainty	30
10. Conducted Power Measurement	30
10.1 Test Result	30
11. EUT and Test Setup Photo	79
11.1 EUT Photos	79
11.2 Setup Photos	82
12. SAR Result Summary	87
12.1 Head SAR	87
12.2 Body-worn and Hotspot SAR	96
12.3 Repeated SAR	107
12.4 Repeated SAR measurement	108
12.5 Simultaneous Multi-band Transmission Evaluation:	109
13. Equipment List	112
Appendix A. System Validation Plots	113
Appendix B. SAR Test Plots	153
Appendix C. Probe Calibration and Dipole Calibration Report	221



Revision History

Rev.	Issue Date	Contents
00	Aug. 02, 2023	Initial Issue



TEST REPORT CERTIFICATION

Applicant FX TECHNOLOGY LIMITED
Address 2 Stone Buildings, Lincoln's Inn, London, England
Manufacture UWIN INNOVATIOIN (HONG KONG)LIMITED
Address ROOM D 10/F TOWER A BILLION CENTRE 1 WANG KWONG RD KOWLOON BAY KL
Product Name Duet
Trademark Linxdot
Model Name HM-1005
Sample number LGT2305027

APPLICABLE STANDARDS	
STANDARD	TEST RESULTS
ANSI/IEEE Std. C95.1-1992 FCC 47 CFR Part 2 (2.1093) IEEE 1528: 2013	PASS

Prepared by:

Zane Shan

Zane Shan
Engineer

Approved by:

Vita Li

Vita Li
Manager





1. General Information

Environmental evaluation measurements of specific absorption rate (SAR) distributions in emulated human head and body tissues exposed to radio frequency (RF) radiation from wireless portable devices for compliance with the rules and regulations of the U.S. Federal Communications Commission (FCC).

1.1 EUT Description

Product Name	Duet		
Trademark	Linxdot		
Model Name	HM-1005		
Series Model	N/A		
Model Difference	N/A		
Device Category	Portable		
Product stage	Production unit		
RF Exposure Environment	General Population / Uncontrolled		
Hardware Version	N/A		
Software Version	N/A		
Frequency Range	GSM 850:824 MHz ~ 849 MHz PCS 1900:1850 MHz ~ 1910 MHz WCDMA Band II:1850 MHz ~ 1910 MHz WCDMA Band IV:1710 MHz ~ 1755 MHz WCDMA Band V:824 MHz ~ 849 MHz LTE Band 2:1850 MHz ~ 1910 MHz LTE Band 4:1710 MHz ~ 1755 MHz LTE Band 5:824 MHz ~ 849 MHz LTE Band 12:699 MHz ~ 716 MHz LTE Band 17:704 MHz ~ 716 MHz LTE Band 30:2305 MHz ~ 2315 MHz LTE Band 66:1710 MHz ~ 1780 MHz LTE Band 71:663 MHz ~ 698 MHz NR N5:824 MHz ~ 849 MHz NR N41:2496 MHz ~ 2690 MHz NR N71:663 MHz ~ 698 MHz NR N77 : 3450-3550/3700-3980 MHz NSA: B2+n41/B6+n41, B2+n71/B66+n71 WLAN 802.11b/g/n20:2412 MHz ~ 2462 MHz WLAN 802.11n40:2422 MHz ~ 2452 MHz WLAN 802.11a/n/ac20/40/80:5150 ~ 5250 MHz WLAN 802.11a/n/ac20/40/80:5250 ~ 5350 MHz WLAN 802.11a/n/ac20/40/80:5470 ~ 5725 MHz WLAN 802.11a/n/ac20/40/80:5725 ~ 5850 MHz Bluetooth:2402 ~ 2480 MHz		
Max. Reported SAR(1g): (Limit:1.6W/kg) Test distance: Head:0mm Body:10mm	Mode	Head (W/ kg)	Body Worn and Hotspot (W/ kg)
	GSM 850	0.217	0.205
	PCS 1900	0.194	0.515
	WCDMA Band II	0.349	0.636
	WCDMA Band IV	0.239	0.843
	WCDMA Band V	0.23	0.226



	LTE Band 2	0.31	0.667
	LTE Band 4	0.298	1.093
	LTE Band 5	0.264	0.224
	LTE Band 12	0.305	0.333
	LTE Band 17	0.302	0.348
	LTE Band 30	0.173	0.296
	LTE Band 66	0.368	0.727
	LTE Band 71	0.209	0.314
	2.4G WLAN ANT A	0.155	0.130
	2.4G WLAN ANT B	0.117	0.169
	2.4G WLAN MIMO	0.088	0.172
	5.2G WLAN ANT A	0.316	0.207
	5.2G WLAN ANT B	0.355	0.336
	5.2G WLAN MIMO	0.436	0.348
	5.3G WLAN ANT A	0.269	0.180
	5.3G WLAN ANT B	0.123	0.386
	5.3G WLAN MIMO	0.277	0.393
	5.6G WLAN ANT A	0.328	0.191
	5.6G WLAN ANT B	0.232	0.313
	5.6G WLAN MIMO	0.423	0.366
	5.8G WLAN ANT A	0.311	0.332
	5.8G WLAN ANT B	0.339	0.329
	5.8G WLAN MIMO	0.414	0.385
	Bluetooth	0.05	0.097
	NR SA N5	0.155	0.193
	NR SA N41	0.21	0.461
	NR SA N48	0.992	0.674
	NR SA N71	0.154	0.167
	NR SA N77	0.946	0.733
	NSA N41+B2	0.52	1.128
	NSA N41+B66	0.578	1.188
	NSA N71+B2	0.464	0.834
	NSA N71+B66	0.522	0.894
1-g Sum SAR		1.428	1.581
Battery	Capacity: 5500mAh Rated Voltage: 3.85V		
Description test modes	SIM 1 and SIM 2 is a chipset unit and tested as single chipset, SIM 1 is used to tested.		
Operating Mode:	GSM: GSM Voice; GPRS/EGPRS Class 12 WCDMA: RMC, HSDPA, HSUPA Release 6 LTE: QPSK, 16QAM 5G NR: DFT-s-OFDM, CP-OFDM ($\pi/2$ shift BPSK, QPSK, 16QAM, 64QAM, 256QAM)		



	2.4G WLAN: 802.11b(DSSS): CCK, DQPSK, DBPSK 802.11n/g(OFDM): BPSK, QPSK, 16-QAM, 64-QAM 5G WLAN: 802.11a/n(OFDM): BPSK, QPSK, 16-QAM, 64-QAM 802.11ac (OFDM): BPSK, QPSK, 16-QAM, 64-QAM, 256-QAM Bluetooth: GFSK + π /4DQPSK+8DPSK BLE: GFSK
Antenna Specification	GSM/WCDMA/CDMA/LTE/NR: PIFA Antenna Bluetooth: PIFA Antenna WLAN: PIFA Antenna
Operating Mode	Maximum continuous output
SIM Card	Support dual-SIM, dual standby, the multiple SIM card with two lines cannot transmitting at the same time
Hotspot Mode	Support
DTM Mode	Not Support
<p>Note:</p> <ol style="list-style-type: none"> 1. The dual SIM card mobile has 2 SIM slots and supports dual SIM dual standby. The WWAN radio transmission will be enabled by either one SIM at a time (Single active) 2. After pre-scan two SIM cards power, we found test result of the SIM1 was the worse, so we chose SIM1 card to perform all tests. 3. The EUT battery must be fully charged and checked periodically during the test to ascertain uniform power 	

EN-DC SAR test summary:

Band	Mode	Head Max SAR	Head Test sum	Body Max SAR	Body Test sum
		(W/Kg)		(W/Kg)	
NSA N41+B2	SA N41	0.210	0.52	0.461	1.128
	LTE B2	0.310		0.667	
NSA N41+B66	SA N41	0.210	0.578	0.461	1.188
	LTE B66	0.368		0.727	
NSA N71+B2	SA N71	0.154	0.464	0.167	0.834
	LTE B2	0.310		0.667	
NSA N71+B66	SA N41	0.154	0.522	0.167	0.894
	LTE B66	0.368		0.727	



1.2 Test Environment

Ambient conditions in the SAR laboratory:

Items	Required
Temperature (°C)	18-25
Humidity (%RH)	30-70

1.3 Test Factory

Company Name:	Shenzhen LGT Test Service Co., Ltd.
Address:	Room 205, Building 13, Zone B, Chen Hsong Industrial Park, No.177 Renmin West Road, Jinsha Community, Kengzi Street, Pingshan New District, Shenzhen, China
Accreditation Certificate	FCC Registration No.: 746540
	A2LA Certificate No.: 6727.01
	IC Registration No.: CN0136



2. Test Standards and Limits

No.	Identity	Document Title
1	47 CFR Part 2	Frequency Allocations and Radio Treaty Matters; General Rules and Regulations
2	ANSI/IEEE Std. C95.1-1992	IEEE Standard for Safety Levels with Respect to Human Exposure to Radio Frequency Electromagnetic Fields, 3 kHz to 300 GHz
3	IEEE Std. 1528-2013	Recommended Practice for Determining the Peak Spatial-Average Specific Absorption Rate (SAR) in the Human Head from Wireless Communications Devices: Measurement Techniques
4	FCC KDB 447498 D04 v01	RF Exposure Procedures and Equipment Authorization Policies for Mobile and Portable Devices
5	FCC KDB 865664 D01 v01r04	SAR Measurement 100 MHz to 6 GHz
6	FCC KDB 865664 D02 v01r02	RF Exposure Reporting
7	FCC KDB 941225 D01 v03r01	SAR Measurement Procedures for 3G Devices
8	FCC KDB 941225 D05 v02r05	SAR for LTE Devices
9	FCC KDB 941225 D06 v02r01	Hotspot Mode SAR
10	FCC KDB 648474 D04 v01r03	SAR Evaluation Considerations for Wireless Handsets
11	FCC KDB 248227 D01 Wi-Fi SAR v02r02	SAR Considerations for 802.11 Devices

(A). Limits for Occupational/Controlled Exposure (W/kg)

<u>Whole-Body</u>	<u>Partial-Body</u>	<u>Hands, Wrists, Feet and Ankles</u>
0.4	8.0	20.0

(B). Limits for General Population/Uncontrolled Exposure (W/kg)

<u>Whole-Body</u>	<u>Partial-Body</u>	<u>Hands, Wrists, Feet and Ankles</u>
0.08	1.6	4.0

NOTE: Whole-Body SAR is averaged over the entire body, partial-body SAR is averaged over any 1 gram of tissue defined as a tissue volume in the shape of a cube. SAR for hands, wrists, feet and ankles is averaged over any 10 grams of tissue defined as a tissue volume in the shape of a cube.

Population/Uncontrolled Environments:

Are defined as locations where there is the exposure of individuals who have no knowledge or control of their exposure.

Occupational/Controlled Environments:

Are defined as locations where there is exposure that may be incurred by people who are aware of the potential for exposure, (i.e. as a result of employment or occupation).

<p>NOTE</p> <p>GENERAL POPULATION/UNCONTROLLED EXPOSURE</p> <p>PARTIAL BODY LIMIT</p> <p>1.6 W/kg</p>



3. SAR Measurement System

3.1 Definition of Specific Absorption Rate (SAR)

SAR is related to the rate at which energy is absorbed per unit mass in an object exposed to a radio field. The SAR distribution in a biological body is complicated and is usually carried out by experimental techniques or numerical modeling. The standard recommends limits for two tiers of groups, occupational/controlled and general population/uncontrolled, based on a person's awareness and ability to exercise control over his or her exposure. In general, occupational/controlled exposure limits are higher than the limits for general population/uncontrolled.

The SAR definition is the time derivative (rate) of the incremental energy (dW) absorbed by (dissipated in) an incremental mass (dm) contained in a volume element (dv) of a given density (ρ). The equation description is as below:

$$SAR = \frac{d}{dt} \left(\frac{dW}{dm} \right) = \frac{d}{dt} \left(\frac{dW}{\rho dv} \right)$$

SAR is expressed in units of Watts per kilogram (W/kg) SAR measurement can be related to the electrical field in the tissue by

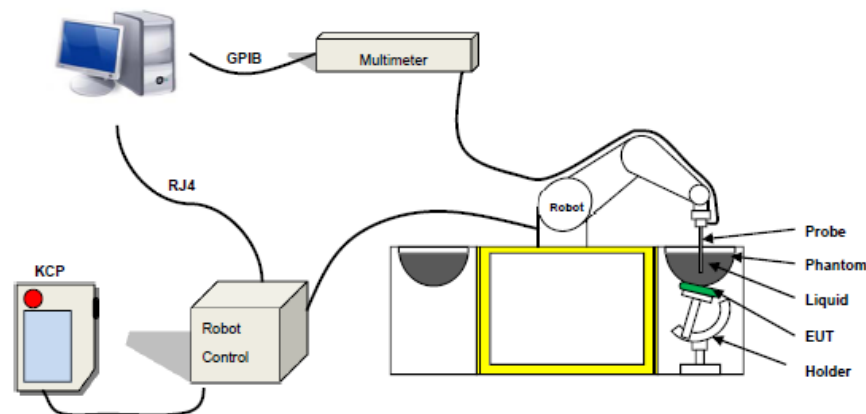
$$SAR = \frac{\sigma E^2}{\rho}$$

Where: σ is the conductivity of the tissue;

ρ is the mass density of the tissue and E is the RMS electrical field strength.

3.2 SAR System

MVG SAR System Diagram:



COMOSAR is a system that is able to determine the SAR distribution inside a phantom of human being according to different standards. The COMOSAR system consists of the following items:

- Main computer to control all the system
- 6 axis robot
- Data acquisition system
- Miniature E-field probe
- Phone holder
- Head simulating tissue



The following figure shows the system.



The EUT under test operating at the maximum power level is placed in the phone holder, under the phantom, which is filled with head simulating liquid. The E-Field probe measures the electric field inside the phantom. The OpenSAR software computes the results to give a SAR value in a 1g or 1g mass.

3.2.1 Probe

For the measurements the Specific Dosimetric E-Field Probe SN 04/22 EPGO364 with following specifications is used

- Probe Length: 330 mm
- Length of Individual Dipoles: 2mm
- Maximum external diameter: 8 mm
- Probe Tip External Diameter: 2.5 mm
- Distance between dipole/probe extremity: 1 mm
- Dynamic range: 0.01-100 W/kg
- Probe linearity: 3%
- Axial Isotropy: < 0.10 dB
- Spherical Isotropy: < 0.10 dB
- Calibration range: 600 MHz to 6 GHz for head & body simulating liquid.
- Angle between probe axis (evaluation axis) and surface normal line: less than 30°



Figure 1-MVG COMOSAR Dosimetric E field Probe



3.2.2 Phantom

For the measurements the Specific Anthropomorphic Mannequin (SAM) defined by the IEEE SCC-34/SC2 group is used. The phantom is a polyurethane shell integrated in a wooden table. The thickness of the phantom amounts to 2mm +/- 0.2mm. It enables the dosimetric evaluation of left and right phone usage and includes an additional flat phantom part for the simplified performance check. The phantom set-up includes a cover, which prevents the evaporation of the liquid.

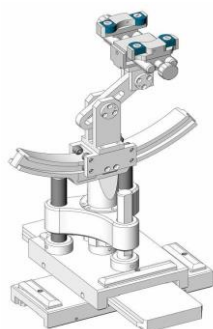


Figure-SN 06/22 SAM 148



Figure-SN 06/22 ELLI 51

3.2.3 Device Holder



The SAR in the phantom is approximately inversely proportional to the square of the distance between the source and the liquid surface. For a source at 5 mm distance, a positioning uncertainty of ± 0.5 mm would produce a SAR uncertainty of ± 20 %. Accurate device positioning is therefore crucial for accurate and repeatable measurements. The positions in which the devices must be measured are defined by the standards.



4. Tissue Simulating Liquids

4.1 Simulating Liquids Parameter Check

The simulating liquids should be checked at the beginning of a series of SAR measurements to determine if the dielectric parameters are within the tolerances of the specified target values

The uncertainty due to the liquid conductivity and permittivity arises from two different sources. The first source of error is the deviation of the liquid conductivity from its target value (max _ 5 %) and the second source of error arises from the measurement procedures used to assess conductivity. The uncertainty shall be assessed using a rectangular probability For 1 g averaging, the maximum weighting coefficient for SAR is 0,5.

IEEE SCC-34/SC-2 RECOMMENDED TISSUE DIELECTRIC PARAMETERS

The head and body tissue dielectric parameters recommended by the IEEE SCC-34/SC-2 have been incorporated in the following table.

Frequency	ϵ_r	σ 10g S/m
300	45.3	0.87
450	43.5	0.87
750	41.9	0.89
835	41.5	0.90
900	41.5	0.97
1450	40.5	1.20
1800 to 2000	40.0	1.40
2100	39.8	1.49
2450	39.2	1.80
2600	39.0	1.96
3000	38.5	2.40
3500	37.9	2.91
4000	37.4	3.43
4500	36.8	3.94
5000	36.2	4.45
5200	36.0	4.66
5400	35.8	4.86
5600	35.5	5.07
5800	35.3	5.27



LIQUID MEASUREMENT RESULTS

Date	Ambient		Simulating Liquid		Parameters	Target	Measured	Deviation %	Limited %
	Temp. [°C]	Humidity %	Frequency (MHz)	Temp. [°C]					
2023-06-21	23.1	50	750	22.8	Permittivity	41.90	42.24	0.81	±5
					Conductivity	0.89	0.85	-4.49	±5
2023-07-09	21.6	57	750	21.3	Permittivity	41.90	42.61	1.69	±5
					Conductivity	0.89	0.91	2.25	±5
2023-07-10	20.5	47	835	20.3	Permittivity	41.50	41.69	0.46	±5
					Conductivity	0.90	0.88	-2.22	±5
2023-07-17	21.4	53	835	21.1	Permittivity	41.50	41.66	0.39	±5
					Conductivity	0.90	0.92	2.22	±5
2023-07-11	21	48	1800	20.7	Permittivity	40.00	40.86	2.15	±5
					Conductivity	1.40	1.44	2.86	±5
2023-07-12	20.2	42	1900	19.9	Permittivity	40.00	40.57	1.43	±5
					Conductivity	1.40	1.39	-0.71	±5
2023-07-13	21.6	57	2300	21.3	Permittivity	39.47	39.79	0.82	±5
					Conductivity	1.67	1.71	2.60	±5
2023-07-14	21.4	50	2450	21.1	Permittivity	39.20	39.76	1.43	±5
					Conductivity	1.80	1.85	2.78	±5
2023-07-13	21.6	57	2600	21.3	Permittivity	39.00	40.58	4.05	±5
					Conductivity	1.96	1.92	-2.04	±5
2023-07-09	21.6	57	3500	21.3	Permittivity	37.90	38.13	0.61	±5
					Conductivity	2.91	2.96	1.72	±5
2023-07-15	23.4	51	3700	23.1	Permittivity	37.67	38.52	2.25	±5
					Conductivity	3.12	3.20	2.72	±5
2023-07-17	21.4	53	4200	21.1	Permittivity	37.11	37.42	0.84	±5
					Conductivity	3.63	3.76	3.62	±5
2023-07-18	24	55	5200	23.7	Permittivity	36.00	36.37	1.03	±5
					Conductivity	4.66	4.68	0.43	±5
2023-07-21	21.8	45	5200	21.5	Permittivity	36.00	37.16	3.22	±5
					Conductivity	4.66	4.68	0.43	±5
2023-07-21	21.8	45	5300	21.5	Permittivity	35.90	36.31	1.14	±5
					Conductivity	4.76	4.81	1.05	±5
2023-07-22	22.6	45	5300	22.3	Permittivity	35.90	37.13	3.43	±5
					Conductivity	4.76	4.78	0.42	±5
2023-07-24	21.9	60	5600	21.6	Permittivity	35.55	36.73	3.32	±5
					Conductivity	5.07	5.09	0.49	±5
2023-07-25	23.8	60	5600	23.5	Permittivity	35.55	36.09	1.52	±5
					Conductivity	5.07	5.06	-0.10	±5
2023-07-26	23.3	45	5800	23	Permittivity	35.30	35.87	1.61	±5
					Conductivity	5.27	5.23	-0.76	±5
2023-07-25	23.8	62	5800	23.5	Permittivity	35.30	35.61	0.88	±5
					Conductivity	5.27	5.30	0.57	±5

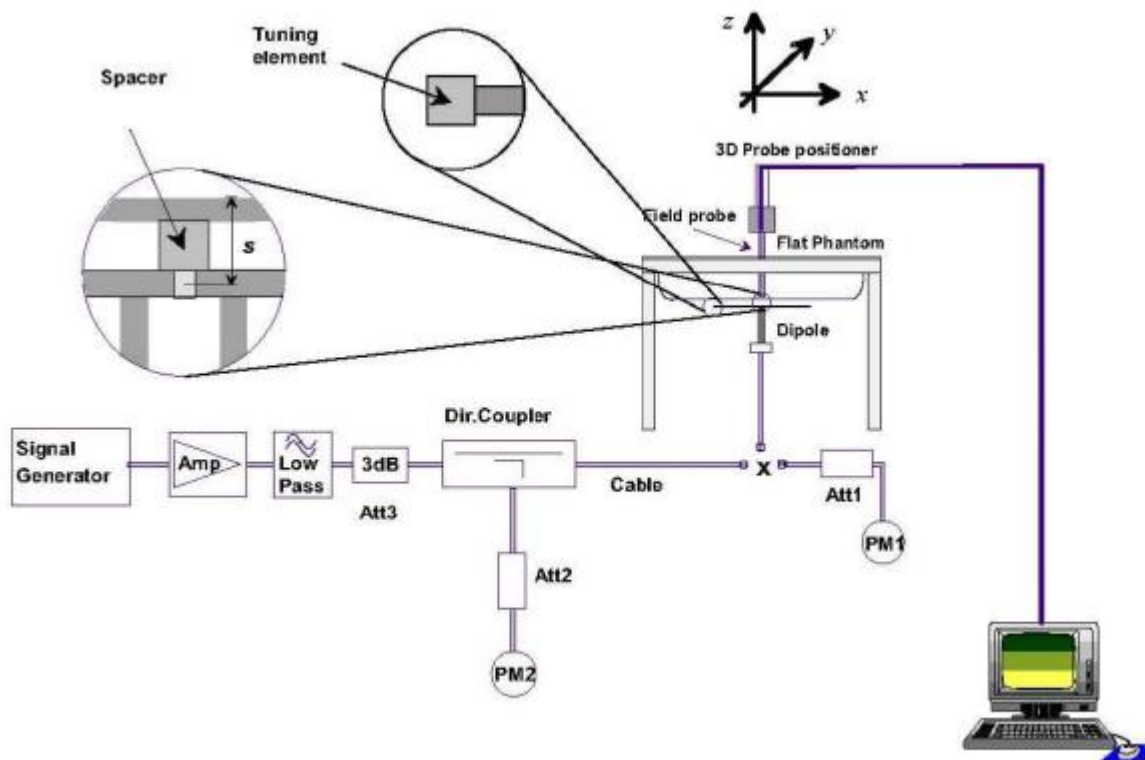


5. SAR System Validation

5.1 Validation System

Each MVG system is equipped with one or more system validation kits. These units, together with the predefined measurement procedures within the MVG software, enable the user to conduct the system performance check and system validation. System kit includes a dipole, and dipole device holder.

The system check verifies that the system operates within its specifications. It's performed daily or before every SAR measurement. The system check uses normal SAR measurement in the flat section of the phantom with a matched dipole at a specified distance. The system validation setup is shown as below.





5.2 Validation Result

Comparing to the original SAR value provided by MVG, the validation data should be within its specification of $\pm 10\%$.

Date	Freq.	Power	Tested Value	Normalized SAR	Target SAR	Tolerance	Limit
	(MHz)	(mW)	(W/Kg)	(W/kg)	1g(W/kg)	(%)	(%)
2023-06-21	750	100	0.866	8.66	8.27	4.72	10
2023-07-09	750	100	0.802	8.02	8.27	-3.02	10
2023-07-10	835	100	0.991	9.91	9.75	1.64	10
2023-07-17	835	100	0.969	9.69	9.75	-0.62	10
2023-07-11	1800	100	3.910	39.10	39.06	0.10	10
2023-07-12	1900	100	4.094	40.94	40.85	0.22	10
2023-07-13	2300	100	5.131	51.31	50.94	0.73	10
2023-07-14	2450	100	5.461	54.61	54.28	0.61	10
2023-07-13	2600	100	5.657	56.57	56.58	-0.02	10
2023-07-09	3500	100	6.627	66.27	69.87	-5.15	10
2023-07-15	3700	100	6.598	65.98	69.81	-5.49	10
2023-07-17	4200	100	6.696	66.96	66.36	0.90	10
2023-07-18	5200	100	7.773	77.73	77.64	0.12	10
2023-07-21	5200	100	7.275	72.75	77.64	-6.30	10
2023-07-21	5300	100	8.048	80.48	80.27	0.26	10
2023-07-22	5300	100	7.790	77.90	80.27	-2.95	10
2023-07-24	5600	100	7.857	78.57	78.35	0.28	10
2023-07-25	5600	100	8.306	83.06	78.35	6.01	10
2023-07-26	5800	100	7.503	75.03	74.92	0.15	10
2023-07-25	5800	100	7.275	72.75	74.92	-2.90	10

Note:

1. The tolerance limit of System validation $\pm 10\%$.
2. The dipole input power (forward power) was 100 mW.
3. The results are normalized to 1 W input power.



6. SAR Evaluation Procedures

The procedure for assessing the average SAR value consists of the following steps:

The following steps are used for each test position

- Establish a call with the maximum output power with a base station simulator. The connection between the mobile and the base station simulator is established via air interface
- Measurement of the local E-field value at a fixed location. This value serves as a reference value for calculating a possible power drift.
- Measurement of the SAR distribution with a grid of 8 to 16mm * 8 to 16 mm and a constant distance to the inner surface of the phantom. Since the sensors cannot directly measure at the inner phantom surface, the values between the sensors and the inner phantom surface are extrapolated. With these values the area of the maximum SAR is calculated by an interpolation scheme.
- Around this point, a cube of 30 * 30 * 30 mm or 32 * 32 * 32 mm is assessed by measuring 5 or 8 * 5 or 8*4 or 5 mm. With these data, the peak spatial-average SAR value can be calculated.

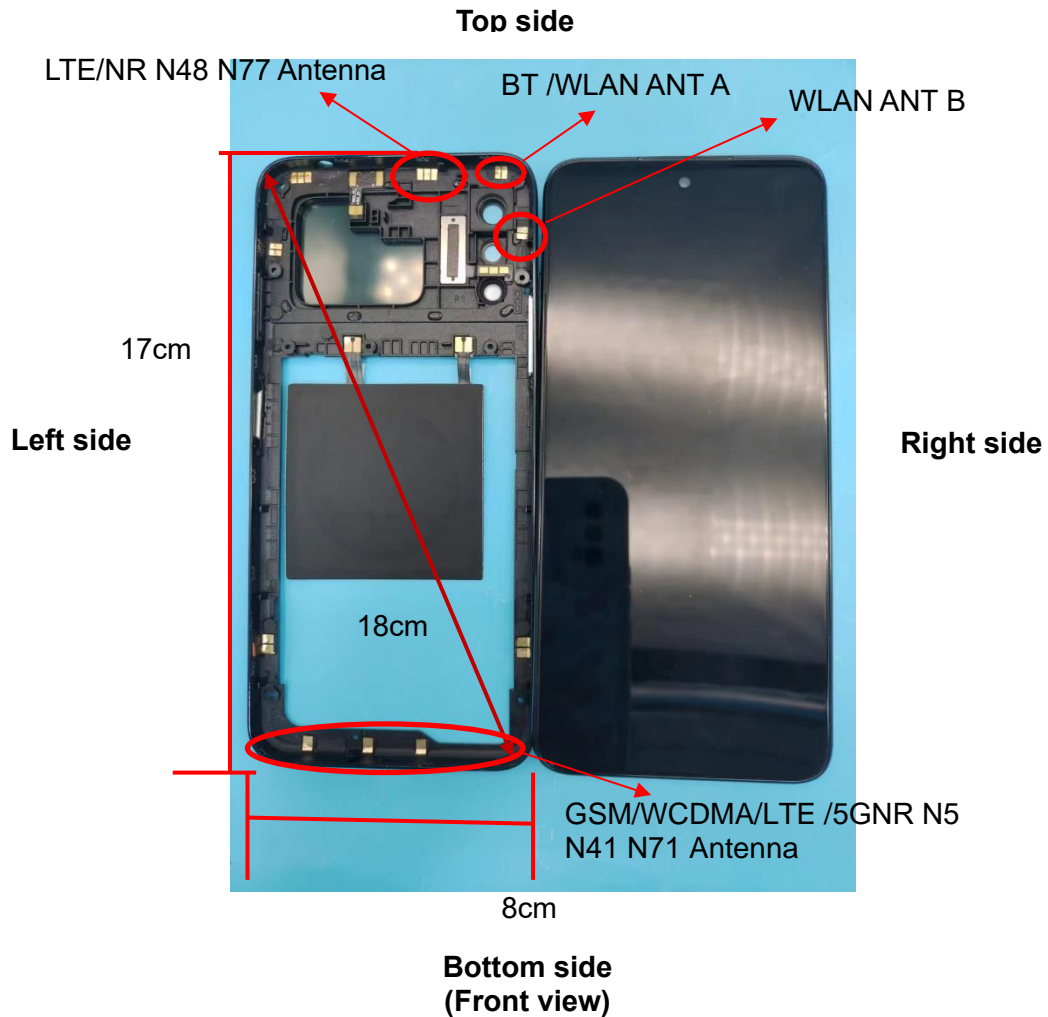
➤ Area Scan & Zoom Scan

First Area Scan is used to locate the approximate location(s) of the local peak SAR value(s). The measurement grid within an Area Scan is defined by the grid extent, grid step size and grid offset. Next, in order to determine the EM field distribution in a three-dimensional spatial extension, Zoom Scan is required. The Zoom Scan is performed around the highest E-field value to determine the averaged SAR-distribution over 10 g. Area scan and zoom scan resolution setting follows KDB 865664 D01 quoted below.

When the 1-g SAR of the highest peak is within 2 dB of the SAR limit, additional zoom scans are required for other peaks within 2 dB of the highest peak that have not been included in any zoom scan to ensure there is no increase in SAR.

7. EUT Antenna Location Sketch

It is a Smart phone, support GSM/WCDMA/CDMA/LTE/NR/WLAN/BT mode.



ANT	Transmitting antenna located(cm)					
	Back Side	Front Side	Left Side	Right Side	Top Side	Bottom Side
GSM/WCDMA/LTE/5G NR Antenna	≤0.5	≤0.5	≤0.5	≤0.5	16	≤0.5
BT/ WLAN ANT A	≤0.5	≤0.5	6.1	≤0.5	≤0.5	16.1
WLAN ANT B	≤0.5	≤0.5	7.2	≤0.5	≤0.5	13.4
LTE/NR N48 N77 Antenna	≤0.5	≤0.5	4.1	2.2	≤0.5	16.1

Note 1: The antenna information refer the manufacturer provide report, applicable only to the tested sample identified in the report.



7.1 SAR test exclusion consider table

The WWAN/WLAN/BT SAR evaluation of Maximum power (dBm) summing tolerance.

Exposure Position	Wireless Interface	GSM850	PCS1900	WCDMA II	WCDMA IV	WCDMA V
	Calculated Frequency (GHz)	0.8488	1.9098	1.88	1.74	0.8264
	Maximum Turn-up power (dBm)	33	31	24	23.5	23.5
	Maximum rated power(mW)	1995.26	1258.93	251.19	223.87	223.87
Back Side	Separation distance (cm)	0.5	0.5	0.5	0.5	0.5
	exclusion threshold(mW)	9.04	3.35	3.39	3.61	9.38
	Testing required?	YES	YES	YES	YES	YES
Front Side	Separation distance (cm)	0.5	0.5	0.5	0.5	0.5
	exclusion threshold(mW)	9.04	3.35	3.39	3.61	9.38
	Testing required?	YES	YES	YES	YES	YES
Left Edge	Separation distance (cm)	0.5	0.5	0.5	0.5	0.5
	exclusion threshold(mW)	9.04	3.35	3.39	3.61	9.38
	Testing required?	YES	YES	YES	YES	YES
Right Edge	Separation distance (cm)	0.5	0.5	0.5	0.5	0.5
	exclusion threshold(mW)	9.04	3.35	3.39	3.61	9.38
	Testing required?	YES	YES	YES	YES	YES
Top Edge	Separation distance (cm)	16	16	16	16	16
	exclusion threshold(mW)	1260.00	2025.94	2027.48	2035.10	1231.52
	Testing required?	YES	NO	NO	NO	NO
Bottom Edge	Separation distance (cm)	0.5	0.5	0.5	0.5	0.5
	exclusion threshold(mW)	9.04	3.35	3.39	3.61	9.38
	Testing required?	YES	YES	YES	YES	YES



Exposure Position	Wireless Interface	LTE Band 2	LTE Band 4	LTE Band 5	LTE Band 12	LTE Band 17
	Calculated Frequency (GHz)	1.86	1.732	0.844	0.704	0.711
	Maximum Turn-up power (dBm)	25	24.5	24.5	23	25.5
	Maximum rated power(mW)	316.23	281.84	281.84	199.53	354.81
Back Side	Separation distance (cm)	0.5	0.5	0.5	0.5	0.5
	exclusion threshold(mW)	3.42	3.62	9.11	11.75	11.59
	Testing required?	YES	YES	YES	YES	YES
Front Side	Separation distance (cm)	0.5	0.5	0.5	0.5	0.5
	exclusion threshold(mW)	3.42	3.62	9.11	11.75	11.59
	Testing required?	YES	YES	YES	YES	YES
Left Edge	Separation distance (cm)	0.5	0.5	0.5	0.5	0.5
	exclusion threshold(mW)	3.42	3.62	9.11	11.75	11.59
	Testing required?	YES	YES	YES	YES	YES
Right Edge	Separation distance (cm)	0.5	0.5	0.5	0.5	0.5
	exclusion threshold(mW)	3.42	3.62	9.11	11.75	11.59
	Testing required?	YES	YES	YES	YES	YES
Top Edge	Separation distance (cm)	16	16	16	16	16
	exclusion threshold(mW)	2028.53	2035.55	1253.90	1073.85	1082.97
	Testing required?	NO	NO	NO	NO	NO
Bottom Edge	Separation distance (cm)	0.5	0.5	0.5	0.5	0.5
	exclusion threshold(mW)	3.42	3.62	9.11	11.75	11.59
	Testing required?	YES	YES	YES	YES	YES



Exposure Position	Wireless Interface	LTE Band 30	LTE Band 66	LTE Band 71	BT
	Calculated Frequency (GHz)	2.31	1.745	0.681	2.441
	Maximum Turn-up power (dBm)	23.5	25	24	7
	Maximum rated power(mW)	223.87	316.23	251.19	5.01
Back Side	Separation distance (cm)	0.5	0.5	0.5	0.5
	exclusion threshold(mW)	2.88	3.60	12.32	2.75
	Testing required?	YES	YES	YES	YES
Front Side	Separation distance (cm)	0.5	0.5	0.5	0.5
	exclusion threshold(mW)	2.88	3.60	12.32	2.75
	Testing required?	YES	YES	YES	YES
Left Edge	Separation distance (cm)	0.5	0.5	0.5	6.1
	exclusion threshold(mW)	2.88	3.60	12.32	320.03
	Testing required?	YES	YES	YES	NO
Right Edge	Separation distance (cm)	0.5	0.5	0.5	0.5
	exclusion threshold(mW)	31.21	3.60	12.32	2.75
	Testing required?	YES	YES	YES	YES
Top Edge	Separation distance (cm)	16	16	16	0.5
	exclusion threshold(mW)	2007.34	2034.81	1043.14	2.75
	Testing required?	NO	NO	NO	YES
Bottom Edge	Separation distance (cm)	0.5	0.5	0.5	16.1
	exclusion threshold(mW)	2.88	3.60	12.32	2025.84
	Testing required?	YES	YES	YES	NO



Exposure Position	Wireless Interface	2.4G WLAN ANT A	5.2G WLAN ANT A	5.3G WLAN ANT A	5.6G WLAN ANT A	5.8G WLAN ANT A
	Calculated Frequency (GHz)	2.412	5.190	5.320	5.700	5.745
	Maximum Turn-up power (dBm)	15	10.5	5.5	5	2
	Maximum rated power(mW)	31.62	11.22	3.55	3.16	1.58
Back Side	Separation distance (cm)	0.5	0.5	0.5	0.5	0.5
	exclusion threshold(mW)	2.78	1.50	1.47	1.40	1.39
	Testing required?	YES	YES	YES	YES	YES
Front Side	Separation distance (cm)	0.5	0.5	0.5	0.5	0.5
	exclusion threshold(mW)	2.78	1.50	1.47	1.40	1.39
	Testing required?	YES	YES	YES	YES	YES
Left Edge	Separation distance (cm)	6.1	6.1	6.1	6.1	6.1
	exclusion threshold(mW)	321.02	263.46	261.79	257.17	256.65
	Testing required?	NO	NO	NO	NO	NO
Right Edge	Separation distance (cm)	0.5	0.5	0.5	0.5	0.5
	exclusion threshold(mW)	2.78	1.50	1.47	1.40	1.39
	Testing required?	YES	YES	YES	YES	YES
Top Edge	Separation distance (cm)	0.5	0.5	0.5	0.5	0.5
	exclusion threshold(mW)	2.78	1.50	1.47	1.40	1.39
	Testing required?	YES	YES	YES	YES	YES
Bottom Edge	Separation distance (cm)	16.1	16.1	16.1	16.1	16.1
	exclusion threshold(mW)	2026.98	1955.13	1952.85	1946.52	1945.80
	Testing required?	NO	NO	NO	NO	NO



Exposure Position	Wireless Interface	2.4G WLAN ANT B	5.2G WLAN ANT B	5.3G WLAN ANT B	5.6G WLAN ANT B	2.4G WLAN ANT B
	Calculated Frequency (GHz)	2.412	5.190	5.260	5.700	2.412
	Maximum Turn-up power (dBm)	15	12	6.5	7	15
	Maximum rated power(mW)	31.62	15.85	4.47	5.01	31.62
Back Side	Separation distance (cm)	0.5	0.5	0.5	0.5	0.5
	exclusion threshold(mW)	2.78	1.50	1.49	1.40	2.78
	Testing required?	YES	YES	YES	YES	YES
Front Side	Separation distance (cm)	0.5	0.5	0.5	0.5	0.5
	exclusion threshold(mW)	2.78	1.50	1.49	1.40	2.78
	Testing required?	YES	YES	YES	YES	YES
Left Edge	Separation distance (cm)	7.2	7.2	7.2	7.2	7.2
	exclusion threshold(mW)	439.79	371.04	369.94	363.40	439.79
	Testing required?	NO	NO	NO	NO	NO
Right Edge	Separation distance (cm)	0.5	0.5	0.5	0.5	0.5
	exclusion threshold(mW)	2.78	1.50	1.49	1.40	2.78
	Testing required?	YES	YES	YES	YES	YES
Top Edge	Separation distance (cm)	0.5	0.5	0.5	0.5	0.5
	exclusion threshold(mW)	2.78	1.50	1.49	1.40	2.78
	Testing required?	YES	YES	YES	YES	YES
Bottom Edge	Separation distance (cm)	13.4	13.4	13.4	13.4	13.4
	exclusion threshold(mW)	1430.47	1338.26	1336.70	1327.39	1430.47
	Testing required?	NO	NO	NO	NO	NO



Exposure Position	Wireless Interface	5.8G WLAN ANT B	SA N5	SA N41
	Calculated Frequency (GHz)	5.745	0.844	2.59299
	Maximum Turn-up power (dBm)	5	23.5	24
	Maximum rated power(mW)	3.16	223.87	251.19
Back Side	Separation distance (cm)	0.5	0.5	0.5
	exclusion threshold(mW)	1.39	9.11	2.62
	Testing required?	YES	YES	YES
Front Side	Separation distance (cm)	0.5	0.5	0.5
	exclusion threshold(mW)	1.39	9.11	2.62
	Testing required?	YES	YES	YES
Left Edge	Separation distance (cm)	7.2	0.5	0.5
	exclusion threshold(mW)	362.77	9.11	2.62
	Testing required?	NO	YES	YES
Right Edge	Separation distance (cm)	0.5	0.5	0.5
	exclusion threshold(mW)	1.39	9.11	2.62
	Testing required?	YES	YES	YES
Top Edge	Separation distance (cm)	0.5	16.1	16.1
	exclusion threshold(mW)	1.39	1265.05	2020.09
	Testing required?	YES	NO	NO
Bottom Edge	Separation distance (cm)	13.4	0.5	0.5
	exclusion threshold(mW)	1326.48	9.11	2.62
	Testing required?	NO	YES	YES



Exposure Position	Wireless Interface	SA N48	SA N71	SA N77
	Calculated Frequency (GHz)	3.6498	0.688	4.150
	Maximum Turn-up power (dBm)	23	24	23.5
	Maximum rated power(mW)	199.53	251.19	223.87
Back Side	Separation distance (cm)	0.5	0.5	0.5
	exclusion threshold(mW)	1.99	12.13	1.80
	Testing required?	YES	YES	YES
Front Side	Separation distance (cm)	0.5	0.5	0.5
	exclusion threshold(mW)	1.99	12.13	1.80
	Testing required?	YES	YES	YES
Left Edge	Separation distance (cm)	4.1	0.5	4.1
	exclusion threshold(mW)	130.92	12.13	125.26
	Testing required?	YES	YES	YES
Right Edge	Separation distance (cm)	2.2	0.5	2.5
	exclusion threshold(mW)	37.96	12.13	46.19
	Testing required?	YES	YES	YES
Top Edge	Separation distance (cm)	0.5	16.1	0.5
	exclusion threshold(mW)	1.99	1061.44	1.80
	Testing required?	YES	NO	YES
Bottom Edge	Separation distance (cm)	16.1	0.5	16.1
	exclusion threshold(mW)	1987.82	12.13	1975.83
	Testing required?	NO	YES	NO

Note:

1. maximum power is the source-based time-average power and represents the maximum RF output power among production units.
2. Per KDB 447498 D04, for larger devices, the test separation distance of adjacent edge configuration is determined by the closest separation between the antenna and the user.
3. Per KDB 447498 D04, if the maximum time-averaged power available does not exceed 1 mW. This stand-alone SAR exemption test.



4. Per KDB 447498 D04, the available maximum time-averaged power or effective radiated power (ERP), whichever is greater, is less than or equal to the threshold P_{th} (mW) described in the following formula. This method shall only be used at separation distances (cm) from 0.5 centimeters to 40 centimeters and at frequencies from 0.3 GHz to 6 GHz (inclusive). P_{th} is given by:

$$P_{th} \text{ (mW)} = \begin{cases} ERP_{20 \text{ cm}} (d/20 \text{ cm})^x & d \leq 20 \text{ cm} \\ ERP_{20 \text{ cm}} & 20 \text{ cm} < d \leq 40 \text{ cm} \end{cases}$$

Where

$$x = -\log_{10} \left(\frac{60}{ERP_{20 \text{ cm}} \sqrt{f}} \right) \text{ and } f \text{ is in GHz;}$$

and

$$ERP_{20 \text{ cm}} \text{ (mW)} = \begin{cases} 2040f & 0.3 \text{ GHz} \leq f < 1.5 \text{ GHz} \\ 3060 & 1.5 \text{ GHz} \leq f \leq 6 \text{ GHz} \end{cases}$$

d = the separation distance (cm);

5. Per KDB 447498 D04, an alternative to the SAR-based exemption is using below table and the minimum separation distance (R in meters) from the body of a nearby person for the frequency (f in MHz) at which the source operates, the ERP (watts) is no more than the calculated value prescribed for that frequency. For the exemption in below table to apply, R must be at least $\lambda/2\pi$, where λ is the free-space operating wavelength in meters. If the ERP of a single RF source is not easily obtained, then the available maximum time-averaged power may be used in lieu of ERP if the physical dimensions of the radiating structure(s) do not exceed the electrical length of $\lambda/4$ or if the antenna gain is less than that of a half-wave dipole (1.64 linear value).

RF Source frequency (MHz)	Threshold ERP (watts)
0.3-1.34	$1,920 R^2$.
1.34-30	$3,450 R^2/f^2$.
30-300	$3.83 R^2$.
300-1,500	$0.0128 R^2 f$.
1,500-100,000	$19.2 R^2$.



6. Per KDB 248227 D01, choose the highest output power channel to test SAR and determine further SAR exclusion 8. for each frequency band, testing at higher data rates and higher order modulations is not required when the maximum average output power for each of each of these configurations is less than 1/4db higher than those measured at the lower data rate than 11b mode, thus the SAR can be excluded.
7. Per KDB 616217 D04, SAR evaluation for the front surface of tablet display screens Are generally not necessary.

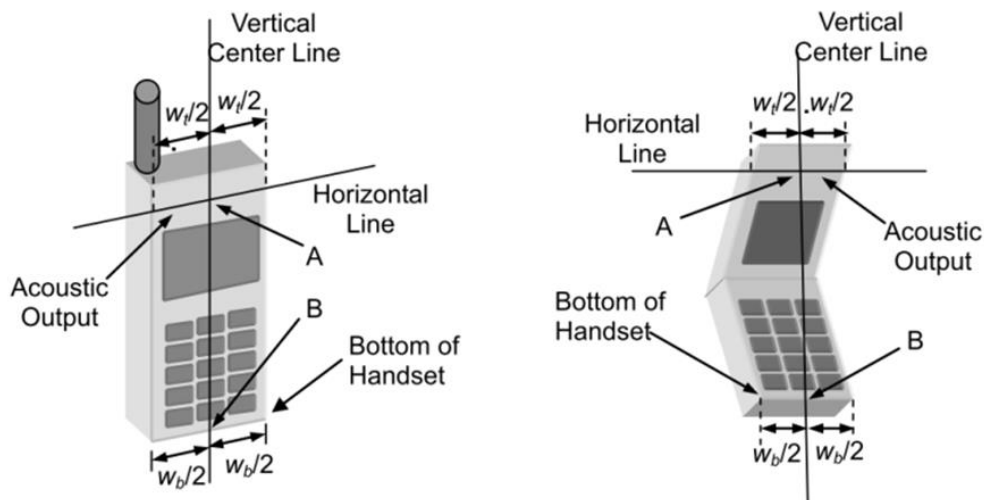


8. EUT Test Position

This EUT was tested in Right Cheek, Right Titled, Left Cheek, Left Titled, Front Face and Rear Face.

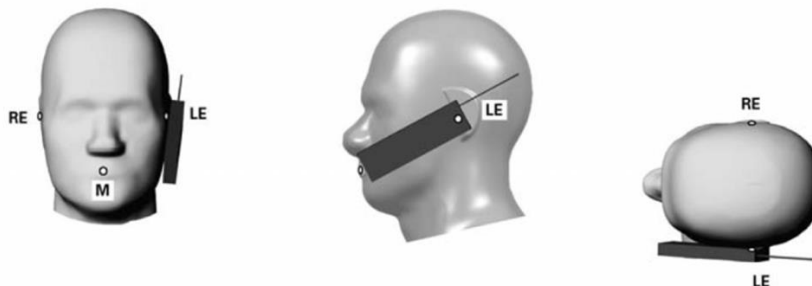
8.1 Define Two Imaginary Lines on the Handset

- (1) The vertical centerline passes through two points on the front side of the handset: the midpoint of the width w_t of the handset at the level of the acoustic output, and the midpoint of the width w_b of the handset.
- (2) The horizontal line is perpendicular to the vertical centerline and passes through the center of the acoustic output. The horizontal line is also tangential to the face of the handset at point A.
- (3) The two lines intersect at point A. Note that for many handsets, point A coincides with the center of the acoustic output; however, the acoustic output may be located elsewhere on the horizontal line. Also note that the vertical centerline is not necessarily to the front face of the handset, especially for clamshell handsets, handsets with flip covers, and other irregularly shaped handsets.



Cheek Position


- 1) To position the device with the vertical center line of the body of the device and the horizontal line crossing the center piece in a plane parallel to the sagittal plane of the phantom. While maintaining the device in this plane, align the vertical center line with the reference plane containing the ear and mouth reference point (M: Mouth, RE: Right Ear, and LE: Left Ear) and align the center of the ear piece with the line RE-LE.
- 2) To move the device towards the phantom with the ear piece aligned with the line LE-RE until the phone touched the ear. While maintaining the device in the reference plane and maintaining the phone contact with ear, move the bottom of the phone until any point on the front side is in contact with the cheek of the phantom or until contact with the ear is lost





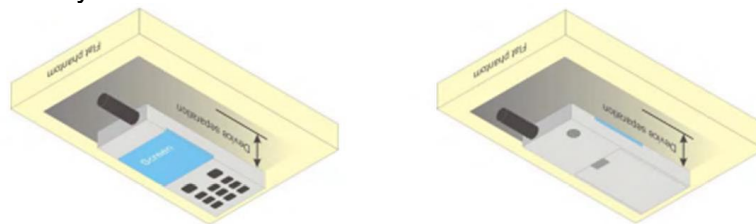
Title Position

- (1) To position the device in the “cheek” position described above.
- (2) While maintaining the device in the reference plane described above and pivoting against the ear, moves it outward away from the mouth by an angle of 15 degrees or until with the ear is lost.



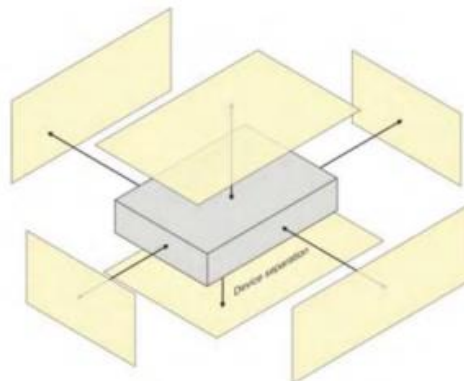
Body-worn Position Conditions:

Body-worn accessory exposure is typically related to voice mode operations when handsets are carried in body-worn accessories. The body-worn accessory procedures in KDB Publication 447498 D01 should be used to test for body-worn accessory SAR compliance, without a headset connected to it. When the same wireless transmission configuration is used for testing body-worn accessory and hotspot mode SAR, respectively, in voice and data mode, SAR results for the most conservative *test separation distance* configuration may be used to support both SAR conditions. When the *reported SAR* for a body-worn accessory, measured without a headset connected to the handset, is $> 1.2 \text{ W/kg}$, the highest *reported SAR* configuration for that wireless mode and frequency band should be repeated for the body-worn accessory with a headset attached to the handset.



8.2 Hotspot mode exposure position condition

For handsets that support hotspot mode operations, with wireless router capabilities and various web browsing function, the relevant hand and body exposure condition are tested according to the hotspot SAR procedures in KDB 941225. A test separation distance of 10 mm is required between the phantom and all surface and edges with a transmitting antenna located within 25 mm from that surface or edge. When form factor of a handset is smaller than 9cm x 5cm, a test separation distance of 5mm (instead of 10mm) is required for testing hotspot mode. When the separate distance required for body-worn accessory testing is larger than or equal to that tested for hotspot mode, in the same wireless mode and for the same surface of the phone, the hotspot mode SAR data may be used to support body-worn accessory SAR compliance for that particular configuration (surface).





9. Measurement Uncertainty

The following measurement uncertainty levels have been estimated for tests performed on the EUT as specified in EN/IEC IEE 62209-1528. This uncertainty represents an expanded uncertainty expressed at approximately the 95% confidence level using a coverage factor of $k=2$.

Symbol	Uncertainty Component	Prob. Dist.	Unc. $a(x_i)$	Div. q_i	$u(x_i) = a(x_i)/q_i$	C_i	$u(y) = C_i * u(x_i)$	V_i
Measurement system errors								
CF	Probe calibration	N ($k = 2$)	5.8	2	2.90	1	2.90	∞
CF _{drift}	Probe calibration drift	R	0.12	$\sqrt{3}$	0.07	1	0.07	∞
LIN	Probe linearity and detection limit	R	1.91	$\sqrt{3}$	1.10	1	1.10	∞
BBS	Broadband signal	R	0.15	$\sqrt{3}$	0.09	1	0.09	∞
ISO	Probe isotropy	R	0.18	$\sqrt{3}$	0.10	1	0.10	∞
DAE	Other probe and data acquisition errors	N	2.7	1	2.70	1	2.70	∞
AMB	RF ambient and noise	N	1.73	1	1.73	1	1.73	∞
Δ_{xyz}	Probe positioning errors	N	0.81	1	0.81	$2/\delta$	0.81	
DAT	Data processing errors	N	2.5	1	2.50	1	2.50	∞
Phantom and device (DUT or validation antenna) errors								
LIQ(σ)	Measurement of phantom conductivity(σ)	N	4.4	1	4.4	$c\epsilon, c\sigma$	4.40	∞
LIQ(T_c)	Temperature effects (medium)	R	2.9	$\sqrt{3}$	1.67	$c\epsilon, c\sigma$	1.67	∞
EPS	Shell permittivity	R	3.4	$\sqrt{3}$	1.96	See 8.4.2.3	0.49	∞
DIS	Distance between the radiating element of the DUT and the phantom medium	N	0.8	1	0.8	2	1.60	∞
D_{xyz}	Repeatability of positioning the DUT or source against the phantom	N	1.5	1	1.5	1	1.50	5
H	Device holder effects	N	3	1	3	1	3.00	
MOD	Effect of operating mode on probe sensitivity	R	3.59	$\sqrt{3}$	2.07	1	2.07	∞
TAS	Time-average SAR	R	1.73	$\sqrt{3}$	1.00	1	1.00	∞
RF _{drift}	Variation in SAR due to drift in output of DUT	N	2.89	1	2.89	1	2.89	
VAL	Validation antenna uncertainty (validation measurement only)	N	1.45	1	1.45	1	1.45	
P_{in}	Uncertainty in accepted power (validation measurement only)	N	2.5	1	2.5	1	2.50	
Corrections to the SAR result (if applied)								
$C(\epsilon', \sigma)$	Phantom deviation from target (ϵ', σ)	N	2.31	1	2.31	1	2.31	
C(R)	SAR scaling	R	1.15	$\sqrt{3}$	0.66	1	0.66	
$u(\Delta SAR)$	Combined uncertainty						9.53	
U	Expanded uncertainty and effective degrees of freedom					U =	19.06	

10. Conducted Power Measurement

10.1 Test Result



Burst Average Power (dBm)						
Band	GSM 850			PCS 1900		
Channel	128	190	251	512	661	810
Frequency (MHz)	824.2	836.6	848.8	1850.2	1880.0	1909.8
GSM (GMSK, 1-Slot)	32.18	32.42	32.69	30.42	30.58	30.64
GPRS (GMSK, 1-Slot)	27.03	27.24	27.71	27.69	27.07	27.31
GPRS (GMSK, 2-Slot)	26.40	26.67	26.72	26.09	26.41	26.34
GPRS (GMSK, 3-Slot)	24.33	24.71	24.35	24.40	24.46	24.55
GPRS (GMSK, 4-Slot)	23.48	23.17	23.78	23.11	23.05	23.06
EGPRS (8PSK, 1-Slot)	27.56	27.68	27.96	27.51	27.48	27.33
EGPRS (8PSK, 2-Slot)	26.48	26.44	27.39	26.62	27.36	26.36
EGPRS (8PSK, 3-Slot)	24.60	24.38	24.83	24.02	24.58	24.34
EGPRS (8PSK, 4-Slot)	23.39	23.39	23.70	23.04	22.99	23.15

Remark: GPRS, CS4 coding scheme. EGPRS, MCS5 coding scheme.
Multi-Slot Class 8, Support Max 4 downlink, 1 uplink, 5 working link
Multi-Slot Class 10, Support Max 4 downlink, 2 uplink, 5 working link
Multi-Slot Class 12, Support Max 4 downlink, 4 uplink, 5 working link

Frame- Average Power(dBm)						
Band	GSM 850			PCS 1900		
Channel	128	190	251	512	661	810
Frequency (MHz)	824.2	836.6	848.8	1850.2	1880.0	1909.8
GSM (GMSK, 1-Slot)	23.15	23.39	23.66	21.39	21.55	21.61
GPRS (GMSK, 1-Slot)	18.00	18.21	18.68	18.66	18.04	18.28
GPRS (GMSK, 2-Slot)	20.38	20.65	20.70	20.07	20.39	20.32
GPRS (GMSK, 3-Slot)	20.07	20.45	20.09	20.14	20.20	20.29
GPRS (GMSK, 4-Slot)	20.47	20.16	20.77	20.10	20.04	20.05
EGPRS (8PSK, 1-Slot)	18.53	18.65	18.93	18.48	18.45	18.30
EGPRS (8PSK, 2-Slot)	20.46	20.42	21.37	20.60	21.34	20.34
EGPRS (8PSK, 3-Slot)	20.34	20.12	20.57	19.76	20.32	20.08
EGPRS (8PSK, 4-Slot)	20.38	20.38	20.69	20.03	19.98	20.14

Remark:
1. SAR testing was performed on the maximum frame-averaged power mode.
2. The frame-averaged power is linearly proportion to the slot number configured and it is linearly scaled the maximum
Burst - averaged power based on time slots. The calculated method is shown as below:
Frame-averaged power = Burst averaged power (1 TX Slot) – 9.03 dB
Frame-averaged power = Burst averaged power (2 TX Slots) – 6.02 dB
Frame-averaged power = Burst averaged power (3 TX Slots) - 4.26 dB
Frame-averaged power = Burst averaged power (4 TX Slots) – 3.01 dB



WCDMA

Band	WCDMA Band 2			WCDMA Band 4			WCDMA Band 5		
Channel	9262	9400	9538	1312	1450	1513	4132	4182	4233
Frequency (MHz)	1852.4	1880	1907.6	1712.6	1740	1752.4	826.4	836.4	846.6
RMC 12.2Kbps	23.61	23.61	23.6	22.8	23.19	23.16	23.06	22.84	23.06
HSDPA Subtest-1	22.63	22.64	22.61	21.84	22.22	22.21	22.1	22	22.19
HSDPA Subtest-2	22.26	22.26	22.12	21.48	21.48	21.7	21.78	21.79	21.86
HSDPA Subtest-3	21.36	20.87	20.91	20.4	20.43	20.44	20.51	20.2	21.06
HSDPA Subtest-4	21.2	21.16	20.87	20.28	20.8	20.64	20.58	20.27	20.38
HSUPA Subtest-1	21.61	22.45	22.46	20.85	22.09	22.04	20.37	21.85	21.91
HSUPA Subtest-2	22.57	22.48	22.46	21.66	22.19	22.08	21.93	21.81	22.19
HSUPA Subtest-3	20.51	21.14	21.67	20.17	20.97	20.86	20.49	20.48	20.65
HSUPA Subtest-4	22.59	22.61	22.6	21.83	22.23	22.22	22.08	22	22.17
HSUPA Subtest-5	21	21.95	21.86	20.32	21.31	21.54	20.53	21.37	21.31

According to 3GPP 25.101 sub-clause 6.2.2, the maximum output power is allowed to be reduced by following the table.

Table 6.1A: UE maximum output power with HS-DPCCH and E-DCH

UE Transmit Channel Configuration	CM (db)	MPR (db)
For all combinations of ,DPDCH,DPCCH HS-DPDCH,E-DPDCH and E-DPCCH	$0 \leq CM \leq 3.5$	MAX(CM-1,0)
Note: CM=1 for $\beta_{cd} / \beta_d = 12/15$, $\beta_{hs} / \beta_c = 24/15$. For all other combinations of DPDCH, DPCCH, HS-DPCCH, E-DPDCH and E-DPCCH the MPR is based on the relative CM difference.		

The device supports MPR to solve linearity issues (ACLR or SEM) due to the higher peak-to average ratios (PAR) of the HSUPA signal. This prevents saturating the full range of the TX DAC inside of device and provides a reduced power output to the RF transceiver chip according to the Cubic Metric (a function of the combinations of DPDCH, DPCCH, HS-DPCCH, E-DPDCH and E-DPCCH).

When E-DPDCH channels are present the beta gains on those channels are reduced firsts to try to get the power under the allowed limit. If the beta gains are lowered as far as possible, then a hard limiting is applied at the maximum allowed level.

The SW currently recalculates the cubic metric every time the beta gains on the E-DPDCH are reduced. The cubic metric will likely get lower each time this is done .However, there is no reported reduction of maximum output power in the HSUPA mode since the device also provides a compensation for the power back-off by increasing the gain of TX_AGC in the transceiver (PA) device.

The end effect is that the DUT output power is identical to the case where there is no MPR in the device.



2.4G WLAN

2.4GWIFI					
Mode	Channel Number	Frequency (MHz)	ANT A Power (dBm)	ANT B Power (dBm)	MIMO Power (dBm)
802.11b	1	2412	14.59	14.68	N/A
	7	2437	13.60	14.03	N/A
	11	2462	14.00	14.26	N/A
802.11g	1	2412	16.68	16.51	N/A
	7	2437	15.75	15.55	N/A
	11	2462	16.21	16.49	N/A
802.11n-HT20	1	2412	16.71	17.04	19.89
	7	2437	15.79	16.39	19.11
	11	2462	16.22	16.89	19.58
802.11n-HT40	3	2422	15.99	16.76	19.40
	6	2437	16.00	16.56	19.30
	9	2452	16.66	16.59	19.61

Bluetooth

BT				
Mode	Channel Number	Frequency (MHz)	Average Power (dBm)	Output Power (mW)
GFSK(1Mbps)	0	2402	5.73	3.74
	39	2441	6.42	4.39
	78	2480	4.67	2.93
$\pi/4$ -QPSK(2Mbps)	0	2402	5.33	3.41
	39	2441	6.02	4.00
	78	2480	4.48	2.81
8DPSK(3Mbps)	0	2402	5.78	3.78
	39	2441	6.38	4.35
	78	2480	4.84	3.05

BLE

BLE				
Mode	Channel Number	Frequency (MHz)	Average Power (dBm)	Output Power (mW)
GFSK(1Mbps)	0	2402	1.62	1.45
	19	2440	1.71	1.48
	39	2480	0.46	1.11
GFSK(2Mbps)	0	2402	1.53	1.42
	19	2440	1.67	1.47
	39	2480	0.43	1.10



WLAN (5.2Gband)

5.2G WLAN					
Mode	Channel Number	Frequency (MHz)	ANT A Power (dBm)	ANT B Power (dBm)	MIMO Power (dBm)
802.11a	36	5180	4.24	6.44	N/A
	40	5200	4.46	4.22	N/A
	48	5240	5.09	5.13	N/A
802.11n-HT20	36	5180	4.37	5.68	8.08
	40	5200	4.53	5.64	8.13
	48	5240	5.00	6.19	8.65
802.11n-HT40	38	5190	9.98	11.78	13.98
	46	5230	3.26	4.85	7.14
802.11ac-VHT80	42	5210	1.41	2.06	4.76

WLAN (5.3Gband)

5.3G WLAN					
Mode	Channel Number	Frequency (MHz)	ANT A Power (dBm)	ANT B Power (dBm)	MIMO Power (dBm)
802.11a	52	5260	4.91	6.09	N/A
	60	5300	4.47	4.81	N/A
	64	5320	5.15	5.30	N/A
802.11n-HT20	52	5260	4.86	5.69	8.31
	60	5300	4.66	5.81	8.27
	64	5320	4.85	5.93	8.41
802.11n-HT40	54	5270	3.35	5.62	7.64
	62	5310	3.84	5.48	7.75
802.11ac-VHT80	58	5290	0.54	2.47	4.39

WLAN (5.6G band)

5.6G WLAN					
Mode	Channel Number	Frequency (MHz)	ANT A Power (dBm)	ANT B Power (dBm)	MIMO Power (dBm)
802.11a	100	5500	4.06	1.54	N/A
	116	5580	4.42	5.12	N/A
	140	5700	4.21	4.96	N/A
802.11n-HT20	100	5500	3.83	3.44	6.65
	116	5580	4.19	5.11	7.61
	140	5700	4.55	6.58	8.69
802.11n-HT40	102	5510	1.64	1.87	4.75
	110	5550	2.47	2.60	5.45
802.11ac-VHT80	106	5530	0.37	0.63	3.71
	122	5610	0.96	1.06	3.91



WLAN (5.8G band)

5.8G WLAN					
Mode	Channel Number	Frequency (MHz)	ANT A Power (dBm)	ANT B Power (dBm)	MIMO Power (dBm)
802.11a	149	5745	1.81	1.45	N/A
	157	5785	1.06	2.04	N/A
	165	5825	0.40	1.69	N/A
802.11n-HT20	149	5745	1.12	4.54	6.02
	157	5785	1.48	4.33	6.15
	165	5825	0.75	4.30	5.81
802.11n-HT40	151	5755	0.25	2.60	3.76
	159	5795	-1.19	2.66	3.70
802.11ac-VHT80	155	5775	-2.17	0.28	2.24



LTE Conducted Power

General Note:

1. Anritsu CMW500 base station simulator was used to setup the connection with EUT; the frequency band, channel bandwidth, RB allocation configuration, modulation type are set in the base station simulator to configure EUT transmitting at maximum power and at different configurations which are requested to be reported to FCC, for conducted power measurement and SAR testing.
2. Per KDB 941225 D05, when a properly configured base station simulator is used for the SAR and power measurements, spectrum plots for each RB allocation and offset configuration is not required.
3. Per KDB 941225 D05, start with the largest channel bandwidth and measure SAR for QPSK with 1 RB allocation, using the RB offset and required test channel combination with the highest maximum output power for RB offsets at the upper edge, middle and lower edge of each required test channel.
4. Per KDB 941225 D05, 50% RB allocation for QPSK SAR testing follows 1RB QPSK allocation procedure.
5. Per KDB 941225 D05, For QPSK with 100% RB allocation, SAR is not required when the highest maximum output power for 100 % RB allocation is less than the highest maximum output power in 50% and 1 RB allocations and the highest reported SAR for 1 RB and 50% RB allocation are ≤ 0.8 W/kg. Otherwise, SAR is measured for the highest output power channel; and if the reported SAR is > 1.45 W/kg, the remaining required test channels must also be tested.
6. Per KDB 941225 D05, 16QAM output power for each RB allocation configuration is $>$ not $\frac{1}{2}$ dB higher than the same configuration in QPSK and the reported SAR for the QPSK configuration is ≤ 1.45 W/kg; Per KDB 941225 D05, 16QAM SAR testing is not required.
7. Per KDB 941225 D05, Smaller bandwidth output power for each RB allocation configuration is $>$ not $\frac{1}{2}$ dB higher than the same configuration in the largest supported bandwidth, and the reported SAR for the largest supported bandwidth is ≤ 1.45 W/kg; Per KDB 941225 D05, smaller bandwidth SAR testing is not required.



LTE Band 2 Maximum Average Power [dBm]						
BW [MHz]	RB Size	RB Offset	Mod	Lowest	Middle	Highest
1.4	1	0	QPSK	24.46	24.55	24.4
1.4	1	2		24.53	24.59	24.4
1.4	1	5		24.51	24.56	24.14
1.4	3	0		24.52	24.53	24.51
1.4	3	1		24.55	24.52	24.54
1.4	3	2		24.55	24.51	24.52
1.4	6	0		23.55	23.6	23.54
1.4	1	0		16-QAM	23.81	23.5
1.4	1	2	23.79		23.53	23.35
1.4	1	5	23.8		23.51	23.28
1.4	3	0	23.79		23.71	23.77
1.4	3	1	23.79		23.68	23.76
1.4	3	2	23.79		23.73	23.77
1.4	6	0	22.73		22.7	22.68
3	1	0	QPSK		24.54	24.23
3	1	7		24.61	24.1	23.96
3	1	14		24.65	24.1	23.93
3	8	0		23.55	23.47	23.46
3	8	4		23.58	23.5	23.51
3	8	7		23.58	23.49	23.47
3	15	0		23.58	23.49	23.48
3	1	0		16-QAM	23.42	23.45
3	1	7	23.38		23.46	23.29
3	1	14	23.42		23.49	23.26
3	8	0	22.59		22.54	22.57
3	8	4	22.58		22.56	22.58
3	8	7	22.57		22.54	22.54
3	15	0	22.62		22.54	22.48



LTE Band 2 Maximum Average Power [dBm]						
BW [MHz]	RB Size	RB Offset	Mod	Lowest	Middle	Highest
5	1	0	QPSK	24.4	24.56	24.19
5	1	12		24.31	24.57	24.12
5	1	24		24.26	24.64	24.18
5	12	0		23.6	23.56	23.59
5	12	6		23.6	23.52	23.56
5	12	11		23.62	23.58	23.53
5	25	0		23.6	23.55	23.57
5	1	0	16-QAM	23.57	23.43	23.54
5	1	12		23.57	23.44	23.48
5	1	24		23.63	23.45	23.51
5	12	0		22.57	22.62	22.59
5	12	6		22.54	22.57	22.52
5	12	11		22.61	22.59	22.48
5	25	0		22.58	22.56	22.53
10	1	0	QPSK	24.57	23.99	24.17
10	1	24		24.41	24.07	24.16
10	1	49		24.27	24.06	24.1
10	25	0		23.55	23.49	23.62
10	25	12		23.65	23.52	23.58
10	25	24		23.55	23.43	23.37
10	50	0		23.56	23.49	23.54
10	1	0	16-QAM	23.5	23.22	23.05
10	1	24		23.48	23.27	23
10	1	49		23.6	23.33	23
10	25	0		22.57	22.49	22.63
10	25	12		22.65	22.56	22.58
10	25	24		22.58	22.46	22.39
10	50	0		22.58	22.5	22.53



LTE Band 2 Maximum Average Power [dBm]						
BW [MHz]	RB Size	RB Offset	Mod	Lowest	Middle	Highest
15	1	0	QPSK	24.09	23.85	24.2
15	1	37		24.23	23.97	24.23
15	1	74		24.09	24	24.12
15	36	0		23.5	23.48	23.59
15	36	18		23.58	23.5	23.57
15	36	39		23.56	23.51	23.48
15	75	0		23.55	23.48	23.56
15	1	0	16-QAM	23.43	23.13	23.27
15	1	38		23.58	23.23	23.31
15	1	75		23.49	23.32	23.19
15	36	0		22.55	22.55	22.61
15	36	18		22.65	22.61	22.59
15	36	39		22.62	22.59	22.46
15	75	0		22.58	22.51	22.59
20	1	0	QPSK	24.08	24	24
20	1	49		24.21	24.12	24.04
20	1	99		24.1	24.19	23.93
20	50	0		23.56	23.54	23.7
20	50	24		23.63	23.54	23.71
20	50	49		23.56	23.51	23.47
20	100	0		23.56	23.47	23.57
20	1	0	16-QAM	23.48	23.2	23.4
20	1	49		23.59	23.31	23.46
20	1	99		23.52	23.36	23.35
20	50	0		22.61	22.49	22.7
20	50	24		22.69	22.49	22.72
20	50	49		22.61	22.46	22.48
20	100	0		22.55	22.45	22.58



LTE Band 4 Maximum Average Power [dBm]						
BW [MHz]	RB Size	RB Offset	Mod	Lowest	Middle	Highest
1.4	1	0	QPSK	23.5	23.74	23.53
1.4	1	2		23.44	23.69	23.72
1.4	1	5		23.38	23.27	23.78
1.4	3	0		23.44	23.87	24
1.4	3	1		23.45	23.87	24.01
1.4	3	2		23.42	23.86	24.02
1.4	6	0		22.44	22.88	23.07
1.4	1	0	16-QAM	22.21	22.62	22.46
1.4	1	2		22.26	22.59	22.48
1.4	1	5		22.5	22.63	22.47
1.4	3	0		22.71	23.07	23.15
1.4	3	1		22.69	23.1	23.17
1.4	3	2		22.67	23.06	23.19
1.4	6	0		21.62	22.04	22.2
3	1	0	QPSK	23.26	23.38	23.51
3	1	7		22.96	23.46	23.54
3	1	14		22.79	23.42	23.55
3	8	0		22.4	22.91	22.94
3	8	4		22.39	22.92	22.97
3	8	7		22.36	22.89	23.01
3	15	0		22.41	22.92	23
3	1	0	16-QAM	22.2	22.32	22.88
3	1	7		22.15	22.31	22.95
3	1	14		22.08	22.33	22.93
3	8	0		21.47	21.92	22.03
3	8	4		21.46	21.89	22.03
3	8	7		21.41	21.91	22.03
3	15	0		21.38	21.98	22.04



LTE Band 4 Maximum Average Power [dBm]						
BW [MHz]	RB Size	RB Offset	Mod	Lowest	Middle	Highest
5	1	0	QPSK	23.07	22.33	23.89
5	1	12		22.94	22.38	24.03
5	1	24		23.04	22.36	24.17
5	12	0		22.42	21.33	23.03
5	12	6		22.38	21.32	23.04
5	12	11		22.4	21.32	23.03
5	25	0		22.42	21.35	23.07
5	1	0	16-QAM	22.45	21.68	23.45
5	1	12		22.3	21.70	23.46
5	1	24		22.39	21.76	23.55
5	12	0		21.39	20.35	21.99
5	12	6		21.34	20.32	22
5	12	11		21.34	20.32	22.02
5	25	0		21.41	20.30	22.01
10	1	0	QPSK	23.61	23.98	23.2
10	1	24		23.53	24.06	23.58
10	1	49		23.7	24.06	23.65
10	25	0		22.4	22.92	22.85
10	25	12		22.49	22.91	22.94
10	25	24		22.47	22.86	22.87
10	50	0		22.47	22.88	22.93
10	1	0	16-QAM	22.43	23.22	23.06
10	1	24		22.37	23.32	23.09
10	1	49		22.57	23.38	23.24
10	25	0		21.4	21.92	21.9
10	25	12		21.46	21.94	21.73
10	25	24		21.5	21.86	21.87
10	50	0		21.44	21.88	21.93



LTE Band 4 Maximum Average Power [dBm]						
BW [MHz]	RB Size	RB Offset	Mod	Lowest	Middle	Highest
15	1	0	QPSK	23.45	23.61	23.69
15	1	37		23.61	23.77	23.4
15	1	74		23.81	23.69	23.61
15	36	0		22.34	22.79	22.8
15	36	18		22.46	22.89	22.89
15	36	39		22.54	22.87	22.94
15	75	0		22.47	22.85	22.87
15	1	0	16-QAM	22.7	22.86	22.59
15	1	38		22.67	22.85	22.62
15	1	75		22.82	22.93	22.69
15	36	0		21.41	21.89	21.81
15	36	18		21.52	21.99	21.84
15	36	39		21.63	21.97	21.91
15	75	0		21.48	21.86	21.91
20	1	0	QPSK	23.32	23.06	23.21
20	1	49		23.25	23.46	23.28
20	1	99		23.5	23.39	23.4
20	50	0		22.44	22.84	22.87
20	50	24		22.62	22.96	22.92
20	50	49		22.74	22.92	22.86
20	100	0		22.56	22.84	22.86
20	1	0	16-QAM	22.34	22.23	22.61
20	1	49		22.61	22.61	22.67
20	1	99		22.88	22.63	22.79
20	50	0		21.49	21.8	21.89
20	50	24		21.69	21.92	21.94
20	50	49		21.78	21.86	21.88
20	100	0		21.58	21.82	21.85



LTE Band 5 Maximum Average Power [dBm]						
BW [MHz]	RB Size	RB Offset	Mod	Lowest	Middle	Highest
1.4	1	0	QPSK	23.76	23.68	23.64
1.4	1	2		23.82	23.69	23.75
1.4	1	5		23.8	23.68	23.6
1.4	3	0		23.74	23.67	23.67
1.4	3	1		23.77	23.65	23.7
1.4	3	2		23.75	23.61	23.78
1.4	6	0		22.83	22.84	22.89
1.4	1	0	16-QAM	22.68	22.74	22.55
1.4	1	2		22.71	22.69	22.62
1.4	1	5		22.67	22.63	22.76
1.4	3	0		22.91	22.94	23.04
1.4	3	1		22.93	22.93	23.1
1.4	3	2		22.91	22.93	23.14
1.4	6	0		21.92	21.95	22.09
3	1	0	QPSK	23.73	23.69	23.57
3	1	7		23.84	23.46	23.48
3	1	14		23.94	23.35	23.47
3	8	0		22.77	22.71	22.75
3	8	4		22.8	22.74	22.75
3	8	7		22.77	22.73	22.86
3	15	0		22.81	22.73	22.8
3	1	0	16-QAM	22.71	22.88	22.55
3	1	7		22.65	22.9	22.53
3	1	14		22.76	22.71	22.71
3	8	0		21.75	21.76	21.8
3	8	4		21.79	21.79	21.8
3	8	7		21.78	21.76	21.88
3	15	0		21.86	21.79	21.78



LTE Band 5 Maximum Average Power [dBm]						
BW [MHz]	RB Size	RB Offset	Mod	Lowest	Middle	Highest
5	1	0	QPSK	23.84	23.91	24.06
5	1	12		23.88	23.78	23.73
5	1	24		23.84	23.89	24.07
5	12	0		22.81	22.87	22.91
5	12	6		22.9	22.81	22.81
5	12	11		22.93	22.78	22.83
5	25	0		22.88	22.8	22.87
5	1	0	16-QAM	23.17	23.44	23.51
5	1	12		23.25	23.28	23.25
5	1	24		23.24	23.35	23.51
5	12	0		21.8	21.85	21.86
5	12	6		21.93	21.81	21.76
5	12	11		21.96	21.75	21.76
5	25	0		21.85	21.77	21.88
10	1	0	QPSK	23.89	23.75	23.82
10	1	24		23.82	23.68	24.02
10	1	49		23.84	23.79	24
10	25	0		22.76	22.78	22.88
10	25	12		22.82	22.79	22.94
10	25	24		22.71	22.78	22.66
10	50	0		22.76	22.79	22.83
10	1	0	16-QAM	23.23	23.05	22.79
10	1	24		23.22	23.02	22.99
10	1	49		23.34	23.1	22.91
10	25	0		21.79	21.82	21.9
10	25	12		21.84	21.82	21.95
10	25	24		21.72	21.79	21.69
10	50	0		21.74	21.81	21.81



LTE Band 12 Maximum Average Power [dBm]						
BW [MHz]	RB Size	RB Offset	Mod	Lowest	Middle	Highest
1.4	1	0	QPSK	24.99	24.86	24.72
1.4	1	2		24.95	24.89	24.7
1.4	1	5		24.9	24.8	24.64
1.4	3	0		24.96	24.91	24.75
1.4	3	1		24.98	24.9	24.76
1.4	3	2		25.01	24.91	24.81
1.4	6	0		23.93	23.93	23.83
1.4	1	0	16-QAM	24.17	24.05	23.26
1.4	1	2		24.21	24.05	23.48
1.4	1	5		24.21	23.96	23.55
1.4	3	0		24.2	24.09	23.95
1.4	3	1		24.22	24.11	23.94
1.4	3	2		24.22	24.1	23.9
1.4	6	0		23.11	23.1	23.98
3	1	0	QPSK	24.88	24.99	24.83
3	1	7		24.89	25.06	24.87
3	1	14		24.91	24.93	24.89
3	8	0		23.88	23.91	23.71
3	8	4		23.95	23.93	23.73
3	8	7		23.96	23.92	23.74
3	15	0		23.95	23.93	23.75
3	1	0	16-QAM	24.17	23.95	24.13
3	1	7		24.19	23.88	24.18
3	1	14		24.22	23.82	24.19
3	8	0		22.92	22.93	22.78
3	8	4		23.01	22.94	22.75
3	8	7		22.99	22.9	22.78
3	15	0		22.9	22.97	22.78



LTE Band 12 Maximum Average Power [dBm]						
BW [MHz]	RB Size	RB Offset	Mod	Lowest	Middle	Highest
5	1	0	QPSK	25.01	25.08	24.6
5	1	12		24.99	24.88	24.46
5	1	24		25.02	24.67	24.58
5	12	0		23.95	23.97	23.75
5	12	6		23.98	23.92	23.75
5	12	11		23.94	23.93	23.67
5	25	0		23.94	23.95	23.73
5	1	0	16-QAM	24.28	23.96	23.81
5	1	12		24.29	23.82	23.71
5	1	24		24.37	23.84	23.86
5	12	0		22.99	22.91	22.74
5	12	6		23.06	22.88	22.71
5	12	11		22.99	22.87	22.64
5	25	0		22.92	22.91	22.76
10	1	0	QPSK	25.02	24.93	24.38
10	1	24		25.03	24.74	24.28
10	1	49		25.02	24.47	24.3
10	25	0		23.95	23.99	23.83
10	25	12		23.98	23.95	23.81
10	25	24		23.87	23.9	23.67
10	50	0		23.91	23.95	23.8
10	1	0	16-QAM	23.93	23.87	23.61
10	1	24		23.9	23.92	23.51
10	1	49		23.89	23.81	23.56
10	25	0		22.93	22.97	22.85
10	25	12		23	22.95	22.91
10	25	24		22.86	22.91	22.71
10	50	0		22.91	22.95	22.76



LTE Band 17 Maximum Average Power [dBm]						
BW [MHz]	RB Size	RB Offset	Mod	Lowest	Middle	Highest
5	1	0	QPSK	24.53	24.39	24.41
5	1	12		24.46	24.35	24.33
5	1	24		24.66	24.35	24.47
5	12	0		23.89	23.85	23.78
5	12	6		23.88	23.82	23.76
5	12	11		23.87	23.82	23.74
5	25	0		23.92	23.83	23.73
5	1	0	16-QAM	23.95	23.7	23.71
5	1	12		23.83	23.65	23.64
5	1	24		23.97	23.66	23.8
5	12	0		22.85	22.91	22.74
5	12	6		22.84	22.89	22.72
5	12	11		22.81	22.88	22.7
5	25	0		22.95	22.83	22.73
10	1	0	QPSK	24.91	24.95	25
10	1	24		24.91	24.95	24.95
10	1	49		24.79	24.87	24.9
10	25	0		23.89	23.83	23.83
10	25	12		23.91	23.89	23.86
10	25	24		23.84	23.76	23.73
10	50	0		23.9	23.81	23.78
10	1	0	16-QAM	24.14	23.85	24.14
10	1	24		24.13	23.82	24.02
10	1	49		24.02	23.73	24.01
10	25	0		22.92	22.87	22.85
10	25	12		22.93	22.89	22.87
10	25	24		22.87	22.77	22.72
10	50	0		22.88	22.8	22.81



LTE Band 30 Maximum Average Power [dBm]						
BW [MHz]	RB Size	RB Offset	Mod	Lowest	Middle	Highest
5	1	0	QPSK	23.31	22.79	22.59
5	1	12		23.33	22.65	22.73
5	1	24		23.25	22.67	22.7
5	12	0		22.18	22.13	22.07
5	12	6		22.19	22.05	22.08
5	12	11		22.09	22.02	21.98
5	25	0		22.2	22.07	22.07
5	1	0	16-QAM	22.64	22.07	21.95
5	1	12		22.52	22.14	22.09
5	1	24		22.35	22.01	22.06
5	12	0		21.14	21.12	21.05
5	12	6		21.12	21.1	21.06
5	12	11		21.05	21.06	20.98
5	25	0		21.22	21.07	21.03
10	1	0	QPSK	/	23.11	/
10	1	24		/	22.79	/
10	1	49		/	22.55	/
10	25	0		/	22.18	/
10	25	12		/	22.1	/
10	25	24		/	21.98	/
10	50	0		/	22.07	/
10	1	0	16-QAM	/	22.17	/
10	1	24		/	21.93	/
10	1	49		/	21.9	/
10	25	0		/	21.19	/
10	25	12		/	21.1	/
10	25	24		/	20.96	/
10	50	0		/	21.09	/



LTE Band 66 Maximum Average Power [dBm]						
BW [MHz]	RB Size	RB Offset	Mod	Lowest	Middle	Highest
1.4	1	0	QPSK	23.76	23.67	24.45
1.4	1	2		23.69	23.72	24.43
1.4	1	5		23.66	23.54	24.39
1.4	3	0		23.68	24	24.44
1.4	3	1		23.68	24.01	24.44
1.4	3	2		23.68	24.03	24.43
1.4	6	0		22.77	23.02	23.5
1.4	1	0	16-QAM	22.31	22.78	23.34
1.4	1	2		22.53	22.84	23.37
1.4	1	5		22.31	22.77	23.33
1.4	3	0		22.85	23.25	23.61
1.4	3	1		22.83	23.26	23.61
1.4	3	2		22.84	23.25	23.61
1.4	6	0		21.86	22.21	22.61
3	1	0	QPSK	23.75	24.01	24.43
3	1	7		23.77	24	24.49
3	1	14		23.79	23.98	24.4
3	8	0		22.62	22.98	23.48
3	8	4		22.64	23	23.44
3	8	7		22.62	22.99	23.42
3	15	0		22.63	23.01	23.48
3	1	0	16-QAM	23.08	23.29	23.41
3	1	7		23.07	23.29	23.26
3	1	14		23.07	23.27	23.26
3	8	0		21.7	22.06	22.49
3	8	4		21.66	22.02	22.43
3	8	7		21.71	22.04	22.43
3	15	0		21.72	21.99	22.54



LTE Band 66 Maximum Average Power [dBm]						
BW [MHz]	RB Size	RB Offset	Mod	Lowest	Middle	Highest
5	1	0	QPSK	23.77	24.21	24.58
5	1	12		23.75	23.91	24.49
5	1	24		23.85	24.14	24.46
5	12	0		22.67	23.07	23.5
5	12	6		22.67	23.02	23.48
5	12	11		22.72	22.99	23.41
5	25	0		22.68	23.08	23.48
5	1	0	16-QAM	23.07	23.44	23.33
5	1	12		22.87	23.38	23.28
5	1	24		23	23.35	23.31
5	12	0		21.64	22.04	22.63
5	12	6		21.64	21.98	22.57
5	12	11		21.69	21.96	22.45
5	25	0		21.66	22.1	22.49
10	1	0	QPSK	23.72	24.14	24.65
10	1	24		23.7	24.17	24.7
10	1	49		23.66	24.12	24.61
10	25	0		22.64	23.04	23.61
10	25	12		22.72	23.08	23.62
10	25	24		22.62	22.96	23.44
10	50	0		22.69	23.02	23.52
10	1	0	16-QAM	22.86	23.01	23.86
10	1	24		22.9	23.05	23.91
10	1	49		22.87	23	23.83
10	25	0		21.67	23.03	22.62
10	25	12		21.77	22.06	22.6
10	25	24		21.67	21.97	22.44
10	50	0		21.7	22.01	22.51



LTE Band 66 Maximum Average Power [dBm]						
BW [MHz]	RB Size	RB Offset	Mod	Lowest	Middle	Highest
15	1	0	QPSK	23.72	23.98	24
15	1	37		23.75	23.94	23.98
15	1	74		23.95	23.79	23.89
15	36	0		22.62	22.99	23.43
15	36	18		22.63	23.02	23.52
15	36	39		22.7	22.95	23.43
15	75	0		22.67	23.05	23.46
15	1	0	16-QAM	22.81	23.17	23
15	1	38		22.86	23.08	23.19
15	1	75		23.06	23.25	23.1
15	36	0		21.62	22.09	22.55
15	36	18		21.67	22.09	22.62
15	36	39		21.75	22.04	22.52
15	75	0		21.74	22.03	22.49
20	1	0	QPSK	23.61	23.95	23.48
20	1	49		23.3	23.81	23.88
20	1	99		23.7	23.68	23.79
20	50	0		22.65	23.11	23.41
20	50	24		22.79	23.13	23.53
20	50	49		22.86	23	23.4
20	100	0		22.75	23.04	23.41
20	1	0	16-QAM	22.56	22.76	22.89
20	1	49		22.65	22.82	23.26
20	1	99		23.01	22.88	23.2
20	50	0		21.68	22.07	22.41
20	50	24		21.84	22.1	22.54
20	50	49		21.91	21.97	22.42
20	100	0		21.73	22.04	22.4



LTE Band 71 Maximum Average Power [dBm]						
BW [MHz]	RB Size	RB Offset	Mod	Lowest	Middle	Highest
5	1	0	QPSK	23.51	23.6	23.61
5	1	12		23.5	23.49	22.68
5	1	24		23.63	23.63	23.62
5	12	0		22.39	22.66	22.46
5	12	6		22.44	22.62	22.44
5	12	11		22.31	22.52	22.45
5	25	0		22.4	22.6	22.49
5	1	0	16-QAM	22.92	22.96	23.01
5	1	12		22.88	22.95	22.88
5	1	24		22.98	22.98	23.01
5	12	0		21.34	21.71	21.42
5	12	6		21.34	21.54	21.38
5	12	11		21.25	21.51	21.42
5	25	0		21.41	21.58	21.47
10	1	0	QPSK	23.45	23.61	23.68
10	1	24		23.42	23.49	23.49
10	1	49		23.38	23.64	23.54
10	25	0		22.69	22.61	22.39
10	25	12		22.48	22.6	22.52
10	25	24		22.47	22.42	22.26
10	50	0		22.61	22.6	22.31
10	1	0	16-QAM	22.86	22.76	22.52
10	1	24		22.92	22.82	22.46
10	1	49		22.82	22.78	22.41
10	25	0		21.67	21.62	21.38
10	25	12		21.5	21.6	21.52
10	25	24		21.5	21.4	21.29
10	50	0		21.58	21.58	21.35



LTE Band 71 Maximum Average Power [dBm]						
BW [MHz]	RB Size	RB Offset	Mod	Lowest	Middle	Highest
15	1	0	QPSK	23.42	23.27	23.41
15	1	37		23.47	23.5	23.36
15	1	74		23.62	23.55	23.32
15	36	0		22.54	22.46	22.49
15	36	18		22.42	22.59	22.55
15	36	39		22.69	22.49	22.55
15	75	0		22.65	22.51	22.53
15	1	0	16-QAM	22.49	22.77	22.69
15	1	38		22.56	23.03	22.71
15	1	75		22.77	23.1	22.65
15	36	0		21.54	21.48	21.56
15	36	18		21.39	21.6	21.59
15	36	39		21.64	21.54	21.57
15	75	0		21.63	21.5	21.48
20	1	0	QPSK	23.23	23.27	23.52
20	1	49		23.33	23.52	23.62
20	1	99		23.6	23.63	23.02
20	50	0		22.53	22.3	22.75
20	50	24		22.49	22.58	22.63
20	50	49		22.43	22.47	22.66
20	100	0		22.5	22.41	22.7
20	1	0	16-QAM	22.6	22.65	22.69
20	1	49		22.6	23.05	22.93
20	1	99		22.88	22.97	22.68
20	50	0		21.55	21.31	21.74
20	50	24		21.52	21.69	21.57
20	50	49		21.45	21.55	21.62
20	100	0		21.49	21.4	21.7



SA Power

Band	SCS	Bandwidth	Modulation	Channel	RB Config	Power	Verdict
N5	15	5	DFT-PI2BPSK	L	Edge_1RB_Left	22.19	PASS
N5	15	5	DFT-PI2BPSK	L	Edge_1RB_Right	22.35	PASS
N5	15	5	DFT-PI2BPSK	L	Outer_Full	22.32	PASS
N5	15	5	DFT-PI2BPSK	L	Inner_Full	22.82	PASS
N5	15	5	DFT-QPSK	L	Edge_1RB_Left	21.69	PASS
N5	15	5	DFT-QPSK	L	Edge_1RB_Right	21.79	PASS
N5	15	5	DFT-QPSK	L	Outer_Full	21.89	PASS
N5	15	5	DFT-QPSK	L	Inner_Full	22.82	PASS
N5	15	5	DFT-16QAM	L	Edge_1RB_Left	20.79	PASS
N5	15	5	DFT-16QAM	L	Edge_1RB_Right	20.96	PASS
N5	15	5	DFT-16QAM	L	Outer_Full	20.86	PASS
N5	15	5	DFT-16QAM	L	Inner_Full	21.85	PASS
N5	15	5	DFT-64QAM	L	Edge_1RB_Left	20.16	PASS
N5	15	5	DFT-64QAM	L	Edge_1RB_Right	20.32	PASS
N5	15	5	DFT-64QAM	L	Outer_Full	20.31	PASS
N5	15	5	DFT-64QAM	L	Inner_Full	20.36	PASS
N5	15	5	DFT-256QAM	L	Edge_1RB_Left	18.37	PASS
N5	15	5	DFT-256QAM	L	Edge_1RB_Right	18.23	PASS
N5	15	5	DFT-256QAM	L	Outer_Full	18.33	PASS
N5	15	5	DFT-256QAM	L	Inner_Full	18.32	PASS
N5	15	5	CP-QPSK	L	Edge_1RB_Left	19.71	PASS
N5	15	5	CP-QPSK	L	Edge_1RB_Right	19.83	PASS
N5	15	5	CP-QPSK	L	Outer_Full	19.82	PASS
N5	15	5	CP-QPSK	L	Inner_Full	21.36	PASS
N5	15	5	CP-16QAM	L	Edge_1RB_Left	20.08	PASS
N5	15	5	CP-16QAM	L	Edge_1RB_Right	20.09	PASS
N5	15	5	CP-16QAM	L	Outer_Full	19.83	PASS
N5	15	5	CP-16QAM	L	Inner_Full	20.81	PASS
N5	15	5	CP-64QAM	L	Edge_1RB_Left	19.43	PASS
N5	15	5	CP-64QAM	L	Edge_1RB_Right	19.56	PASS
N5	15	5	CP-64QAM	L	Outer_Full	19.22	PASS
N5	15	5	CP-64QAM	L	Inner_Full	19.31	PASS
N5	15	5	CP-256QAM	L	Edge_1RB_Left	16.2	PASS
N5	15	5	CP-256QAM	L	Edge_1RB_Right	16.57	PASS
N5	15	5	CP-256QAM	L	Outer_Full	16.35	PASS
N5	15	5	CP-256QAM	L	Inner_Full	16.42	PASS
N5	15	5	DFT-PI2BPSK	M	Edge_1RB_Left	22.37	PASS
N5	15	5	DFT-PI2BPSK	M	Edge_1RB_Right	22.26	PASS
N5	15	5	DFT-PI2BPSK	M	Outer_Full	22.44	PASS
N5	15	5	DFT-PI2BPSK	M	Inner_Full	22.91	PASS
N5	15	5	DFT-QPSK	M	Edge_1RB_Left	21.94	PASS



N5	15	5	DFT-QPSK	M	Edge_1RB_Right	21.8	PASS
N5	15	5	DFT-QPSK	M	Outer_Full	21.94	PASS
N5	15	5	DFT-QPSK	M	Inner_Full	22.89	PASS
N5	15	5	DFT-16QAM	M	Edge_1RB_Left	21.02	PASS
N5	15	5	DFT-16QAM	M	Edge_1RB_Right	21.04	PASS
N5	15	5	DFT-16QAM	M	Outer_Full	20.93	PASS
N5	15	5	DFT-16QAM	M	Inner_Full	21.88	PASS
N5	15	5	DFT-64QAM	M	Edge_1RB_Left	20.8	PASS
N5	15	5	DFT-64QAM	M	Edge_1RB_Right	20.69	PASS
N5	15	5	DFT-64QAM	M	Outer_Full	20.39	PASS
N5	15	5	DFT-64QAM	M	Inner_Full	20.47	PASS
N5	15	5	DFT-256QAM	M	Edge_1RB_Left	18.28	PASS
N5	15	5	DFT-256QAM	M	Edge_1RB_Right	18.52	PASS
N5	15	5	DFT-256QAM	M	Outer_Full	18.37	PASS
N5	15	5	DFT-256QAM	M	Inner_Full	18.18	PASS
N5	15	5	CP-QPSK	M	Edge_1RB_Left	19.99	PASS
N5	15	5	CP-QPSK	M	Edge_1RB_Right	19.91	PASS
N5	15	5	CP-QPSK	M	Outer_Full	19.85	PASS
N5	15	5	CP-QPSK	M	Inner_Full	21.4	PASS
N5	15	5	CP-16QAM	M	Edge_1RB_Left	20.29	PASS
N5	15	5	CP-16QAM	M	Edge_1RB_Right	20.03	PASS
N5	15	5	CP-16QAM	M	Outer_Full	19.83	PASS
N5	15	5	CP-16QAM	M	Inner_Full	20.88	PASS
N5	15	5	CP-64QAM	M	Edge_1RB_Left	19.57	PASS
N5	15	5	CP-64QAM	M	Edge_1RB_Right	19.5	PASS
N5	15	5	CP-64QAM	M	Outer_Full	19.33	PASS
N5	15	5	CP-64QAM	M	Inner_Full	19.2	PASS
N5	15	5	CP-256QAM	M	Edge_1RB_Left	16.32	PASS
N5	15	5	CP-256QAM	M	Edge_1RB_Right	16.57	PASS
N5	15	5	CP-256QAM	M	Outer_Full	16.43	PASS
N5	15	5	CP-256QAM	M	Inner_Full	16.45	PASS
N5	15	5	DFT-PI2BPSK	H	Edge_1RB_Left	22.29	PASS
N5	15	5	DFT-PI2BPSK	H	Edge_1RB_Right	22.09	PASS
N5	15	5	DFT-PI2BPSK	H	Outer_Full	22.32	PASS
N5	15	5	DFT-PI2BPSK	H	Inner_Full	22.84	PASS
N5	15	5	DFT-QPSK	H	Edge_1RB_Left	21.79	PASS
N5	15	5	DFT-QPSK	H	Edge_1RB_Right	21.63	PASS
N5	15	5	DFT-QPSK	H	Outer_Full	21.81	PASS
N5	15	5	DFT-QPSK	H	Inner_Full	22.86	PASS
N5	15	5	DFT-16QAM	H	Edge_1RB_Left	21.01	PASS
N5	15	5	DFT-16QAM	H	Edge_1RB_Right	20.83	PASS
N5	15	5	DFT-16QAM	H	Outer_Full	20.81	PASS
N5	15	5	DFT-16QAM	H	Inner_Full	21.82	PASS
N5	15	5	DFT-64QAM	H	Edge_1RB_Left	20.69	PASS



N5	15	5	DFT-64QAM	H	Edge_1RB_Right	20.47	PASS
N5	15	5	DFT-64QAM	H	Outer_Full	20.3	PASS
N5	15	5	DFT-64QAM	H	Inner_Full	20.27	PASS
N5	15	5	DFT-256QAM	H	Edge_1RB_Left	18.37	PASS
N5	15	5	DFT-256QAM	H	Edge_1RB_Right	18.22	PASS
N5	15	5	DFT-256QAM	H	Outer_Full	18.3	PASS
N5	15	5	DFT-256QAM	H	Inner_Full	18.15	PASS
N5	15	5	CP-QPSK	H	Edge_1RB_Left	19.84	PASS
N5	15	5	CP-QPSK	H	Edge_1RB_Right	19.69	PASS
N5	15	5	CP-QPSK	H	Outer_Full	19.74	PASS
N5	15	5	CP-QPSK	H	Inner_Full	21.29	PASS
N5	15	5	CP-16QAM	H	Edge_1RB_Left	19.96	PASS
N5	15	5	CP-16QAM	H	Edge_1RB_Right	19.44	PASS
N5	15	5	CP-16QAM	H	Outer_Full	19.78	PASS
N5	15	5	CP-16QAM	H	Inner_Full	20.72	PASS
N5	15	5	CP-64QAM	H	Edge_1RB_Left	19.59	PASS
N5	15	5	CP-64QAM	H	Edge_1RB_Right	18.91	PASS
N5	15	5	CP-64QAM	H	Outer_Full	19.28	PASS
N5	15	5	CP-64QAM	H	Inner_Full	19.33	PASS
N5	15	5	CP-256QAM	H	Edge_1RB_Left	16.17	PASS
N5	15	5	CP-256QAM	H	Edge_1RB_Right	16	PASS
N5	15	5	CP-256QAM	H	Outer_Full	16.25	PASS
N5	15	5	CP-256QAM	H	Inner_Full	16.3	PASS
N5	15	20	DFT-PI2BPSK	L	Edge_1RB_Left	22.1	PASS
N5	15	20	DFT-PI2BPSK	L	Edge_1RB_Right	22.13	PASS
N5	15	20	DFT-PI2BPSK	L	Outer_Full	22.4	PASS
N5	15	20	DFT-PI2BPSK	L	Inner_Full	22.93	PASS
N5	15	20	DFT-QPSK	L	Edge_1RB_Left	21.61	PASS
N5	15	20	DFT-QPSK	L	Edge_1RB_Right	21.61	PASS
N5	15	20	DFT-QPSK	L	Outer_Full	21.94	PASS
N5	15	20	DFT-QPSK	L	Inner_Full	23	PASS
N5	15	20	DFT-16QAM	L	Edge_1RB_Left	20.81	PASS
N5	15	20	DFT-16QAM	L	Edge_1RB_Right	20.82	PASS
N5	15	20	DFT-16QAM	L	Outer_Full	20.88	PASS
N5	15	20	DFT-16QAM	L	Inner_Full	21.97	PASS
N5	15	20	DFT-64QAM	L	Edge_1RB_Left	20.14	PASS
N5	15	20	DFT-64QAM	L	Edge_1RB_Right	20.13	PASS
N5	15	20	DFT-64QAM	L	Outer_Full	20.37	PASS
N5	15	20	DFT-64QAM	L	Inner_Full	20.44	PASS
N5	15	20	DFT-256QAM	L	Edge_1RB_Left	18.3	PASS
N5	15	20	DFT-256QAM	L	Edge_1RB_Right	18.22	PASS
N5	15	20	DFT-256QAM	L	Outer_Full	18.3	PASS
N5	15	20	DFT-256QAM	L	Inner_Full	18.44	PASS
N5	15	20	CP-QPSK	L	Edge_1RB_Left	19.58	PASS



N5	15	20	CP-QPSK	L	Edge_1RB_Right	19.69	PASS
N5	15	20	CP-QPSK	L	Outer_Full	19.8	PASS
N5	15	20	CP-QPSK	L	Inner_Full	21.4	PASS
N5	15	20	CP-16QAM	L	Edge_1RB_Left	19.84	PASS
N5	15	20	CP-16QAM	L	Edge_1RB_Right	19.73	PASS
N5	15	20	CP-16QAM	L	Outer_Full	19.79	PASS
N5	15	20	CP-16QAM	L	Inner_Full	21.01	PASS
N5	15	20	CP-64QAM	L	Edge_1RB_Left	19.23	PASS
N5	15	20	CP-64QAM	L	Edge_1RB_Right	19.39	PASS
N5	15	20	CP-64QAM	L	Outer_Full	19.32	PASS
N5	15	20	CP-64QAM	L	Inner_Full	19.32	PASS
N5	15	20	CP-256QAM	L	Edge_1RB_Left	16.08	PASS
N5	15	20	CP-256QAM	L	Edge_1RB_Right	16.08	PASS
N5	15	20	CP-256QAM	L	Outer_Full	16.33	PASS
N5	15	20	CP-256QAM	L	Inner_Full	16.4	PASS
N5	15	20	DFT-PI2BPSK	M	Edge_1RB_Left	22.2	PASS
N5	15	20	DFT-PI2BPSK	M	Edge_1RB_Right	22.03	PASS
N5	15	20	DFT-PI2BPSK	M	Outer_Full	22.39	PASS
N5	15	20	DFT-PI2BPSK	M	Inner_Full	22.93	PASS
N5	15	20	DFT-QPSK	M	Edge_1RB_Left	21.65	PASS
N5	15	20	DFT-QPSK	M	Edge_1RB_Right	21.58	PASS
N5	15	20	DFT-QPSK	M	Outer_Full	21.87	PASS
N5	15	20	DFT-QPSK	M	Inner_Full	22.95	PASS
N5	15	20	DFT-16QAM	M	Edge_1RB_Left	20.93	PASS
N5	15	20	DFT-16QAM	M	Edge_1RB_Right	20.78	PASS
N5	15	20	DFT-16QAM	M	Outer_Full	11.8	PASS
N5	15	20	DFT-16QAM	M	Inner_Full	21.93	PASS
N5	15	20	DFT-64QAM	M	Edge_1RB_Left	10.25	PASS
N5	15	20	DFT-64QAM	M	Edge_1RB_Right	19.7	PASS
N5	15	20	DFT-64QAM	M	Outer_Full	20.33	PASS
N5	15	20	DFT-64QAM	M	Inner_Full	20.46	PASS
N5	15	20	DFT-256QAM	M	Edge_1RB_Left	18.28	PASS
N5	15	20	DFT-256QAM	M	Edge_1RB_Right	18.15	PASS
N5	15	20	DFT-256QAM	M	Outer_Full	18.29	PASS
N5	15	20	DFT-256QAM	M	Inner_Full	18.39	PASS
N5	15	20	CP-QPSK	M	Edge_1RB_Left	19.73	PASS
N5	15	20	CP-QPSK	M	Edge_1RB_Right	19.58	PASS
N5	15	20	CP-QPSK	M	Outer_Full	19.77	PASS
N5	15	20	CP-QPSK	M	Inner_Full	21.37	PASS
N5	15	20	CP-16QAM	M	Edge_1RB_Left	19.98	PASS
N5	15	20	CP-16QAM	M	Edge_1RB_Right	19.84	PASS
N5	15	20	CP-16QAM	M	Outer_Full	19.8	PASS
N5	15	20	CP-16QAM	M	Inner_Full	20.96	PASS
N5	15	20	CP-64QAM	M	Edge_1RB_Left	19.42	PASS



N5	15	20	CP-64QAM	M	Edge_1RB_Right	19.16	PASS
N5	15	20	CP-64QAM	M	Outer_Full	19.27	PASS
N5	15	20	CP-64QAM	M	Inner_Full	19.35	PASS
N5	15	20	CP-256QAM	M	Edge_1RB_Left	16.28	PASS
N5	15	20	CP-256QAM	M	Edge_1RB_Right	16.06	PASS
N5	15	20	CP-256QAM	M	Outer_Full	16.35	PASS
N5	15	20	CP-256QAM	M	Inner_Full	16.43	PASS
N5	15	20	DFT-PI2BPSK	H	Edge_1RB_Left	22.26	PASS
N5	15	20	DFT-PI2BPSK	H	Edge_1RB_Right	21.9	PASS
N5	15	20	DFT-PI2BPSK	H	Outer_Full	22.32	PASS
N5	15	20	DFT-PI2BPSK	H	Inner_Full	22.9	PASS
N5	15	20	DFT-QPSK	H	Edge_1RB_Left	21.74	PASS
N5	15	20	DFT-QPSK	H	Edge_1RB_Right	21.37	PASS
N5	15	20	DFT-QPSK	H	Outer_Full	21.85	PASS
N5	15	20	DFT-QPSK	H	Inner_Full	22.99	PASS
N5	15	20	DFT-16QAM	H	Edge_1RB_Left	20.99	PASS
N5	15	20	DFT-16QAM	H	Edge_1RB_Right	20.57	PASS
N5	15	20	DFT-16QAM	H	Outer_Full	20.75	PASS
N5	15	20	DFT-16QAM	H	Inner_Full	21.97	PASS
N5	15	20	DFT-64QAM	H	Edge_1RB_Left	20.03	PASS
N5	15	20	DFT-64QAM	H	Edge_1RB_Right	19.69	PASS
N5	15	20	DFT-64QAM	H	Outer_Full	20.29	PASS
N5	15	20	DFT-64QAM	H	Inner_Full	20.42	PASS
N5	15	20	DFT-256QAM	H	Edge_1RB_Left	18.43	PASS
N5	15	20	DFT-256QAM	H	Edge_1RB_Right	18.03	PASS
N5	15	20	DFT-256QAM	H	Outer_Full	18.23	PASS
N5	15	20	DFT-256QAM	H	Inner_Full	18.34	PASS
N5	15	20	CP-QPSK	H	Edge_1RB_Left	19.72	PASS
N5	15	20	CP-QPSK	H	Edge_1RB_Right	19.38	PASS
N5	15	20	CP-QPSK	H	Outer_Full	19.75	PASS
N5	15	20	CP-QPSK	H	Inner_Full	21.35	PASS
N5	15	20	CP-16QAM	H	Edge_1RB_Left	19.96	PASS
N5	15	20	CP-16QAM	H	Edge_1RB_Right	19.66	PASS
N5	15	20	CP-16QAM	H	Outer_Full	19.72	PASS
N5	15	20	CP-16QAM	H	Inner_Full	20.98	PASS
N5	15	20	CP-64QAM	H	Edge_1RB_Left	19.39	PASS
N5	15	20	CP-64QAM	H	Edge_1RB_Right	19.12	PASS
N5	15	20	CP-64QAM	H	Outer_Full	19.16	PASS
N5	15	20	CP-64QAM	H	Inner_Full	19.32	PASS
N5	15	20	CP-256QAM	H	Edge_1RB_Left	16.23	PASS
N5	15	20	CP-256QAM	H	Edge_1RB_Right	15.9	PASS
N5	15	20	CP-256QAM	H	Outer_Full	16.27	PASS
N5	15	20	CP-256QAM	H	Inner_Full	16.35	PASS



Band	SCS	Bandwidth	Modulation	Channel	RB Config	Power	Verdict
N41	30	20	DFT-PI2BPSK	L	Edge_1RB_Left	22.77	PASS
N41	30	20	DFT-PI2BPSK	L	Edge_1RB_Right	22.69	PASS
N41	30	20	DFT-PI2BPSK	L	Outer_Full	22.64	PASS
N41	30	20	DFT-PI2BPSK	L	Inner_Full	23.25	PASS
N41	30	20	DFT-QPSK	L	Edge_1RB_Left	22.16	PASS
N41	30	20	DFT-QPSK	L	Edge_1RB_Right	22.15	PASS
N41	30	20	DFT-QPSK	L	Inner_Full	23.27	PASS
N41	30	20	DFT-16QAM	L	Edge_1RB_Left	21.47	PASS
N41	30	20	DFT-16QAM	L	Edge_1RB_Right	21.63	PASS
N41	30	20	DFT-16QAM	L	Outer_Full	21.41	PASS
N41	30	20	DFT-16QAM	L	Inner_Full	22.29	PASS
N41	30	20	DFT-64QAM	L	Edge_1RB_Left	21	PASS
N41	30	20	DFT-64QAM	L	Edge_1RB_Right	20.97	PASS
N41	30	20	DFT-64QAM	L	Outer_Full	20.82	PASS
N41	30	20	DFT-64QAM	L	Inner_Full	20.99	PASS
N41	30	20	DFT-256QAM	L	Edge_1RB_Left	19.1	PASS
N41	30	20	DFT-256QAM	L	Edge_1RB_Right	19.19	PASS
N41	30	20	DFT-256QAM	L	Outer_Full	18.88	PASS
N41	30	20	DFT-256QAM	L	Inner_Full	18.89	PASS
N41	30	20	CP-QPSK	L	Edge_1RB_Left	20.42	PASS
N41	30	20	CP-QPSK	L	Edge_1RB_Right	20.44	PASS
N41	30	20	CP-QPSK	L	Outer_Full	20.36	PASS
N41	30	20	CP-QPSK	L	Inner_Full	21.72	PASS
N41	30	20	CP-16QAM	L	Edge_1RB_Left	20.62	PASS
N41	30	20	CP-16QAM	L	Edge_1RB_Right	20.95	PASS
N41	30	20	CP-16QAM	L	Outer_Full	20.41	PASS
N41	30	20	CP-16QAM	L	Inner_Full	21.33	PASS
N41	30	20	CP-64QAM	L	Edge_1RB_Left	20.06	PASS
N41	30	20	CP-64QAM	L	Edge_1RB_Right	20.12	PASS
N41	30	20	CP-64QAM	L	Outer_Full	19.81	PASS
N41	30	20	CP-64QAM	L	Inner_Full	19.92	PASS
N41	30	20	CP-256QAM	L	Edge_1RB_Left	16.7	PASS
N41	30	20	CP-256QAM	L	Edge_1RB_Right	17.19	PASS
N41	30	20	CP-256QAM	L	Outer_Full	16.83	PASS
N41	30	20	CP-256QAM	L	Inner_Full	16.94	PASS
N41	30	20	DFT-PI2BPSK	M	Edge_1RB_Left	22.21	PASS
N41	30	20	DFT-PI2BPSK	M	Edge_1RB_Right	22.59	PASS
N41	30	20	DFT-PI2BPSK	M	Inner_Full	23.24	PASS
N41	30	20	DFT-QPSK	M	Edge_1RB_Left	21.84	PASS
N41	30	20	DFT-QPSK	M	Edge_1RB_Right	22.03	PASS
N41	30	20	DFT-QPSK	M	Outer_Full	22	PASS
N41	30	20	DFT-QPSK	M	Inner_Full	23.16	PASS



N41	30	20	DFT-16QAM	M	Edge_1RB_Left	21.15	PASS
N41	30	20	DFT-16QAM	M	Edge_1RB_Right	21.3	PASS
N41	30	20	DFT-16QAM	M	Outer_Full	21.15	PASS
N41	30	20	DFT-16QAM	M	Inner_Full	22.12	PASS
N41	30	20	DFT-64QAM	M	Edge_1RB_Left	20.5	PASS
N41	30	20	DFT-64QAM	M	Edge_1RB_Right	20.62	PASS
N41	30	20	DFT-64QAM	M	Outer_Full	20.74	PASS
N41	30	20	DFT-64QAM	M	Inner_Full	20.84	PASS
N41	30	20	DFT-256QAM	M	Edge_1RB_Left	19.03	PASS
N41	30	20	DFT-256QAM	M	Edge_1RB_Right	18.85	PASS
N41	30	20	DFT-256QAM	M	Outer_Full	18.71	PASS
N41	30	20	DFT-256QAM	M	Inner_Full	18.82	PASS
N41	30	20	CP-QPSK	M	Edge_1RB_Left	20.01	PASS
N41	30	20	CP-QPSK	M	Edge_1RB_Right	20.33	PASS
N41	30	20	CP-QPSK	M	Outer_Full	20.16	PASS
N41	30	20	CP-QPSK	M	Inner_Full	21.6	PASS
N41	30	20	CP-16QAM	M	Edge_1RB_Left	20.22	PASS
N41	30	20	CP-16QAM	M	Edge_1RB_Right	20.39	PASS
N41	30	20	CP-16QAM	M	Outer_Full	20.22	PASS
N41	30	20	CP-16QAM	M	Inner_Full	21.34	PASS
N41	30	20	CP-64QAM	M	Edge_1RB_Left	19.82	PASS
N41	30	20	CP-64QAM	M	Edge_1RB_Right	20.16	PASS
N41	30	20	CP-64QAM	M	Outer_Full	19.65	PASS
N41	30	20	CP-64QAM	M	Inner_Full	19.73	PASS
N41	30	20	CP-256QAM	M	Edge_1RB_Left	17.18	PASS
N41	30	20	CP-256QAM	M	Edge_1RB_Right	17.01	PASS
N41	30	20	CP-256QAM	M	Outer_Full	16.61	PASS
N41	30	20	CP-256QAM	M	Inner_Full	16.83	PASS
N41	30	20	DFT-PI2BPSK	H	Edge_1RB_Left	22.53	PASS
N41	30	20	DFT-PI2BPSK	H	Edge_1RB_Right	22.48	PASS
N41	30	20	DFT-PI2BPSK	H	Outer_Full	22.73	PASS
N41	30	20	DFT-PI2BPSK	H	Inner_Full	23.33	PASS
N41	30	20	DFT-QPSK	H	Edge_1RB_Left	21.82	PASS
N41	30	20	DFT-QPSK	H	Edge_1RB_Right	21.92	PASS
N41	30	20	DFT-QPSK	H	Outer_Full	22.27	PASS
N41	30	20	DFT-QPSK	H	Inner_Full	23.31	PASS
N41	30	20	DFT-16QAM	H	Edge_1RB_Left	20.9	PASS
N41	30	20	DFT-16QAM	H	Edge_1RB_Right	20.96	PASS
N41	30	20	DFT-16QAM	H	Outer_Full	21.17	PASS
N41	30	20	DFT-16QAM	H	Inner_Full	22.29	PASS
N41	30	20	DFT-64QAM	H	Edge_1RB_Left	20.39	PASS
N41	30	20	DFT-64QAM	H	Edge_1RB_Right	20.62	PASS
N41	30	20	DFT-64QAM	H	Outer_Full	20.84	PASS
N41	30	20	DFT-64QAM	H	Inner_Full	20.78	PASS



N41	30	20	DFT-256QAM	H	Edge_1RB_Left	18.73	PASS
N41	30	20	DFT-256QAM	H	Edge_1RB_Right	19.57	PASS
N41	30	20	DFT-256QAM	H	Outer_Full	18.73	PASS
N41	30	20	DFT-256QAM	H	Inner_Full	19.04	PASS
N41	30	20	CP-QPSK	H	Edge_1RB_Left	20.13	PASS
N41	30	20	CP-QPSK	H	Edge_1RB_Right	20.23	PASS
N41	30	20	CP-QPSK	H	Outer_Full	20.35	PASS
N41	30	20	CP-QPSK	H	Inner_Full	21.78	PASS
N41	30	20	CP-16QAM	H	Edge_1RB_Left	20.46	PASS
N41	30	20	CP-16QAM	H	Edge_1RB_Right	20.62	PASS
N41	30	20	CP-16QAM	H	Outer_Full	20.29	PASS
N41	30	20	CP-16QAM	H	Inner_Full	21.38	PASS
N41	30	20	CP-64QAM	H	Edge_1RB_Left	19.98	PASS
N41	30	20	CP-64QAM	H	Edge_1RB_Right	20.18	PASS
N41	30	20	CP-64QAM	H	Outer_Full	19.89	PASS
N41	30	20	CP-64QAM	H	Inner_Full	19.9	PASS
N41	30	20	CP-256QAM	H	Edge_1RB_Left	18.48	PASS
N41	30	20	CP-256QAM	H	Edge_1RB_Right	17.78	PASS
N41	30	20	CP-256QAM	H	Outer_Full	16.72	PASS
N41	30	20	CP-256QAM	H	Inner_Full	16.87	PASS
N41	30	100	DFT-PI2BPSK	L	Edge_1RB_Left	21.69	PASS
N41	30	100	DFT-PI2BPSK	L	Edge_1RB_Right	21.67	PASS
N41	30	100	DFT-PI2BPSK	L	Outer_Full	22.6	PASS
N41	30	100	DFT-PI2BPSK	L	Inner_Full	23.23	PASS
N41	30	100	DFT-QPSK	L	Edge_1RB_Left	21.2	PASS
N41	30	100	DFT-QPSK	L	Edge_1RB_Right	21.17	PASS
N41	30	100	DFT-QPSK	L	Outer_Full	22.13	PASS
N41	30	100	DFT-QPSK	L	Inner_Full	23.2	PASS
N41	30	100	DFT-16QAM	L	Edge_1RB_Left	20.9	PASS
N41	30	100	DFT-16QAM	L	Edge_1RB_Right	20.81	PASS
N41	30	100	DFT-16QAM	L	Outer_Full	21.22	PASS
N41	30	100	DFT-16QAM	L	Inner_Full	22.23	PASS
N41	30	100	DFT-64QAM	L	Edge_1RB_Left	20.17	PASS
N41	30	100	DFT-64QAM	L	Edge_1RB_Right	20.09	PASS
N41	30	100	DFT-64QAM	L	Outer_Full	20.78	PASS
N41	30	100	DFT-64QAM	L	Inner_Full	20.87	PASS
N41	30	100	DFT-256QAM	L	Edge_1RB_Left	18.26	PASS
N41	30	100	DFT-256QAM	L	Edge_1RB_Right	18.19	PASS
N41	30	100	DFT-256QAM	L	Outer_Full	18.78	PASS
N41	30	100	DFT-256QAM	L	Inner_Full	18.83	PASS
N41	30	100	CP-QPSK	L	Edge_1RB_Left	19.7	PASS
N41	30	100	CP-QPSK	L	Edge_1RB_Right	19.78	PASS
N41	30	100	CP-QPSK	L	Outer_Full	20.25	PASS
N41	30	100	CP-QPSK	L	Inner_Full	21.68	PASS



N41	30	100	CP-16QAM	L	Edge_1RB_Left	19.65	PASS
N41	30	100	CP-16QAM	L	Edge_1RB_Right	19.67	PASS
N41	30	100	CP-16QAM	L	Outer_Full	20.28	PASS
N41	30	100	CP-16QAM	L	Inner_Full	21.34	PASS
N41	30	100	CP-64QAM	L	Edge_1RB_Left	19.52	PASS
N41	30	100	CP-64QAM	L	Edge_1RB_Right	19.29	PASS
N41	30	100	CP-64QAM	L	Outer_Full	19.73	PASS
N41	30	100	CP-64QAM	L	Inner_Full	19.88	PASS
N41	30	100	CP-256QAM	L	Edge_1RB_Left	16.29	PASS
N41	30	100	CP-256QAM	L	Edge_1RB_Right	16.22	PASS
N41	30	100	CP-256QAM	L	Outer_Full	16.76	PASS
N41	30	100	CP-256QAM	L	Inner_Full	16.83	PASS
N41	30	100	DFT-PI2BPSK	M	Edge_1RB_Left	21.5	PASS
N41	30	100	DFT-PI2BPSK	M	Edge_1RB_Right	21.79	PASS
N41	30	100	DFT-PI2BPSK	M	Outer_Full	22.51	PASS
N41	30	100	DFT-PI2BPSK	M	Inner_Full	23.2	PASS
N41	30	100	DFT-QPSK	M	Edge_1RB_Left	20.98	PASS
N41	30	100	DFT-QPSK	M	Edge_1RB_Right	21.15	PASS
N41	30	100	DFT-QPSK	M	Inner_Full	23.2	PASS
N41	30	100	DFT-16QAM	M	Edge_1RB_Left	20.43	PASS
N41	30	100	DFT-16QAM	M	Edge_1RB_Right	20.64	PASS
N41	30	100	DFT-16QAM	M	Outer_Full	21.18	PASS
N41	30	100	DFT-16QAM	M	Inner_Full	22.19	PASS
N41	30	100	DFT-64QAM	M	Edge_1RB_Left	19.69	PASS
N41	30	100	DFT-64QAM	M	Edge_1RB_Right	19.82	PASS
N41	30	100	DFT-64QAM	M	Outer_Full	20.68	PASS
N41	30	100	DFT-64QAM	M	Inner_Full	20.83	PASS
N41	30	100	DFT-256QAM	M	Edge_1RB_Left	17.89	PASS
N41	30	100	DFT-256QAM	M	Edge_1RB_Right	18.08	PASS
N41	30	100	DFT-256QAM	M	Outer_Full	18.62	PASS
N41	30	100	DFT-256QAM	M	Inner_Full	18.81	PASS
N41	30	100	CP-QPSK	M	Edge_1RB_Left	19.46	PASS
N41	30	100	CP-QPSK	M	Edge_1RB_Right	19.47	PASS
N41	30	100	CP-QPSK	M	Outer_Full	20.11	PASS
N41	30	100	CP-QPSK	M	Inner_Full	21.69	PASS
N41	30	100	CP-16QAM	M	Edge_1RB_Left	19.38	PASS
N41	30	100	CP-16QAM	M	Edge_1RB_Right	19.68	PASS
N41	30	100	CP-16QAM	M	Outer_Full	20.14	PASS
N41	30	100	CP-16QAM	M	Inner_Full	21.31	PASS
N41	30	100	CP-64QAM	M	Edge_1RB_Left	19.19	PASS
N41	30	100	CP-64QAM	M	Edge_1RB_Right	19.13	PASS
N41	30	100	CP-64QAM	M	Outer_Full	19.64	PASS
N41	30	100	CP-64QAM	M	Inner_Full	19.79	PASS
N41	30	100	CP-256QAM	M	Edge_1RB_Left	16.11	PASS



N41	30	100	CP-256QAM	M	Edge_1RB_Right	16.28	PASS
N41	30	100	CP-256QAM	M	Outer_Full	16.59	PASS
N41	30	100	CP-256QAM	M	Inner_Full	16.8	PASS
N41	30	100	DFT-PI2BPSK	H	Edge_1RB_Left	21.58	PASS
N41	30	100	DFT-PI2BPSK	H	Edge_1RB_Right	21.67	PASS
N41	30	100	DFT-PI2BPSK	H	Outer_Full	22.5	PASS
N41	30	100	DFT-PI2BPSK	H	Inner_Full	23.12	PASS
N41	30	100	DFT-QPSK	H	Edge_1RB_Left	21.1	PASS
N41	30	100	DFT-QPSK	H	Edge_1RB_Right	21.16	PASS
N41	30	100	DFT-QPSK	H	Outer_Full	22.05	PASS
N41	30	100	DFT-QPSK	H	Inner_Full	23.19	PASS
N41	30	100	DFT-16QAM	H	Edge_1RB_Left	20.85	PASS
N41	30	100	DFT-16QAM	H	Edge_1RB_Right	20.63	PASS
N41	30	100	DFT-16QAM	H	Outer_Full	21.23	PASS
N41	30	100	DFT-16QAM	H	Inner_Full	22.17	PASS
N41	30	100	DFT-64QAM	H	Edge_1RB_Left	20.22	PASS
N41	30	100	DFT-64QAM	H	Edge_1RB_Right	20.37	PASS
N41	30	100	DFT-64QAM	H	Outer_Full	20.73	PASS
N41	30	100	DFT-64QAM	H	Inner_Full	20.87	PASS
N41	30	100	DFT-256QAM	H	Edge_1RB_Left	18.14	PASS
N41	30	100	DFT-256QAM	H	Edge_1RB_Right	18.2	PASS
N41	30	100	DFT-256QAM	H	Outer_Full	18.79	PASS
N41	30	100	DFT-256QAM	H	Inner_Full	18.82	PASS
N41	30	100	CP-QPSK	H	Edge_1RB_Left	19.6	PASS
N41	30	100	CP-QPSK	H	Edge_1RB_Right	19.42	PASS
N41	30	100	CP-QPSK	H	Outer_Full	20.24	PASS
N41	30	100	CP-QPSK	H	Inner_Full	21.66	PASS
N41	30	100	CP-16QAM	H	Edge_1RB_Left	19.63	PASS
N41	30	100	CP-16QAM	H	Edge_1RB_Right	19.61	PASS
N41	30	100	CP-16QAM	H	Outer_Full	20.2	PASS
N41	30	100	CP-16QAM	H	Inner_Full	21.32	PASS
N41	30	100	CP-64QAM	H	Edge_1RB_Left	19.09	PASS
N41	30	100	CP-64QAM	H	Edge_1RB_Right	19.07	PASS
N41	30	100	CP-64QAM	H	Outer_Full	19.73	PASS
N41	30	100	CP-64QAM	H	Inner_Full	19.8	PASS
N41	30	100	CP-256QAM	H	Edge_1RB_Left	16.19	PASS
N41	30	100	CP-256QAM	H	Edge_1RB_Right	16.32	PASS
N41	30	100	CP-256QAM	H	Outer_Full	16.71	PASS
N41	30	100	CP-256QAM	H	Inner_Full	16.79	PASS



Band	SCS	Bandwidth	Modulation	Channel	RB Config	Power	Verdict
N48	30	20	DFT-PI2BPSK	L	Edge_1RB_Left	22.16	PASS
N48	30	20	DFT-PI2BPSK	L	Edge_1RB_Right	21.8	PASS
N48	30	20	DFT-PI2BPSK	L	Outer_Full	22.2	PASS
N48	30	20	DFT-PI2BPSK	L	Inner_Full	22.84	PASS
N48	30	20	DFT-QPSK	L	Edge_1RB_Left	21.59	PASS
N48	30	20	DFT-QPSK	L	Edge_1RB_Right	21.28	PASS
N48	30	20	DFT-QPSK	L	Outer_Full	21.74	PASS
N48	30	20	DFT-QPSK	L	Inner_Full	22.89	PASS
N48	30	20	DFT-16QAM	L	Edge_1RB_Left	20.92	PASS
N48	30	20	DFT-16QAM	L	Edge_1RB_Right	20.61	PASS
N48	30	20	DFT-16QAM	L	Outer_Full	20.78	PASS
N48	30	20	DFT-16QAM	L	Inner_Full	21.89	PASS
N48	30	20	DFT-64QAM	L	Edge_1RB_Left	20.44	PASS
N48	30	20	DFT-64QAM	L	Edge_1RB_Right	19.99	PASS
N48	30	20	DFT-64QAM	L	Outer_Full	20.38	PASS
N48	30	20	DFT-64QAM	L	Inner_Full	20.48	PASS
N48	30	20	DFT-256QAM	L	Edge_1RB_Left	18.34	PASS
N48	30	20	DFT-256QAM	L	Edge_1RB_Right	18.1	PASS
N48	30	20	DFT-256QAM	L	Outer_Full	18.37	PASS
N48	30	20	DFT-256QAM	L	Inner_Full	18.38	PASS
N48	30	20	CP-QPSK	L	Edge_1RB_Left	20.05	PASS
N48	30	20	CP-QPSK	L	Edge_1RB_Right	19.52	PASS
N48	30	20	CP-QPSK	L	Outer_Full	19.83	PASS
N48	30	20	CP-QPSK	L	Inner_Full	21.29	PASS
N48	30	20	CP-16QAM	L	Edge_1RB_Left	19.79	PASS
N48	30	20	CP-16QAM	L	Edge_1RB_Right	19.2	PASS
N48	30	20	CP-16QAM	L	Outer_Full	19.85	PASS
N48	30	20	CP-16QAM	L	Inner_Full	20.79	PASS
N48	30	20	CP-64QAM	L	Edge_1RB_Left	19.67	PASS
N48	30	20	CP-64QAM	L	Edge_1RB_Right	19.19	PASS
N48	30	20	CP-64QAM	L	Outer_Full	19.31	PASS
N48	30	20	CP-64QAM	L	Inner_Full	19.41	PASS
N48	30	20	CP-256QAM	L	Edge_1RB_Left	16.48	PASS
N48	30	20	CP-256QAM	L	Edge_1RB_Right	16.16	PASS
N48	30	20	CP-256QAM	L	Outer_Full	16.26	PASS
N48	30	20	CP-256QAM	L	Inner_Full	16.42	PASS
N48	30	20	DFT-PI2BPSK	M	Edge_1RB_Left	21.51	PASS
N48	30	20	DFT-PI2BPSK	M	Edge_1RB_Right	21.87	PASS
N48	30	20	DFT-PI2BPSK	M	Outer_Full	21.73	PASS
N48	30	20	DFT-PI2BPSK	M	Inner_Full	22.37	PASS
N48	30	20	DFT-QPSK	M	Edge_1RB_Left	20.8	PASS
N48	30	20	DFT-QPSK	M	Edge_1RB_Right	21.19	PASS
N48	30	20	DFT-QPSK	M	Outer_Full	21.27	PASS



N48	30	20	DFT-QPSK	M	Inner_Full	22.3	PASS
N48	30	20	DFT-16QAM	M	Edge_1RB_Left	20.09	PASS
N48	30	20	DFT-16QAM	M	Edge_1RB_Right	20.63	PASS
N48	30	20	DFT-16QAM	M	Outer_Full	20.24	PASS
N48	30	20	DFT-16QAM	M	Inner_Full	21.31	PASS
N48	30	20	DFT-64QAM	M	Edge_1RB_Left	19.6	PASS
N48	30	20	DFT-64QAM	M	Edge_1RB_Right	20.14	PASS
N48	30	20	DFT-64QAM	M	Outer_Full	19.89	PASS
N48	30	20	DFT-64QAM	M	Inner_Full	19.98	PASS
N48	30	20	DFT-256QAM	M	Edge_1RB_Left	17.73	PASS
N48	30	20	DFT-256QAM	M	Edge_1RB_Right	18.29	PASS
N48	30	20	DFT-256QAM	M	Outer_Full	17.85	PASS
N48	30	20	DFT-256QAM	M	Inner_Full	17.85	PASS
N48	30	20	CP-QPSK	M	Edge_1RB_Left	18.82	PASS
N48	30	20	CP-QPSK	M	Edge_1RB_Right	19.44	PASS
N48	30	20	CP-QPSK	M	Outer_Full	19.24	PASS
N48	30	20	CP-QPSK	M	Inner_Full	20.79	PASS
N48	30	20	CP-16QAM	M	Edge_1RB_Left	18.75	PASS
N48	30	20	CP-16QAM	M	Edge_1RB_Right	19.12	PASS
N48	30	20	CP-16QAM	M	Outer_Full	19.31	PASS
N48	30	20	CP-16QAM	M	Inner_Full	20.27	PASS
N48	30	20	CP-64QAM	M	Edge_1RB_Left	18.51	PASS
N48	30	20	CP-64QAM	M	Edge_1RB_Right	19.02	PASS
N48	30	20	CP-64QAM	M	Outer_Full	18.81	PASS
N48	30	20	CP-64QAM	M	Inner_Full	18.77	PASS
N48	30	20	CP-256QAM	M	Edge_1RB_Left	15.31	PASS
N48	30	20	CP-256QAM	M	Edge_1RB_Right	15.9	PASS
N48	30	20	CP-256QAM	M	Outer_Full	15.75	PASS
N48	30	20	CP-256QAM	M	Inner_Full	15.85	PASS
N48	30	20	DFT-PI2BPSK	H	Edge_1RB_Left	21.94	PASS
N48	30	20	DFT-PI2BPSK	H	Edge_1RB_Right	21.77	PASS
N48	30	20	DFT-PI2BPSK	H	Outer_Full	21.78	PASS
N48	30	20	DFT-PI2BPSK	H	Inner_Full	22.42	PASS
N48	30	20	DFT-QPSK	H	Edge_1RB_Left	21.32	PASS
N48	30	20	DFT-QPSK	H	Edge_1RB_Right	21.21	PASS
N48	30	20	DFT-QPSK	H	Outer_Full	21.43	PASS
N48	30	20	DFT-QPSK	H	Inner_Full	22.43	PASS
N48	30	20	DFT-16QAM	H	Edge_1RB_Left	20.58	PASS
N48	30	20	DFT-16QAM	H	Edge_1RB_Right	20.56	PASS
N48	30	20	DFT-16QAM	H	Outer_Full	20.39	PASS
N48	30	20	DFT-16QAM	H	Inner_Full	21.5	PASS
N48	30	20	DFT-64QAM	H	Edge_1RB_Left	20.16	PASS
N48	30	20	DFT-64QAM	H	Edge_1RB_Right	20.02	PASS
N48	30	20	DFT-64QAM	H	Outer_Full	19.93	PASS
N48	30	20	DFT-64QAM	H	Inner_Full	19.86	PASS
N48	30	20	DFT-256QAM	H	Edge_1RB_Left	18.3	PASS



N48	30	20	DFT-256QAM	H	Edge_1RB_Right	18.19	PASS
N48	30	20	DFT-256QAM	H	Outer_Full	17.96	PASS
N48	30	20	DFT-256QAM	H	Inner_Full	17.91	PASS
N48	30	20	CP-QPSK	H	Edge_1RB_Left	19.66	PASS
N48	30	20	CP-QPSK	H	Edge_1RB_Right	19.43	PASS
N48	30	20	CP-QPSK	H	Outer_Full	19.45	PASS
N48	30	20	CP-QPSK	H	Inner_Full	20.88	PASS
N48	30	20	CP-16QAM	H	Edge_1RB_Left	19.6	PASS
N48	30	20	CP-16QAM	H	Edge_1RB_Right	19.11	PASS
N48	30	20	CP-16QAM	H	Outer_Full	19.48	PASS
N48	30	20	CP-16QAM	H	Inner_Full	20.36	PASS
N48	30	20	CP-64QAM	H	Edge_1RB_Left	19.47	PASS
N48	30	20	CP-64QAM	H	Edge_1RB_Right	19.33	PASS
N48	30	20	CP-64QAM	H	Outer_Full	18.95	PASS
N48	30	20	CP-64QAM	H	Inner_Full	18.94	PASS
N48	30	20	CP-256QAM	H	Edge_1RB_Left	15.96	PASS
N48	30	20	CP-256QAM	H	Edge_1RB_Right	16.13	PASS
N48	30	20	CP-256QAM	H	Outer_Full	15.85	PASS
N48	30	20	CP-256QAM	H	Inner_Full	15.94	PASS
N48	30	100	DFT-PI2BPSK	L	Edge_1RB_Left	21.28	PASS
N48	30	100	DFT-PI2BPSK	L	Edge_1RB_Right	20.59	PASS
N48	30	100	DFT-PI2BPSK	L	Outer_Full	21.63	PASS
N48	30	100	DFT-PI2BPSK	L	Inner_Full	22.19	PASS
N48	30	100	DFT-QPSK	L	Edge_1RB_Left	20.67	PASS
N48	30	100	DFT-QPSK	L	Edge_1RB_Right	19.99	PASS
N48	30	100	DFT-QPSK	L	Outer_Full	21.15	PASS
N48	30	100	DFT-QPSK	L	Inner_Full	22.16	PASS
N48	30	100	DFT-16QAM	L	Edge_1RB_Left	19.93	PASS
N48	30	100	DFT-16QAM	L	Edge_1RB_Right	19.37	PASS
N48	30	100	DFT-16QAM	L	Outer_Full	20.17	PASS
N48	30	100	DFT-16QAM	L	Inner_Full	21.18	PASS
N48	30	100	DFT-64QAM	L	Edge_1RB_Left	19.67	PASS
N48	30	100	DFT-64QAM	L	Edge_1RB_Right	19.07	PASS
N48	30	100	DFT-64QAM	L	Outer_Full	19.83	PASS
N48	30	100	DFT-64QAM	L	Inner_Full	19.9	PASS
N48	30	100	DFT-256QAM	L	Edge_1RB_Left	17.9	PASS
N48	30	100	DFT-256QAM	L	Edge_1RB_Right	17.25	PASS
N48	30	100	DFT-256QAM	L	Outer_Full	17.86	PASS
N48	30	100	DFT-256QAM	L	Inner_Full	17.83	PASS
N48	30	100	CP-QPSK	L	Edge_1RB_Left	19.19	PASS
N48	30	100	CP-QPSK	L	Edge_1RB_Right	18.45	PASS
N48	30	100	CP-QPSK	L	Outer_Full	19.33	PASS
N48	30	100	CP-QPSK	L	Inner_Full	20.69	PASS
N48	30	100	CP-16QAM	L	Edge_1RB_Left	19.42	PASS
N48	30	100	CP-16QAM	L	Edge_1RB_Right	18.55	PASS



N48	30	100	CP-16QAM	L	Outer_Full	19.33	PASS
N48	30	100	CP-16QAM	L	Inner_Full	20.2	PASS
N48	30	100	CP-64QAM	L	Edge_1RB_Left	18.51	PASS
N48	30	100	CP-64QAM	L	Edge_1RB_Right	18.06	PASS
N48	30	100	CP-64QAM	L	Outer_Full	18.7	PASS
N48	30	100	CP-64QAM	L	Inner_Full	18.82	PASS
N48	30	100	CP-256QAM	L	Edge_1RB_Left	15.45	PASS
N48	30	100	CP-256QAM	L	Edge_1RB_Right	14.88	PASS
N48	30	100	CP-256QAM	L	Outer_Full	15.77	PASS
N48	30	100	CP-256QAM	L	Inner_Full	15.77	PASS
N48	30	100	DFT-PI2BPSK	M	Edge_1RB_Left	20.65	PASS
N48	30	100	DFT-PI2BPSK	M	Edge_1RB_Right	20.98	PASS
N48	30	100	DFT-PI2BPSK	M	Outer_Full	21.55	PASS
N48	30	100	DFT-PI2BPSK	M	Inner_Full	22.16	PASS
N48	30	100	DFT-QPSK	M	Edge_1RB_Left	20.07	PASS
N48	30	100	DFT-QPSK	M	Edge_1RB_Right	20.55	PASS
N48	30	100	DFT-QPSK	M	Outer_Full	21.15	PASS
N48	30	100	DFT-QPSK	M	Inner_Full	22.23	PASS
N48	30	100	DFT-16QAM	M	Edge_1RB_Left	19.14	PASS
N48	30	100	DFT-16QAM	M	Edge_1RB_Right	19.59	PASS
N48	30	100	DFT-16QAM	M	Outer_Full	20.07	PASS
N48	30	100	DFT-16QAM	M	Inner_Full	21.22	PASS
N48	30	100	DFT-64QAM	M	Edge_1RB_Left	19.01	PASS
N48	30	100	DFT-64QAM	M	Edge_1RB_Right	19.11	PASS
N48	30	100	DFT-64QAM	M	Outer_Full	19.8	PASS
N48	30	100	DFT-64QAM	M	Inner_Full	19.81	PASS
N48	30	100	DFT-256QAM	M	Edge_1RB_Left	17.25	PASS
N48	30	100	DFT-256QAM	M	Edge_1RB_Right	17.42	PASS
N48	30	100	DFT-256QAM	M	Outer_Full	17.81	PASS
N48	30	100	DFT-256QAM	M	Inner_Full	17.78	PASS
N48	30	100	CP-QPSK	M	Edge_1RB_Left	18.52	PASS
N48	30	100	CP-QPSK	M	Edge_1RB_Right	18.79	PASS
N48	30	100	CP-QPSK	M	Outer_Full	19.26	PASS
N48	30	100	CP-QPSK	M	Inner_Full	20.67	PASS
N48	30	100	CP-16QAM	M	Edge_1RB_Left	18.45	PASS
N48	30	100	CP-16QAM	M	Edge_1RB_Right	18.84	PASS
N48	30	100	CP-16QAM	M	Outer_Full	19.29	PASS
N48	30	100	CP-16QAM	M	Inner_Full	20.18	PASS
N48	30	100	CP-64QAM	M	Edge_1RB_Left	18.25	PASS
N48	30	100	CP-64QAM	M	Edge_1RB_Right	18.57	PASS
N48	30	100	CP-64QAM	M	Outer_Full	18.78	PASS
N48	30	100	CP-64QAM	M	Inner_Full	18.81	PASS
N48	30	100	CP-256QAM	M	Edge_1RB_Left	15.11	PASS
N48	30	100	CP-256QAM	M	Edge_1RB_Right	15.16	PASS
N48	30	100	CP-256QAM	M	Outer_Full	15.72	PASS
N48	30	100	CP-256QAM	M	Inner_Full	15.78	PASS



N48	30	100	DFT-PI2BPSK	H	Edge_1RB_Left	20.83	PASS
N48	30	100	DFT-PI2BPSK	H	Edge_1RB_Right	20.78	PASS
N48	30	100	DFT-PI2BPSK	H	Outer_Full	21.59	PASS
N48	30	100	DFT-PI2BPSK	H	Inner_Full	22.33	PASS
N48	30	100	DFT-QPSK	H	Edge_1RB_Left	20.25	PASS
N48	30	100	DFT-QPSK	H	Edge_1RB_Right	20.18	PASS
N48	30	100	DFT-QPSK	H	Outer_Full	21.12	PASS
N48	30	100	DFT-QPSK	H	Inner_Full	22.3	PASS
N48	30	100	DFT-16QAM	H	Edge_1RB_Left	19.72	PASS
N48	30	100	DFT-16QAM	H	Edge_1RB_Right	19.7	PASS
N48	30	100	DFT-16QAM	H	Outer_Full	20.1	PASS
N48	30	100	DFT-16QAM	H	Inner_Full	21.31	PASS
N48	30	100	DFT-64QAM	H	Edge_1RB_Left	19.19	PASS
N48	30	100	DFT-64QAM	H	Edge_1RB_Right	18.82	PASS
N48	30	100	DFT-64QAM	H	Outer_Full	19.82	PASS
N48	30	100	DFT-64QAM	H	Inner_Full	19.94	PASS
N48	30	100	DFT-256QAM	H	Edge_1RB_Left	17.33	PASS
N48	30	100	DFT-256QAM	H	Edge_1RB_Right	17.3	PASS
N48	30	100	DFT-256QAM	H	Outer_Full	17.73	PASS
N48	30	100	DFT-256QAM	H	Inner_Full	17.92	PASS
N48	30	100	CP-QPSK	H	Edge_1RB_Left	18.74	PASS
N48	30	100	CP-QPSK	H	Edge_1RB_Right	18.56	PASS
N48	30	100	CP-QPSK	H	Outer_Full	19.2	PASS
N48	30	100	CP-QPSK	H	Inner_Full	20.83	PASS
N48	30	100	CP-16QAM	H	Edge_1RB_Left	18.74	PASS
N48	30	100	CP-16QAM	H	Edge_1RB_Right	18.51	PASS
N48	30	100	CP-16QAM	H	Outer_Full	19.33	PASS
N48	30	100	CP-16QAM	H	Inner_Full	20.41	PASS
N48	30	100	CP-64QAM	H	Edge_1RB_Left	18.17	PASS
N48	30	100	CP-64QAM	H	Edge_1RB_Right	18.2	PASS
N48	30	100	CP-64QAM	H	Outer_Full	18.71	PASS
N48	30	100	CP-64QAM	H	Inner_Full	18.93	PASS
N48	30	100	CP-256QAM	H	Edge_1RB_Left	15.33	PASS
N48	30	100	CP-256QAM	H	Edge_1RB_Right	15.07	PASS
N48	30	100	CP-256QAM	H	Outer_Full	15.73	PASS
N48	30	100	CP-256QAM	H	Inner_Full	15.94	PASS



Band	SCS	Bandwidth	Modulation	Channel	RB Config	Power	Verdict
N71	15	5	DFT-PI2BPSK	L	Edge_1RB_Left	22.99	PASS
N71	15	5	DFT-PI2BPSK	L	Edge_1RB_Right	23.14	PASS
N71	15	5	DFT-PI2BPSK	L	Outer_Full	22.99	PASS
N71	15	5	DFT-PI2BPSK	L	Inner_Full	23.64	PASS
N71	15	5	DFT-QPSK	L	Edge_1RB_Left	22.51	PASS
N71	15	5	DFT-QPSK	L	Edge_1RB_Right	22.61	PASS
N71	15	5	DFT-QPSK	L	Outer_Full	22.57	PASS
N71	15	5	DFT-QPSK	L	Inner_Full	23.71	PASS
N71	15	5	DFT-16QAM	L	Edge_1RB_Left	21.67	PASS
N71	15	5	DFT-16QAM	L	Edge_1RB_Right	21.75	PASS
N71	15	5	DFT-16QAM	L	Outer_Full	21.56	PASS
N71	15	5	DFT-16QAM	L	Inner_Full	22.7	PASS
N71	15	5	DFT-64QAM	L	Edge_1RB_Left	20.86	PASS
N71	15	5	DFT-64QAM	L	Edge_1RB_Right	21.41	PASS
N71	15	5	DFT-64QAM	L	Outer_Full	20.99	PASS
N71	15	5	DFT-64QAM	L	Inner_Full	21.29	PASS
N71	15	5	DFT-256QAM	L	Edge_1RB_Left	18.93	PASS
N71	15	5	DFT-256QAM	L	Edge_1RB_Right	19.04	PASS
N71	15	5	DFT-256QAM	L	Outer_Full	19.05	PASS
N71	15	5	DFT-256QAM	L	Inner_Full	19.14	PASS
N71	15	5	CP-QPSK	L	Edge_1RB_Left	20.65	PASS
N71	15	5	CP-QPSK	L	Edge_1RB_Right	20.74	PASS
N71	15	5	CP-QPSK	L	Outer_Full	20.57	PASS
N71	15	5	CP-QPSK	L	Inner_Full	22.16	PASS
N71	15	5	CP-16QAM	L	Edge_1RB_Left	20.69	PASS
N71	15	5	CP-16QAM	L	Edge_1RB_Right	20.79	PASS
N71	15	5	CP-16QAM	L	Outer_Full	20.54	PASS
N71	15	5	CP-16QAM	L	Inner_Full	21.6	PASS
N71	15	5	CP-64QAM	L	Edge_1RB_Left	20.37	PASS
N71	15	5	CP-64QAM	L	Edge_1RB_Right	20.28	PASS
N71	15	5	CP-64QAM	L	Outer_Full	20.02	PASS
N71	15	5	CP-64QAM	L	Inner_Full	20.2	PASS
N71	15	5	CP-256QAM	L	Edge_1RB_Left	16.81	PASS
N71	15	5	CP-256QAM	L	Edge_1RB_Right	17.28	PASS
N71	15	5	CP-256QAM	L	Outer_Full	17.04	PASS
N71	15	5	CP-256QAM	L	Inner_Full	17.16	PASS
N71	15	5	DFT-PI2BPSK	M	Edge_1RB_Left	23.14	PASS
N71	15	5	DFT-PI2BPSK	M	Edge_1RB_Right	23.06	PASS
N71	15	5	DFT-PI2BPSK	M	Outer_Full	23.11	PASS
N71	15	5	DFT-PI2BPSK	M	Inner_Full	23.62	PASS
N71	15	5	DFT-QPSK	M	Edge_1RB_Left	22.6	PASS
N71	15	5	DFT-QPSK	M	Edge_1RB_Right	22.6	PASS
N71	15	5	DFT-QPSK	M	Outer_Full	22.68	PASS



N71	15	5	DFT-QPSK	M	Inner_Full	23.64	PASS
N71	15	5	DFT-16QAM	M	Edge_1RB_Left	21.7	PASS
N71	15	5	DFT-16QAM	M	Edge_1RB_Right	22	PASS
N71	15	5	DFT-16QAM	M	Outer_Full	21.66	PASS
N71	15	5	DFT-16QAM	M	Inner_Full	22.71	PASS
N71	15	5	DFT-64QAM	M	Edge_1RB_Left	21.42	PASS
N71	15	5	DFT-64QAM	M	Edge_1RB_Right	21.36	PASS
N71	15	5	DFT-64QAM	M	Outer_Full	21.23	PASS
N71	15	5	DFT-64QAM	M	Inner_Full	21.27	PASS
N71	15	5	DFT-256QAM	M	Edge_1RB_Left	19.01	PASS
N71	15	5	DFT-256QAM	M	Edge_1RB_Right	18.98	PASS
N71	15	5	DFT-256QAM	M	Outer_Full	19.04	PASS
N71	15	5	DFT-256QAM	M	Inner_Full	19.01	PASS
N71	15	5	CP-QPSK	M	Edge_1RB_Left	20.8	PASS
N71	15	5	CP-QPSK	M	Edge_1RB_Right	20.68	PASS
N71	15	5	CP-QPSK	M	Outer_Full	20.6	PASS
N71	15	5	CP-QPSK	M	Inner_Full	22.09	PASS
N71	15	5	CP-16QAM	M	Edge_1RB_Left	20.86	PASS
N71	15	5	CP-16QAM	M	Edge_1RB_Right	20.81	PASS
N71	15	5	CP-16QAM	M	Outer_Full	20.63	PASS
N71	15	5	CP-16QAM	M	Inner_Full	21.6	PASS
N71	15	5	CP-64QAM	M	Edge_1RB_Left	20.49	PASS
N71	15	5	CP-64QAM	M	Edge_1RB_Right	20.2	PASS
N71	15	5	CP-64QAM	M	Outer_Full	20.07	PASS
N71	15	5	CP-64QAM	M	Inner_Full	20.07	PASS
N71	15	5	CP-256QAM	M	Edge_1RB_Left	17.27	PASS
N71	15	5	CP-256QAM	M	Edge_1RB_Right	16.9	PASS
N71	15	5	CP-256QAM	M	Outer_Full	17.16	PASS
N71	15	5	CP-256QAM	M	Inner_Full	17.16	PASS
N71	15	5	DFT-PI2BPSK	H	Edge_1RB_Left	23.02	PASS
N71	15	5	DFT-PI2BPSK	H	Edge_1RB_Right	23.17	PASS
N71	15	5	DFT-PI2BPSK	H	Inner_Full	23.45	PASS
N71	15	5	DFT-QPSK	H	Edge_1RB_Left	22.57	PASS
N71	15	5	DFT-QPSK	H	Edge_1RB_Right	22.62	PASS
N71	15	5	DFT-QPSK	H	Outer_Full	22.67	PASS
N71	15	5	DFT-QPSK	H	Inner_Full	23.53	PASS
N71	15	5	DFT-16QAM	H	Edge_1RB_Left	22.01	PASS
N71	15	5	DFT-16QAM	H	Edge_1RB_Right	22.03	PASS
N71	15	5	DFT-16QAM	H	Outer_Full	21.63	PASS
N71	15	5	DFT-16QAM	H	Inner_Full	22.71	PASS
N71	15	5	DFT-64QAM	H	Edge_1RB_Left	21.35	PASS
N71	15	5	DFT-64QAM	H	Edge_1RB_Right	21.22	PASS
N71	15	5	DFT-64QAM	H	Outer_Full	21.19	PASS
N71	15	5	DFT-64QAM	H	Inner_Full	21.28	PASS
N71	15	5	DFT-256QAM	H	Edge_1RB_Left	19.26	PASS
N71	15	5	DFT-256QAM	H	Edge_1RB_Right	19.06	PASS



N71	15	5	DFT-256QAM	H	Outer_Full	19.06	PASS
N71	15	5	DFT-256QAM	H	Inner_Full	19.05	PASS
N71	15	5	CP-QPSK	H	Edge_1RB_Left	20.73	PASS
N71	15	5	CP-QPSK	H	Edge_1RB_Right	20.65	PASS
N71	15	5	CP-QPSK	H	Outer_Full	20.58	PASS
N71	15	5	CP-QPSK	H	Inner_Full	22.16	PASS
N71	15	5	CP-16QAM	H	Edge_1RB_Left	20.69	PASS
N71	15	5	CP-16QAM	H	Edge_1RB_Right	20.76	PASS
N71	15	5	CP-16QAM	H	Outer_Full	20.57	PASS
N71	15	5	CP-16QAM	H	Inner_Full	21.67	PASS
N71	15	5	CP-64QAM	H	Edge_1RB_Left	20.22	PASS
N71	15	5	CP-64QAM	H	Edge_1RB_Right	20.2	PASS
N71	15	5	CP-64QAM	H	Outer_Full	20.08	PASS
N71	15	5	CP-64QAM	H	Inner_Full	20.2	PASS
N71	15	5	CP-256QAM	H	Edge_1RB_Left	17.26	PASS
N71	15	5	CP-256QAM	H	Edge_1RB_Right	17.41	PASS
N71	15	5	CP-256QAM	H	Outer_Full	17.1	PASS
N71	15	5	CP-256QAM	H	Inner_Full	17.12	PASS
N71	15	20	DFT-PI2BPSK	L	Edge_1RB_Left	22.73	PASS
N71	15	20	DFT-PI2BPSK	L	Edge_1RB_Right	22.89	PASS
N71	15	20	DFT-QPSK	L	Edge_1RB_Left	22.41	PASS
N71	15	20	DFT-QPSK	L	Edge_1RB_Right	22.55	PASS
N71	15	20	DFT-QPSK	L	Outer_Full	21.63	PASS
N71	15	20	DFT-16QAM	L	Edge_1RB_Left	21.45	PASS
N71	15	20	DFT-16QAM	L	Edge_1RB_Right	21.83	PASS
N71	15	20	DFT-16QAM	L	Outer_Full	21.78	PASS
N71	15	20	DFT-16QAM	L	Inner_Full	22.71	PASS
N71	15	20	DFT-64QAM	L	Edge_1RB_Left	20.9	PASS
N71	15	20	DFT-64QAM	L	Edge_1RB_Right	21.03	PASS
N71	15	20	DFT-64QAM	L	Outer_Full	21.3	PASS
N71	15	20	DFT-64QAM	L	Inner_Full	21.13	PASS
N71	15	20	DFT-256QAM	L	Edge_1RB_Left	19.21	PASS
N71	15	20	DFT-256QAM	L	Edge_1RB_Right	19.34	PASS
N71	15	20	DFT-256QAM	L	Outer_Full	19.28	PASS
N71	15	20	DFT-256QAM	L	Inner_Full	19.16	PASS
N71	15	20	CP-QPSK	L	Edge_1RB_Left	20.51	PASS
N71	15	20	CP-QPSK	L	Edge_1RB_Right	20.58	PASS
N71	15	20	CP-QPSK	L	Outer_Full	20.69	PASS
N71	15	20	CP-QPSK	L	Inner_Full	22.14	PASS
N71	15	20	CP-16QAM	L	Edge_1RB_Left	20.42	PASS
N71	15	20	CP-16QAM	L	Edge_1RB_Right	21.04	PASS
N71	15	20	CP-16QAM	L	Outer_Full	20.76	PASS
N71	15	20	CP-16QAM	L	Inner_Full	21.6	PASS
N71	15	20	CP-64QAM	L	Edge_1RB_Left	20.02	PASS
N71	15	20	CP-64QAM	L	Edge_1RB_Right	20.07	PASS



N71	15	20	CP-64QAM	L	Outer_Full	20.23	PASS
N71	15	20	CP-64QAM	L	Inner_Full	20.07	PASS
N71	15	20	CP-256QAM	L	Edge_1RB_Left	16.8	PASS
N71	15	20	CP-256QAM	L	Edge_1RB_Right	16.64	PASS
N71	15	20	CP-256QAM	L	Outer_Full	17.23	PASS
N71	15	20	CP-256QAM	L	Inner_Full	17.12	PASS
N71	15	20	DFT-PI2BPSK	M	Edge_1RB_Left	22.91	PASS
N71	15	20	DFT-PI2BPSK	M	Edge_1RB_Right	22.92	PASS
N71	15	20	DFT-PI2BPSK	M	Outer_Full	22.76	PASS
N71	15	20	DFT-PI2BPSK	M	Inner_Full	23.54	PASS
N71	15	20	DFT-QPSK	M	Edge_1RB_Left	22.39	PASS
N71	15	20	DFT-QPSK	M	Edge_1RB_Right	22.39	PASS
N71	15	20	DFT-QPSK	M	Outer_Full	22.25	PASS
N71	15	20	DFT-QPSK	M	Inner_Full	23.53	PASS
N71	15	20	DFT-16QAM	M	Edge_1RB_Left	21.9	PASS
N71	15	20	DFT-16QAM	M	Edge_1RB_Right	21.35	PASS
N71	15	20	DFT-16QAM	M	Outer_Full	21.3	PASS
N71	15	20	DFT-16QAM	M	Inner_Full	22.51	PASS
N71	15	20	DFT-64QAM	M	Edge_1RB_Left	21.04	PASS
N71	15	20	DFT-64QAM	M	Edge_1RB_Right	20.9	PASS
N71	15	20	DFT-64QAM	M	Outer_Full	20.66	PASS
N71	15	20	DFT-64QAM	M	Inner_Full	21.07	PASS
N71	15	20	DFT-256QAM	M	Edge_1RB_Left	18.93	PASS
N71	15	20	DFT-256QAM	M	Edge_1RB_Right	18.94	PASS
N71	15	20	DFT-256QAM	M	Outer_Full	18.69	PASS
N71	15	20	DFT-256QAM	M	Inner_Full	18.94	PASS
N71	15	20	CP-QPSK	M	Edge_1RB_Left	20.36	PASS
N71	15	20	CP-QPSK	M	Edge_1RB_Right	20.31	PASS
N71	15	20	CP-QPSK	M	Outer_Full	20.2	PASS
N71	15	20	CP-QPSK	M	Inner_Full	21.99	PASS
N71	15	20	CP-16QAM	M	Edge_1RB_Left	20.67	PASS
N71	15	20	CP-16QAM	M	Edge_1RB_Right	20.24	PASS
N71	15	20	CP-16QAM	M	Outer_Full	20.19	PASS
N71	15	20	CP-16QAM	M	Inner_Full	21.46	PASS
N71	15	20	CP-64QAM	M	Edge_1RB_Left	19.58	PASS
N71	15	20	CP-64QAM	M	Edge_1RB_Right	19.61	PASS
N71	15	20	CP-64QAM	M	Outer_Full	19.73	PASS
N71	15	20	CP-64QAM	M	Inner_Full	20.01	PASS
N71	15	20	CP-256QAM	M	Edge_1RB_Left	17.23	PASS
N71	15	20	CP-256QAM	M	Edge_1RB_Right	16.63	PASS
N71	15	20	CP-256QAM	M	Outer_Full	16.72	PASS
N71	15	20	CP-256QAM	M	Inner_Full	16.93	PASS
N71	15	20	DFT-PI2BPSK	H	Edge_1RB_Left	22.87	PASS
N71	15	20	DFT-PI2BPSK	H	Edge_1RB_Right	22.84	PASS
N71	15	20	DFT-PI2BPSK	H	Inner_Full	23.69	PASS
N71	15	20	DFT-QPSK	H	Edge_1RB_Left	22.38	PASS



N71	15	20	DFT-QPSK	H	Edge_1RB_Right	22.42	PASS
N71	15	20	DFT-QPSK	H	Outer_Full	22.81	PASS
N71	15	20	DFT-QPSK	H	Inner_Full	23.67	PASS
N71	15	20	DFT-16QAM	H	Edge_1RB_Left	21.92	PASS
N71	15	20	DFT-16QAM	H	Edge_1RB_Right	21.3	PASS
N71	15	20	DFT-16QAM	H	Outer_Full	21.76	PASS
N71	15	20	DFT-16QAM	H	Inner_Full	22.64	PASS
N71	15	20	DFT-64QAM	H	Edge_1RB_Left	20.61	PASS
N71	15	20	DFT-64QAM	H	Edge_1RB_Right	20.71	PASS
N71	15	20	DFT-64QAM	H	Outer_Full	21.28	PASS
N71	15	20	DFT-64QAM	H	Inner_Full	21.15	PASS
N71	15	20	DFT-256QAM	H	Edge_1RB_Left	19.07	PASS
N71	15	20	DFT-256QAM	H	Edge_1RB_Right	19.04	PASS
N71	15	20	DFT-256QAM	H	Outer_Full	19.35	PASS
N71	15	20	DFT-256QAM	H	Inner_Full	19.05	PASS
N71	15	20	CP-QPSK	H	Edge_1RB_Left	22.36	PASS
N71	15	20	CP-QPSK	H	Edge_1RB_Right	22.41	PASS
N71	15	20	CP-QPSK	H	Outer_Full	22.38	PASS
N71	15	20	CP-QPSK	H	Inner_Full	22.45	PASS
N71	15	20	CP-16QAM	H	Edge_1RB_Left	22.45	PASS
N71	15	20	CP-16QAM	H	Edge_1RB_Right	22.45	PASS
N71	15	20	CP-16QAM	H	Outer_Full	22.38	PASS
N71	15	20	CP-16QAM	H	Inner_Full	22.38	PASS
N71	15	20	CP-64QAM	H	Edge_1RB_Left	22.37	PASS
N71	15	20	CP-64QAM	H	Edge_1RB_Right	22.38	PASS
N71	15	20	CP-64QAM	H	Outer_Full	22.38	PASS
N71	15	20	CP-64QAM	H	Inner_Full	22.36	PASS
N71	15	20	CP-256QAM	H	Edge_1RB_Left	17.3	PASS
N71	15	20	CP-256QAM	H	Edge_1RB_Right	17.3	PASS
N71	15	20	CP-256QAM	H	Outer_Full	17.27	PASS
N71	15	20	CP-256QAM	H	Inner_Full	17.17	PASS



Band	SCS	Bandwidth	Modulation	Channel	RB Config	Power	Verdict
N77	30	20	DFT-PI2BPSK	L	Edge_1RB_Left	21.55	PASS
N77	30	20	DFT-PI2BPSK	L	Edge_1RB_Right	21.38	PASS
N77	30	20	DFT-PI2BPSK	L	Inner_Full	22.01	PASS
N77	30	20	DFT-QPSK	L	Edge_1RB_Left	21.13	PASS
N77	30	20	DFT-QPSK	L	Edge_1RB_Right	20.85	PASS
N77	30	20	DFT-QPSK	L	Outer_Full	20.93	PASS
N77	30	20	DFT-QPSK	L	Inner_Full	22.04	PASS
N77	30	20	DFT-16QAM	L	Edge_1RB_Left	20.27	PASS
N77	30	20	DFT-16QAM	L	Edge_1RB_Right	20.24	PASS
N77	30	20	DFT-16QAM	L	Outer_Full	20.1	PASS
N77	30	20	DFT-16QAM	L	Inner_Full	20.94	PASS
N77	30	20	DFT-64QAM	L	Edge_1RB_Left	19.82	PASS
N77	30	20	DFT-64QAM	L	Edge_1RB_Right	19.65	PASS
N77	30	20	DFT-64QAM	L	Outer_Full	19.58	PASS
N77	30	20	DFT-64QAM	L	Inner_Full	19.56	PASS
N77	30	20	DFT-256QAM	L	Edge_1RB_Left	18.02	PASS
N77	30	20	DFT-256QAM	L	Edge_1RB_Right	17.78	PASS
N77	30	20	DFT-256QAM	L	Outer_Full	17.61	PASS
N77	30	20	DFT-256QAM	L	Inner_Full	17.58	PASS
N77	30	20	CP-QPSK	L	Edge_1RB_Left	19.32	PASS
N77	30	20	CP-QPSK	L	Edge_1RB_Right	19.14	PASS
N77	30	20	CP-QPSK	L	Outer_Full	19.07	PASS
N77	30	20	CP-QPSK	L	Inner_Full	20.45	PASS
N77	30	20	CP-16QAM	L	Edge_1RB_Left	19.5	PASS
N77	30	20	CP-16QAM	L	Edge_1RB_Right	19.34	PASS
N77	30	20	CP-16QAM	L	Outer_Full	19.07	PASS
N77	30	20	CP-16QAM	L	Inner_Full	20.11	PASS
N77	30	20	CP-64QAM	L	Edge_1RB_Left	19.03	PASS
N77	30	20	CP-64QAM	L	Edge_1RB_Right	18.99	PASS
N77	30	20	CP-64QAM	L	Outer_Full	18.53	PASS
N77	30	20	CP-64QAM	L	Inner_Full	18.6	PASS
N77	30	20	CP-256QAM	L	Edge_1RB_Left	15.96	PASS
N77	30	20	CP-256QAM	L	Edge_1RB_Right	15.73	PASS
N77	30	20	CP-256QAM	L	Outer_Full	15.51	PASS
N77	30	20	CP-256QAM	L	Inner_Full	15.41	PASS
N77	30	20	DFT-PI2BPSK	M	Edge_1RB_Left	22.15	PASS
N77	30	20	DFT-PI2BPSK	M	Edge_1RB_Right	22.47	PASS
N77	30	20	DFT-PI2BPSK	M	Outer_Full	22.33	PASS
N77	30	20	DFT-PI2BPSK	M	Inner_Full	22.99	PASS
N77	30	20	DFT-QPSK	M	Edge_1RB_Left	10.4	PASS
N77	30	20	DFT-QPSK	M	Edge_1RB_Right	21.87	PASS
N77	30	20	DFT-QPSK	M	Inner_Full	23.04	PASS
N77	30	20	DFT-16QAM	M	Edge_1RB_Left	20.89	PASS



N77	30	20	DFT-16QAM	M	Edge_1RB_Right	20.82	PASS
N77	30	20	DFT-16QAM	M	Outer_Full	20.92	PASS
N77	30	20	DFT-16QAM	M	Inner_Full	22.07	PASS
N77	30	20	DFT-64QAM	M	Edge_1RB_Left	20.36	PASS
N77	30	20	DFT-64QAM	M	Edge_1RB_Right	20.42	PASS
N77	30	20	DFT-64QAM	M	Outer_Full	20.26	PASS
N77	30	20	DFT-64QAM	M	Inner_Full	20.48	PASS
N77	30	20	DFT-256QAM	M	Edge_1RB_Left	18.47	PASS
N77	30	20	DFT-256QAM	M	Edge_1RB_Right	18.75	PASS
N77	30	20	DFT-256QAM	M	Outer_Full	18.44	PASS
N77	30	20	DFT-256QAM	M	Inner_Full	18.57	PASS
N77	30	20	CP-QPSK	M	Edge_1RB_Left	19.59	PASS
N77	30	20	CP-QPSK	M	Edge_1RB_Right	19.85	PASS
N77	30	20	CP-QPSK	M	Outer_Full	19.98	PASS
N77	30	20	CP-QPSK	M	Inner_Full	21.46	PASS
N77	30	20	CP-16QAM	M	Edge_1RB_Left	19.91	PASS
N77	30	20	CP-16QAM	M	Edge_1RB_Right	20.31	PASS
N77	30	20	CP-16QAM	M	Outer_Full	20	PASS
N77	30	20	CP-16QAM	M	Inner_Full	20.98	PASS
N77	30	20	CP-64QAM	M	Edge_1RB_Left	19.52	PASS
N77	30	20	CP-64QAM	M	Edge_1RB_Right	19.73	PASS
N77	30	20	CP-64QAM	M	Outer_Full	19.37	PASS
N77	30	20	CP-64QAM	M	Inner_Full	19.58	PASS
N77	30	20	CP-256QAM	M	Edge_1RB_Left	16.2	PASS
N77	30	20	CP-256QAM	M	Edge_1RB_Right	16.46	PASS
N77	30	20	CP-256QAM	M	Outer_Full	16.46	PASS
N77	30	20	CP-256QAM	M	Inner_Full	16.48	PASS
N77	30	20	DFT-PI2BPSK	H	Edge_1RB_Left	22.19	PASS
N77	30	20	DFT-PI2BPSK	H	Edge_1RB_Right	21.93	PASS
N77	30	20	DFT-PI2BPSK	H	Outer_Full	22.16	PASS
N77	30	20	DFT-PI2BPSK	H	Inner_Full	22.64	PASS
N77	30	20	DFT-QPSK	H	Edge_1RB_Left	10.39	PASS
N77	30	20	DFT-QPSK	H	Edge_1RB_Right	12.92	PASS
N77	30	20	DFT-QPSK	H	Outer_Full	21.64	PASS
N77	30	20	DFT-QPSK	H	Inner_Full	22.67	PASS
N77	30	20	DFT-16QAM	H	Edge_1RB_Left	20.62	PASS
N77	30	20	DFT-16QAM	H	Edge_1RB_Right	20.71	PASS
N77	30	20	DFT-16QAM	H	Outer_Full	20.68	PASS
N77	30	20	DFT-16QAM	H	Inner_Full	21.63	PASS
N77	30	20	DFT-64QAM	H	Edge_1RB_Left	20.28	PASS
N77	30	20	DFT-64QAM	H	Edge_1RB_Right	20.4	PASS
N77	30	20	DFT-64QAM	H	Outer_Full	20.19	PASS
N77	30	20	DFT-64QAM	H	Inner_Full	20.16	PASS
N77	30	20	DFT-256QAM	H	Edge_1RB_Left	18.56	PASS
N77	30	20	DFT-256QAM	H	Edge_1RB_Right	18.33	PASS
N77	30	20	DFT-256QAM	H	Outer_Full	18.26	PASS



N77	30	20	DFT-256QAM	H	Inner_Full	18.25	PASS
N77	30	20	CP-QPSK	H	Edge_1RB_Left	19.7	PASS
N77	30	20	CP-QPSK	H	Edge_1RB_Right	19.54	PASS
N77	30	20	CP-QPSK	H	Outer_Full	19.56	PASS
N77	30	20	CP-QPSK	H	Inner_Full	21.17	PASS
N77	30	20	CP-16QAM	H	Edge_1RB_Left	20.11	PASS
N77	30	20	CP-16QAM	H	Edge_1RB_Right	19.86	PASS
N77	30	20	CP-16QAM	H	Outer_Full	19.6	PASS
N77	30	20	CP-16QAM	H	Inner_Full	20.67	PASS
N77	30	20	CP-64QAM	H	Edge_1RB_Left	19.7	PASS
N77	30	20	CP-64QAM	H	Edge_1RB_Right	19.16	PASS
N77	30	20	CP-64QAM	H	Outer_Full	19.05	PASS
N77	30	20	CP-64QAM	H	Inner_Full	19.24	PASS
N77	30	20	CP-256QAM	H	Edge_1RB_Left	16.35	PASS
N77	30	20	CP-256QAM	H	Edge_1RB_Right	16.02	PASS
N77	30	20	CP-256QAM	H	Outer_Full	16.27	PASS
N77	30	20	CP-256QAM	H	Inner_Full	16.26	PASS
N77	30	100	DFT-PI2BPSK	L	Edge_1RB_Left	20.52	PASS
N77	30	100	DFT-PI2BPSK	L	Edge_1RB_Right	21.08	PASS
N77	30	100	DFT-PI2BPSK	L	Outer_Full	21.65	PASS
N77	30	100	DFT-PI2BPSK	L	Inner_Full	22.35	PASS
N77	30	100	DFT-QPSK	L	Edge_1RB_Left	19.98	PASS
N77	30	100	DFT-QPSK	L	Edge_1RB_Right	20.53	PASS
N77	30	100	DFT-QPSK	L	Outer_Full	21.13	PASS
N77	30	100	DFT-QPSK	L	Inner_Full	22.38	PASS
N77	30	100	DFT-16QAM	L	Edge_1RB_Left	19.33	PASS
N77	30	100	DFT-16QAM	L	Edge_1RB_Right	20	PASS
N77	30	100	DFT-16QAM	L	Outer_Full	20.39	PASS
N77	30	100	DFT-16QAM	L	Inner_Full	21.34	PASS
N77	30	100	DFT-64QAM	L	Edge_1RB_Left	18.97	PASS
N77	30	100	DFT-64QAM	L	Edge_1RB_Right	19.51	PASS
N77	30	100	DFT-64QAM	L	Outer_Full	19.84	PASS
N77	30	100	DFT-64QAM	L	Inner_Full	19.98	PASS
N77	30	100	DFT-256QAM	L	Edge_1RB_Left	17.2	PASS
N77	30	100	DFT-256QAM	L	Edge_1RB_Right	17.47	PASS
N77	30	100	DFT-256QAM	L	Outer_Full	17.85	PASS
N77	30	100	DFT-256QAM	L	Inner_Full	17.95	PASS
N77	30	100	CP-QPSK	L	Edge_1RB_Left	18.67	PASS
N77	30	100	CP-QPSK	L	Edge_1RB_Right	19.18	PASS
N77	30	100	CP-QPSK	L	Outer_Full	19.32	PASS
N77	30	100	CP-QPSK	L	Inner_Full	20.83	PASS
N77	30	100	CP-16QAM	L	Edge_1RB_Left	18.79	PASS
N77	30	100	CP-16QAM	L	Edge_1RB_Right	19.19	PASS
N77	30	100	CP-16QAM	L	Outer_Full	19.33	PASS
N77	30	100	CP-16QAM	L	Inner_Full	20.5	PASS



N77	30	100	CP-64QAM	L	Edge_1RB_Left	18.16	PASS
N77	30	100	CP-64QAM	L	Edge_1RB_Right	18.57	PASS
N77	30	100	CP-64QAM	L	Outer_Full	18.71	PASS
N77	30	100	CP-64QAM	L	Inner_Full	19.04	PASS
N77	30	100	CP-256QAM	L	Edge_1RB_Left	15.13	PASS
N77	30	100	CP-256QAM	L	Edge_1RB_Right	15.44	PASS
N77	30	100	CP-256QAM	L	Outer_Full	15.72	PASS
N77	30	100	CP-256QAM	L	Inner_Full	15.97	PASS
N77	30	100	DFT-PI2BPSK	M	Edge_1RB_Left	20.52	PASS
N77	30	100	DFT-PI2BPSK	M	Edge_1RB_Right	21.2	PASS
N77	30	100	DFT-PI2BPSK	M	Inner_Full	22.76	PASS
N77	30	100	DFT-QPSK	M	Edge_1RB_Left	20.09	PASS
N77	30	100	DFT-QPSK	M	Edge_1RB_Right	20.73	PASS
N77	30	100	DFT-QPSK	M	Outer_Full	21.56	PASS
N77	30	100	DFT-QPSK	M	Inner_Full	22.77	PASS
N77	30	100	DFT-16QAM	M	Edge_1RB_Left	18.88	PASS
N77	30	100	DFT-16QAM	M	Edge_1RB_Right	19.59	PASS
N77	30	100	DFT-16QAM	M	Outer_Full	20.56	PASS
N77	30	100	DFT-16QAM	M	Inner_Full	21.83	PASS
N77	30	100	DFT-64QAM	M	Edge_1RB_Left	18.43	PASS
N77	30	100	DFT-64QAM	M	Edge_1RB_Right	19.21	PASS
N77	30	100	DFT-64QAM	M	Outer_Full	20.05	PASS
N77	30	100	DFT-64QAM	M	Inner_Full	20.34	PASS
N77	30	100	DFT-256QAM	M	Edge_1RB_Left	17	PASS
N77	30	100	DFT-256QAM	M	Edge_1RB_Right	17.32	PASS
N77	30	100	DFT-256QAM	M	Outer_Full	18.2	PASS
N77	30	100	DFT-256QAM	M	Inner_Full	18.39	PASS
N77	30	100	CP-QPSK	M	Edge_1RB_Left	18.33	PASS
N77	30	100	CP-QPSK	M	Edge_1RB_Right	19.03	PASS
N77	30	100	CP-QPSK	M	Outer_Full	19.71	PASS
N77	30	100	CP-QPSK	M	Inner_Full	21.26	PASS
N77	30	100	CP-16QAM	M	Edge_1RB_Left	18.09	PASS
N77	30	100	CP-16QAM	M	Edge_1RB_Right	19.09	PASS
N77	30	100	CP-16QAM	M	Outer_Full	19.78	PASS
N77	30	100	CP-16QAM	M	Inner_Full	20.77	PASS
N77	30	100	CP-64QAM	M	Edge_1RB_Left	17.23	PASS
N77	30	100	CP-64QAM	M	Edge_1RB_Right	18.03	PASS
N77	30	100	CP-64QAM	M	Outer_Full	19.23	PASS
N77	30	100	CP-64QAM	M	Inner_Full	19.37	PASS
N77	30	100	CP-256QAM	M	Edge_1RB_Left	14.85	PASS
N77	30	100	CP-256QAM	M	Edge_1RB_Right	15.47	PASS
N77	30	100	CP-256QAM	M	Outer_Full	16.14	PASS
N77	30	100	CP-256QAM	M	Inner_Full	16.36	PASS
N77	30	100	DFT-PI2BPSK	H	Edge_1RB_Left	21.36	PASS
N77	30	100	DFT-PI2BPSK	H	Edge_1RB_Right	20.91	PASS
N77	30	100	DFT-PI2BPSK	H	Outer_Full	22.51	PASS




N77	30	100	DFT-PI2BPSK	H	Inner_Full	23.2	PASS
N77	30	100	DFT-QPSK	H	Edge_1RB_Left	20.86	PASS
N77	30	100	DFT-QPSK	H	Edge_1RB_Right	20.41	PASS
N77	30	100	DFT-QPSK	H	Outer_Full	21.92	PASS
N77	30	100	DFT-QPSK	H	Inner_Full	23.2	PASS
N77	30	100	DFT-16QAM	H	Edge_1RB_Left	19.86	PASS
N77	30	100	DFT-16QAM	H	Edge_1RB_Right	19.39	PASS
N77	30	100	DFT-16QAM	H	Outer_Full	20.88	PASS
N77	30	100	DFT-16QAM	H	Inner_Full	22.15	PASS
N77	30	100	DFT-64QAM	H	Edge_1RB_Left	19.4	PASS
N77	30	100	DFT-64QAM	H	Edge_1RB_Right	19.04	PASS
N77	30	100	DFT-64QAM	H	Outer_Full	20.38	PASS
N77	30	100	DFT-64QAM	H	Inner_Full	20.64	PASS
N77	30	100	DFT-256QAM	H	Edge_1RB_Left	18.01	PASS
N77	30	100	DFT-256QAM	H	Edge_1RB_Right	17.53	PASS
N77	30	100	DFT-256QAM	H	Outer_Full	18.54	PASS
N77	30	100	DFT-256QAM	H	Inner_Full	18.77	PASS
N77	30	100	CP-QPSK	H	Edge_1RB_Left	9.5	PASS
N77	30	100	CP-QPSK	H	Edge_1RB_Right	18.37	PASS
N77	30	100	CP-QPSK	H	Outer_Full	19.9	PASS
N77	30	100	CP-QPSK	H	Inner_Full	21.65	PASS
N77	30	100	CP-16QAM	H	Edge_1RB_Left	18.81	PASS
N77	30	100	CP-16QAM	H	Edge_1RB_Right	18.47	PASS
N77	30	100	CP-16QAM	H	Outer_Full	19.87	PASS
N77	30	100	CP-16QAM	H	Inner_Full	21.18	PASS
N77	30	100	CP-64QAM	H	Edge_1RB_Left	18.71	PASS
N77	30	100	CP-64QAM	H	Edge_1RB_Right	17.37	PASS
N77	30	100	CP-64QAM	H	Outer_Full	19.37	PASS
N77	30	100	CP-64QAM	H	Inner_Full	19.65	PASS
N77	30	100	CP-256QAM	H	Edge_1RB_Left	16.11	PASS
N77	30	100	CP-256QAM	H	Edge_1RB_Right	15.59	PASS
N77	30	100	CP-256QAM	H	Outer_Full	16.52	PASS
N77	30	100	CP-256QAM	H	Inner_Full	16.79	PASS

11. EUT and Test Setup Photo

11.1 EUT Photos

Front side



Back side



Right Edge



Left Edge





Top Edge




Bottom Edge





11.2 Setup Photos

Right Touch



Right Tilt

