

## Partial FCC Test Report

### (PART 27)

**Report No.:** RF190807C14-2

**FCC ID:** 2AUBP-5776AH

**Test Model:** MS-5776-A-H

**Received Date:** Aug. 07, 2019

**Test Date:** Aug. 16 ~ Aug. 20 , 2019

**Issued Date:** Sep. 02, 2019

**Applicant:** Conexio Corporation

**Address:** 8-17-1 SHINJUKUGT 37F, NISHISHINJUKU SUMITOMOFUDOSAN  
SHINJUKU, SHINJUKU KU ,Tokyo, JAPAN 160-6137

**Issued By:** Bureau Veritas Consumer Products Services (H.K.) Ltd., Taoyuan Branch

**Lab Address:** No. 47-2, 14th Ling, Chia Pau Vil., Lin Kou Dist., New Taipei City, Taiwan  
( R.O.C )

**Test Location (1):** No. 19, Hwa Ya 2nd Rd, Wen Hwa Vil, Kwei Shan Dist., Taoyuan City  
33383, Taiwan (R.O.C)

**Test Location (2):** B2F., No.215, Sec. 3, Beixin Rd., Xindian Dist., New Taipei City 231,  
Taiwan, R.O.C

**FCC Registration /** 788550 / TW0003

**Designation Number:** 427177 / TW0011



This report is for your exclusive use. Any copying or replication of this report to or for any other person or entity, or use of our name or trademark, is permitted only with our prior written permission. This report sets forth our findings solely with respect to the test samples identified herein. The results set forth in this report are not indicative or representative of the quality or characteristics of the lot from which a test sample was taken or any similar or identical product unless specifically and expressly noted. Our report includes all of the tests requested by you and the results thereof based upon the information that you provided to us. You have 60 days from date of issuance of this report to notify us of any material error or omission caused by our negligence, provided, however, that such notice shall be in writing and shall specifically address the issue you wish to raise. A failure to raise such issue within the prescribed time shall constitute your unqualified acceptance of the completeness of this report, the tests conducted and the correctness of the report contents. Unless specific mention, the uncertainty of measurement has been explicitly taken into account to declare the compliance or non-compliance to the specification. The report must not be used by the client to claim product certification, approval, or endorsement by TAF or any government agencies

## Table of Contents

<b>Release Control Record .....</b>	<b>3</b>
<b>1 Certificate of Conformity .....</b>	<b>4</b>
<b>2 Summary of Test Results.....</b>	<b>5</b>
2.1 Measurement Uncertainty.....	6
2.2 Test Site and Instruments .....	7
<b>3 General Information .....</b>	<b>8</b>
3.1 General Description of EUT .....	8
3.2 Configuration of System under Test.....	10
3.2.1 Description of Support Units .....	11
3.3 Test Mode Applicability and Tested Channel Detail .....	12
3.4 EUT Operating Conditions .....	13
3.5 General Description of Applied Standards.....	13
<b>4 Test Types and Results .....</b>	<b>14</b>
4.1 Output Power Measurement.....	14
4.1.1 Limits of Output Power Measurement .....	14
4.1.2 Test Procedures.....	14
4.1.3 Test Setup.....	15
4.1.4 Test Results .....	16
4.2 Radiated Emission Measurement.....	26
4.2.1 Limits of Radiated Emission Measurement .....	26
4.2.2 Test Procedure .....	26
4.2.3 Deviation from Test Standard .....	26
4.2.4 Test Setup.....	27
4.2.5 Test Results .....	28
<b>5 Pictures of Test Arrangements.....</b>	<b>100</b>
<b>Appendix – Information of the Testing Laboratories .....</b>	<b>101</b>

### Release Control Record

Issue No.	Description	Date Issued
RF190807C14-2	Original Release	Sep. 02, 2019

## 1 Certificate of Conformity

**Product:** Edge Computing Gateway

**Brand:** Conexio

**Test Model:** MS-5776-A-H

**Sample Status:** Identical Prototype


**Applicant:** Conexio Corporation

**Test Date:** Aug. 16 ~ Aug. 20 , 2019

**Standards:** FCC Part 27, Subpart C, H, L

The above equipment has been tested by **Bureau Veritas Consumer Products Services (H.K.) Ltd., Taoyuan Branch**, and found compliance with the requirement of the above standards. The test record, data evaluation & Equipment Under Test (EUT) configurations represented herein are true and accurate accounts of the measurements of the sample's RF characteristics under the conditions specified in this report.

Prepared by :  , Date: Sep. 02, 2019  
Lena Wang / Specialist

Approved by :  , Date: Sep. 02, 2019  
Dylan Chiou / Project Engineer

## 2 Summary of Test Results

Applied Standard: FCC Part 27 & Part 2 (LTE 4)			
FCC Clause	Test Item	Result	Remarks
2.1046 27.50(d)(4)	Maximum Peak Output Power	Pass	Meet the requirement of limit.
2.1047	Modulation Characteristics	N/A	Refer to Note
2.1055 27.54	Frequency Stability	N/A	Refer to Note
2.1049	Occupied Bandwidth	N/A	Refer to Note
27.50(d)(5)	Peak to Average Ratio	N/A	Refer to Note
27.53(h)	Band Edge Measurements	N/A	Refer to Note
2.1051 27.53(h)	Conducted Spurious Emissions	N/A	Refer to Note
2.1053 27.53(h)	Radiated Spurious Emissions	Pass	Meet the requirement of limit. Minimum passing margin is -21.71 dB at 706.70 MHz.

Applied Standard: FCC Part 27 & Part 2 (LTE 12)			
FCC Clause	Test Item	Result	Remarks
2.1046 27.50(c)(10)	Maximum Peak Output Power	Pass	Meet the requirement of limit.
2.1047	Modulation Characteristics	N/A	Refer to Note
2.1055 27.54	Frequency Stability	N/A	Refer to Note
2.1049	Occupied Bandwidth	N/A	Refer to Note
---	Peak to Average Ratio	N/A	Refer to Note
27.53(g)	Band Edge Measurements	N/A	Refer to Note
2.1051 27.53(g)	Conducted Spurious Emissions	N/A	Refer to Note
2.1053 27.53(g)	Radiated Spurious Emissions	Pass	Meet the requirement of limit. Minimum passing margin is -8.01 dB at 2122.50 MHz.

### Note:

1. This report is a partial report. Therefore, only test item of Effective Radiated Power and Radiated Spurious Emissions tests were performed for this report. Other testing data please refer to TA Technology (Shanghai) Co., Ltd. report no.: RXA1711-0374RF03 for module (Brand: SIMCOM, Model: SIM7600A-H)
2. Determining compliance based on the results of the compliance measurement, not taking into account measurement instrumentation uncertainty.

## 2.1 Measurement Uncertainty

Where relevant, the following measurement uncertainty levels have been estimated for tests performed on the EUT as specified in CISPR 16-4-2:

Measurement	Frequency	Expanded Uncertainty (k=2) ( $\pm$ )
Radiated Emissions up to 1 GHz	9 kHz ~ 30 MHz	3.0400 dB
	30 MHz ~ 200 MHz	2.0153 dB
	200 MHz ~ 1000 MHz	2.0224 dB
Radiated Emissions above 1 GHz	1 GHz ~ 18 GHz	1.0121 dB
	18 GHz ~ 40 GHz	1.1508 dB

## 2.2 Test Site and Instruments

Description & Manufacturer	Model No.	Serial No.	Date of Calibration	Due Date of Calibration
Test Receiver Agilent Technologies	N9038A	MY52260177	Aug. 20, 2018	Aug. 19, 2019
Spectrum Analyzer ROHDE & SCHWARZ	FSW26	102023	Oct. 11, 2018	Oct. 10, 2019
BILOG Antenna SCHWARZBECK	VULB9168	9168-616	Nov. 27, 2018	Nov. 26, 2019
HORN Antenna ETS-Lindgren	3117	00143293	Nov. 25, 2018	Nov. 24, 2019
HORN Antenna SCHWARZBECK	BBHA9170	9170-480	Nov. 25, 2018	Nov. 24, 2019
HORN Antenna SCHWARZBECK	BBHA 9120D	9120D-969	Nov. 25, 2018	Nov. 24, 2019
Fixed Attenuator Mini-Circuits	MDCS18N-10	MDCS18N-10-01	Apr. 15, 2019	Apr. 14, 2020
MXG Vector signal generator Agilent	N5182B	MY53050430	Nov. 19, 2018	Nov. 18, 2019
Preamplifier Agilent	310N	187226	Jun. 18, 2019	Jun. 17, 2020
Preamplifier Agilent	83017A	MY39501357	Jun. 18, 2019	Jun. 17, 2020
RF signal cable ETS-LINDGREN	5D-FB	Cable-CH1-01(RFC-SMS-100-SMS-120+RFC-SMS-100-SMS-400)	Jun. 18, 2019	Jun. 17, 2020
RF signal cable ETS-LINDGREN	8D-FB	Cable-CH1-02(RFC-SMS-100-SMS-24)	Jun. 18, 2019	Jun. 17, 2020
Boresight Antenna Fixture	FBA-01	FBA-SIP01	NA	NA
Software BV ADT	E3 8.130425b	NA	NA	NA
Antenna Tower MF	NA	NA	NA	NA
Turn Table MF	NA	NA	NA	NA
Antenna Tower & Turn Table Controller MF	MF-7802	NA	NA	NA
Radio Communication Analyzer Anritsu	MT8820C	6201010284	Dec. 22, 2018	Dec. 21, 2019
Temperature & Humidity Chamber	GTH-120-40-CP-AR	MAA1306-019	Sep. 05, 2018	Sep. 04, 2019
DC Power Supply Topward	33010D	807748	NA	NA

Note: 1. The calibration interval of the above test instruments is 12 months and the calibrations are traceable to NML/ROC and NIST/USA.

2. The test was performed in HsinTien Chamber 1.

### 3 General Information

#### 3.1 General Description of EUT

<b>Product</b>	Edge Computing Gateway	
<b>Brand</b>	Conexio	
<b>Test Model</b>	MS-5776-A-H	
<b>Status of EUT</b>	Identical Prototype	
<b>Power Supply Rating</b>	12.0 Vdc (adapter)	
<b>Modulation Type</b>	LTE	QPSK, 16QAM
<b>Frequency Range</b>	LTE Band 4 (Channel Bandwidth: 1.4 MHz)	1710.7 ~ 1754.3 MHz
	LTE Band 4 (Channel Bandwidth: 3 MHz)	1711.5 ~ 1753.5 MHz
	LTE Band 4 (Channel Bandwidth: 5 MHz)	1712.5 ~ 1752.5 MHz
	LTE Band 4 (Channel Bandwidth: 10 MHz)	1715.0 ~ 1750.0 MHz
	LTE Band 4 (Channel Bandwidth: 15 MHz)	1717.5 ~ 1747.5 MHz
	LTE Band 4 (Channel Bandwidth: 20 MHz)	1720.0 ~ 1745.0 MHz
	LTE Band 12 (Channel Bandwidth: 1.4 MHz)	699.7 ~ 715.3 MHz
	LTE Band 12 (Channel Bandwidth: 3 MHz)	700.5 ~ 714.5 MHz
	LTE Band 12 (Channel Bandwidth: 5 MHz)	701.5 ~ 713.5 MHz
	LTE Band 12 (Channel Bandwidth: 10 MHz)	704.0 ~ 711.0 MHz
<b>Max. ERP Power</b>	LTE Band 12 (Channel Bandwidth: 1.4 MHz)	Antenna 1: 89.10 mW Antenna 2: 147.10 mW
	LTE Band 12 (Channel Bandwidth: 3 MHz)	Antenna 1: 89.93 mW Antenna 2: 148.46 mW
	LTE Band 12 (Channel Bandwidth: 5 MHz)	Antenna 1: 90.76 mW Antenna 2: 149.49 mW
	LTE Band 12 (Channel Bandwidth: 10 MHz)	Antenna 1: 91.77 mW Antenna 2: 150.97 mW
<b>Max. EIRP Power</b>	LTE Band 4 (Channel Bandwidth: 1.4 MHz)	Antenna 1: 280.22 mW Antenna 2: 269.46 mW
	LTE Band 4 (Channel Bandwidth: 3 MHz)	Antenna 1: 293.09 mW Antenna 2: 271.33 mW
	LTE Band 4 (Channel Bandwidth: 5 MHz)	Antenna 1: 288.07 mW Antenna 2: 273.84 mW
	LTE Band 4 (Channel Bandwidth: 10 MHz)	Antenna 1: 290.07 mW Antenna 2: 276.38 mW
	LTE Band 4 (Channel Bandwidth: 15 MHz)	Antenna 1: 283.47 mW Antenna 2: 278.29 mW
	LTE Band 4 (Channel Bandwidth: 20 MHz)	Antenna 1: 312.25 mW Antenna 2: 280.87 mW
<b>Antenna Type</b>	Refer to Note as below	
<b>Antenna Gain</b>	Refer to Note as below	
<b>Accessory Device</b>	Refer to Note as below	
<b>Data Cable Supplied</b>	Refer to Note as below	



Note:

1. The antenna information is listed as below.

	Antenna Type	Manufacturer	Model	Antenna Gain (dBi)
				LTE 12
Antenna 1	Dipole Internal	INPAQ	DAM-E2-V1-N0-000-08-1	1.81
Antenna 2	LTE Main : Monopole Antenna LTE Aux : Couple Antenna	INPAQ	GNCLTEWIFI36U5W-S3-07-A	1.79

2. The EUT contains following accessory devices.

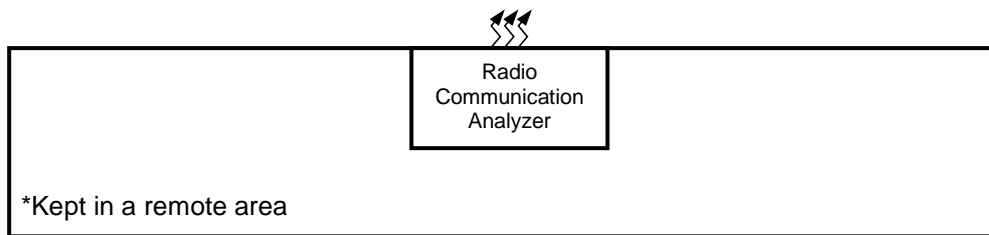
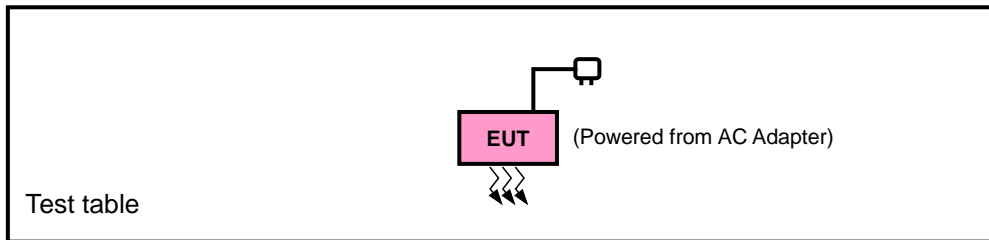
Product	Brand	Model	Description
Adapter	APD	WB-24J12R	I/P: 100-240 Vac, 50/60 Hz, 0.7 A O/P: 12 Vdc, 2 A

3. The above EUT information is declared by manufacturer and for more detailed features description, please refers to the manufacturer's specifications or user's manual.

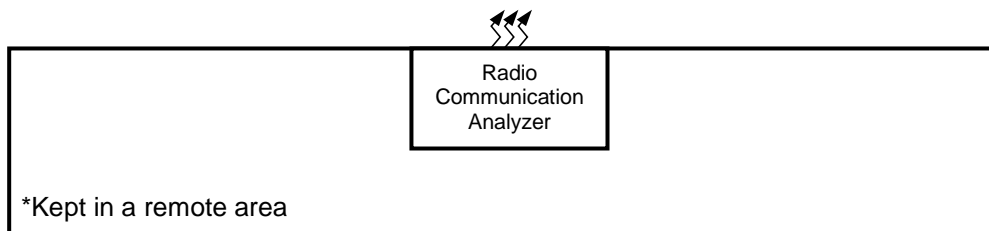
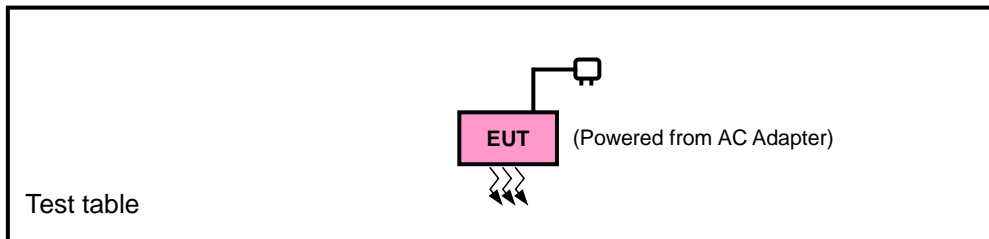
### 3.2 Configuration of System under Test

#### Antenna 1

##### <Radiated Emission Test>

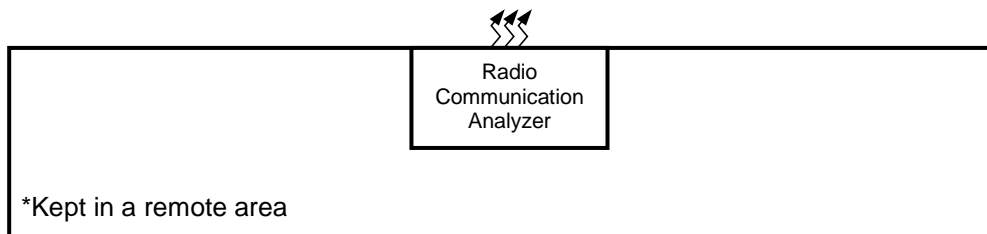
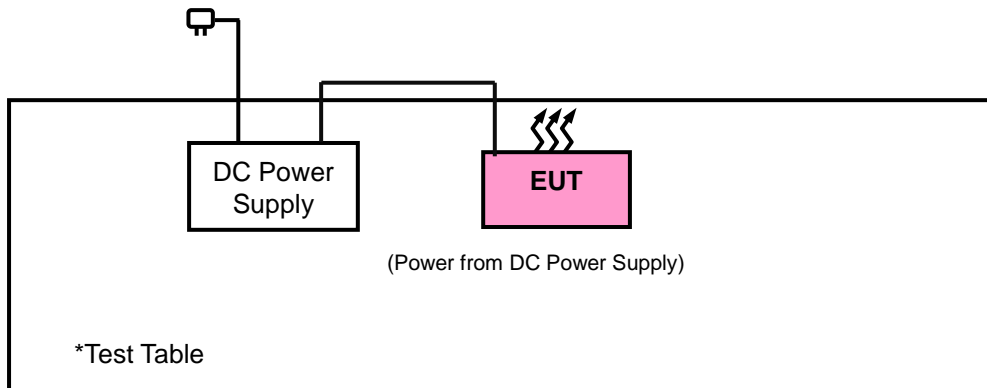


##### <E.I.R.P. Test>

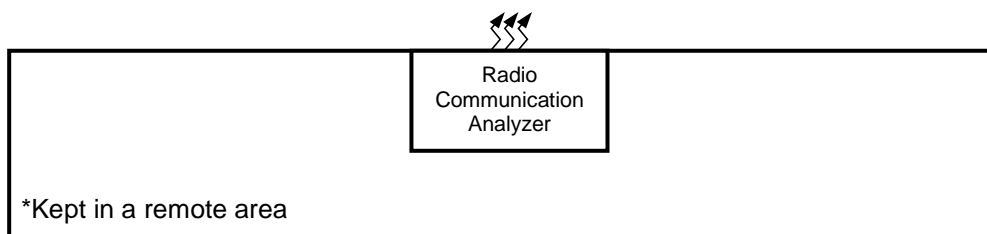
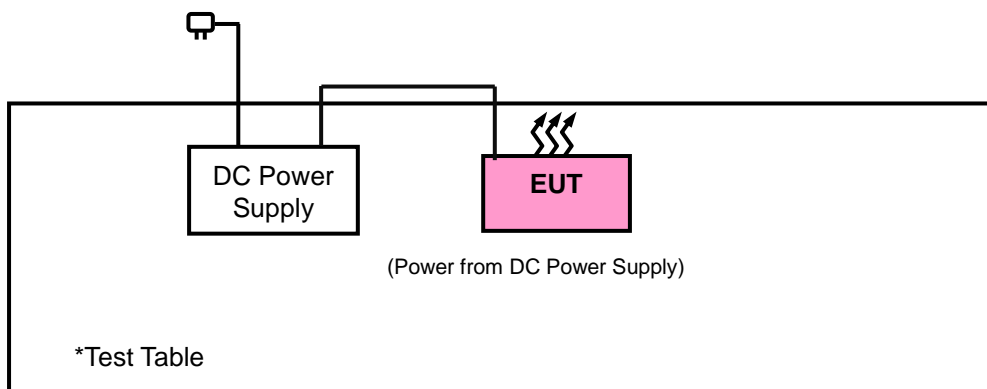


Antenna 2

<Radiated Emission Test>



<E.I.R.P. Test>



3.2.1 Description of Support Units

The EUT has been tested as an independent unit together with other necessary accessories or support units.

### 3.3 Test Mode Applicability and Tested Channel Detail

Pre-Scan has been conducted to determine the worst-case mode from all possible combinations between available modulations, data rates, XYZ axis, and antenna ports

The worst case was found when positioned as the table below. Following channel(s) was (were) selected for the final test as listed below:

#### Antenna 1

Band	ERP / EIRP	Radiated Emission
LTE Band 4	X-plane	X-plane
LTE Band 12	X-plane	X-plane

#### Antenna 2

Band	ERP / EIRP	Radiated Emission
LTE Band 4	X-plane	X-plane
LTE Band 12	X-plane	X-plane

#### LTE Band 4

EUT Configure Mode	Test Item	Available Channel	Tested Channel	Channel Bandwidth	Modulation	Mode
-	EIRP	19957 to 20393	19957, 20175, 20393	1.4 MHz	QPSK, 16QAM	1 RB / 0 RB Offset
		19965 to 20385	19965, 20175, 20385	3 MHz	QPSK, 16QAM	1 RB / 0 RB Offset
		19975 to 20375	19975, 20175, 20375	5 MHz	QPSK, 16QAM	1 RB / 0 RB Offset
		20000 to 20350	20000, 20175, 20350	10 MHz	QPSK, 16QAM	1 RB / 0 RB Offset
		20025 to 20325	20025, 20175, 20325	15 MHz	QPSK, 16QAM	1 RB / 0 RB Offset
		20050 to 20300	20050, 20175, 20300	20 MHz	QPSK, 16QAM	1 RB / 0 RB Offset
-	Radiated Emission	19957 to 20393	19957, 20175, 20393	1.4 MHz	QPSK	1 RB / 0 RB Offset
		19975 to 20375	19975, 20175, 20375	5 MHz	QPSK	1 RB / 0 RB Offset
		20050 to 20300	20050, 20175, 20300	20 MHz	QPSK	1 RB / 0 RB Offset

#### Note:

1. This device was tested under all bandwidths, RB configurations and modulations. The worst case was found in QPSK modulation.
2. For radiated emission above 1 GHz, according to 3GPP 36.521 Section 6.6.3.1.4, choose the lowest, 5 MHz & highest channel bandwidth for final test.

## LTE Band 12

EUT Configure Mode	Test Item	Available Channel	Tested Channel	Channel Bandwidth	Modulation	Mode
-	ERP	23017 to 23173	23017, 23095, 23173	1.4 MHz	QPSK, 16QAM	1 RB / 0 RB Offset
		23025 to 23165	23025, 23095, 23165	3 MHz	QPSK, 16QAM	1 RB / 0 RB Offset
		23035 to 23155	23035, 23095, 23155	5 MHz	QPSK, 16QAM	1 RB / 0 RB Offset
		23060 to 23130	23060, 23095, 23130	10 MHz	QPSK, 16QAM	1 RB / 0 RB Offset
-	Radiated Emission	23017 to 23173	23017, 23095, 23173	1.4 MHz	QPSK	1 RB / 0 RB Offset
		23035 to 23155	23035, 23095, 23155	5 MHz	QPSK	1 RB / 0 RB Offset
		23060 to 23130	23060, 23095, 23130	10 MHz	QPSK	1 RB / 0 RB Offset

### Note:

1. This device was tested under all bandwidths, RB configurations and modulations. The worst case was found in QPSK modulation.
2. For radiated emission above 1 GHz, according to 3GPP 36.521 Section 6.6.3.1.4, choose the lowest, 5 MHz & highest channel bandwidth for final test.

### Test Condition:

Test Item	Environmental Conditions	Input Power	Tested By
ERP / EIRP	25 deg. C, 65 % RH	120 Vac, 60 Hz	Wayne Lin
Radiated Emission	25 deg. C, 65 % RH	120 Vac, 60 Hz	Charles Hsiao, Karl Lee

### 3.4 EUT Operating Conditions

The EUT makes a call to the communication simulator. The communication simulator station system controlled a EUT to export maximum output power under transmission mode and specific channel frequency

### 3.5 General Description of Applied Standards

The EUT is a RF Product. According to the specifications of the manufacturer, it must comply with the requirements of the following standards:

**FCC 47 CFR Part 2**

**FCC 47 CFR Part 27**

**KDB 971168 D01 Power Meas License Digital Systems v03r01**

**ANSI/TIA/EIA-603-E 2016**

**ANSI 63.26-2015**

**Note:** All test items have been performed and recorded as per the above standards.

## 4 Test Types and Results

### 4.1 Output Power Measurement

#### 4.1.1 Limits of Output Power Measurement

Fixed, mobile, and portable (hand-held) stations operating in the 1710–1755 MHz band and mobile and portable stations operating in the 1695-1710 MHz and 1755-1780 MHz bands are limited to 1 watt EIRP.

Portable stations (hand-held devices) operating in the 746-757 MHz, 776-788 MHz and 805-806 MHz band are limited to 3 watts ERP

Portable stations (hand-held device) operating in the 600 MHz uplink band and the 698-746 MHz band, and fixed and mobile stations in the 600 MHz uplink band are limited to 3 watts ERP.

#### 4.1.2 Test Procedures

##### **EIRP / ERP Measurement:**

- a. All measurements were done at low, middle and high operational frequency range. RBW and VBW is 10 MHz for LTE mode.
- b. Substitution method is used for E.I.R.P measurement. In the semi-anechoic chamber, EUT placed on the 0.8 m (below or equal 1 GHz) and/or 1.5 m (above 1 GHz) height of Turn Table, rotated the table around 360 degrees to search the maximum radiation power and receiver antenna shall be rotated vertical and horizontal polarization and moved height from 1 m to 4 m to find the maximum polar radiated power. The “Read Value” is the spectrum reading the maximum power value.
- c. The substitution horn antenna is substituted for EUT at the same position and signals generator export the CW signal to the substitution antenna via a tx cable. Rotated the Turn Table and moved receiving antenna to find the maximum radiation power. Adjust output power level of S.G to get a Value of spectrum reading equal to “Read Value” of step b. Record the power level of S.G.
- d.  $EIRP = \text{Output power level of S.G} - \text{TX cable loss} + \text{Antenna gain of substitution horn}$ . E.R.P power can be calculated form E.I.R.P power by subtracting the gain of dipole,  $E.R.P \text{ power} = E.I.R.P \text{ power} - 2.15 \text{ dB}$ .

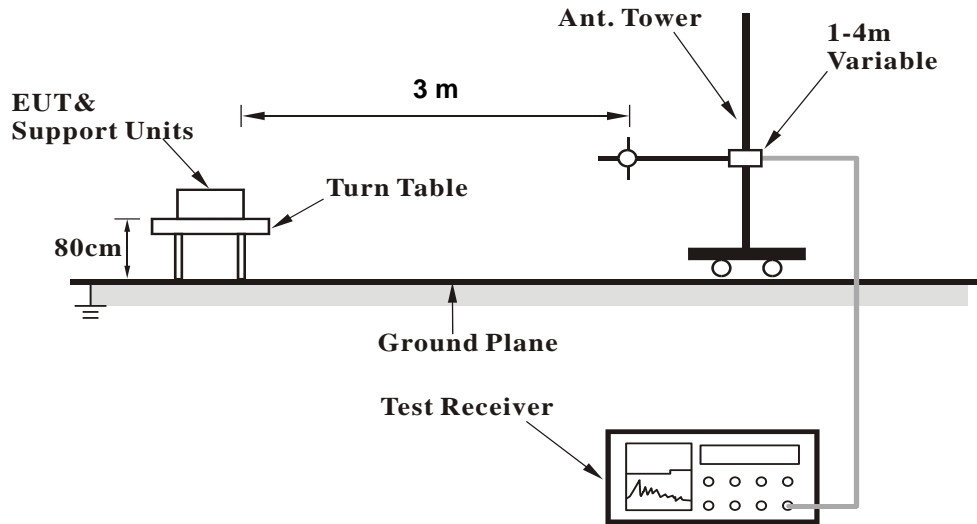
##### **Conducted Power Measurement:**

- a. The EUT was set up for the maximum power with LTE link data modulation and link up with simulator.
- b. Set the EUT to transmit under low, middle and high channel and record the power level shown on simulator.

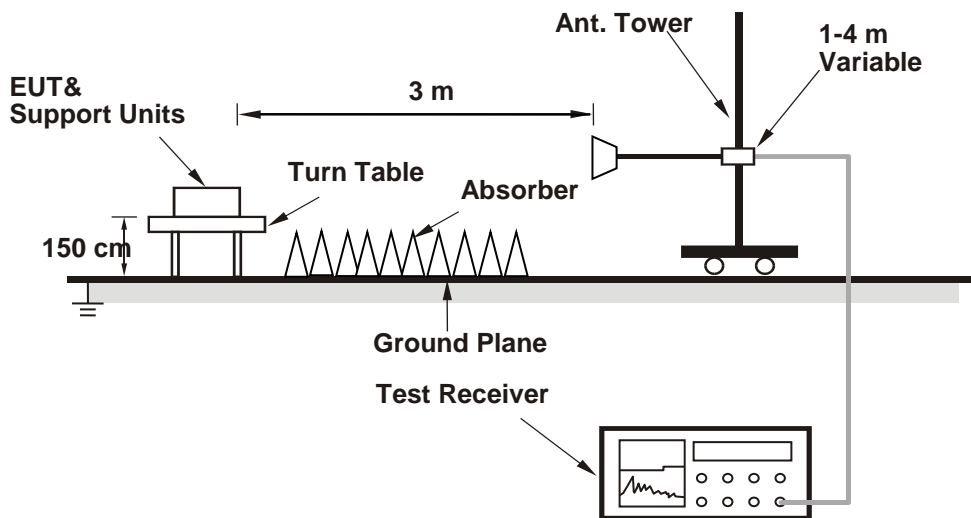
4.1.3 Test Setup

**EIRP / ERP Measurement:**

**<Radiated Emission below or equal 1 GHz>**



**<Radiated Emission above 1 GHz>**



For the actual test configuration, please refer to the attached file (Test Setup Photo).

**Conducted Power Measurement:**



4.1.4 Test Results

ERP Power (dBm)

Antenna 1

LTE Band 12							
Channel Bandwidth: 1.4 MHz / QPSK							
Plane	Channel	Frequency (MHz)	Reading (dBm)	Correction Factor (dB)	ERP (dBm)	ERP (mW)	Polarization (H/V)
X	23017	699.7	-11.07	32.719	19.50	89.10	H
	23095	707.5	-11.14	32.736	19.45	88.02	
	23173	715.3	-10.97	32.591	19.47	88.53	
	23017	699.7	-17.01	32.69	13.53	22.54	V
	23095	707.5	-17.24	32.81	13.42	21.98	
	23173	715.3	-17.14	32.74	13.45	22.13	
Channel Bandwidth: 1.4 MHz / 16QAM							
X	23017	699.7	-12.07	32.719	18.50	70.78	H
	23095	707.5	-12.15	32.736	18.44	69.76	
	23173	715.3	-11.97	32.591	18.47	70.32	
	23017	699.7	-18.02	32.69	12.52	17.86	V
	23095	707.5	-18.24	32.81	12.42	17.46	
	23173	715.3	-18.15	32.74	12.44	17.54	

Note: ERP (dBm) = Reading (dBm) + Correction Factor (dB) – 2.15

LTE Band 12							
Channel Bandwidth: 3 MHz / QPSK							
Plane	Channel	Frequency (MHz)	Reading (dBm)	Correction Factor (dB)	ERP (dBm)	ERP (mW)	Polarization (H/V)
X	23025	700.5	-11.03	32.719	19.54	89.93	H
	23095	707.5	-11.10	32.736	19.49	88.84	
	23165	714.5	-10.94	32.591	19.50	89.15	
	23025	700.5	-16.97	32.69	13.57	22.75	V
	23095	707.5	-17.20	32.81	13.46	22.18	
	23165	714.5	-17.10	32.74	13.49	22.34	
Channel Bandwidth: 3 MHz / 16QAM							
X	23025	700.5	-12.04	32.719	18.53	71.27	H
	23095	707.5	-12.10	32.736	18.49	70.57	
	23165	714.5	-11.94	32.591	18.50	70.81	
	23025	700.5	-17.97	32.69	12.57	18.07	V
	23095	707.5	-18.20	32.81	12.46	17.62	
	23165	714.5	-18.11	32.74	12.48	17.70	

Note: ERP (dBm) = Reading (dBm) + Correction Factor (dB) – 2.15



LTE Band 12							
Channel Bandwidth: 5 MHz / QPSK							
Plane	Channel	Frequency (MHz)	Reading (dBm)	Correction Factor (dB)	ERP (dBm)	ERP (mW)	Polarization (H/V)
X	23035	701.5	-10.99	32.719	19.58	90.76	H
	23095	707.5	-11.07	32.736	19.52	89.45	
	23155	713.5	-10.90	32.591	19.54	89.97	
	23035	701.5	-16.93	32.69	13.61	22.96	V
	23095	707.5	-17.16	32.81	13.50	22.39	
	23155	713.5	-17.07	32.74	13.52	22.49	
Channel Bandwidth: 5 MHz / 16QAM							
X	23035	701.5	-12.00	32.719	18.57	71.93	H
	23095	707.5	-12.07	32.736	18.52	71.06	
	23155	713.5	-11.91	32.591	18.53	71.30	
	23035	701.5	-17.93	32.69	12.61	18.24	V
	23095	707.5	-18.17	32.81	12.49	17.74	
	23155	713.5	-18.08	32.74	12.51	17.82	

Note: ERP (dBm) = Reading (dBm) + Correction Factor (dB) – 2.15

LTE Band 12							
Channel Bandwidth: 10 MHz / QPSK							
Plane	Channel	Frequency (MHz)	Reading (dBm)	Correction Factor (dB)	ERP (dBm)	ERP (mW)	Polarization (H/V)
X	23060	704.0	-10.95	32.727	19.63	91.77	H
	23095	707.5	-11.03	32.739	19.56	90.34	
	23130	711.0	-11.00	32.728	19.58	90.74	
	23060	704.0	-16.95	32.75	13.65	23.17	V
	23095	707.5	-17.12	32.81	13.54	22.59	
	23130	711.0	-17.13	32.84	13.56	22.70	
Channel Bandwidth: 10 MHz / 16QAM							
X	23060	704.0	-11.96	32.727	18.62	72.73	H
	23095	707.5	-12.04	32.739	18.55	71.60	
	23130	711.0	-12.00	32.728	18.58	72.08	
	23060	704.0	-17.95	32.75	12.65	18.41	V
	23095	707.5	-18.12	32.81	12.54	17.95	
	23130	711.0	-18.14	32.84	12.55	17.99	

Note: ERP (dBm) = Reading (dBm) + Correction Factor (dB) – 2.15

## Antenna 2

LTE Band 12							
Channel Bandwidth: 1.4 MHz / QPSK							
Plane	Channel	Frequency (MHz)	Reading (dBm)	Correction Factor (dB)	ERP (dBm)	ERP (mW)	Polarization (H/V)
X	23017	699.7	-9.14	32.719	21.43	138.96	H
	23095	707.5	-8.91	32.736	21.68	147.10	
	23173	715.3	-8.87	32.591	21.57	143.58	
	23017	699.7	-12.13	32.69	18.41	69.34	V
	23095	707.5	-12.04	32.81	18.62	72.78	
	23173	715.3	-12.06	32.74	18.53	71.29	
Channel Bandwidth: 1.4 MHz / 16QAM							
X	23017	699.7	-10.14	32.719	20.43	110.38	H
	23095	707.5	-9.91	32.736	20.68	116.84	
	23173	715.3	-9.87	32.591	20.57	114.05	
	23017	699.7	-13.14	32.69	17.40	54.95	V
	23095	707.5	-13.04	32.81	17.62	57.81	
	23173	715.3	-13.07	32.74	17.52	56.49	

Note: ERP (dBm) = Reading (dBm) + Correction Factor (dB) – 2.15

LTE Band 12							
Channel Bandwidth: 3 MHz / QPSK							
Plane	Channel	Frequency (MHz)	Reading (dBm)	Correction Factor (dB)	ERP (dBm)	ERP (mW)	Polarization (H/V)
X	23025	700.5	-9.10	32.719	21.47	140.25	H
	23095	707.5	-8.87	32.736	21.72	148.46	
	23165	714.5	-8.84	32.591	21.60	144.58	
	23025	700.5	-12.09	32.69	18.45	69.98	V
	23095	707.5	-12.00	32.81	18.66	73.45	
	23165	714.5	-12.02	32.74	18.57	71.94	
Channel Bandwidth: 3 MHz / 16QAM							
X	23025	700.5	-10.10	32.719	20.47	111.40	H
	23095	707.5	-9.87	32.736	20.72	117.92	
	23165	714.5	-9.85	32.591	20.59	114.58	
	23025	700.5	-13.10	32.69	17.44	55.46	V
	23095	707.5	-13.01	32.81	17.65	58.21	
	23165	714.5	-13.02	32.74	17.57	57.15	

Note: ERP (dBm) = Reading (dBm) + Correction Factor (dB) – 2.15

LTE Band 12							
Channel Bandwidth: 5 MHz / QPSK							
Plane	Channel	Frequency (MHz)	Reading (dBm)	Correction Factor (dB)	ERP (dBm)	ERP (mW)	Polarization (H/V)
X	23035	701.5	-9.06	32.719	21.51	141.55	H
	23095	707.5	-8.84	32.736	21.75	149.49	
	23155	713.5	-8.80	32.591	21.64	145.92	
	23035	701.5	-12.05	32.69	18.49	70.63	V
	23095	707.5	-11.96	32.81	18.70	74.13	
	23155	713.5	-11.98	32.74	18.61	72.61	
Channel Bandwidth: 5 MHz / 16QAM							
X	23035	701.5	-10.06	32.719	20.51	112.43	H
	23095	707.5	-9.85	32.736	20.74	118.47	
	23155	713.5	-9.80	32.591	20.64	115.90	
	23035	701.5	-13.06	32.69	17.48	55.98	V
	23095	707.5	-12.96	32.81	17.70	58.88	
	23155	713.5	-12.98	32.74	17.61	57.68	

Note: ERP (dBm) = Reading (dBm) + Correction Factor (dB) – 2.15

LTE Band 12							
Channel Bandwidth: 10 MHz / QPSK							
Plane	Channel	Frequency (MHz)	Reading (dBm)	Correction Factor (dB)	ERP (dBm)	ERP (mW)	Polarization (H/V)
X	23060	704.0	-9.02	32.727	21.56	143.12	H
	23095	707.5	-8.80	32.739	21.79	150.97	
	23130	711.0	-8.91	32.728	21.67	146.82	
	23060	704.0	-12.08	32.75	18.52	71.12	V
	23095	707.5	-11.92	32.81	18.74	74.82	
	23130	711.0	-12.04	32.84	18.65	73.28	
Channel Bandwidth: 10 MHz / 16QAM							
X	23060	704.0	-10.02	32.727	20.56	113.68	H
	23095	707.5	-9.80	32.739	20.79	119.92	
	23130	711.0	-9.92	32.728	20.66	116.36	
	23060	704.0	-13.08	32.75	17.52	56.49	V
	23095	707.5	-12.93	32.81	17.73	59.29	
	23130	711.0	-13.04	32.84	17.65	58.21	

Note: ERP (dBm) = Reading (dBm) + Correction Factor (dB) – 2.15

**EIRP Power (dBm)**
**Antenna 1**

LTE Band 4							
Channel Bandwidth: 1.4 MHz / QPSK							
Plane	Channel	Frequency (MHz)	Reading (dBm)	Correction Factor (dB)	EIRP (dBm)	EIRP (mW)	Polarization (H/V)
X	19957	1710.7	-18.01	42.49	24.48	280.22	H
	20175	1732.5	-18.00	42.33	24.33	270.83	
	20393	1754.3	-17.88	42.10	24.22	264.24	
	19957	1710.7	-22.56	42.99	20.43	110.41	V
	20175	1732.5	-22.49	42.74	20.25	105.93	
	20393	1754.3	-22.03	42.21	20.18	104.23	
Channel Bandwidth: 1.4 MHz / 16QAM							
X	19957	1710.7	-18.89	42.49	23.60	228.82	H
	20175	1732.5	-18.95	42.33	23.38	217.62	
	20393	1754.3	-18.72	42.10	23.38	217.77	
	19957	1710.7	-23.85	42.99	19.14	82.04	V
	20175	1732.5	-23.67	42.74	19.07	80.72	
	20393	1754.3	-22.56	42.21	19.65	92.26	

Note: EIRP (dBm) = Reading (dBm) + Correction Factor (dB)

LTE Band 4							
Channel Bandwidth: 3 MHz / QPSK							
Plane	Channel	Frequency (MHz)	Reading (dBm)	Correction Factor (dB)	EIRP (dBm)	EIRP (mW)	Polarization (H/V)
X	19965	1711.5	-18.05	42.49	24.44	277.65	H
	20175	1732.5	-17.89	42.33	24.44	277.78	
	20385	1753.5	-17.43	42.10	24.67	293.09	
	19965	1711.5	-22.15	42.99	20.84	121.34	V
	20175	1732.5	-22.28	42.74	20.46	111.17	
	20385	1753.5	-21.97	42.21	20.24	105.68	
Channel Bandwidth: 3 MHz / 16QAM							
X	19965	1711.5	-18.98	42.49	23.51	224.13	H
	20175	1732.5	-18.57	42.33	23.76	237.52	
	20385	1753.5	-18.76	42.10	23.34	215.77	
	19965	1711.5	-23.84	42.99	19.15	82.22	V
	20175	1732.5	-23.48	42.74	19.26	84.33	
	20385	1753.5	-22.97	42.21	19.24	83.95	

Note: EIRP (dBm) = Reading (dBm) + Correction Factor (dB)

LTE Band 4							
Channel Bandwidth: 5 MHz / QPSK							
Plane	Channel	Frequency (MHz)	Reading (dBm)	Correction Factor (dB)	EIRP (dBm)	EIRP (mW)	Polarization (H/V)
X	19975	1712.5	-17.89	42.49	24.60	288.07	H
	20175	1732.5	-17.84	42.33	24.49	281.00	
	20375	1752.5	-18.04	42.10	24.06	254.68	
	19975	1712.5	-22.98	42.99	20.01	100.23	V
	20175	1732.5	-21.87	42.74	20.87	122.18	
	20375	1752.5	-21.76	42.21	20.45	110.92	
Channel Bandwidth: 5 MHz / 16QAM							
X	19975	1712.5	-18.75	42.49	23.74	236.32	H
	20175	1732.5	-18.94	42.33	23.39	218.12	
	20375	1752.5	-18.81	42.10	23.29	213.30	
	19975	1712.5	-23.51	42.99	19.48	88.72	V
	20175	1732.5	-22.96	42.74	19.78	95.06	
	20375	1752.5	-22.84	42.21	19.37	86.50	

Note: EIRP (dBm) = Reading (dBm) + Correction Factor (dB)

LTE Band 4							
Channel Bandwidth: 10 MHz / QPSK							
Plane	Channel	Frequency (MHz)	Reading (dBm)	Correction Factor (dB)	EIRP (dBm)	EIRP (mW)	Polarization (H/V)
X	20000	1715.0	-17.86	42.49	24.63	290.07	H
	20175	1732.5	-18.24	42.33	24.09	256.27	
	20350	1750.0	-17.91	42.10	24.19	262.42	
	20000	1715.0	-22.04	42.99	20.95	124.45	V
	20175	1732.5	-22.24	42.74	20.50	112.20	
	20350	1750.0	-21.92	42.21	20.29	106.91	
Channel Bandwidth: 10 MHz / 16QAM							
X	20000	1715.0	-18.65	42.49	23.84	241.82	H
	20175	1732.5	-18.94	42.33	23.39	218.12	
	20350	1750.0	-18.75	42.10	23.35	216.27	
	20000	1715.0	-23.54	42.99	19.45	88.10	V
	20175	1732.5	-23.14	42.74	19.60	91.20	
	20350	1750.0	-22.56	42.21	19.65	92.26	

Note: EIRP (dBm) = Reading (dBm) + Correction Factor (dB)

LTE Band 4							
Channel Bandwidth: 15 MHz / QPSK							
Plane	Channel	Frequency (MHz)	Reading (dBm)	Correction Factor (dB)	EIRP (dBm)	EIRP (mW)	Polarization (H/V)
X	20025	1717.5	-17.96	42.49	24.53	283.47	H
	20175	1732.5	-18.24	42.33	24.09	256.27	
	20325	1747.5	-17.81	42.10	24.29	268.53	
	20025	1717.5	-22.68	42.99	20.31	107.40	V
	20175	1732.5	-22.59	42.74	20.15	103.51	
	20325	1747.5	-22.01	42.21	20.20	104.71	
Channel Bandwidth: 15 MHz / 16QAM							
X	20025	1717.5	-18.61	42.49	23.88	244.06	H
	20175	1732.5	-18.87	42.33	23.46	221.67	
	20325	1747.5	-18.46	42.10	23.64	231.21	
	20025	1717.5	-23.50	42.99	19.49	88.92	V
	20175	1732.5	-23.41	42.74	19.33	85.70	
	20325	1747.5	-22.89	42.21	19.32	85.51	

Note: EIRP (dBm) = Reading (dBm) + Correction Factor (dB)

LTE Band 4							
Channel Bandwidth: 20 MHz / QPSK							
Plane	Channel	Frequency (MHz)	Reading (dBm)	Correction Factor (dB)	EIRP (dBm)	EIRP (mW)	Polarization (H/V)
X	20050	1720.0	-17.54	42.49	24.95	312.25	H
	20175	1732.5	-17.87	42.33	24.46	279.06	
	20300	1745.0	-18.10	42.10	24.00	251.19	
	20050	1720.0	-22.45	42.99	20.54	113.24	V
	20175	1732.5	-22.65	42.74	20.09	102.09	
	20300	1745.0	-21.74	42.21	20.47	111.43	
Channel Bandwidth: 20 MHz / 16QAM							
X	20050	1720.0	-18.57	42.49	23.92	246.32	H
	20175	1732.5	-18.79	42.33	23.54	225.79	
	20300	1745.0	-18.91	42.10	23.19	208.45	
	20050	1720.0	-23.68	42.99	19.31	85.31	V
	20175	1732.5	-23.57	42.74	19.17	82.60	
	20300	1745.0	-22.95	42.21	19.26	84.33	

Note: EIRP (dBm) = Reading (dBm) + Correction Factor (dB)

**Antenna 2**

LTE Band 4							
Channel Bandwidth: 1.4 MHz / QPSK							
Plane	Channel	Frequency (MHz)	Reading (dBm)	Correction Factor (dB)	EIRP (dBm)	EIRP (mW)	Polarization (H/V)
X	19957	1710.7	-18.18	42.49	24.31	269.46	H
	20175	1732.5	-18.10	42.33	24.23	264.67	
	20393	1754.3	-17.91	42.10	24.19	262.42	
	19957	1710.7	-22.70	42.99	20.29	106.91	V
	20175	1732.5	-22.53	42.74	20.21	104.95	
	20393	1754.3	-22.12	42.21	20.09	102.09	
Channel Bandwidth: 1.4 MHz / 16QAM							
X	19957	1710.7	-19.18	42.49	23.31	214.04	H
	20175	1732.5	-19.11	42.33	23.22	209.75	
	20393	1754.3	-18.91	42.10	23.19	208.45	
	19957	1710.7	-23.70	42.99	19.29	84.92	V
	20175	1732.5	-23.53	42.74	19.21	83.37	
	20393	1754.3	-23.13	42.21	19.08	80.91	

Note: EIRP (dBm) = Reading (dBm) + Correction Factor (dB)

LTE Band 4							
Channel Bandwidth: 3 MHz / QPSK							
Plane	Channel	Frequency (MHz)	Reading (dBm)	Correction Factor (dB)	EIRP (dBm)	EIRP (mW)	Polarization (H/V)
X	19965	1711.5	-18.15	42.49	24.34	271.33	H
	20175	1732.5	-18.06	42.33	24.27	267.12	
	20385	1753.5	-17.87	42.10	24.23	264.85	
	19965	1711.5	-22.66	42.99	20.33	107.89	V
	20175	1732.5	-22.50	42.74	20.24	105.68	
	20385	1753.5	-22.08	42.21	20.13	103.04	
Channel Bandwidth: 3 MHz / 16QAM							
X	19965	1711.5	-19.16	42.49	23.33	215.03	H
	20175	1732.5	-19.06	42.33	23.27	212.18	
	20385	1753.5	-18.87	42.10	23.23	210.38	
	19965	1711.5	-23.66	42.99	19.33	85.70	V
	20175	1732.5	-23.50	42.74	19.24	83.95	
	20385	1753.5	-23.09	42.21	19.12	81.66	

Note: EIRP (dBm) = Reading (dBm) + Correction Factor (dB)

LTE Band 4							
Channel Bandwidth: 5 MHz / QPSK							
Plane	Channel	Frequency (MHz)	Reading (dBm)	Correction Factor (dB)	EIRP (dBm)	EIRP (mW)	Polarization (H/V)
X	19975	1712.5	-18.11	42.49	24.38	273.84	H
	20175	1732.5	-18.02	42.33	24.31	269.59	
	20375	1752.5	-17.83	42.10	24.27	267.30	
	19975	1712.5	-22.62	42.99	20.37	108.89	V
	20175	1732.5	-22.46	42.74	20.28	106.66	
	20375	1752.5	-22.05	42.21	20.16	103.75	
Channel Bandwidth: 5 MHz / 16QAM							
X	19975	1712.5	-19.12	42.49	23.37	217.02	H
	20175	1732.5	-19.02	42.33	23.31	214.14	
	20375	1752.5	-18.84	42.10	23.26	211.84	
	19975	1712.5	-23.62	42.99	19.37	86.50	V
	20175	1732.5	-23.47	42.74	19.27	84.53	
	20375	1752.5	-23.06	42.21	19.15	82.22	

Note: EIRP (dBm) = Reading (dBm) + Correction Factor (dB)

LTE Band 4							
Channel Bandwidth: 10 MHz / QPSK							
Plane	Channel	Frequency (MHz)	Reading (dBm)	Correction Factor (dB)	EIRP (dBm)	EIRP (mW)	Polarization (H/V)
X	20000	1715.0	-18.07	42.49	24.42	276.38	H
	20175	1732.5	-17.98	42.33	24.35	272.08	
	20350	1750.0	-17.79	42.10	24.31	269.77	
	20000	1715.0	-22.59	42.99	20.40	109.65	V
	20175	1732.5	-22.42	42.74	20.32	107.65	
	20350	1750.0	-22.01	42.21	20.20	104.71	
Channel Bandwidth: 10 MHz / 16QAM							
X	20000	1715.0	-19.07	42.49	23.42	219.53	H
	20175	1732.5	-18.98	42.33	23.35	216.12	
	20350	1750.0	-18.80	42.10	23.30	213.80	
	20000	1715.0	-23.60	42.99	19.39	86.90	V
	20175	1732.5	-23.42	42.74	19.32	85.51	
	20350	1750.0	-23.01	42.21	19.20	83.18	

Note: EIRP (dBm) = Reading (dBm) + Correction Factor (dB)



LTE Band 4							
Channel Bandwidth: 15 MHz / QPSK							
Plane	Channel	Frequency (MHz)	Reading (dBm)	Correction Factor (dB)	EIRP (dBm)	EIRP (mW)	Polarization (H/V)
X	20025	1717.5	-18.04	42.49	24.45	278.29	H
	20175	1732.5	-17.94	42.33	24.39	274.60	
	20325	1747.5	-17.75	42.10	24.35	272.27	
	20025	1717.5	-22.55	42.99	20.44	110.66	V
	20175	1732.5	-22.38	42.74	20.36	108.64	
	20325	1747.5	-21.92	42.21	20.29	106.91	
Channel Bandwidth: 15 MHz / 16QAM							
X	20025	1717.5	-19.04	42.49	23.45	221.05	H
	20175	1732.5	-18.95	42.33	23.38	217.62	
	20325	1747.5	-18.75	42.10	23.35	216.27	
	20025	1717.5	-23.55	42.99	19.44	87.90	V
	20175	1732.5	-23.39	42.74	19.35	86.10	
	20325	1747.5	-22.92	42.21	19.29	84.92	

Note: EIRP (dBm) = Reading (dBm) + Correction Factor (dB)

LTE Band 4							
Channel Bandwidth: 20 MHz / QPSK							
Plane	Channel	Frequency (MHz)	Reading (dBm)	Correction Factor (dB)	EIRP (dBm)	EIRP (mW)	Polarization (H/V)
X	20050	1720.0	-18.00	42.49	24.49	280.87	H
	20175	1732.5	-17.90	42.33	24.43	277.14	
	20300	1745.0	-17.71	42.10	24.39	274.79	
	20050	1720.0	-22.52	42.99	20.47	111.43	V
	20175	1732.5	-22.34	42.74	20.40	109.65	
	20300	1745.0	-21.88	42.21	20.33	107.89	
Channel Bandwidth: 20 MHz / 16QAM							
X	20050	1720.0	-19.01	42.49	23.48	222.59	H
	20175	1732.5	-18.90	42.33	23.43	220.14	
	20300	1745.0	-18.72	42.10	23.38	217.77	
	20050	1720.0	-23.52	42.99	19.47	88.51	V
	20175	1732.5	-23.35	42.74	19.39	86.90	
	20300	1745.0	-22.88	42.21	19.33	85.70	

Note: EIRP (dBm) = Reading (dBm) + Correction Factor (dB)

## 4.2 Radiated Emission Measurement

### 4.2.1 Limits of Radiated Emission Measurement

- a. The power of any emission outside a licensee's frequency block shall be attenuated below the transmitter power (P) by at least  $43 + 10 \log (P)$  dB. The limit of emission is equal to -13 dBm.

### 4.2.2 Test Procedure

- a. Substitution method is used for E.I.R.P measurement. In the semi-anechoic chamber, EUT placed on the 0.8 m (below or equal 1 GHz) and/or 1.5 m (above 1 GHz) height of Turn Table, rotated the table around 360 degrees to search the maximum radiation power and receiver antenna shall be rotated vertical and horizontal polarization and moved height from 1 m to 4 m to find the maximum polar radiated power. The "Read Value" is the spectrum reading the maximum power value.
- b. The substitution horn antenna is substituted for EUT at the same position and signals generator export the CW signal to the substitution antenna via a TX cable. Rotated the Turn Table and moved receiving antenna to find the maximum radiation power. Adjust output power level of S.G to get a Value of spectrum reading equal to "Read Value" of step a. Record the power level of S.G.
- c.  $EIRP = \text{Output power level of S.G} - \text{TX cable loss} + \text{Antenna gain of substitution horn}$ .
- d. E.R.P power can be calculated form E.I.R.P power by subtracting the gain of dipole,  $E.R.P \text{ power} = E.I.R.P \text{ power} - 2.15 \text{ dB}$ .

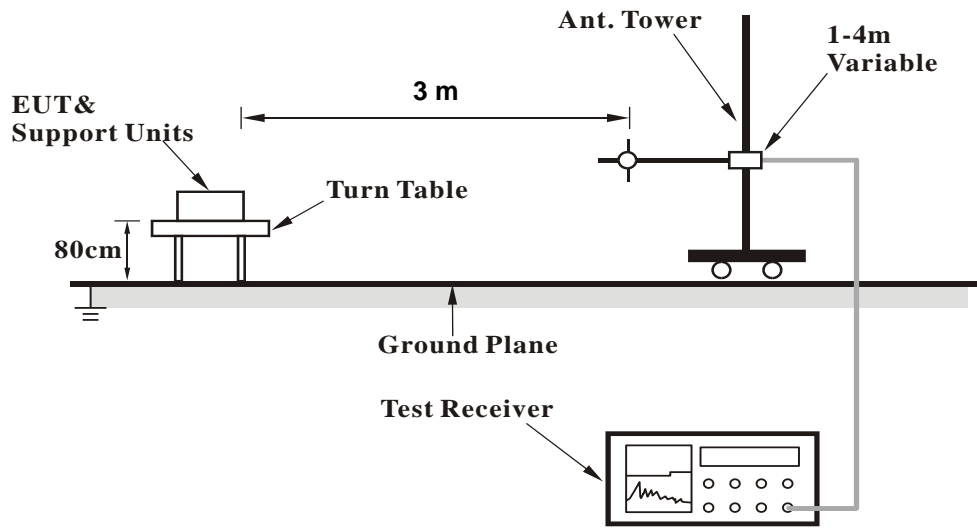
**Note:** The resolution bandwidth of spectrum analyzer is 1 MHz and the video bandwidth is 3 MHz.

### 4.2.3 Deviation from Test Standard

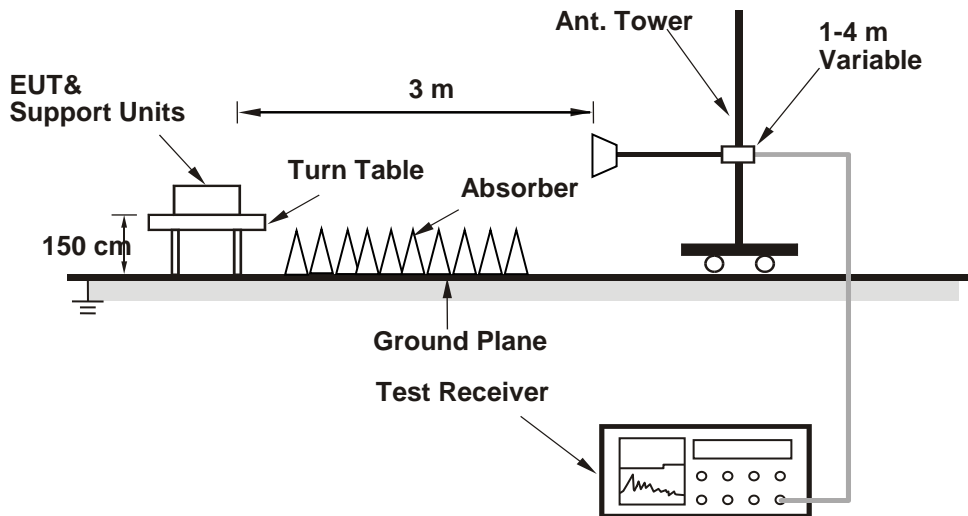
No deviation.

4.2.4 Test Setup

<Radiated Emission below or equal 1 GHz>



<Radiated Emission above 1 GHz>



For the actual test configuration, please refer to the attached file (Test Setup Photo).

4.2.5 Test Results

Antenna 1

LTE Band 4

Channel Bandwidth: 1.4 MHz / QPSK

Low Channel

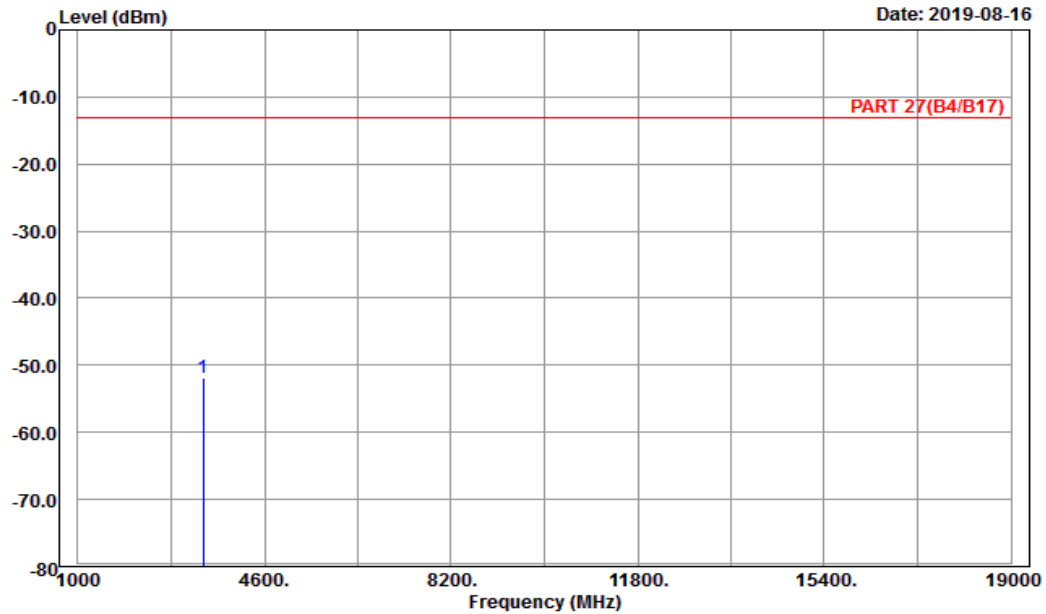


Bureau Veritas Consumer Products Services Ltd., Taoyuan Branch

A D T

Data: 9

Date: 2019-08-16



Site : 966 chamber 1  
 Condition: PART 27(B4/B17) Horizontal  
 Remark : LTE\_Band 4\_Link\_L-CH  
 Tested by: Karl Lee

	Freq	Level	Read Level	Factor	Limit Line	Over Limit	Remark
	MHz	dBm	dBm	dB	dBm	dB	
1	pp 3421.40	-51.95	-66.32	14.37	-13.00	-38.95	Peak

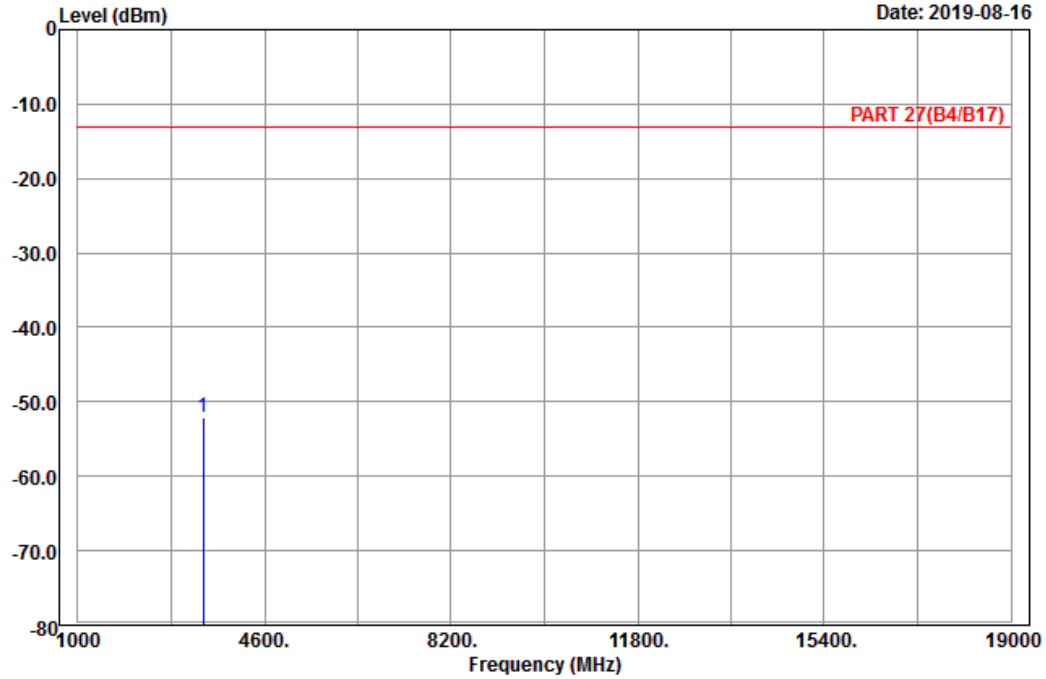


Bureau Veritas Consumer Products Services Ltd., Taoyuan Branch

A D T

Data: 10

Date: 2019-08-16



Site : 966 chamber 1  
 Condition: PART 27(B4/B17) Vertical  
 Remark : LTE\_Band 4\_Link\_L-CH  
 Tested by: Karl Lee

	Freq	Level	Read Level	Factor	Limit Line	Over Limit	Remark
	MHz	dBm	dBm	dB	dBm	dB	
1 pp	3421.40	-52.15	-66.52	14.37	-13.00	-39.15	Peak

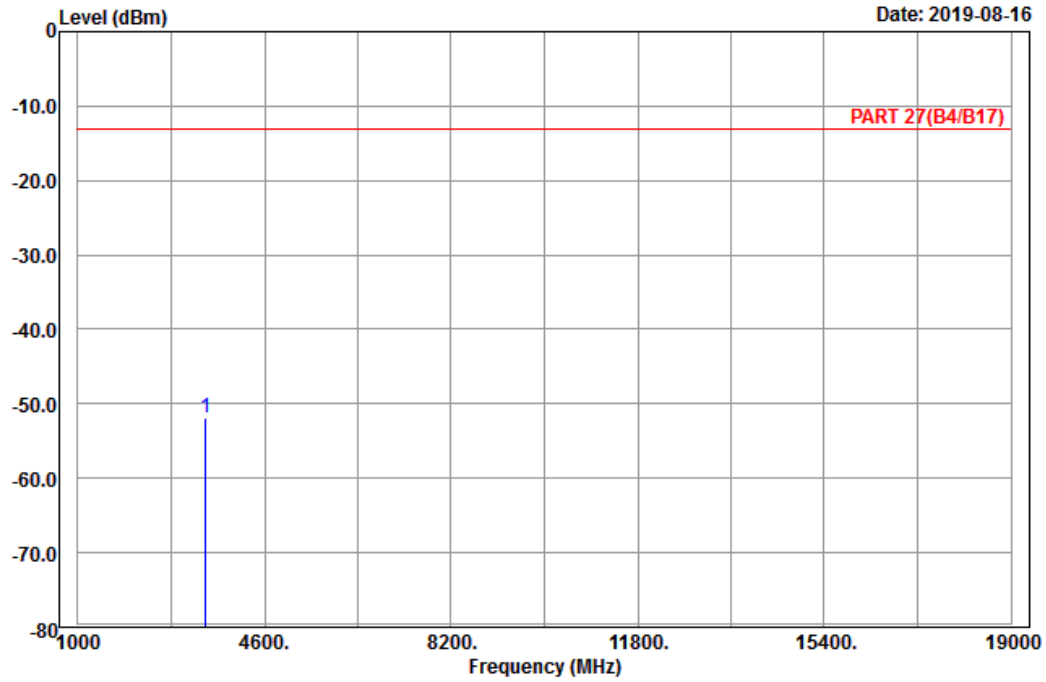
Middle Channel



Bureau Veritas Consumer Products Services Ltd., Taoyuan Branch

A D T

Data: 9



Site : 966 chamber 1  
 Condition: PART 27(B4/B17) Horizontal  
 Remark : LTE\_Band 4\_Link\_M-CH  
 Tested by: Karl Lee

	Read	Limit	Over	
Freq	Level	Level	Factor	Line
MHz	dBm	dBm	dB	dBm
1 pp 3465.00	-51.84	-66.18	14.34	-13.00
				-38.84 Peak

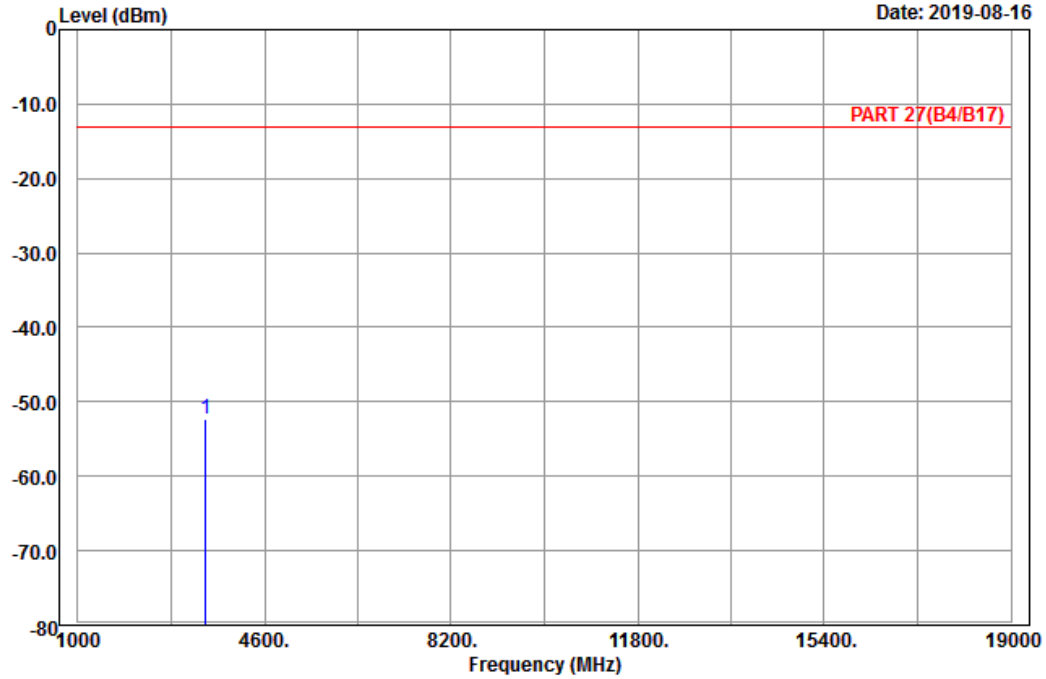


Bureau Veritas Consumer Products Services Ltd., Taoyuan Branch

A D T

Data: 10

Date: 2019-08-16



Site : 966 chamber 1  
 Condition: PART 27(B4/B17) Vertical  
 Remark : LTE\_Band 4\_Link\_M-CH  
 Tested by: Karl Lee

	Freq	Level	Read Level	Factor	Limit Line	Over Limit	Remark
	MHz	dBm	dBm	dB	dBm	dB	
1 pp	3465.00	-52.28	-66.62	14.34	-13.00	-39.28	Peak

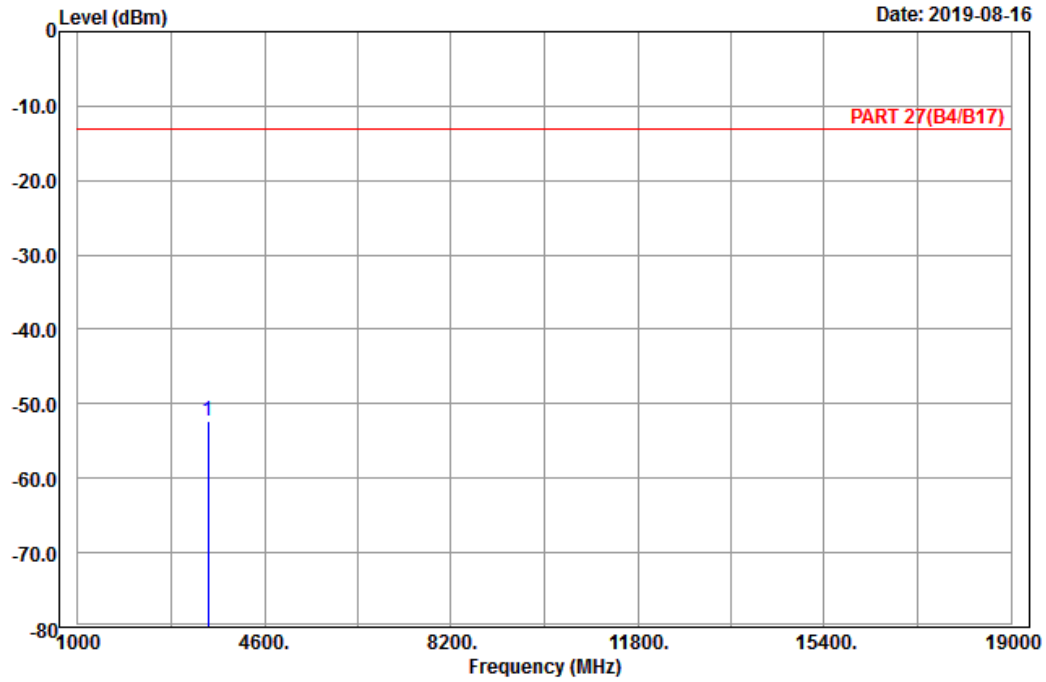
# High Channel



Bureau Veritas Consumer Products Services Ltd., Taoyuan Branch

A D T

Data: 9



Site : 966 chamber 1  
 Condition: PART 27(B4/B17) Horizontal  
 Remark : LTE\_Band 4\_Link\_H-CH  
 Tested by: Karl Lee

	Read	Limit	Over	
Freq	Level	Level	Factor	Line
MHz	dBm	dBm	dB	dBm
1 pp 3508.60	-52.34	-66.62	14.28	-13.00
				-39.34 Peak



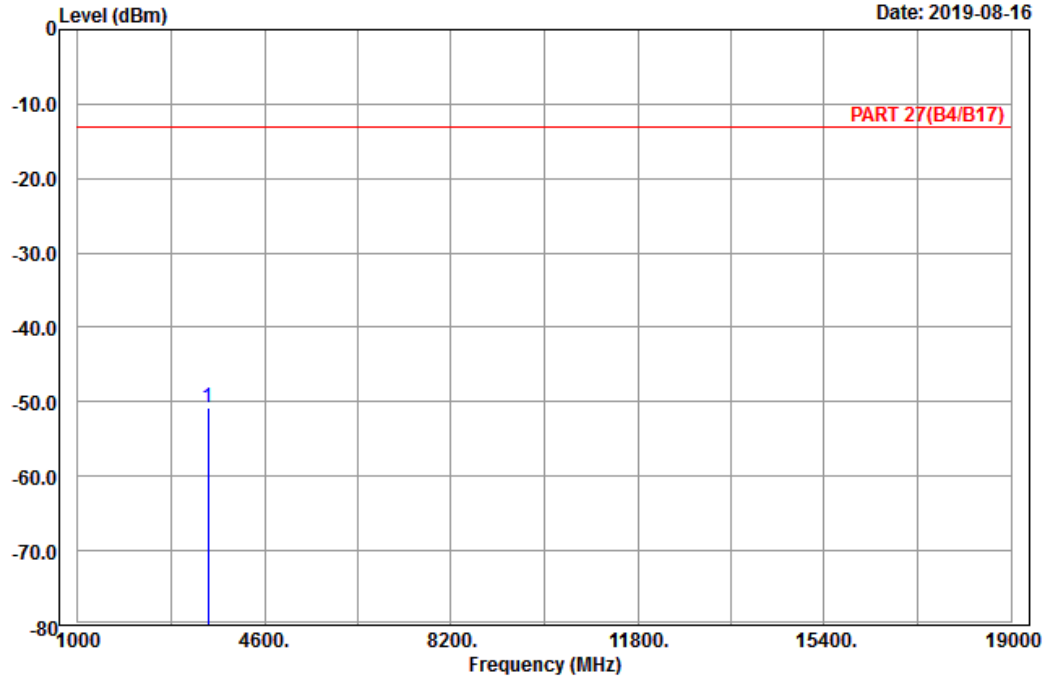


Bureau Veritas Consumer Products Services Ltd., Taoyuan Branch

A D T

Data: 10

Date: 2019-08-16



Site : 966 chamber 1  
 Condition: PART 27(B4/B17) Vertical  
 Remark : LTE\_Band 4\_Link\_H-CH  
 Tested by: Karl Lee

	Freq	Level	Read Level	Factor	Limit Line	Over Limit	Remark
	MHz	dBm	dBm	dB	dBm	dB	
1 pp	3508.60	-50.80	-65.08	14.28	-13.00	-37.80	Peak

Channel Bandwidth: 5 MHz / QPSK  
Low Channel

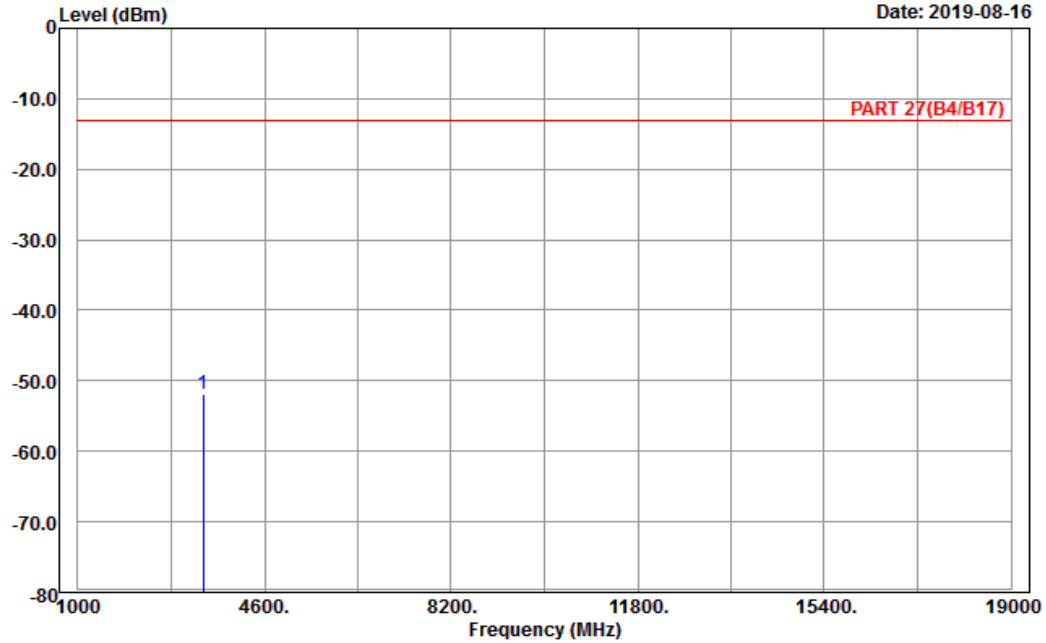


Bureau Veritas Consumer Products Services Ltd., Taoyuan Branch

A D T

Data: 9

Date: 2019-08-16



Site : 966 chamber 1  
Condition: PART 27(B4/B17) Horizontal  
Remark : LTE\_Band 4\_Link\_L-CH  
Tested by: Karl Lee

	Read	Limit	Over	
Freq	Level	Level	Factor	Line
MHz	dBm	dBm	dB	dBm
1 pp 3425.00	-51.96	-66.33	14.37	-13.00
				-38.96
				Peak

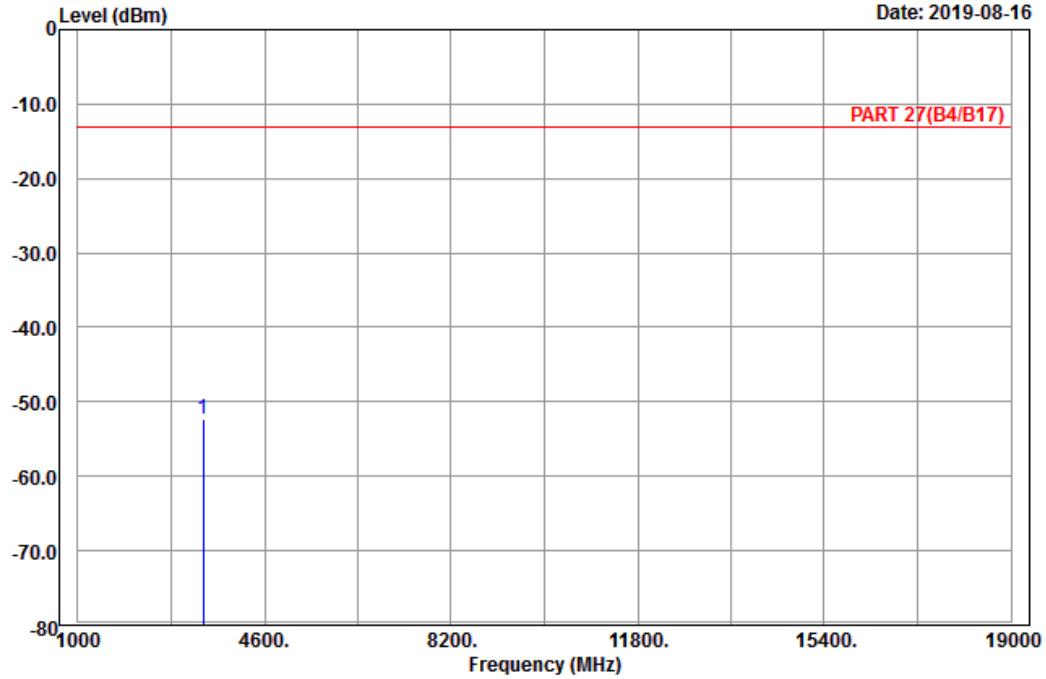


Bureau Veritas Consumer Products Services Ltd., Taoyuan Branch

A D T

Data: 10

Date: 2019-08-16



Site : 966 chamber 1  
 Condition: PART 27(B4/B17) Vertical  
 Remark : LTE\_Band 4\_Link\_L-CH  
 Tested by: Karl Lee

	Freq	Level	Read Level	Factor	Limit Line	Over Limit	Remark
	MHz	dBm	dBm	dB	dBm	dB	
1 pp	3425.00	-52.37	-66.74	14.37	-13.00	-39.37	Peak

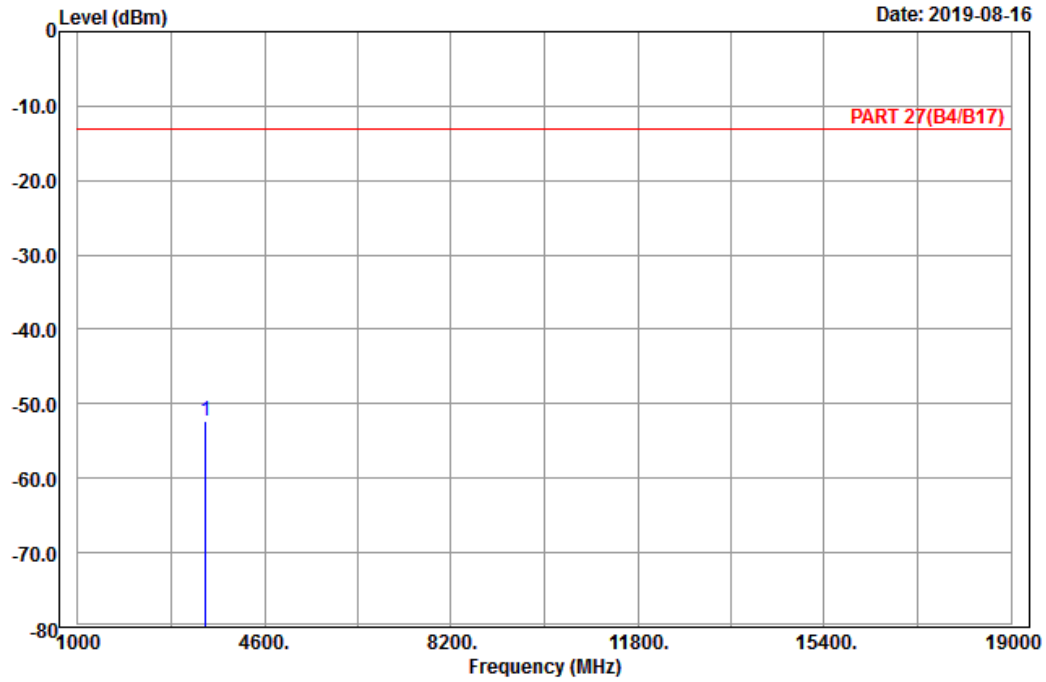
Middle Channel



Bureau Veritas Consumer Products Services Ltd., Taoyuan Branch

A D T

Data: 9



Site : 966 chamber 1  
 Condition: PART 27(B4/B17) Horizontal  
 Remark : LTE\_Band 4\_Link\_M-CH  
 Tested by: Karl Lee

Freq	Level	Read Level	Factor	Limit Line	Over Limit	Remark
MHz	dBm	dBm	dB	dBm	dB	
1 pp 3465.00	-52.23	-66.57	14.34	-13.00	-39.23	Peak

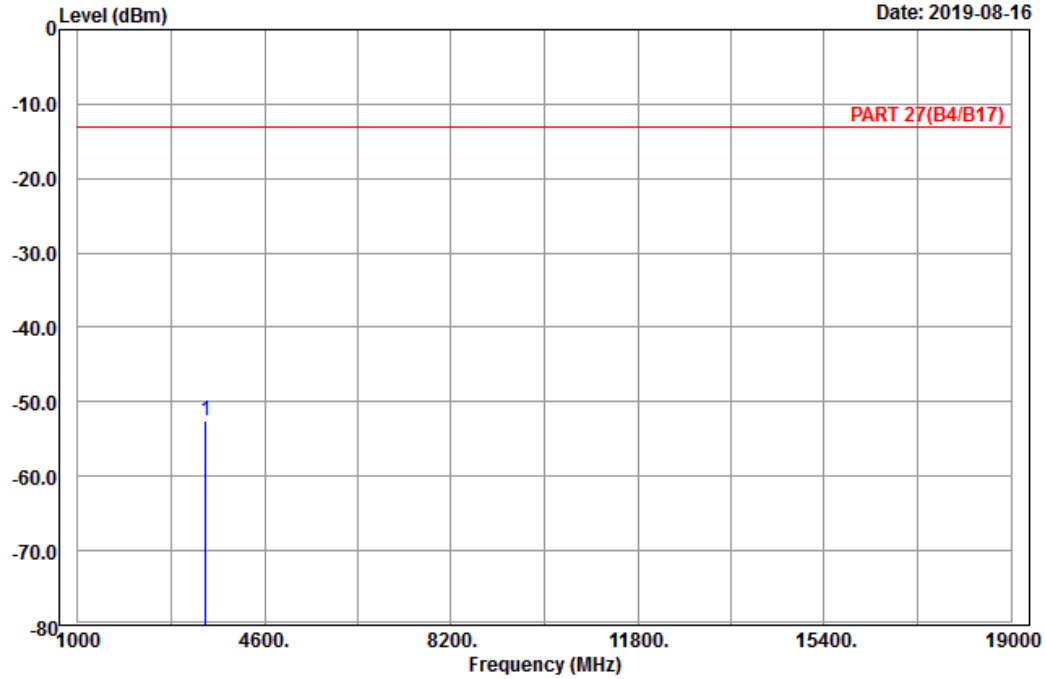


Bureau Veritas Consumer Products Services Ltd., Taoyuan Branch

A D T

Data: 10

Date: 2019-08-16



Site : 966 chamber 1  
 Condition: PART 27(B4/B17) Vertical  
 Remark : LTE\_Band 4\_Link\_M-CH  
 Tested by: Karl Lee

	Freq	Level	Read Level	Factor	Limit Line	Over Limit	Remark
	MHz	dBm	dBm	dB	dBm	dB	
1 pp	3465.00	-52.64	-66.98	14.34	-13.00	-39.64	Peak

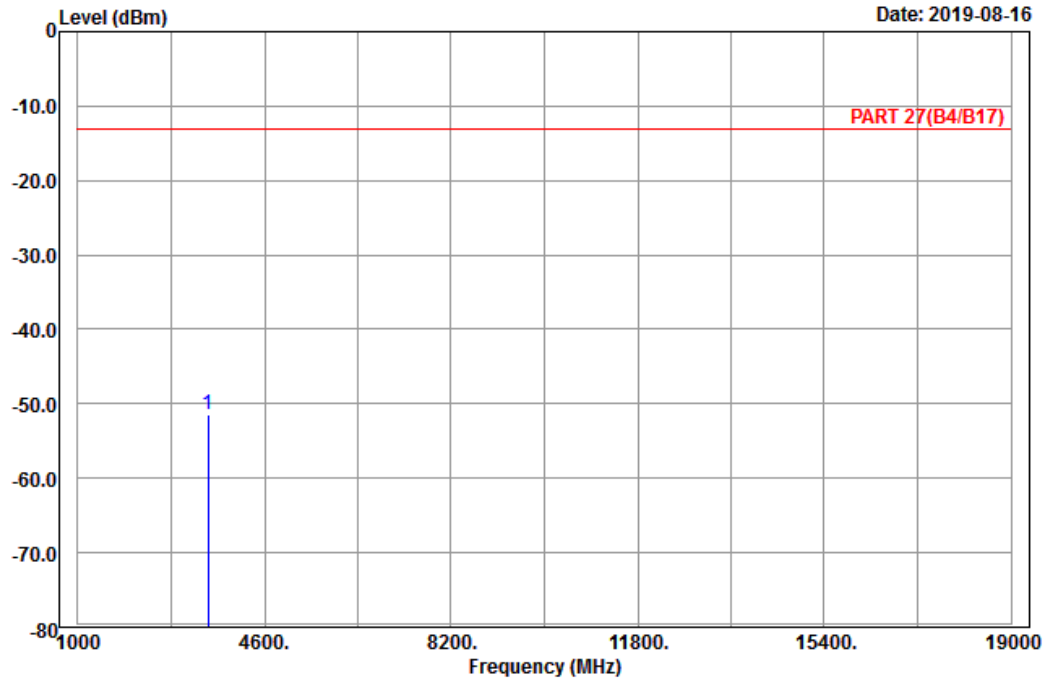
High Channel



Bureau Veritas Consumer Products Services Ltd., Taoyuan Branch

A D T

Data: 9



Site : 966 chamber 1  
 Condition: PART 27(B4/B17) Horizontal  
 Remark : LTE\_Band 4\_Link\_H-CH  
 Tested by: Karl Lee

Freq	Level	Read Level	Factor	Limit Line	Over Limit	Remark
MHz	dBm	dBm	dB	dBm	dB	
1 pp 3505.00	-51.45	-65.73	14.28	-13.00	-38.45	Peak

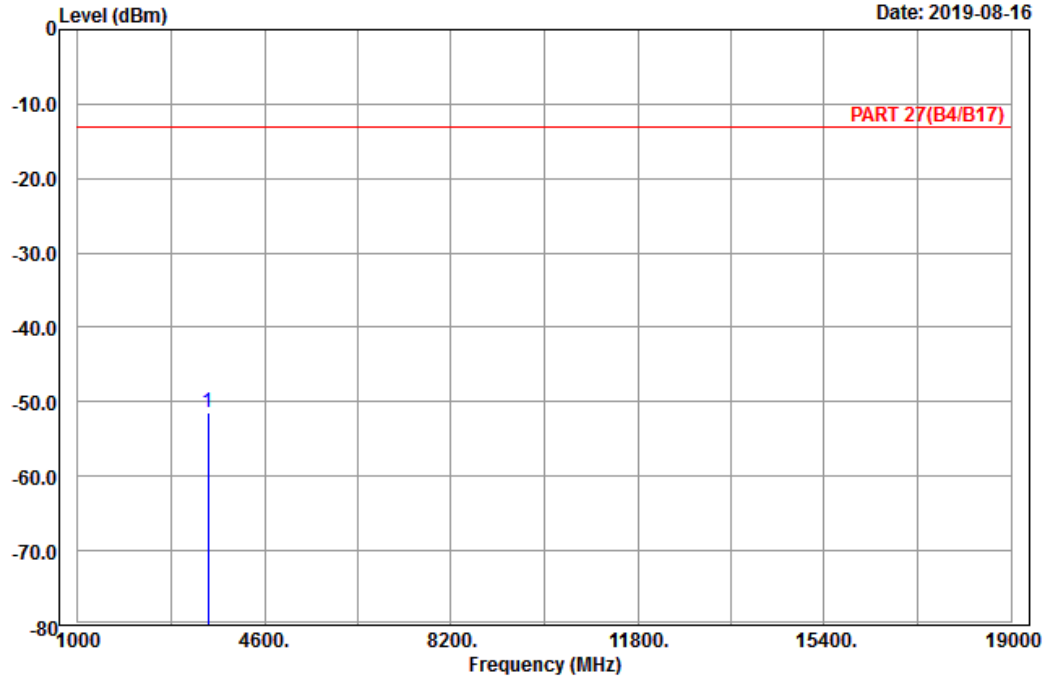


Bureau Veritas Consumer Products Services Ltd., Taoyuan Branch

A D T

Data: 10

Date: 2019-08-16



Site : 966 chamber 1  
 Condition: PART 27(B4/B17) Vertical  
 Remark : LTE\_Band 4\_Link\_H-CH  
 Tested by: Karl Lee

	Freq	Level	Read Level	Factor	Limit Line	Over Limit	Remark
	MHz	dBm	dBm	dB	dBm	dB	
1 pp	3505.00	-51.54	-65.82	14.28	-13.00	-38.54	Peak

Channel Bandwidth: 20 MHz / QPSK  
 Low Channel

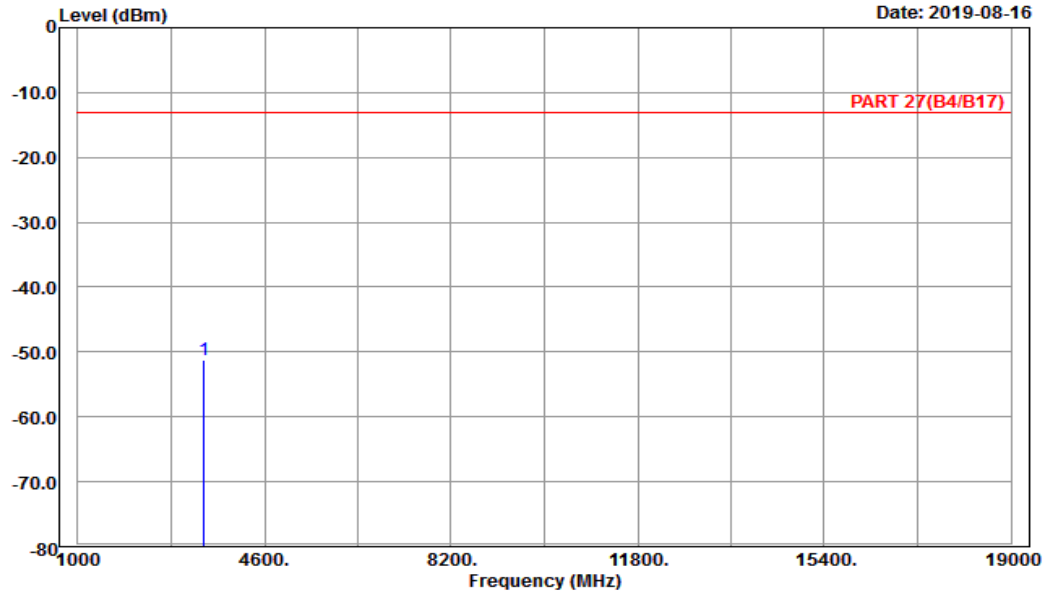


Bureau Veritas Consumer Products Services Ltd., Taoyuan Branch

A D T

Data: 9

Date: 2019-08-16



Site : 966 chamber 1  
 Condition: PART 27(B4/B17) Horizontal  
 Remark : LTE\_Band 4\_Link\_L-CH  
 Tested by: Karl Lee

	Read	Limit	Over	
Freq	Level	Level	Factor	Line
MHz	dBm	dBm	dB	dBm
1 pp 3440.00	-51.31	-65.66	14.35	-13.00
				-38.31
				Peak



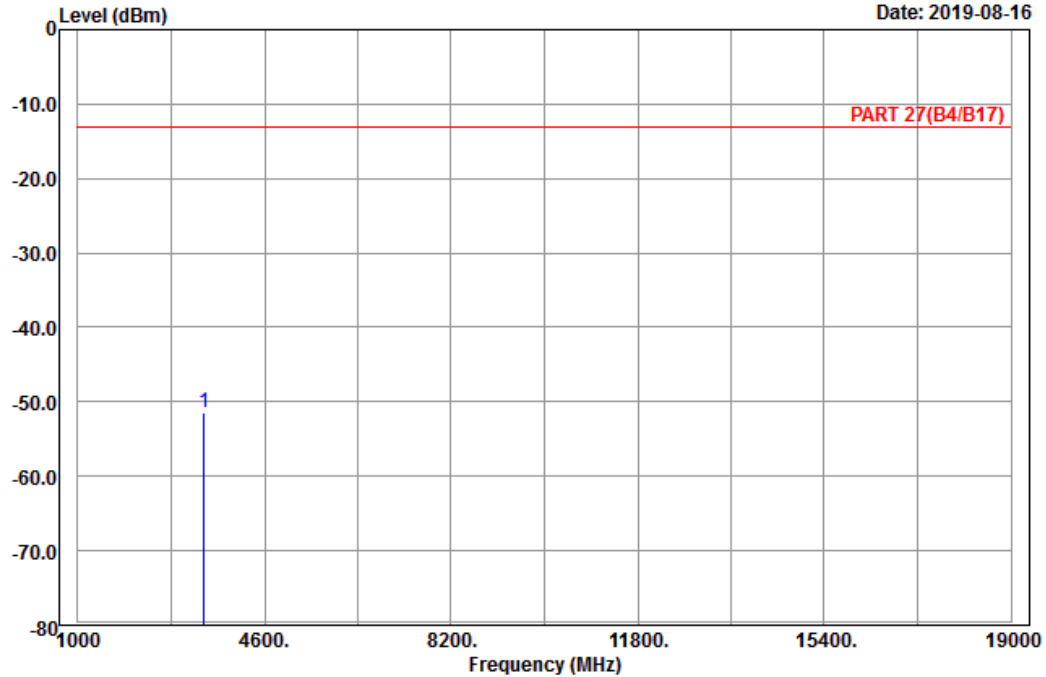


Bureau Veritas Consumer Products Services Ltd., Taoyuan Branch

A D T

Data: 10

Date: 2019-08-16



Site : 966 chamber 1  
 Condition: PART 27(B4/B17) Vertical  
 Remark : LTE\_Band 4\_Link\_L-CH  
 Tested by: Karl Lee

	Freq	Level	Read Level	Factor	Limit Line	Over Limit	Remark
	MHz	dBm	dBm	dB	dBm	dB	
1 pp	3440.00	-51.34	-65.69	14.35	-13.00	-38.34	Peak

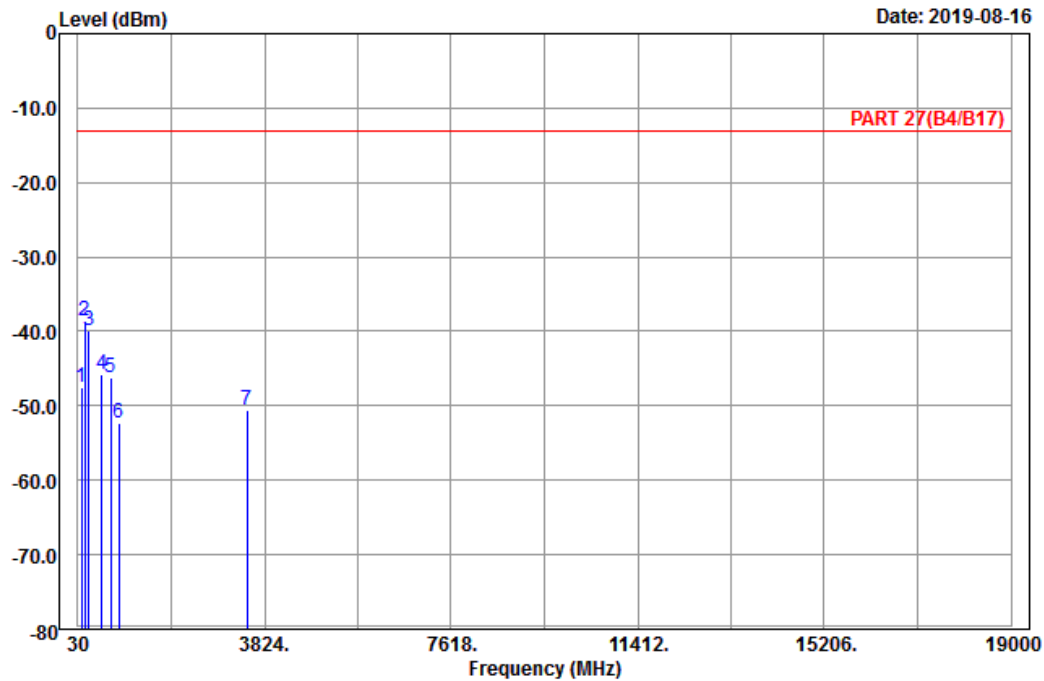
Middle Channel



Bureau Veritas Consumer Products Services Ltd., Taoyuan Branch

A D T

Data: 13



Site : 966 chamber 1  
 Condition: PART 27(B4/B17) Horizontal  
 Remark : LTE\_Band 4\_Link\_M-CH  
 Tested by: Karl Lee

	Freq	Level	Read Level	Factor	Limit Line	Over Limit	Remark
	MHz	dBm	dBm	dB	dBm	dB	
1	111.27	-47.45	-38.63	-8.82	-13.00	-34.45	Peak
2	170.67	-38.55	-31.95	-6.60	-13.00	-25.55	Peak
3	253.83	-39.83	-34.29	-5.54	-13.00	-26.83	Peak
4	513.50	-45.67	-41.31	-4.36	-13.00	-32.67	Peak
5	695.50	-46.13	-45.78	-0.35	-13.00	-33.13	Peak
6	858.60	-52.33	-54.03	1.70	-13.00	-39.33	Peak
7	3465.00	-50.66	-65.00	14.34	-13.00	-37.66	Peak

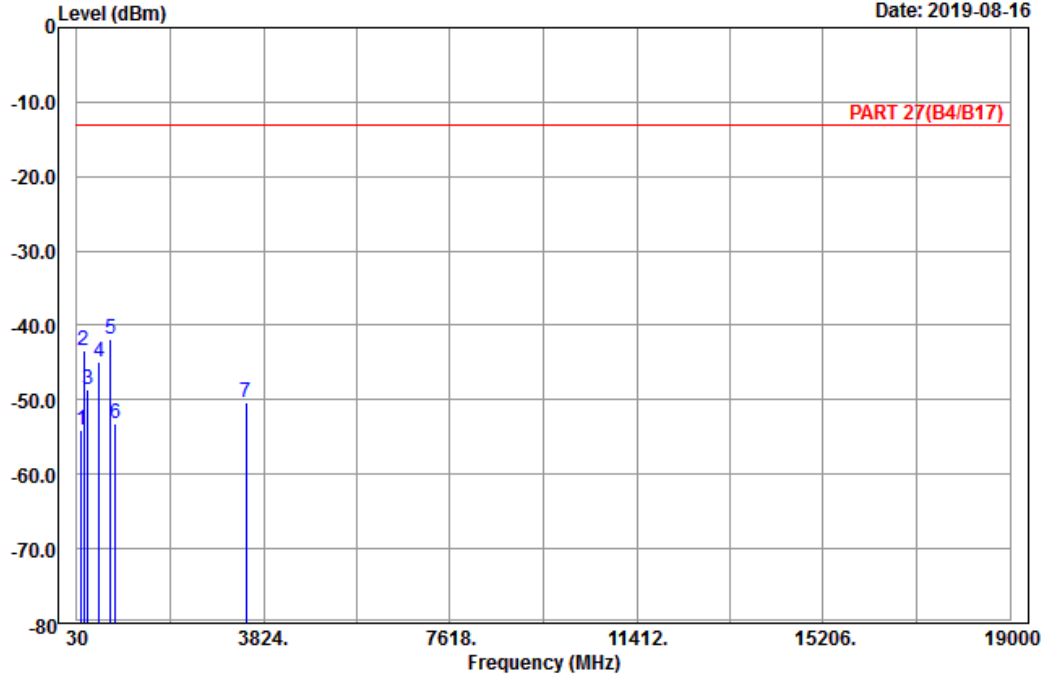


Bureau Veritas Consumer Products Services Ltd., Taoyuan Branch

A D T

Data: 14

Date: 2019-08-16



Site : 966 chamber 1  
 Condition: PART 27(B4/B17) Vertical  
 Remark : LTE\_Band 4\_Link\_M-CH  
 Tested by: Karl Lee

	Freq	Level	Read Level	Factor	Limit Line	Over Limit	Remark
	MHz	dBm	dBm	dB	dBm	dB	
1	113.43	-54.14	-45.45	-8.69	-13.00	-41.14	Peak
2	174.72	-43.46	-37.27	-6.19	-13.00	-30.46	Peak
3	248.97	-48.58	-43.06	-5.52	-13.00	-35.58	Peak
4	475.70	-44.92	-40.36	-4.56	-13.00	-31.92	Peak
5 pp	708.10	-41.82	-41.30	-0.52	-13.00	-28.82	Peak
6	820.80	-53.29	-55.07	1.78	-13.00	-40.29	Peak
7	3465.00	-50.36	-64.70	14.34	-13.00	-37.36	Peak

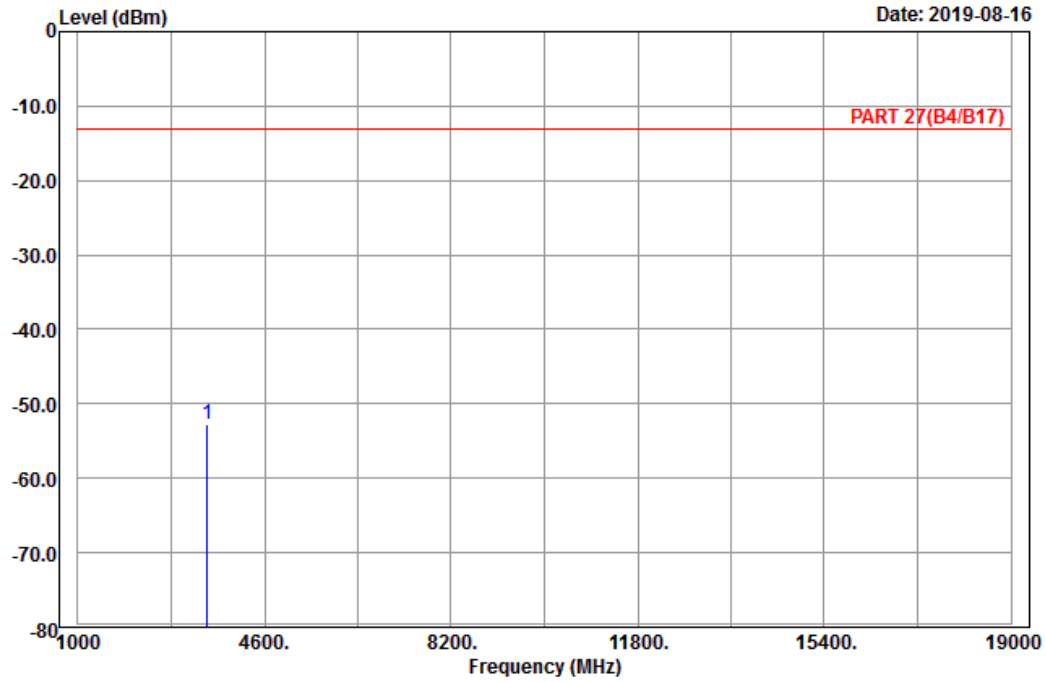
High Channel



Bureau Veritas Consumer Products Services Ltd., Taoyuan Branch

A D T

Data: 9



Site : 966 chamber 1  
 Condition: PART 27(B4/B17) Horizontal  
 Remark : LTE\_Band 4\_Link\_H-CH  
 Tested by: Karl Lee

Freq	Level	Read Level	Factor	Limit Line	Over Limit	Remark
MHz	dBm	dBm	dB	dBm	dB	
1 pp 3490.00	-52.73	-67.04	14.31	-13.00	-39.73	Peak

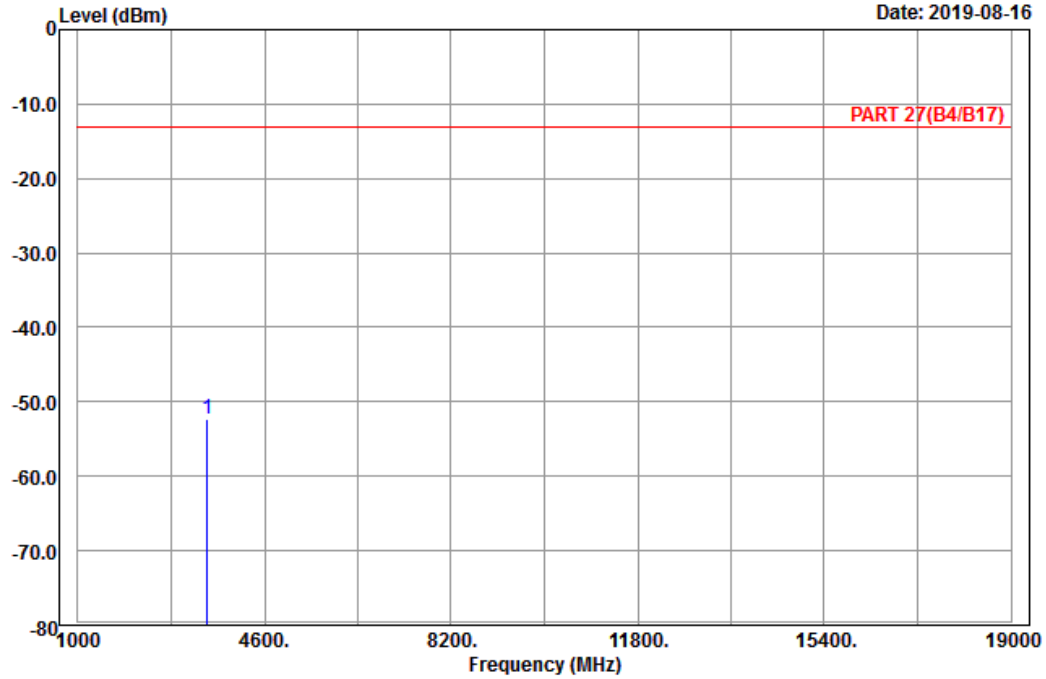


Bureau Veritas Consumer Products Services Ltd., Taoyuan Branch

A D T

Data: 10

Date: 2019-08-16



Site : 966 chamber 1  
 Condition: PART 27(B4/B17) Vertical  
 Remark : LTE\_Band 4\_Link\_H-CH  
 Tested by: Karl Lee

	Freq	Level	Read Level	Factor	Limit Line	Over Limit	Remark
	MHz	dBm	dBm	dB	dBm	dB	
1 pp	3490.00	-52.26	-66.57	14.31	-13.00	-39.26	Peak

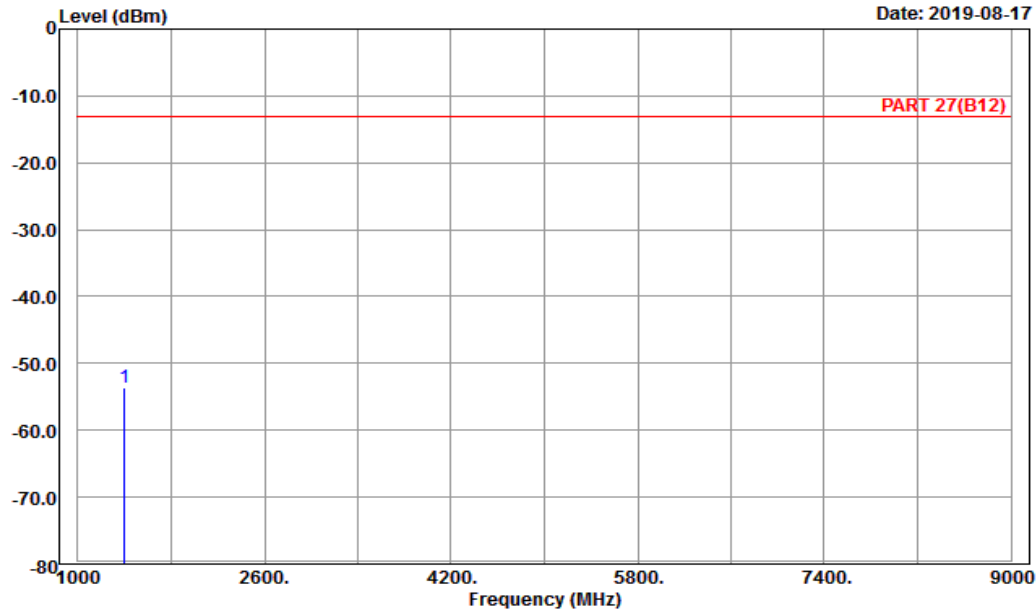
LTE Band 12  
Channel Bandwidth: 1.4 MHz / QPSK  
Low Channel



Bureau Veritas Consumer Products Services Ltd., Taoyuan Branch

A D T

Data: 5



Site : 966 chamber 1  
Condition: PART 27(B12) Horizontal  
Remark : LTE\_Band 12\_Link\_L-Ch  
Tested by: Charles hsiao

	Freq	Level	Read Level	Factor	Limit Line	Over Limit	Remark
	MHz	dBm	dBm	dB	dBm	dB	
1 pp	1399.40	-53.55	-59.65	6.10	-13.00	-40.55	Peak

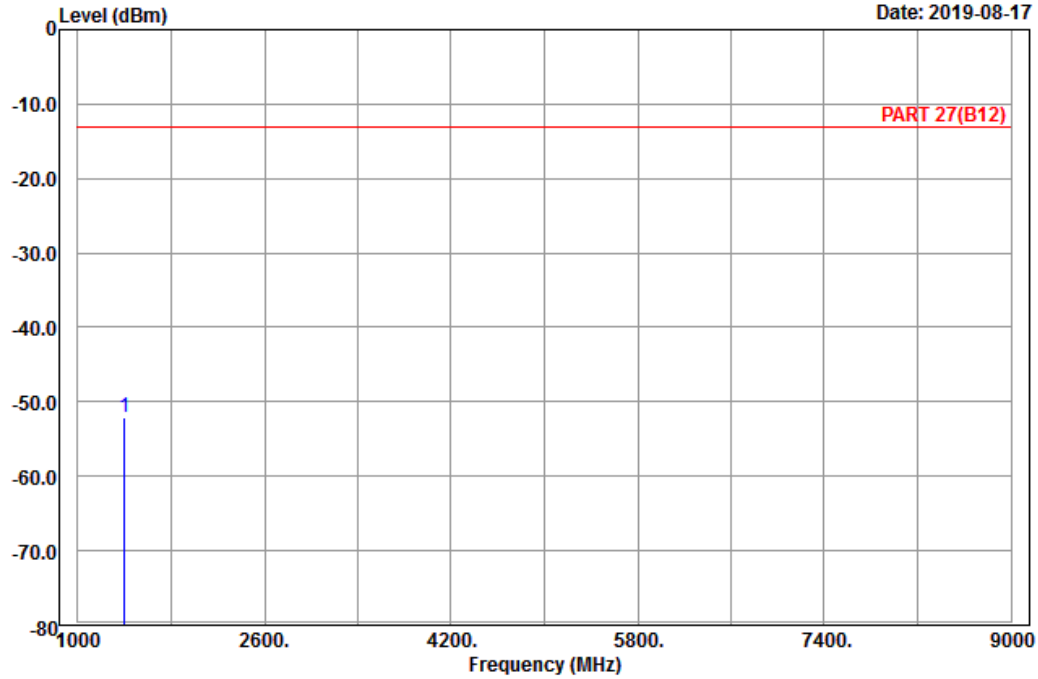


Bureau Veritas Consumer Products Services Ltd., Taoyuan Branch

A D T

Data: 6

Date: 2019-08-17



Site : 966 chamber 1  
 Condition: PART 27(B12) Vertical  
 Remark : LTE\_Band 12\_Link\_L-Ch  
 Tested by: Charles hsiao

	Freq	Level	Read Level	Factor	Limit Line	Over Limit	Remark
	MHz	dBm	dBm	dB	dBm	dB	
1 pp	1399.40	-52.01	-58.11	6.10	-13.00	-39.01	Peak

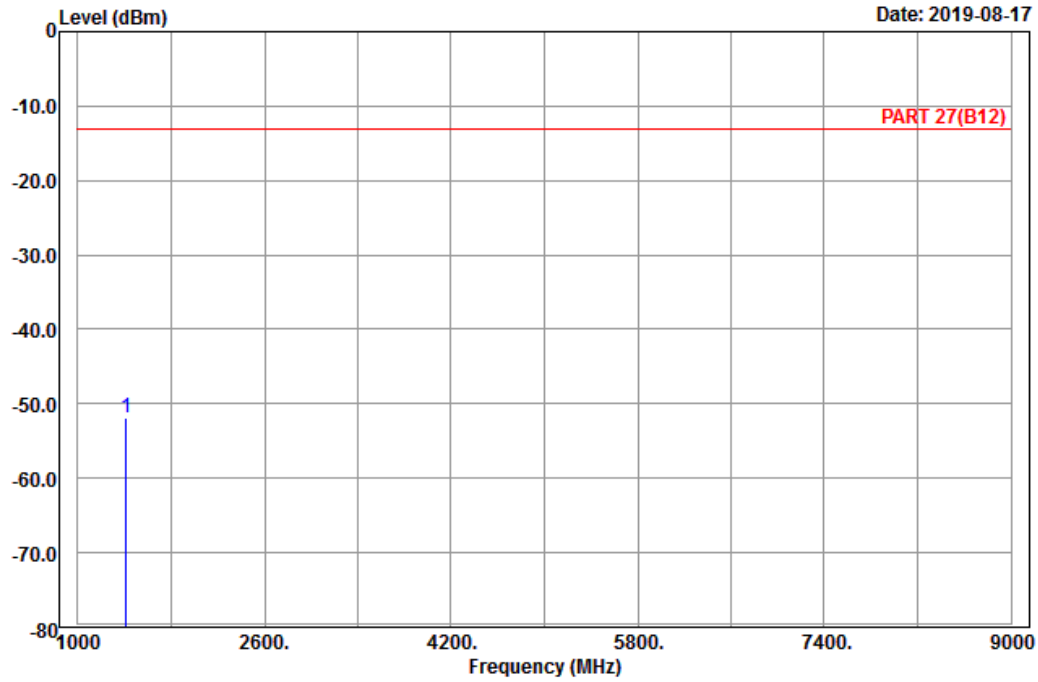
Middle Channel



Bureau Veritas Consumer Products Services Ltd., Taoyuan Branch

A D T

Data: 5



Site : 966 chamber 1  
 Condition: PART 27(B12) Horizontal  
 Remark : LTE\_Band 12\_Link\_M-Ch  
 Tested by: Charles hsiao

	Read	Limit	Over	
Freq	Level	Level	Factor	Line
MHz	dBm	dBm	dB	dBm
1 pp 1415.00	-51.78	-58.14	6.36	-13.00
				-38.78
				Peak



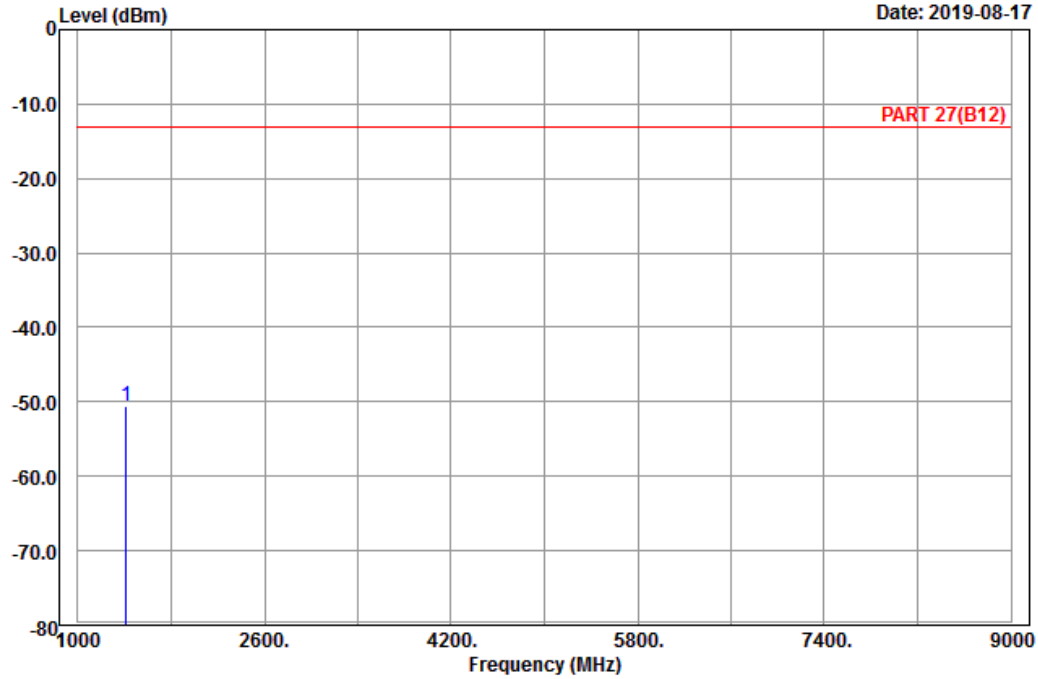


Bureau Veritas Consumer Products Services Ltd., Taoyuan Branch

A D T

Data: 6

Date: 2019-08-17



Site : 966 chamber 1  
 Condition: PART 27(B12) Vertical  
 Remark : LTE\_Band 12\_Link\_M-Ch  
 Tested by: Charles hsiao

	Freq	Level	Read Level	Factor	Limit Line	Over Limit	Remark
	MHz	dBm	dBm	dB	dBm	dB	
1 pp	1415.00	-50.58	-56.94	6.36	-13.00	-37.58	Peak

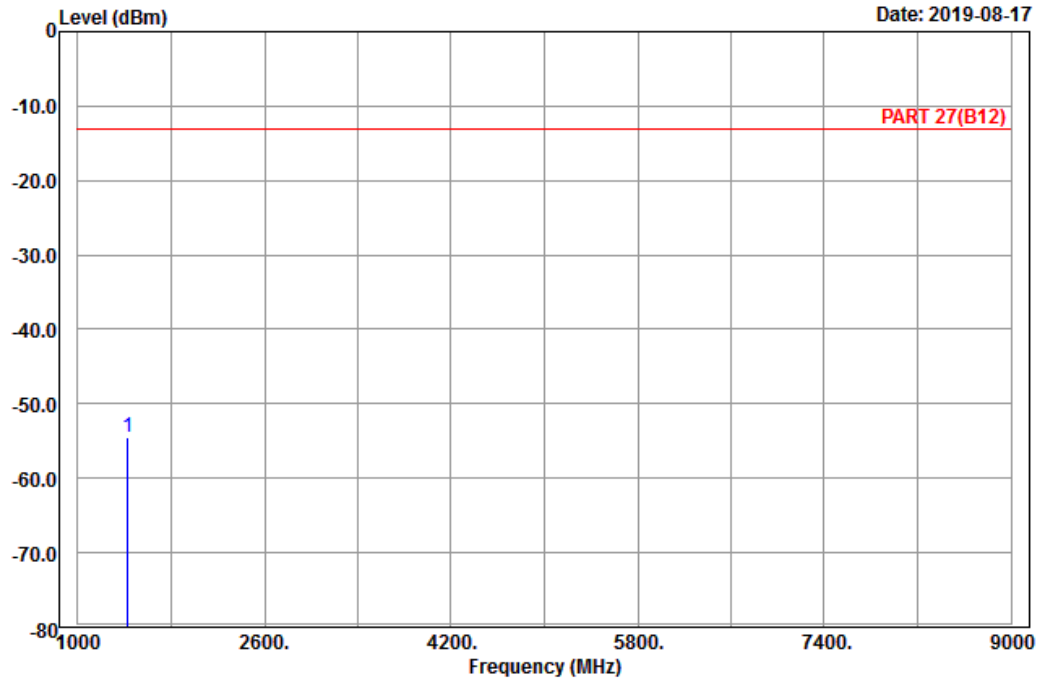
High Channel



Bureau Veritas Consumer Products Services Ltd., Taoyuan Branch

A D T

Data: 5



Site : 966 chamber 1  
 Condition: PART 27(B12) Horizontal  
 Remark : LTE\_Band 12\_Link\_H-Ch  
 Tested by: Charles hsiao

	Read	Limit	Over	
Freq	Level	Level	Factor	Line
MHz	dBm	dBm	dB	dBm
1 pp 1430.60	-54.46	-60.70	6.24	-13.00
				-41.46 Peak

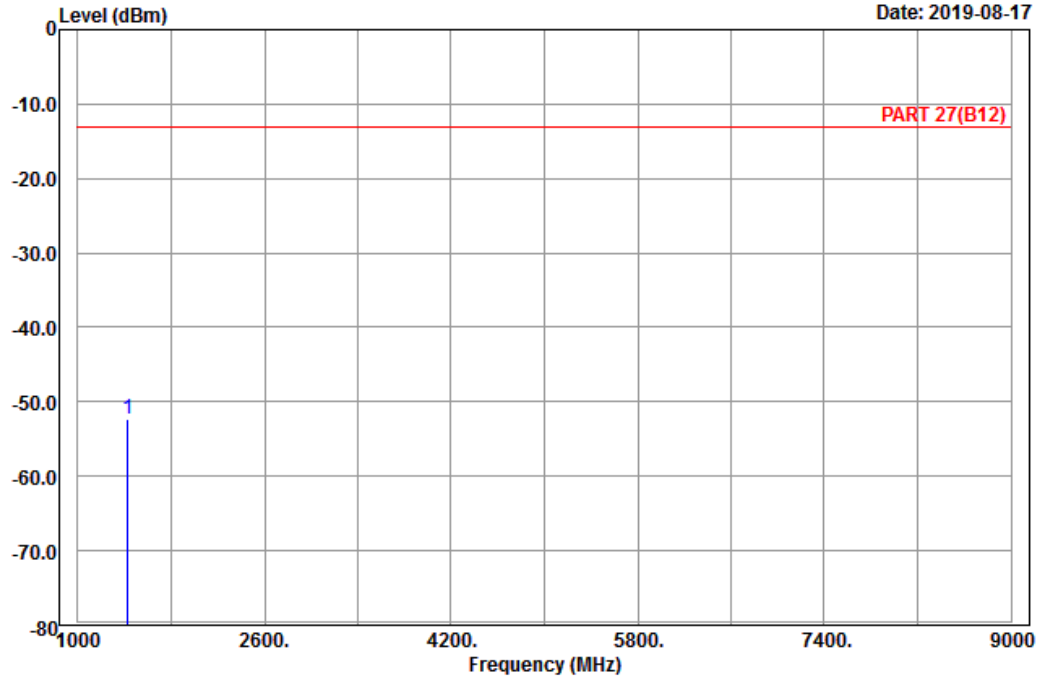


Bureau Veritas Consumer Products Services Ltd., Taoyuan Branch

A D T

Data: 6

Date: 2019-08-17



Site : 966 chamber 1  
 Condition: PART 27(B12) Vertical  
 Remark : LTE\_Band 12\_Link\_H-Ch  
 Tested by: Charles hsiao

	Freq	Level	Read Level	Factor	Limit Line	Over Limit	Remark
	MHz	dBm	dBm	dB	dBm	dB	
1 pp	1430.60	-52.22	-58.46	6.24	-13.00	-39.22	Peak

Channel Bandwidth: 5 MHz / QPSK  
Low Channel

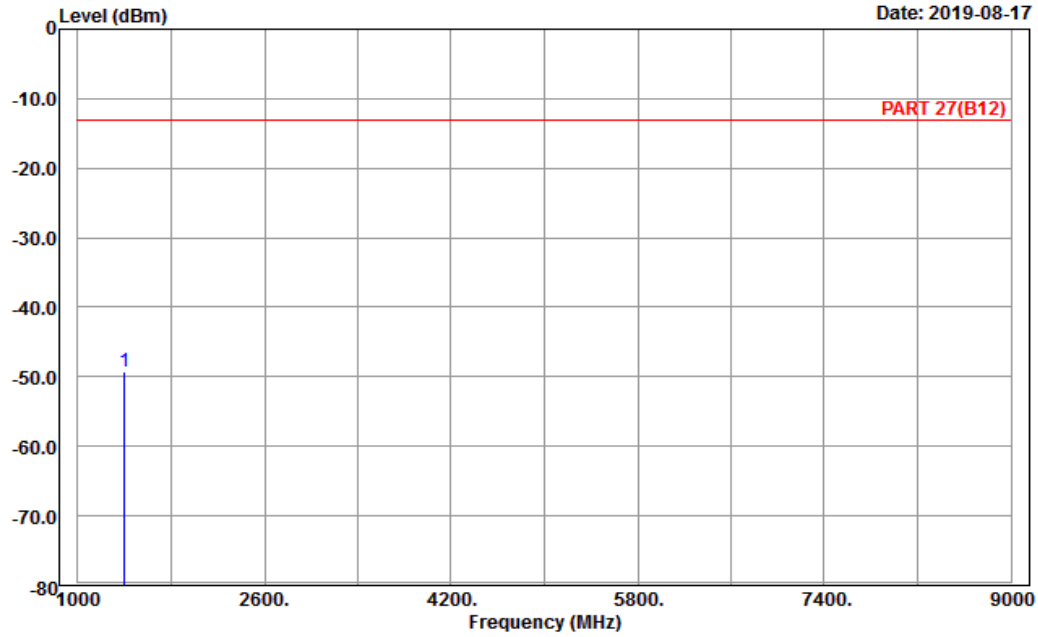


Bureau Veritas Consumer Products Services Ltd., Taoyuan Branch

A D T

Data: 5

Date: 2019-08-17



Site : 966 chamber 1  
Condition: PART 27(B12) Horizontal  
Remark : LTE\_Band 12\_Link\_L-Ch  
Tested by: Charles hsiao

	Freq	Level	Read Level	Factor	Limit Line	Over Limit	Remark
	MHz	dBm	dBm	dB	dBm	dB	
1 pp	1403.00	-49.28	-55.38	6.10	-13.00	-36.28	Peak

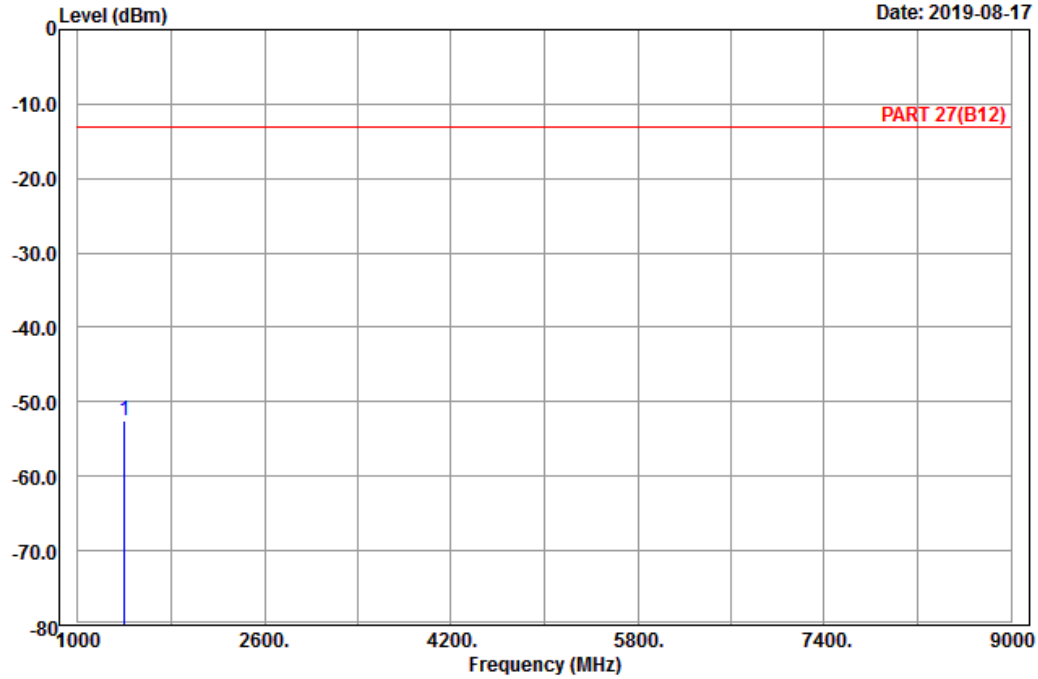


Bureau Veritas Consumer Products Services Ltd., Taoyuan Branch

A D T

Data: 6

Date: 2019-08-17



Site : 966 chamber 1  
 Condition: PART 27(B12) Vertical  
 Remark : LTE\_Band 12\_Link\_L-Ch  
 Tested by: Charles hsiao

	Freq	Level	Read Level	Factor	Limit Line	Over Limit	Remark
	MHz	dBm	dBm	dB	dBm	dB	
1 pp	1403.00	-52.62	-58.72	6.10	-13.00	-39.62	Peak

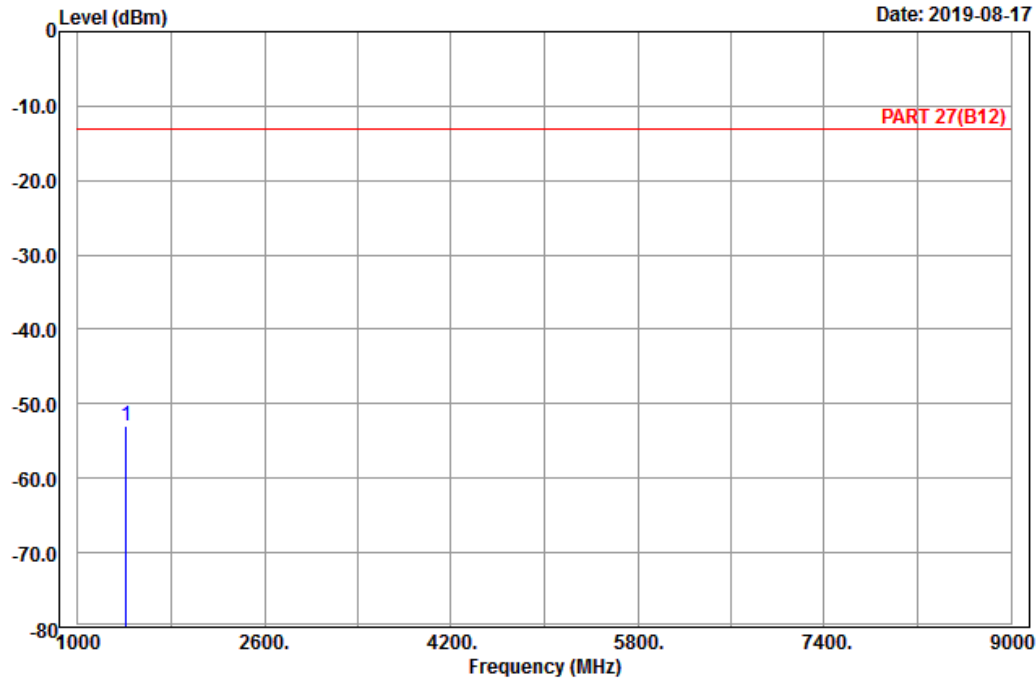
### Middle Channel



Bureau Veritas Consumer Products Services Ltd., Taoyuan Branch

A D T

Data: 5



Site : 966 chamber 1  
 Condition: PART 27(B12) Horizontal  
 Remark : LTE\_Band 12\_Link\_M-Ch  
 Tested by: Charles hsiao

	Freq	Level	Read Level	Factor	Limit Line	Over Limit	Remark
	MHz	dBm	dBm	dB	dBm	dB	
1 pp	1415.00	-52.91	-59.27	6.36	-13.00	-39.91	Peak

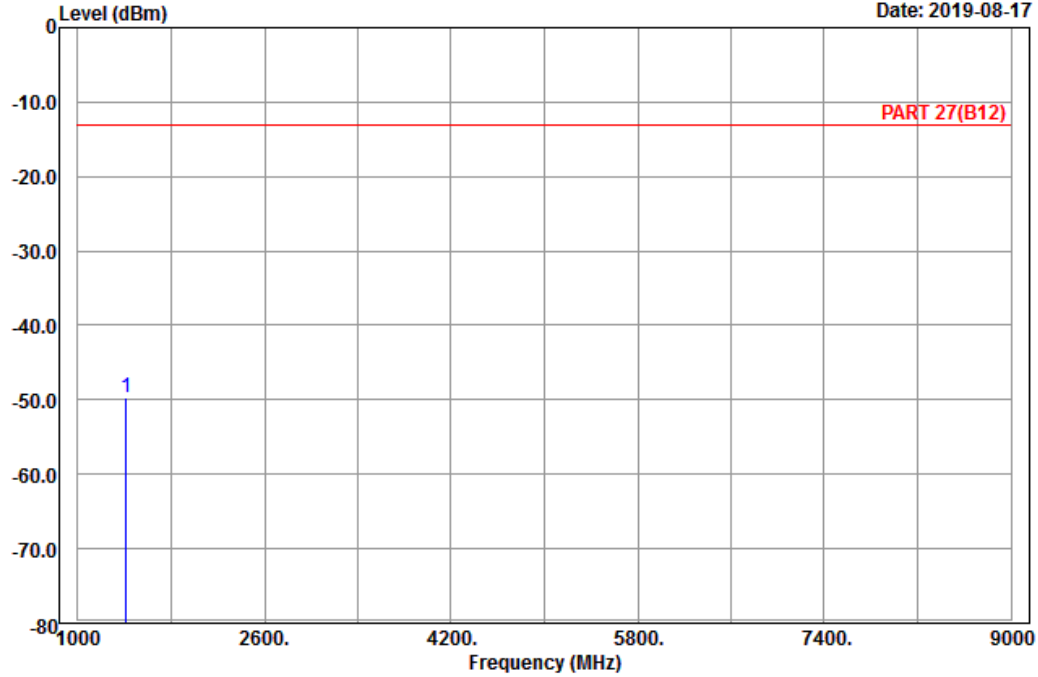


Bureau Veritas Consumer Products Services Ltd., Taoyuan Branch

A D T

Data: 6

Date: 2019-08-17



Site : 966 chamber 1  
 Condition: PART 27(B12) Vertical  
 Remark : LTE\_Band 12\_Link\_M-Ch  
 Tested by: Charles hsiao

	Freq	Level	Read Level	Factor	Limit Line	Over Limit	Remark
	MHz	dBm	dBm	dB	dBm	dB	
1 pp	1415.00	-49.65	-56.01	6.36	-13.00	-36.65	Peak

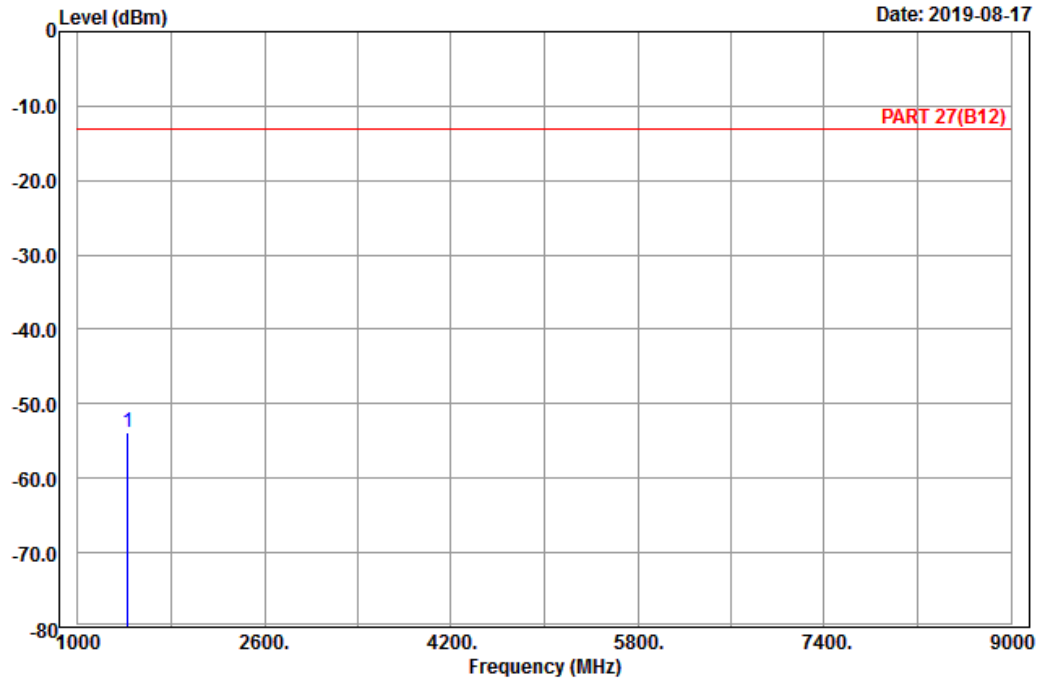
High Channel



Bureau Veritas Consumer Products Services Ltd., Taoyuan Branch

A D T

Data: 5



Site : 966 chamber 1  
 Condition: PART 27(B12) Horizontal  
 Remark : LTE\_Band 12\_Link\_H-Ch  
 Tested by: Charles hsiao

	Read	Limit	Over	
Freq	Level	Level	Factor	Line
MHz	dBm	dBm	dB	dBm
1 pp 1427.00	-53.79	-60.03	6.24	-13.00
				-40.79 Peak



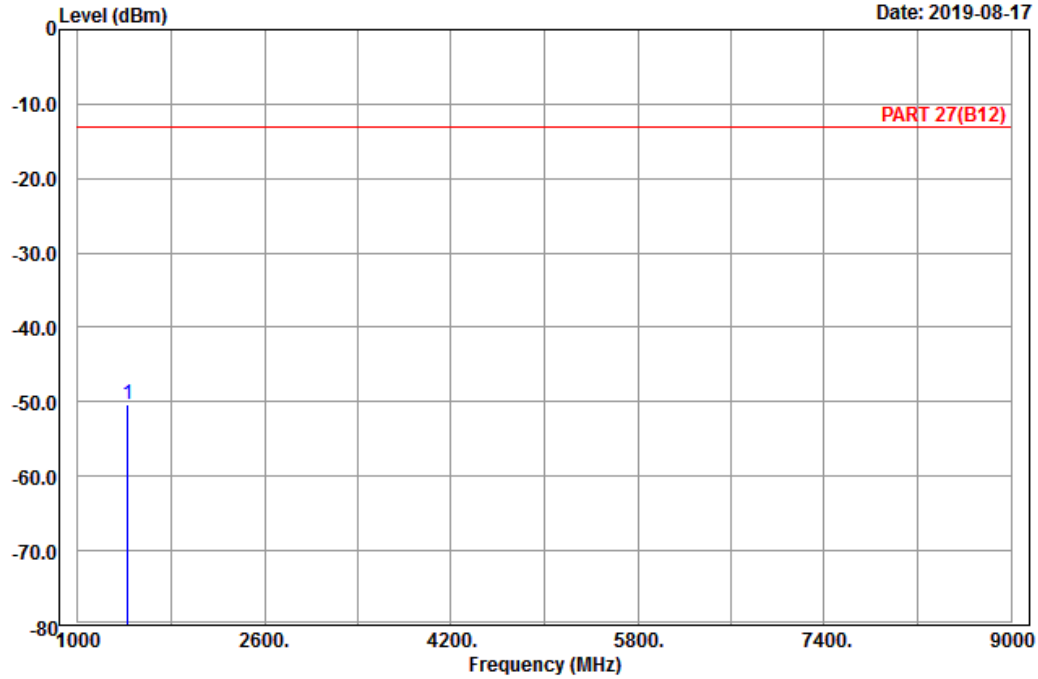


Bureau Veritas Consumer Products Services Ltd., Taoyuan Branch

A D T

Data: 6

Date: 2019-08-17



Site : 966 chamber 1  
 Condition: PART 27(B12) Vertical  
 Remark : LTE\_Band 12\_Link\_H-Ch  
 Tested by: Charles hsiao

	Freq	Level	Read Level	Factor	Limit Line	Over Limit	Remark
	MHz	dBm	dBm	dB	dBm	dB	
1 pp	1427.00	-50.35	-56.59	6.24	-13.00	-37.35	Peak

Channel Bandwidth: 10 MHz / QPSK  
Low Channel

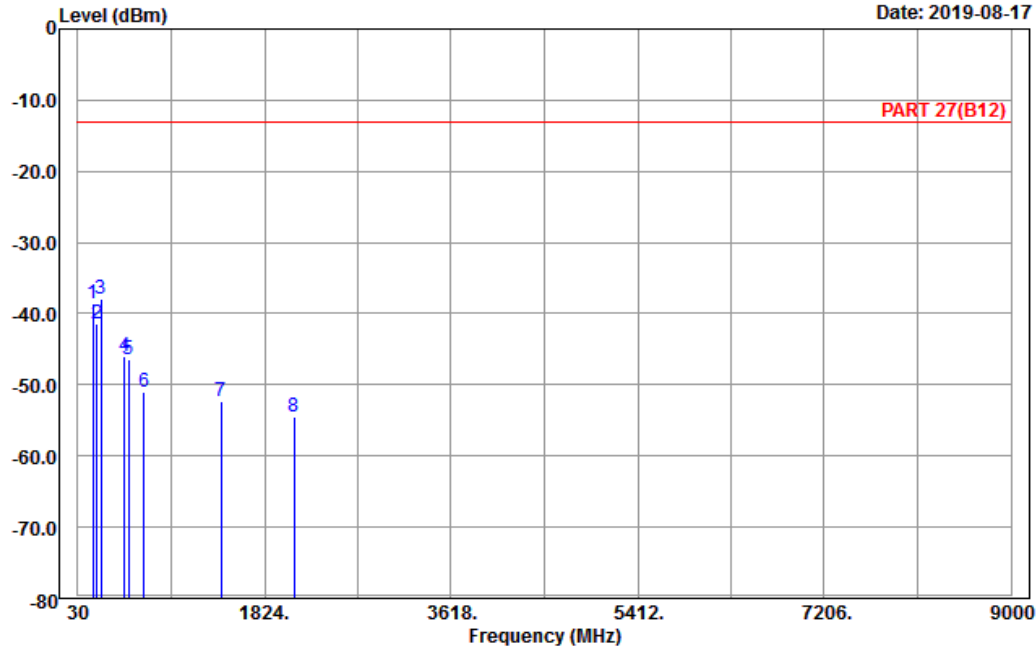


Bureau Veritas Consumer Products Services Ltd., Taoyuan Branch

A D T

Data: 9

Date: 2019-08-17



Site : 966 chamber 1  
Condition: PART 27(B12) Horizontal  
Remark : LTE\_Band 12\_Link\_L-Ch  
Tested by: Charles hsiao

	Freq	Level	Read Level	Factor	Limit	Over	Remark
	MHz	dBm	dBm	dB	dBm	dB	
1	170.94	-38.49	-31.89	-6.60	-13.00	-25.49	Peak
2	216.30	-41.51	-35.55	-5.96	-13.00	-28.51	Peak
3	252.21	-37.98	-32.46	-5.52	-13.00	-24.98	Peak
4	475.70	-46.10	-41.54	-4.56	-13.00	-33.10	Peak
5	514.90	-46.51	-42.29	-4.22	-13.00	-33.51	Peak
6	664.70	-51.03	-50.83	-0.20	-13.00	-38.03	Peak
7	1408.00	-52.40	-58.76	6.36	-13.00	-39.40	Peak
8	2112.00	-54.46	-65.57	11.11	-13.00	-41.46	Peak

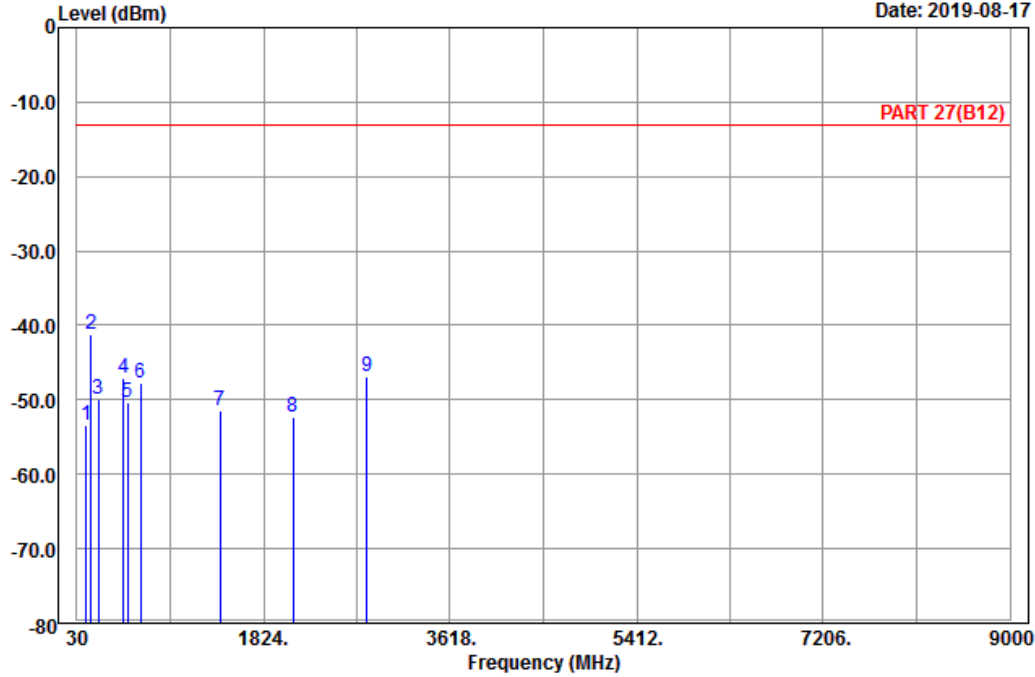


Bureau Veritas Consumer Products Services Ltd., Taoyuan Branch

A D T

Data: 10

Date: 2019-08-17



Site : 966 chamber 1  
 Condition: PART 27(B12) Vertical  
 Remark : LTE\_Band 12\_Link\_L-Ch  
 Tested by: Charles hsiao

	Freq	Level	Read Level	Factor	Limit Line	Over Limit	Remark
	MHz	dBm	dBm	dB	dBm	dB	
1	118.83	-53.30	-44.98	-8.32	-13.00	-40.30	Peak
2 pp	170.13	-41.09	-34.38	-6.71	-13.00	-28.09	Peak
3	238.71	-49.98	-44.32	-5.66	-13.00	-36.98	Peak
4	475.70	-47.06	-42.50	-4.56	-13.00	-34.06	Peak
5	515.60	-50.44	-46.29	-4.15	-13.00	-37.44	Peak
6	643.70	-47.64	-47.57	-0.07	-13.00	-34.64	Peak
7	1408.00	-51.54	-57.90	6.36	-13.00	-38.54	Peak
8	2112.00	-52.39	-63.50	11.11	-13.00	-39.39	Peak
9	2816.00	-46.90	-59.77	12.87	-13.00	-33.90	Peak

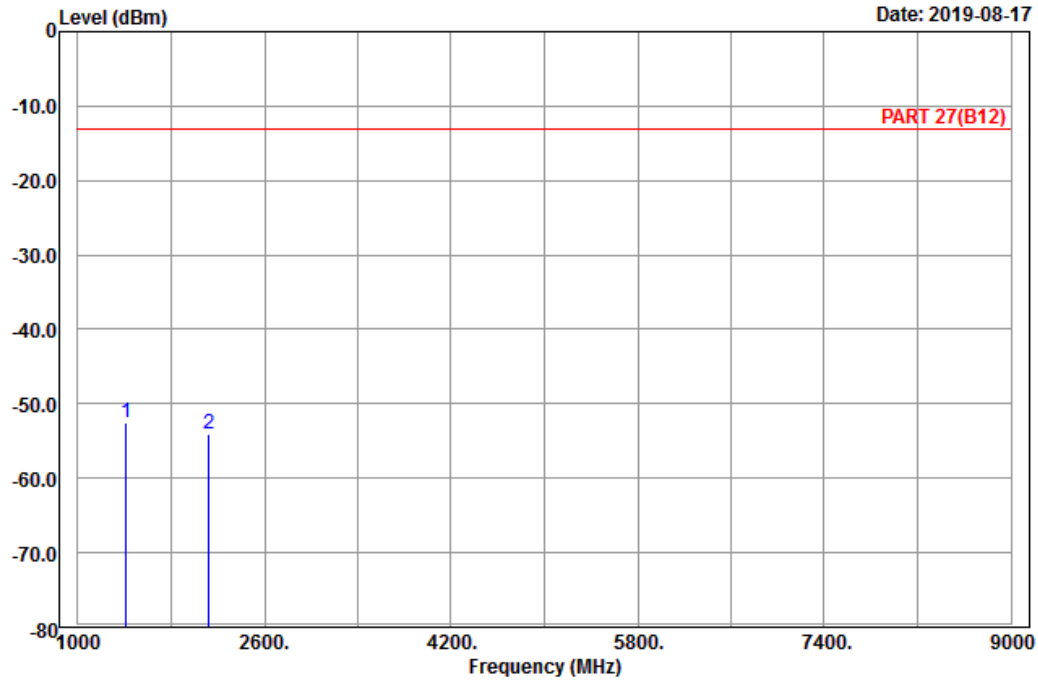
Middle Channel



Bureau Veritas Consumer Products Services Ltd., Taoyuan Branch

A D T

Data: 5



Site : 966 chamber 1  
 Condition: PART 27(B12) Horizontal  
 Remark : LTE\_Band 12\_Link\_M-Ch  
 Tested by: Charles hsiao

	Freq	Level	Read Level	Factor	Limit Line	Over Limit	Remark
	MHz	dBm	dBm	dB	dBm	dB	
1 pp	1415.00	-52.53	-58.89	6.36	-13.00	-39.53	Peak
2	2122.50	-54.07	-65.18	11.11	-13.00	-41.07	Peak

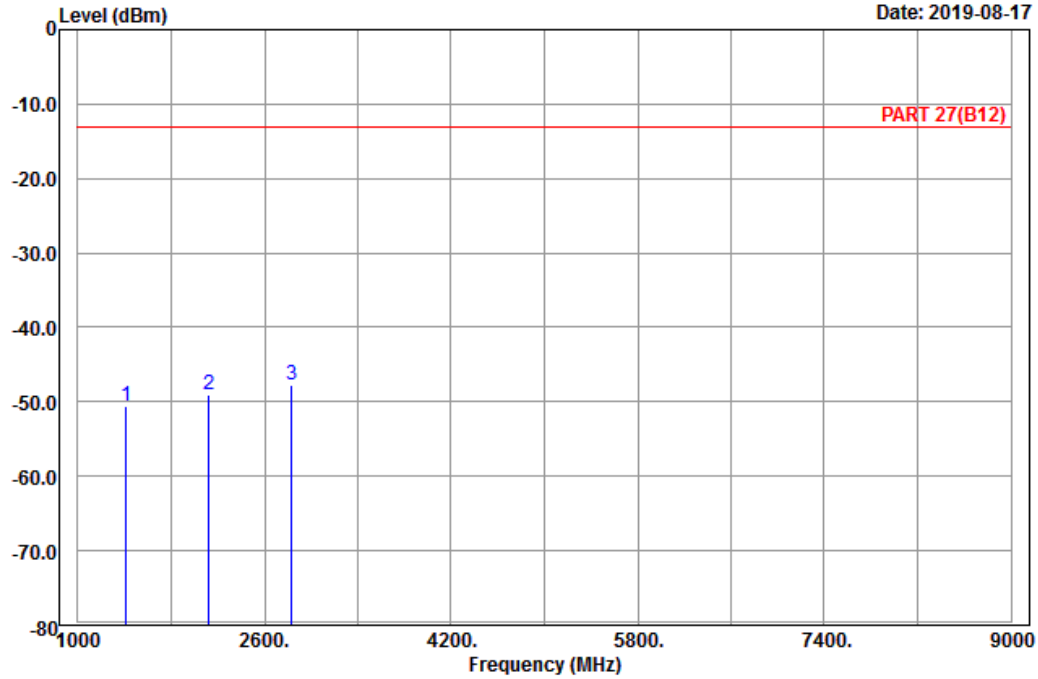


Bureau Veritas Consumer Products Services Ltd., Taoyuan Branch

A D T

Data: 6

Date: 2019-08-17



Site : 966 chamber 1  
 Condition: PART 27(B12) Vertical  
 Remark : LTE\_Band 12\_Link\_M-Ch  
 Tested by: Charles hsiao

	Freq	Level	Read Level	Factor	Limit Line	Over Limit	Remark
	MHz	dBm	dBm	dB	dBm	dB	
1	1415.00	-50.51	-56.87	6.36	-13.00	-37.51	Peak
2	2122.50	-48.99	-60.10	11.11	-13.00	-35.99	Peak
3 pp	2830.00	-47.74	-60.71	12.97	-13.00	-34.74	Peak

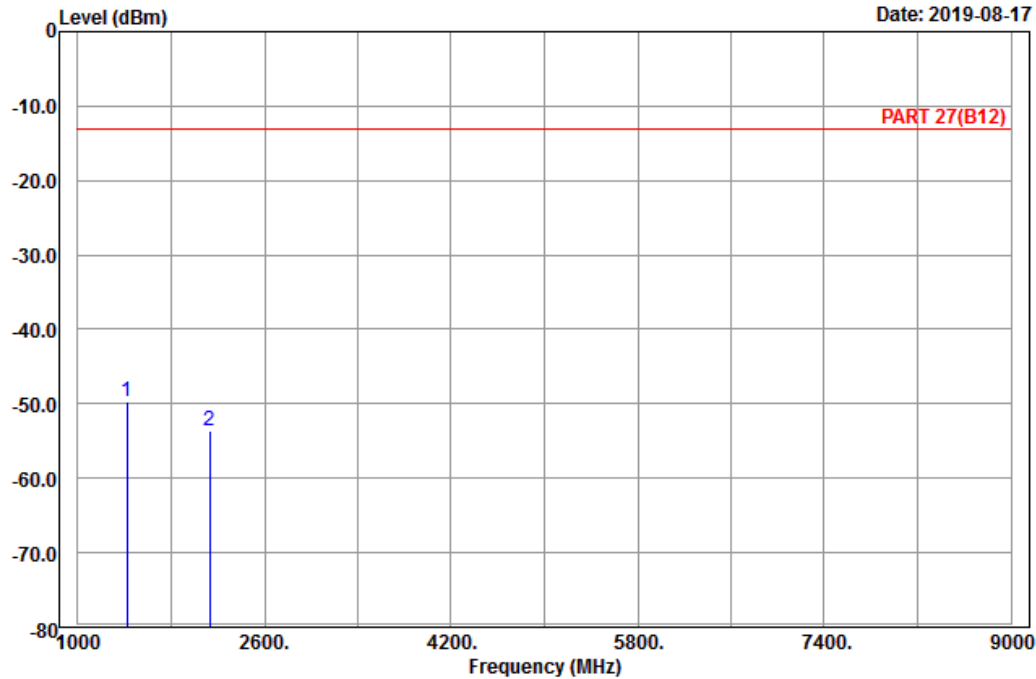
## High Channel



Bureau Veritas Consumer Products Services Ltd., Taoyuan Branch

A D T

Data: 5



Site : 966 chamber 1  
 Condition: PART 27(B12) Horizontal  
 Remark : LTE\_Band 12\_Link\_H-Ch  
 Tested by: Charles hsiao

	Freq	Level	Read Level	Factor	Limit Line	Over Limit	Remark
	MHz	dBm	dBm	dB	dBm	dB	
1 pp	1422.00	-49.78	-56.14	6.36	-13.00	-36.78	Peak
2	2133.00	-53.73	-65.01	11.28	-13.00	-40.73	Peak

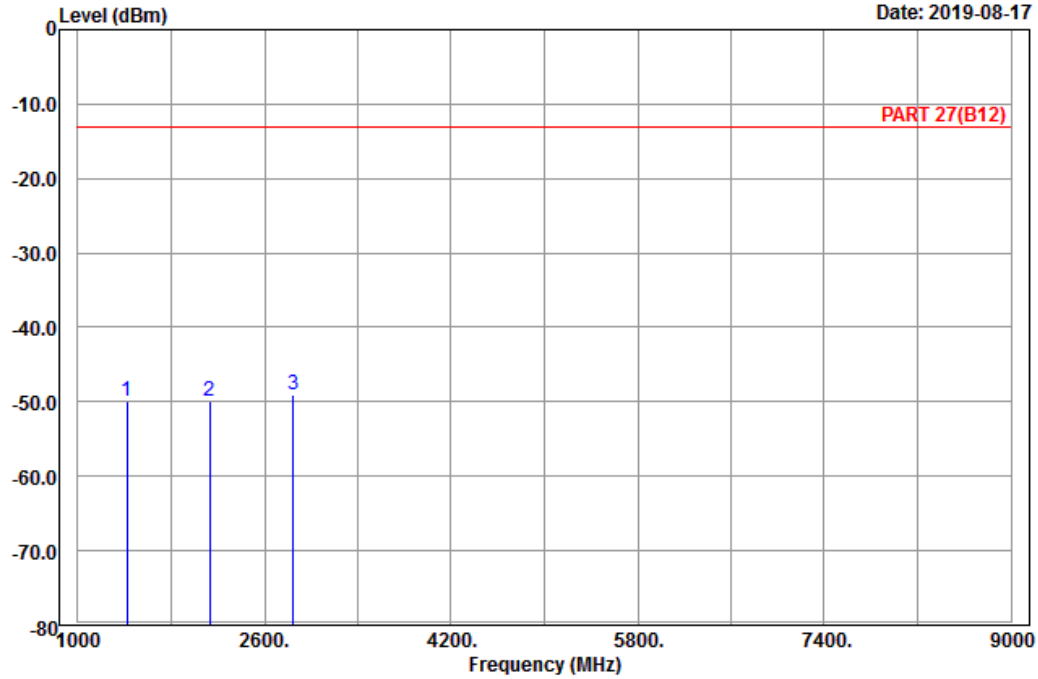


Bureau Veritas Consumer Products Services Ltd., Taoyuan Branch

A D T

Data: 6

Date: 2019-08-17



Site : 966 chamber 1  
 Condition: PART 27(B12) Vertical  
 Remark : LTE\_Band 12\_Link\_H-Ch  
 Tested by: Charles hsiao

	Freq	Level	Read Level	Factor	Limit Line	Over Limit	Remark
	MHz	dBm	dBm	dB	dBm	dB	
1	1422.00	-49.88	-56.24	6.36	-13.00	-36.88	Peak
2	2133.00	-49.96	-61.24	11.28	-13.00	-36.96	Peak
3 pp	2844.00	-48.98	-61.95	12.97	-13.00	-35.98	Peak

Antenna 2  
 LTE Band 4  
 Channel Bandwidth: 1.4 MHz / QPSK  
 Low Channel

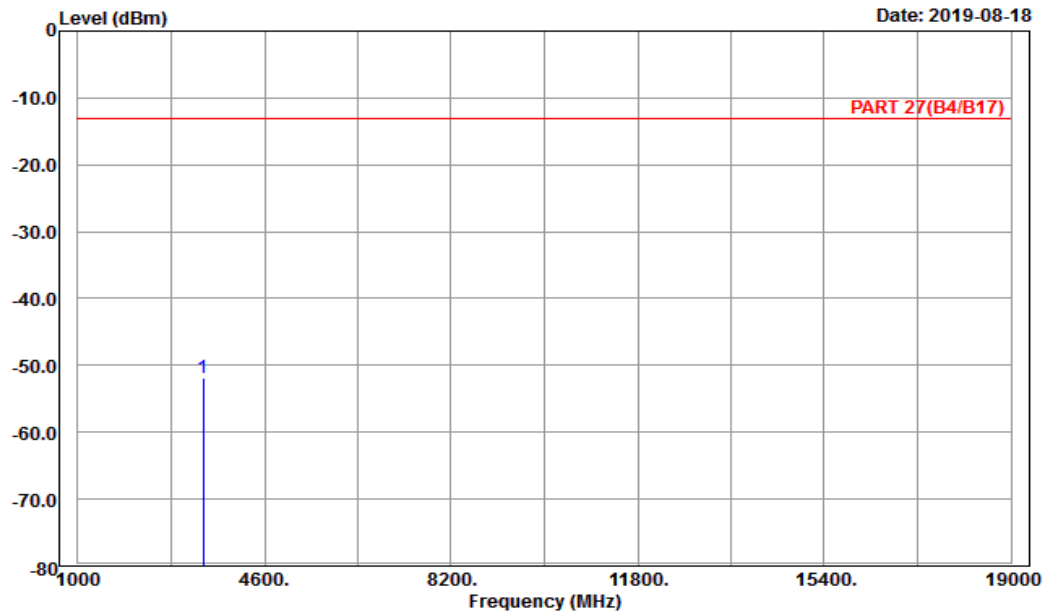


Bureau Veritas Consumer Products Services Ltd., Taoyuan Branch

A D T

Data: 9

Date: 2019-08-18



Site : 966 chamber 1  
 Condition: PART 27(B4/B17) Horizontal  
 Remark : LTE\_Band 4\_Link\_L-CH  
 Tested by: Karl Lee

	Freq	Level	Read Level	Factor	Limit Line	Over Limit	Remark
	MHz	dBm	dBm	dB	dBm	dB	
1 pp	3421.40	-51.87	-66.24	14.37	-13.00	-38.87	Peak



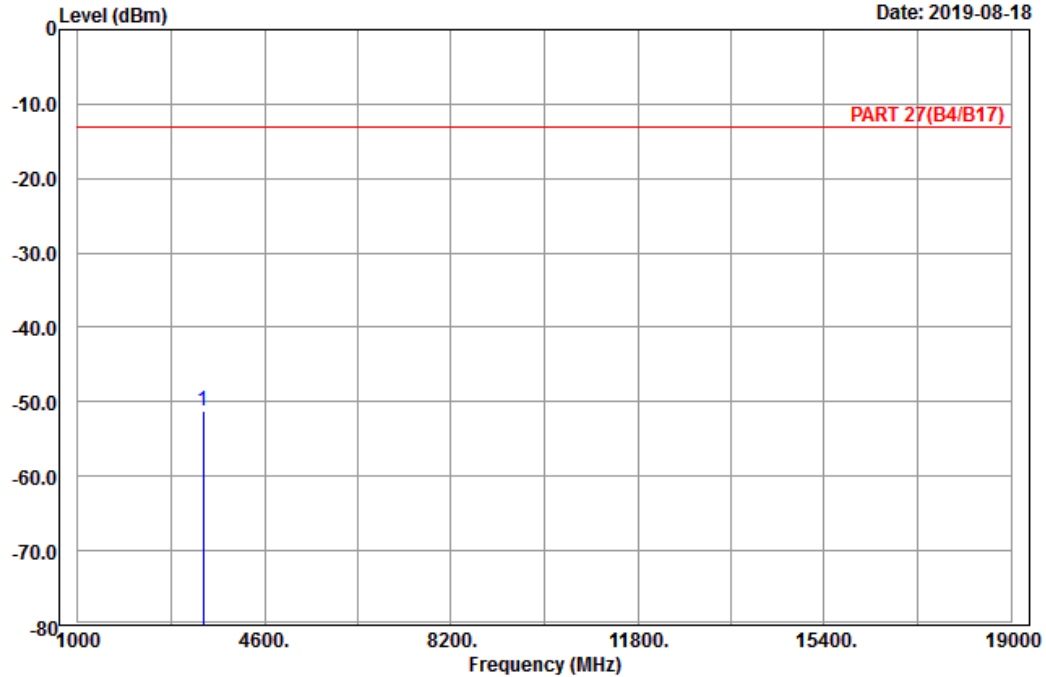


Bureau Veritas Consumer Products Services Ltd., Taoyuan Branch

A D T

Data: 10

Date: 2019-08-18



Site : 966 chamber 1  
 Condition: PART 27(B4/B17) Vertical  
 Remark : LTE\_Band 4\_Link\_L-CH  
 Tested by: Karl Lee

	Freq	Level	Read Level	Factor	Limit Line	Over Limit	Remark
	MHz	dBm	dBm	dB	dBm	dB	
1 pp	3421.40	-51.32	-65.69	14.37	-13.00	-38.32	Peak

Middle Channel

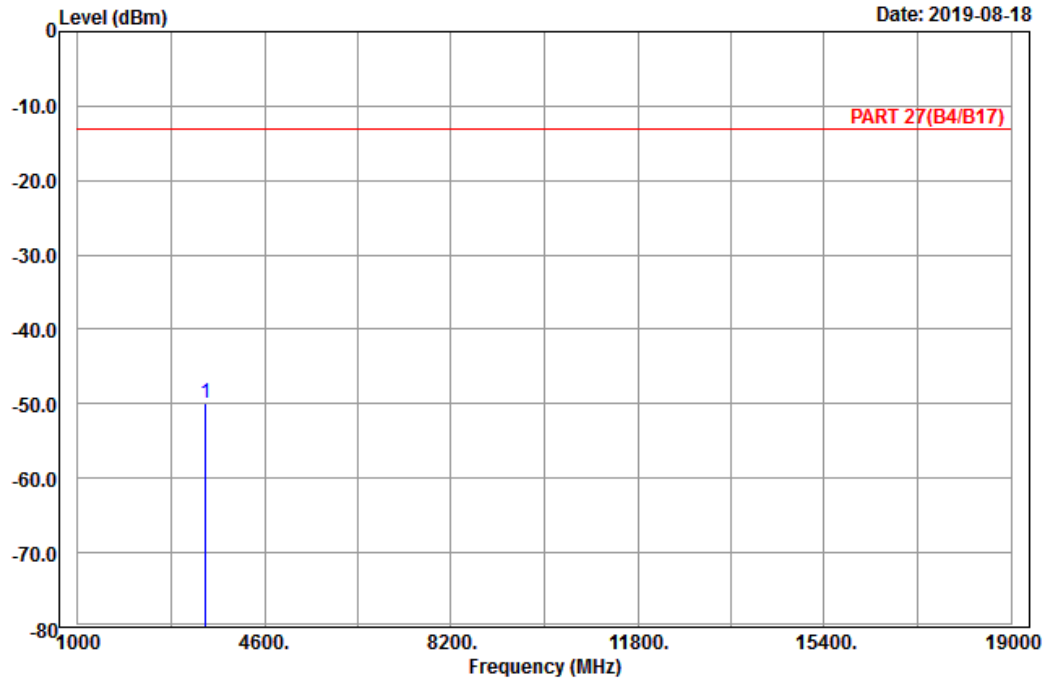


Bureau Veritas Consumer Products Services Ltd., Taoyuan Branch

A D T

Data: 9

Date: 2019-08-18



Site : 966 chamber 1  
 Condition: PART 27(B4/B17) Horizontal  
 Remark : LTE\_Band 4\_Link\_M-CH  
 Tested by: Karl Lee

	Freq	Level	Read Level	Factor	Limit Line	Over Limit	Remark
	MHz	dBm	dBm	dB	dBm	dB	
1	pp 3465.00	-49.98	-64.32	14.34	-13.00	-36.98	Peak

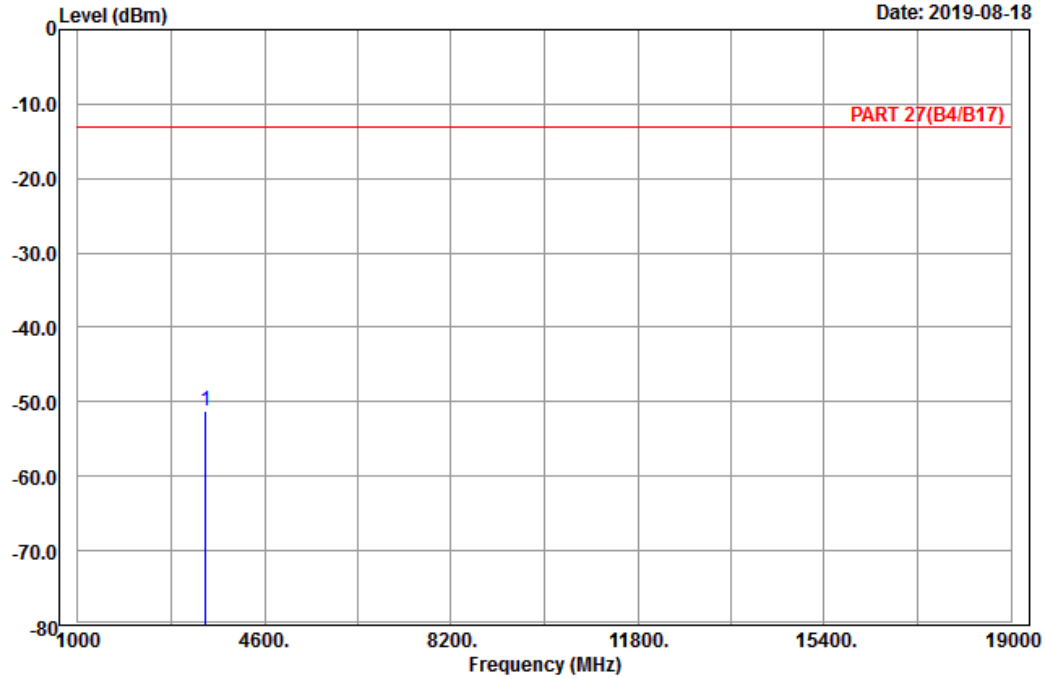


Bureau Veritas Consumer Products Services Ltd., Taoyuan Branch

A D T

Data: 10

Date: 2019-08-18



Site : 966 chamber 1  
 Condition: PART 27(B4/B17) Vertical  
 Remark : LTE\_Band 4\_Link\_M-CH  
 Tested by: Karl Lee

	Freq	Level	Read Level	Factor	Limit Line	Over Limit	Remark
	MHz	dBm	dBm	dB	dBm	dB	
1 pp	3465.00	-51.16	-65.50	14.34	-13.00	-38.16	Peak

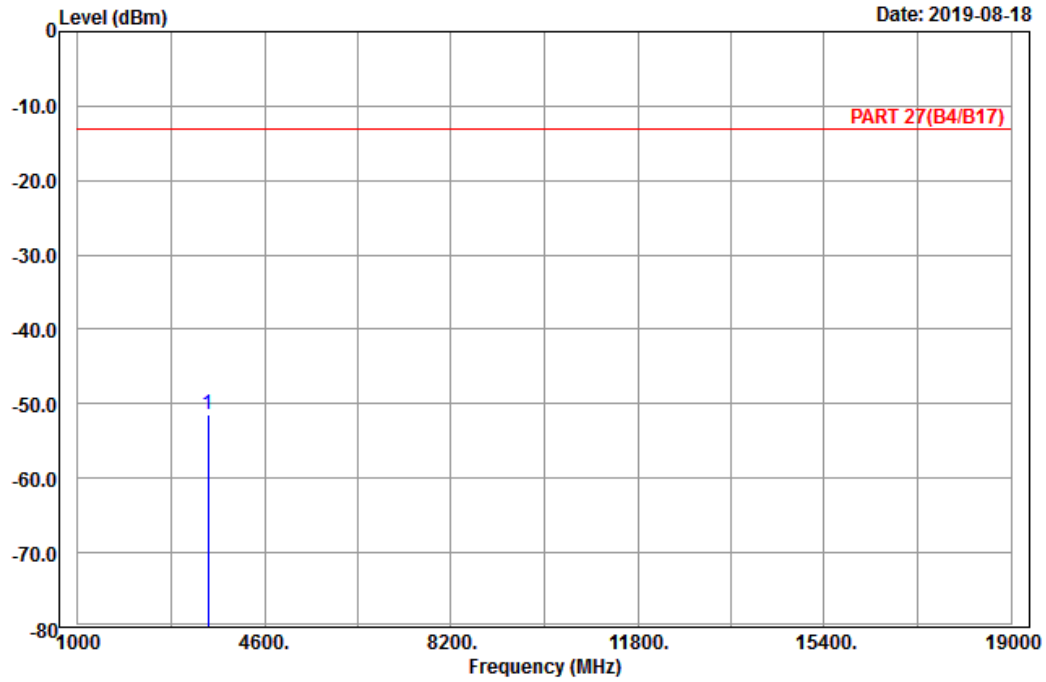
High Channel



Bureau Veritas Consumer Products Services Ltd., Taoyuan Branch

A D T

Data: 9



Site : 966 chamber 1  
 Condition: PART 27(B4/B17) Horizontal  
 Remark : LTE\_Band 4\_Link\_H-CH  
 Tested by: Karl Lee

	Freq	Level	Read Level	Factor	Limit Line	Over Limit	Remark
	MHz	dBm	dBm	dB	dBm	dB	
1	pp 3508.60	-51.55	-65.83	14.28	-13.00	-38.55	Peak

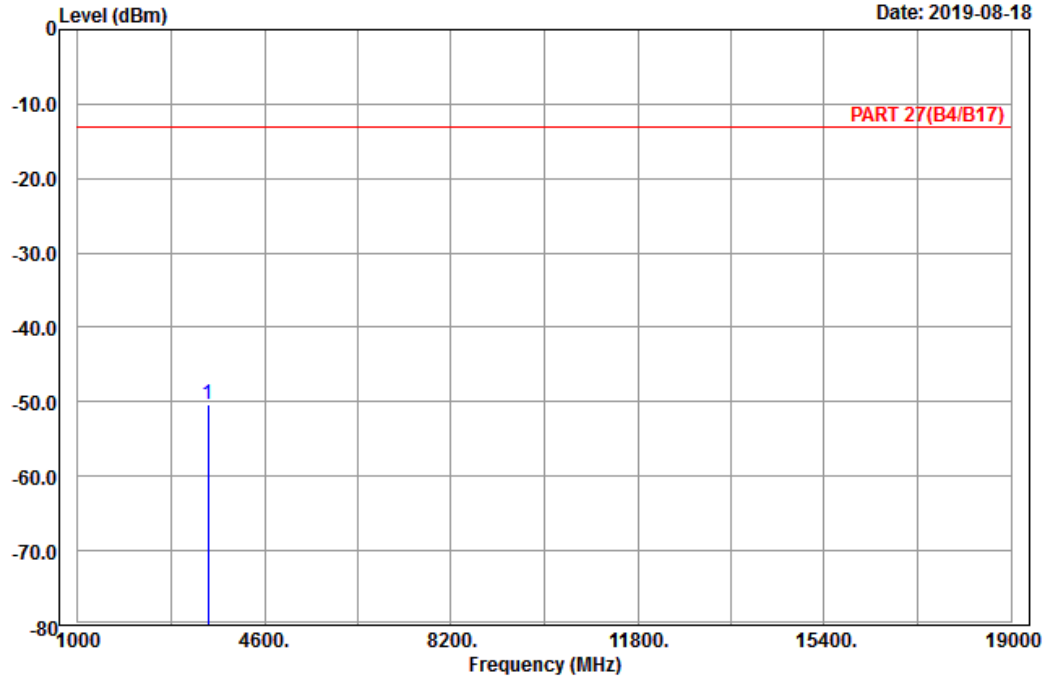


Bureau Veritas Consumer Products Services Ltd., Taoyuan Branch

A D T

Data: 10

Date: 2019-08-18



Site : 966 chamber 1  
 Condition: PART 27(B4/B17) Vertical  
 Remark : LTE\_Band 4\_Link\_H-CH  
 Tested by: Karl Lee

	Freq	Level	Read Level	Factor	Limit Line	Over Limit	Remark
	MHz	dBm	dBm	dB	dBm	dB	
1 pp	3508.60	-50.36	-64.64	14.28	-13.00	-37.36	Peak

Channel Bandwidth: 5 MHz / QPSK  
Low Channel

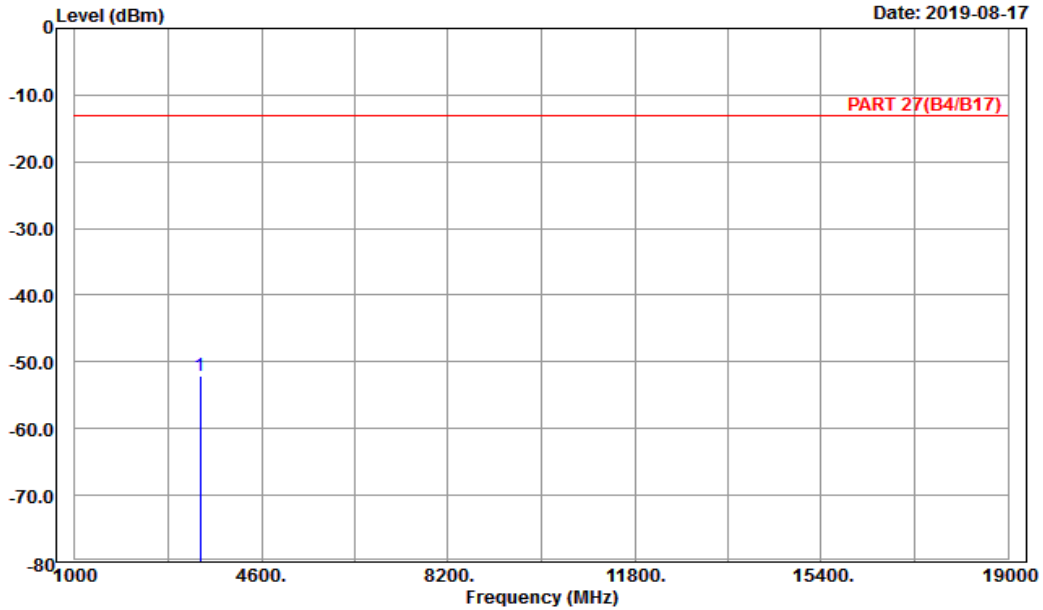


Bureau Veritas Consumer Products Services Ltd., Taoyuan Branch

A D T

Data: 9

Date: 2019-08-17



Site : 966 chamber 1  
Condition: PART 27(B4/B17) Horizontal  
Remark : LTE\_Band 4\_Link\_L-CH  
Tested by: Karl Lee

	Read	Limit	Over	
Freq	Level	Level	Factor	Line
MHz	dBm	dBm	dB	dBm
1 pp 3425.00	-52.06	-66.43	14.37	-13.00
				-39.06
				Peak

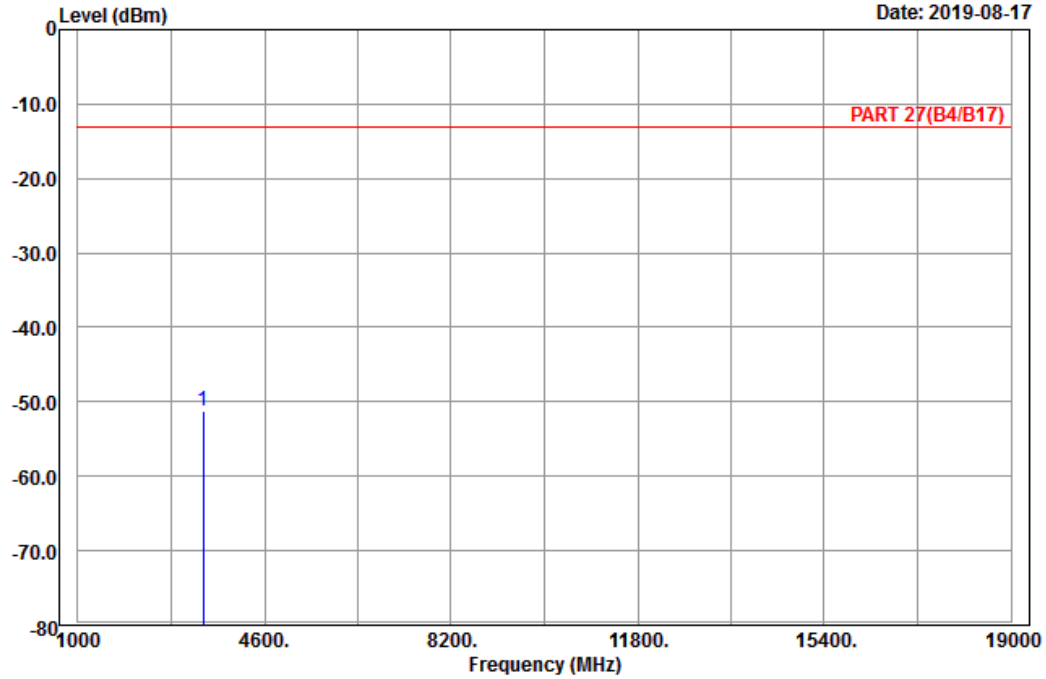


Bureau Veritas Consumer Products Services Ltd., Taoyuan Branch

A D T

Data: 10

Date: 2019-08-17



Site : 966 chamber 1  
 Condition: PART 27(B4/B17) Vertical  
 Remark : LTE\_Band 4\_Link\_L-CH  
 Tested by: Karl Lee

	Freq	Level	Read Level	Factor	Limit Line	Over Limit	Remark
	MHz	dBm	dBm	dB	dBm	dB	
1 pp	3425.00	-51.28	-65.65	14.37	-13.00	-38.28	Peak

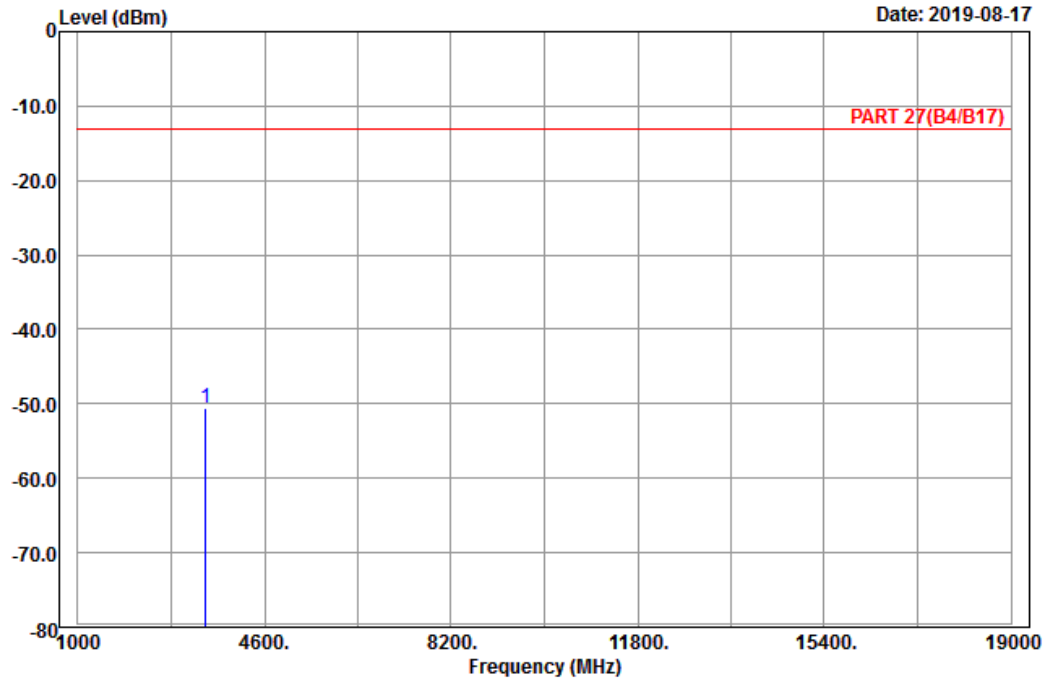
Middle Channel



Bureau Veritas Consumer Products Services Ltd., Taoyuan Branch

A D T

Data: 9



Site : 966 chamber 1  
 Condition: PART 27(B4/B17) Horizontal  
 Remark : LTE\_Band 4\_Link\_M-CH  
 Tested by: Karl Lee

Freq	Level	Read Level	Factor	Limit Line	Over Limit	Remark
MHz	dBm	dBm	dB	dBm	dB	
1 pp 3465.00	-50.62	-64.96	14.34	-13.00	-37.62	Peak



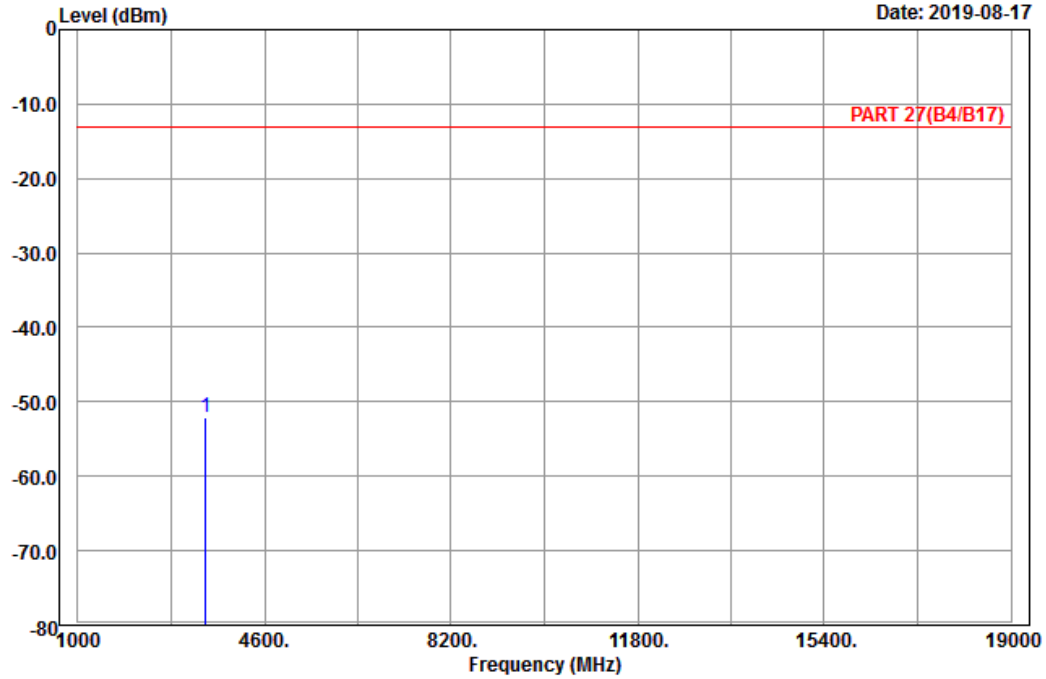


Bureau Veritas Consumer Products Services Ltd., Taoyuan Branch

A D T

Data: 10

Date: 2019-08-17



Site : 966 chamber 1  
 Condition: PART 27(B4/B17) Vertical  
 Remark : LTE\_Band 4\_Link\_M-CH  
 Tested by: Karl Lee

	Freq	Level	Read Level	Factor	Limit Line	Over Limit	Remark
	MHz	dBm	dBm	dB	dBm	dB	
1 pp	3465.00	-52.17	-66.51	14.34	-13.00	-39.17	Peak

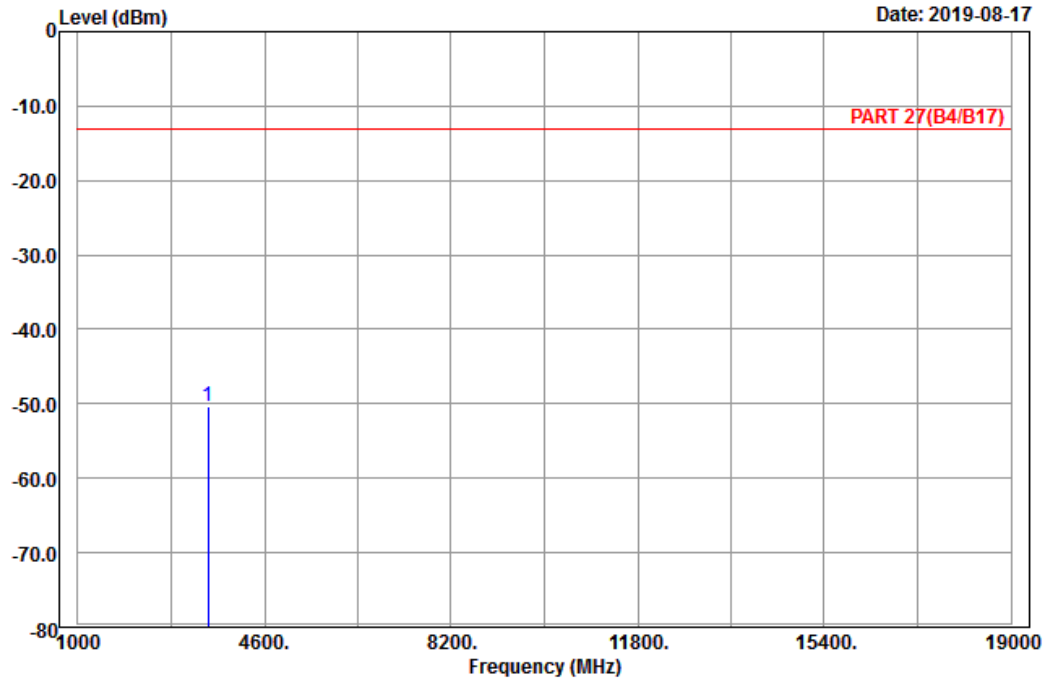
High Channel



Bureau Veritas Consumer Products Services Ltd., Taoyuan Branch

A D T

Data: 9



Site : 966 chamber 1  
 Condition: PART 27(B4/B17) Horizontal  
 Remark : LTE\_Band 4\_Link\_H-CH  
 Tested by: Karl Lee

Freq	Level	Read Level	Factor	Limit Line	Over Limit	Remark
MHz	dBm	dBm	dB	dBm	dB	
1 pp 3505.00	-50.43	-64.71	14.28	-13.00	-37.43	Peak

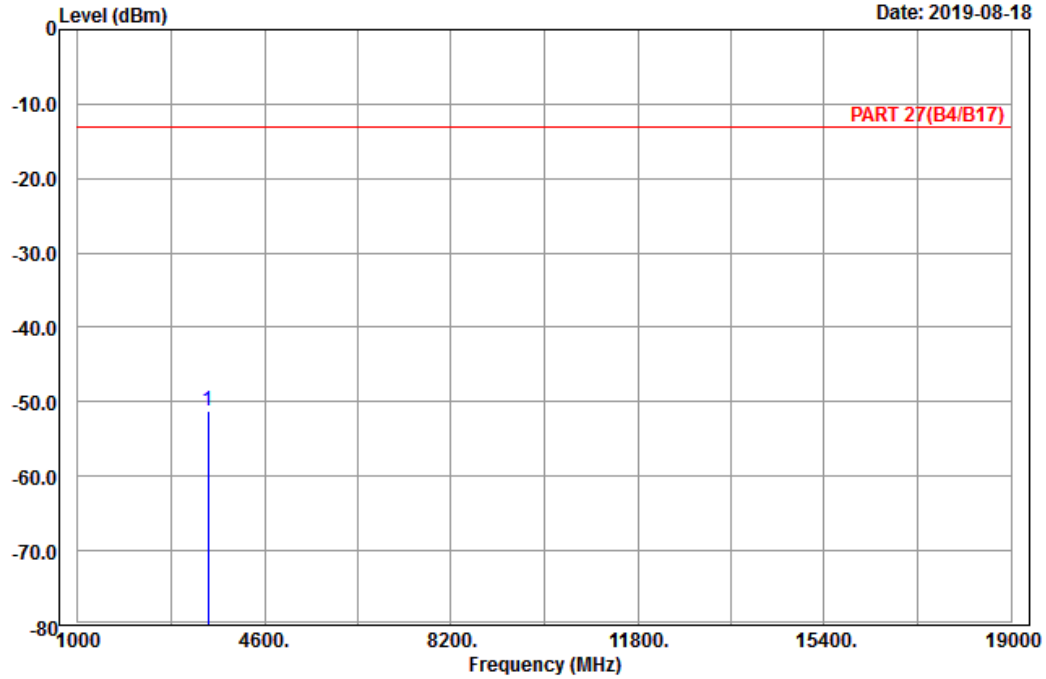


Bureau Veritas Consumer Products Services Ltd., Taoyuan Branch

A D T

Data: 10

Date: 2019-08-18



Site : 966 chamber 1  
 Condition: PART 27(B4/B17) Vertical  
 Remark : LTE\_Band 4\_Link\_H-CH  
 Tested by: Karl Lee

	Freq	Level	Read Level	Factor	Limit Line	Over Limit	Remark
	MHz	dBm	dBm	dB	dBm	dB	
1 pp	3505.00	-51.23	-65.51	14.28	-13.00	-38.23	Peak

Channel Bandwidth: 20 MHz / QPSK  
Low Channel

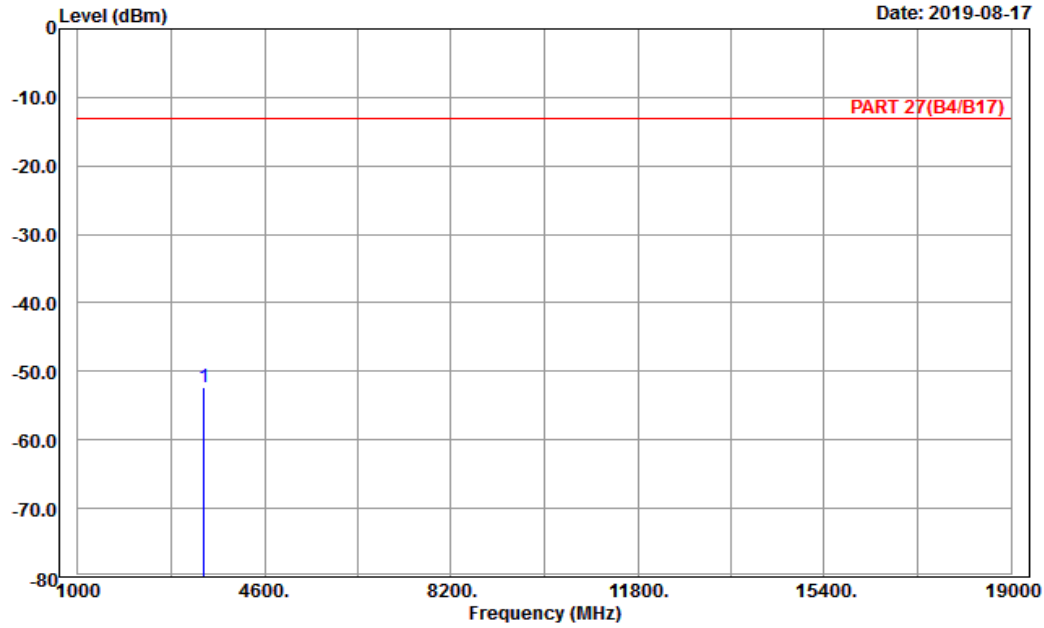


Bureau Veritas Consumer Products Services Ltd., Taoyuan Branch

A D T

Data: 9

Date: 2019-08-17



Site : 966 chamber 1  
Condition: PART 27(B4/B17) Horizontal  
Remark : LTE\_Band 4\_Link\_L-CH  
Tested by: Karl Lee

	Read	Limit	Over	
Freq	Level	Level	Factor	Line
MHz	dBm	dBm	dB	dBm
1 pp 3440.00	-52.26	-66.61	14.35	-13.00
				-39.26
				Peak

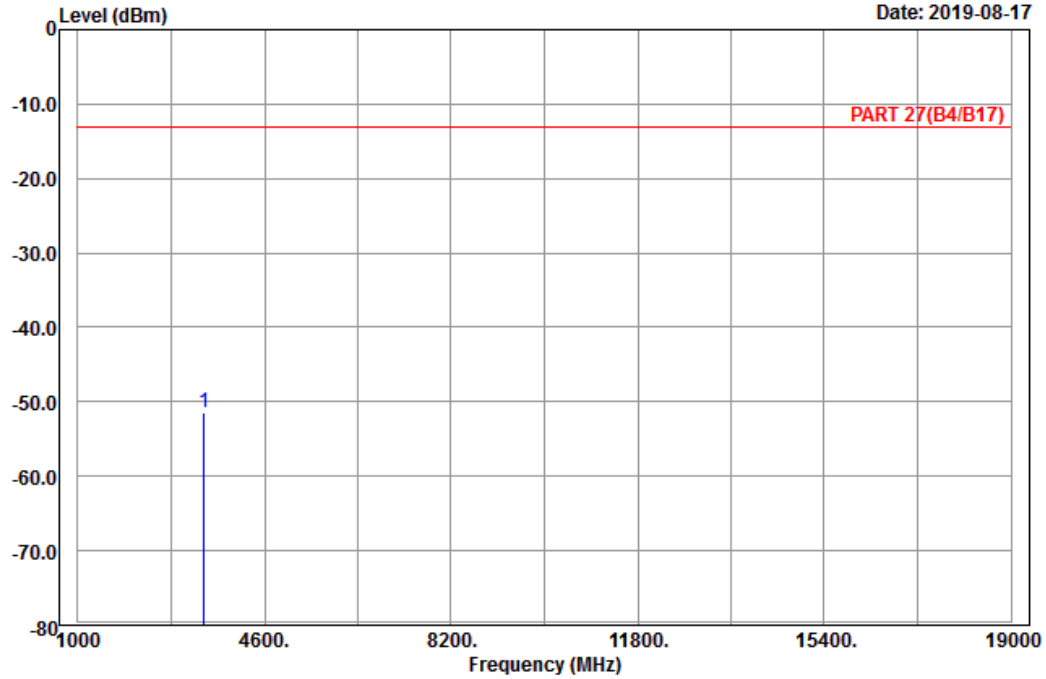


Bureau Veritas Consumer Products Services Ltd., Taoyuan Branch

A D T

Data: 10

Date: 2019-08-17



Site : 966 chamber 1  
 Condition: PART 27(B4/B17) Vertical  
 Remark : LTE\_Band 4\_Link\_L-CH  
 Tested by: Karl Lee

	Freq	Level	Read Level	Factor	Limit Line	Over Limit	Remark
	MHz	dBm	dBm	dB	dBm	dB	
1 pp	3440.00	-51.43	-65.78	14.35	-13.00	-38.43	Peak

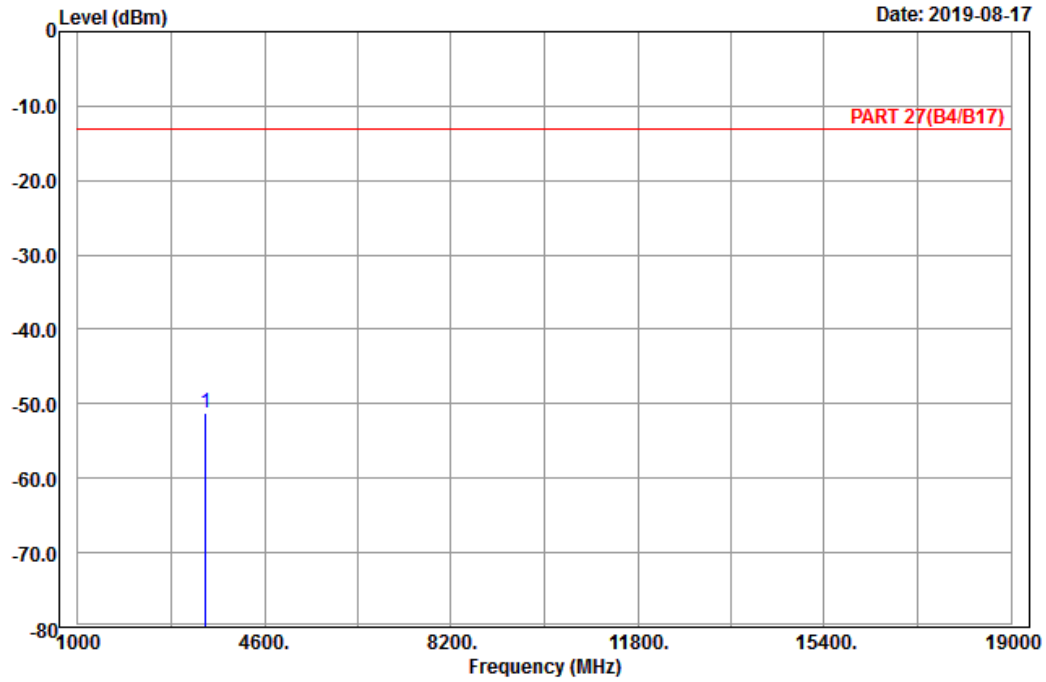
Middle Channel



Bureau Veritas Consumer Products Services Ltd., Taoyuan Branch

A D T

Data: 9



Site : 966 chamber 1  
 Condition: PART 27(B4/B17) Horizontal  
 Remark : LTE\_Band 4\_Link\_M-CH  
 Tested by: Karl Lee

	Read	Limit	Over	
Freq	Level	Level	Factor	Line
MHz	dBm	dBm	dB	dBm
1 pp 3465.00	-51.28	-65.62	14.34	-13.00
				-38.28 Peak

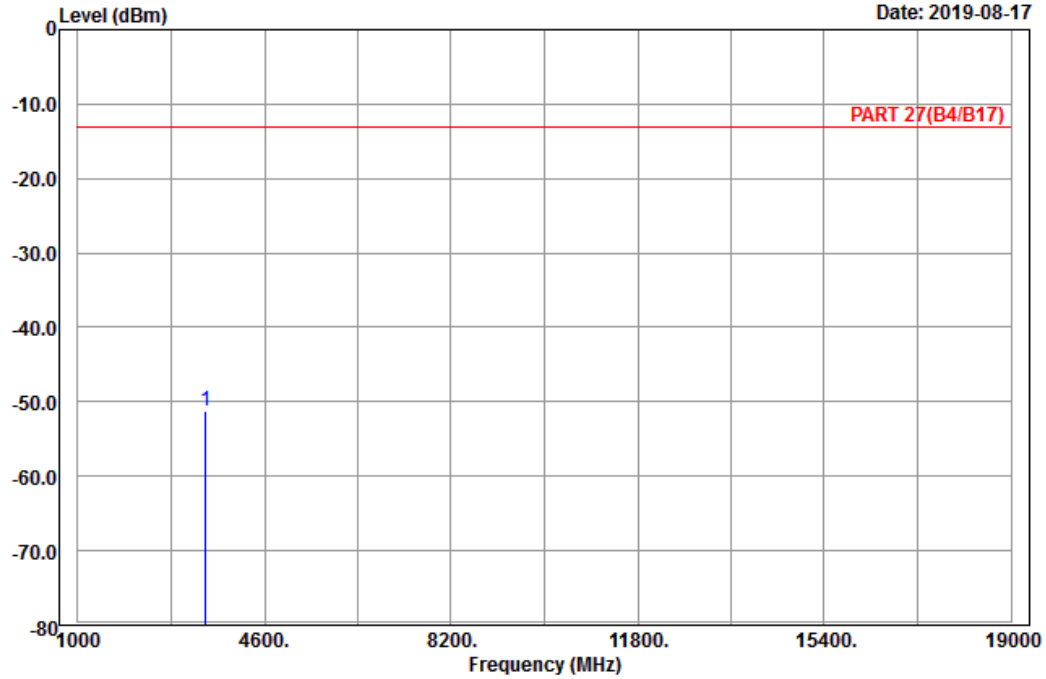


Bureau Veritas Consumer Products Services Ltd., Taoyuan Branch

A D T

Data: 10

Date: 2019-08-17



Site : 966 chamber 1  
 Condition: PART 27(B4/B17) Vertical  
 Remark : LTE\_Band 4\_Link\_M-CH  
 Tested by: Karl Lee

	Freq	Level	Read Level	Factor	Limit Line	Over Limit	Remark
	MHz	dBm	dBm	dB	dBm	dB	
1 pp	3465.00	-51.14	-65.48	14.34	-13.00	-38.14	Peak

# High Channel

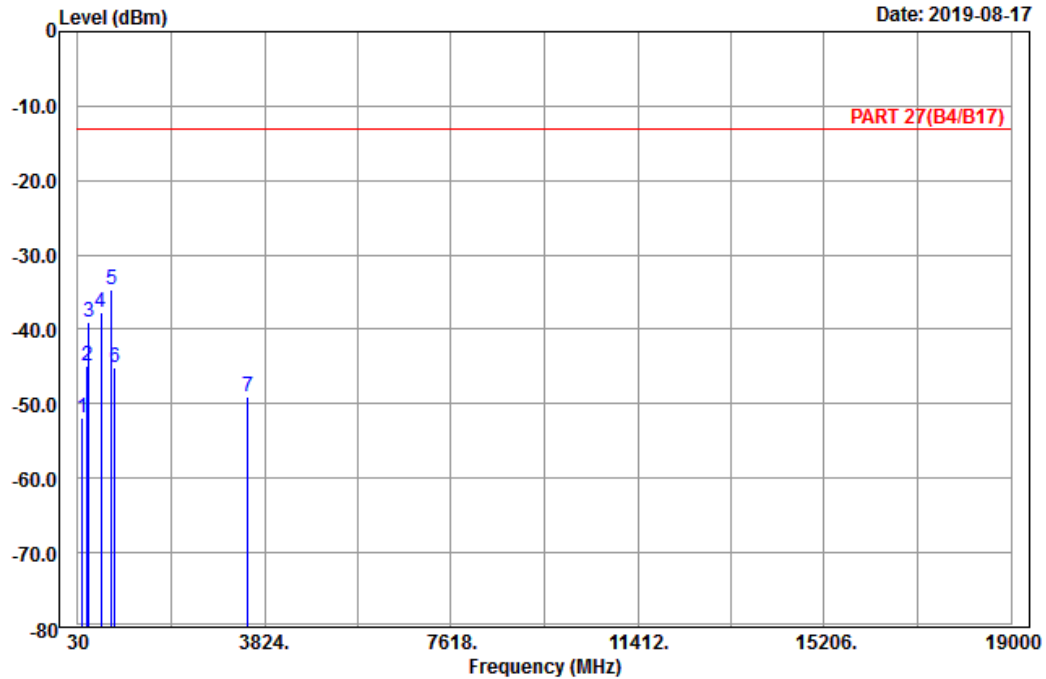


Bureau Veritas Consumer Products Services Ltd., Taoyuan Branch

A D T

Data: 13

Date: 2019-08-17



Site : 966 chamber 1  
 Condition: PART 27(B4/B17) Horizontal  
 Remark : LTE\_Band 4\_Link\_H-CH  
 Tested by: Karl Lee

	Freq	Level	Read Level	Factor	Limit Line	Over Limit	Remark
	MHz	dBm	dBm	dB	dBm	dB	
1	113.43	-51.84	-43.15	-8.69	-13.00	-38.84	Peak
2	222.51	-44.95	-39.07	-5.88	-13.00	-31.95	Peak
3	257.07	-38.93	-33.36	-5.57	-13.00	-25.93	Peak
4	499.50	-37.69	-32.43	-5.26	-13.00	-24.69	Peak
5 pp	706.70	-34.71	-34.20	-0.51	-13.00	-21.71	Peak
6	775.30	-45.02	-45.37	0.35	-13.00	-32.02	Peak
7	3490.00	-49.00	-63.31	14.31	-13.00	-36.00	Peak



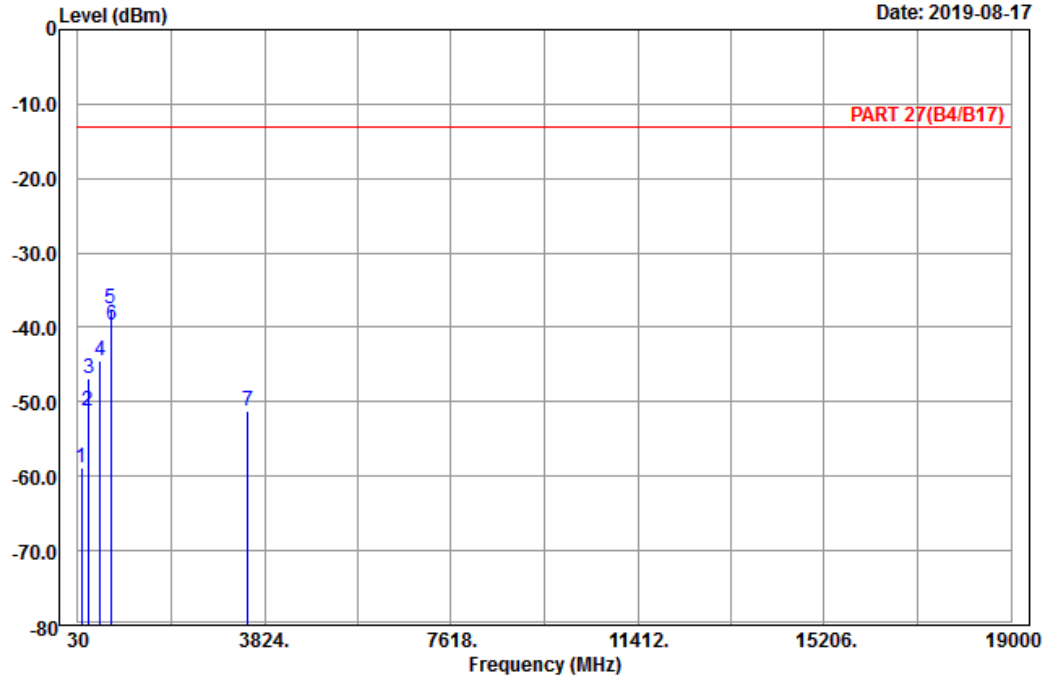


Bureau Veritas Consumer Products Services Ltd., Taoyuan Branch

A D T

Data: 14

Date: 2019-08-17



Site : 966 chamber 1  
 Condition: PART 27(B4/B17) Vertical  
 Remark : LTE\_Band 4\_Link\_H-CH  
 Tested by: Karl Lee

	Freq	Level	Read Level	Factor	Limit Line	Over Limit	Remark
	MHz	dBm	dBm	dB	dBm	dB	
1	99.39	-58.96	-48.84	-10.12	-13.00	-45.96	Peak
2	235.74	-51.31	-45.61	-5.70	-13.00	-38.31	Peak
3	249.51	-46.77	-41.25	-5.52	-13.00	-33.77	Peak
4	475.70	-44.41	-39.85	-4.56	-13.00	-31.41	Peak
5 pp	697.60	-37.56	-37.20	-0.36	-13.00	-24.56	Peak
6	715.80	-39.58	-38.91	-0.67	-13.00	-26.58	Peak
7	3490.00	-51.20	-65.51	14.31	-13.00	-38.20	Peak

LTE Band 12  
 Channel Bandwidth: 1.4 MHz / QPSK  
 Low Channel

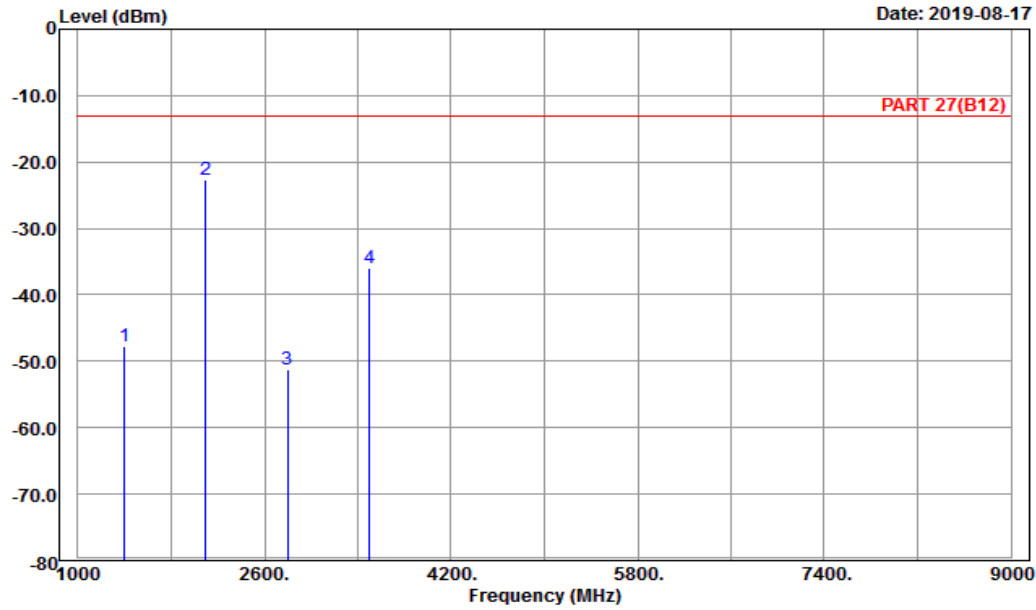


Bureau Veritas Consumer Products Services Ltd., Taoyuan Branch

A D T

Data: 5

Date: 2019-08-17



Site : 966 chamber 1  
 Condition: PART 27(B12) Horizontal  
 Remark : LTE\_Band 12\_Link\_L-Ch  
 Tested by: Karl Lee

	Freq	Level	Read	Limit	Over	Remark
	MHz	dBm	Level	Line	Limit	
			dBm	dB	dBm	dB
1	1399.40	-47.84	-53.94	6.10	-13.00	-34.84 Peak
2 pp	2099.10	-22.74	-33.67	10.93	-13.00	-9.74 Peak
3	2798.80	-51.22	-64.00	12.78	-13.00	-38.22 Peak
4	3498.50	-35.91	-50.19	14.28	-13.00	-22.91 Peak

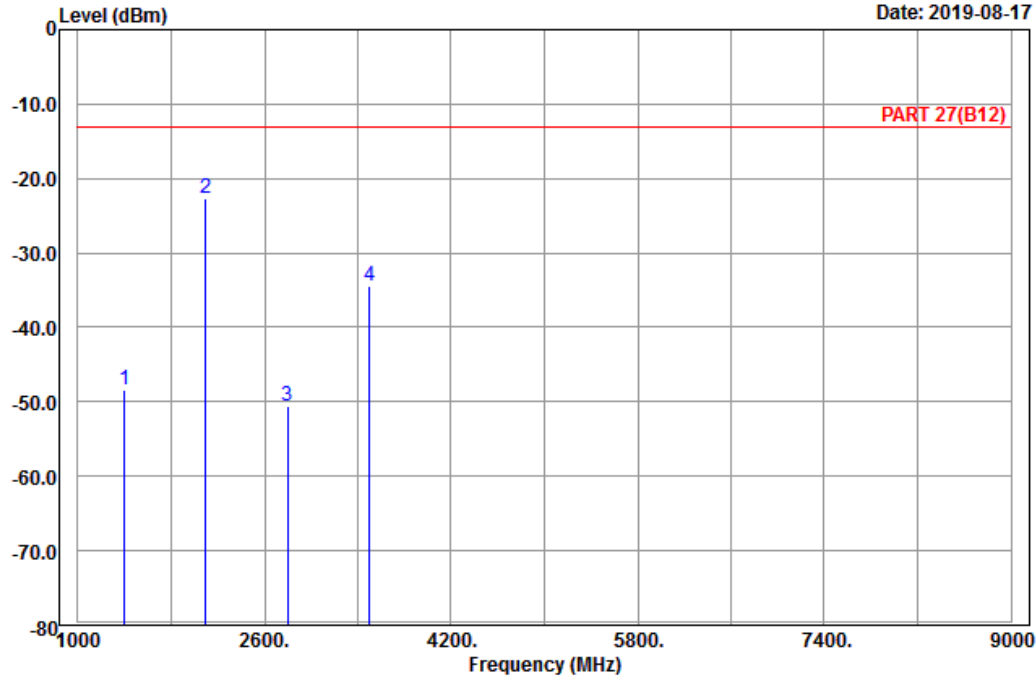


Bureau Veritas Consumer Products Services Ltd., Taoyuan Branch

A D T

Data: 6

Date: 2019-08-17



Site : 966 chamber 1  
 Condition: PART 27(B12) Vertical  
 Remark : LTE\_Band 12\_Link\_L-Ch  
 Tested by: Karl Lee

	Freq	Level	Read Level	Factor	Limit Line	Over Limit	Remark
	MHz	dBm	dBm	dB	dBm	dB	
1	1399.40	-48.34	-54.44	6.10	-13.00	-35.34	Peak
2 pp	2099.10	-22.75	-33.68	10.93	-13.00	-9.75	Peak
3	2798.80	-50.47	-63.25	12.78	-13.00	-37.47	Peak
4	3498.50	-34.34	-48.62	14.28	-13.00	-21.34	Peak

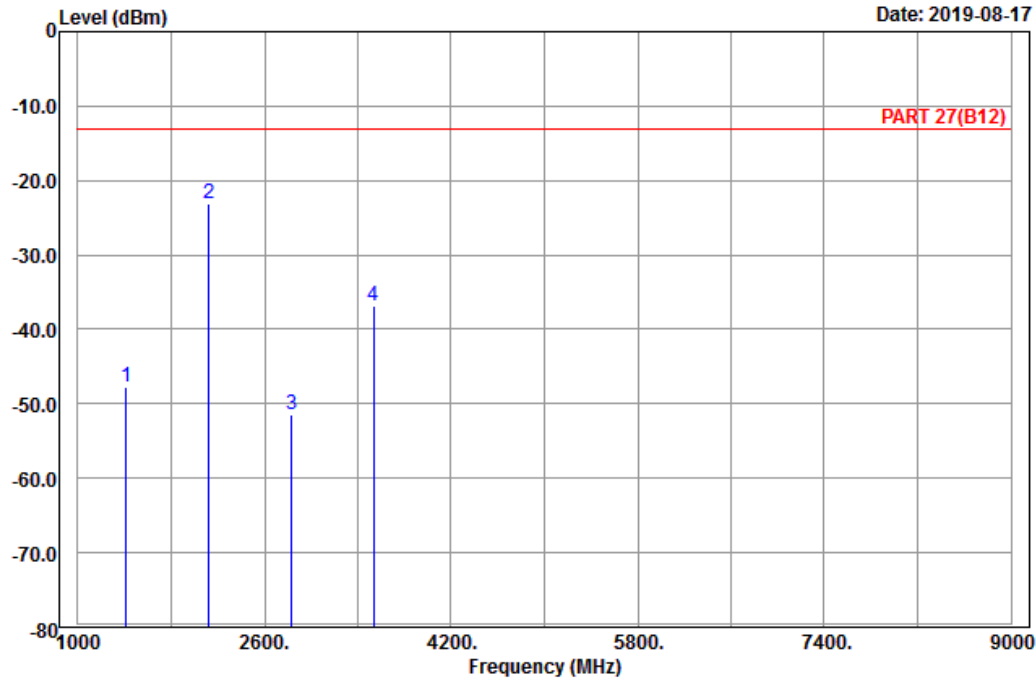
Middle Channel



Bureau Veritas Consumer Products Services Ltd., Taoyuan Branch

A D T

Data: 5



Site : 966 chamber 1  
 Condition: PART 27(B12) Horizontal  
 Remark : LTE\_Band 12\_Link\_M-Ch  
 Tested by: Karl Lee

	Freq	Level	Read Level	Factor	Limit Line	Over Limit	Remark
	MHz	dBm	dBm	dB	dBm	dB	
1	1415.00	-47.74	-54.10	6.36	-13.00	-34.74	Peak
2 pp	2122.50	-23.07	-34.18	11.11	-13.00	-10.07	Peak
3	2830.00	-51.44	-64.41	12.97	-13.00	-38.44	Peak
4	3537.50	-36.76	-51.65	14.89	-13.00	-23.76	Peak

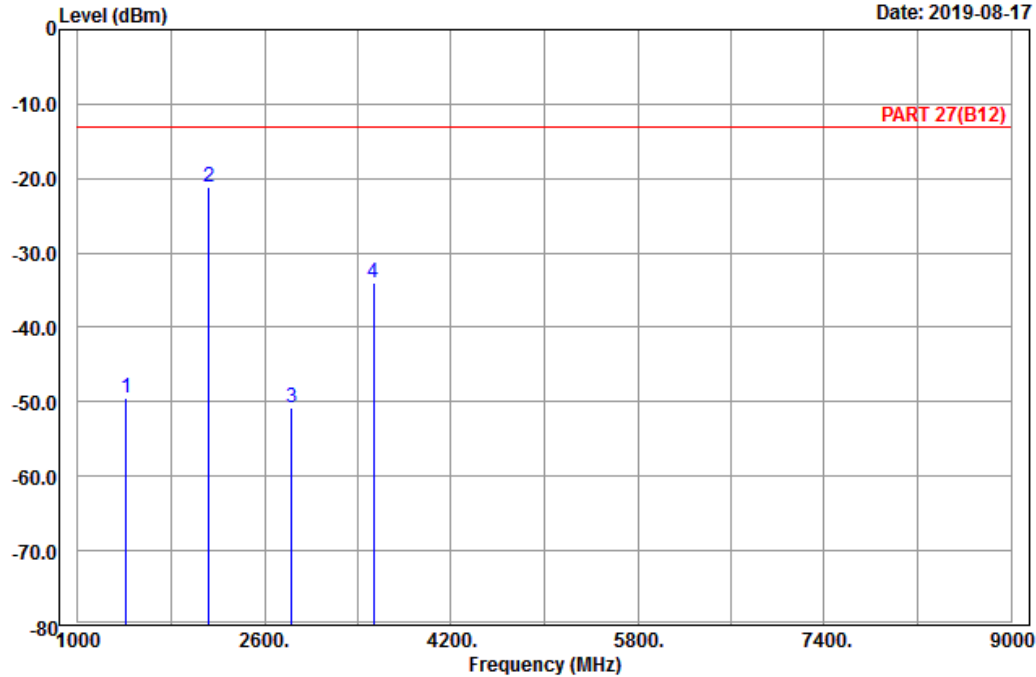


Bureau Veritas Consumer Products Services Ltd., Taoyuan Branch

A D T

Data: 6

Date: 2019-08-17



Site : 966 chamber 1  
 Condition: PART 27(B12) Vertical  
 Remark : LTE\_Band 12\_Link\_M-Ch  
 Tested by: Karl Lee

	Freq	Level	Read Level	Factor	Limit Line	Over Limit	Remark
	MHz	dBm	dBm	dB	dBm	dB	
1	1415.00	-49.46	-55.82	6.36	-13.00	-36.46	Peak
2 pp	2122.50	-21.18	-32.29	11.11	-13.00	-8.18	Peak
3	2830.00	-50.74	-63.71	12.97	-13.00	-37.74	Peak
4	3537.50	-34.02	-48.91	14.89	-13.00	-21.02	Peak

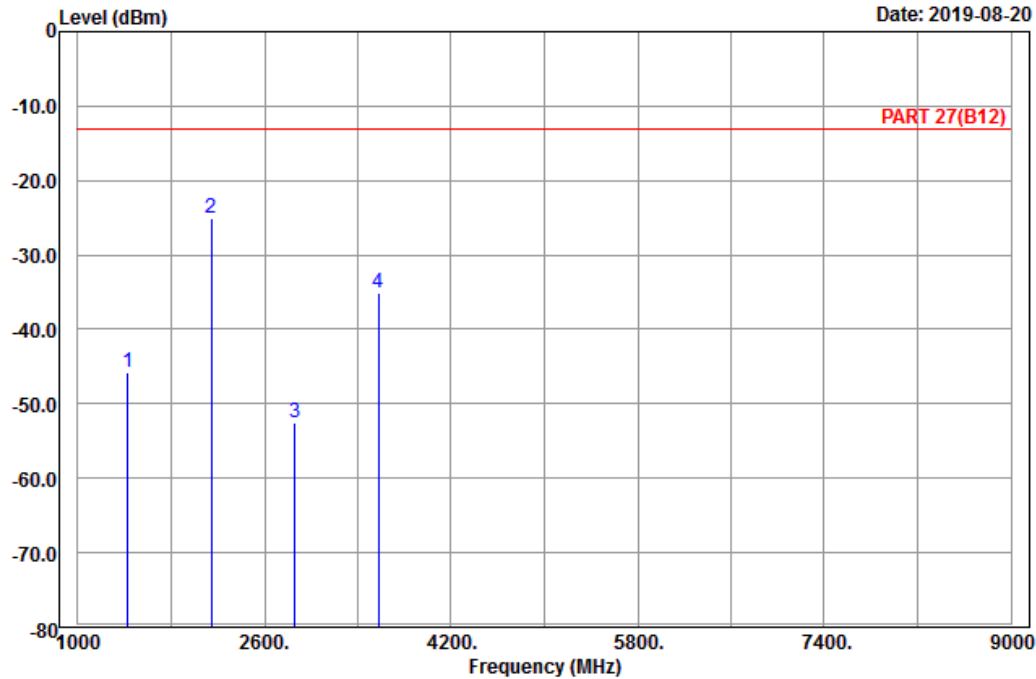
## High Channel



Bureau Veritas Consumer Products Services Ltd., Taoyuan Branch

A D T

Data: 5



Site : 966 chamber 1  
 Condition: PART 27(B12) Horizontal  
 Remark : LTE\_Band 12\_Link\_H-Ch  
 Tested by: Karl Lee

	Freq	Level	Read Level	Factor	Limit Line	Over Limit	Remark
	MHz	dBm	dBm	dB	dBm	dB	
1	1430.60	-45.80	-52.04	6.24	-13.00	-32.80	Peak
2 pp	2145.90	-25.17	-36.42	11.25	-13.00	-12.17	Peak
3	2861.20	-52.45	-65.47	13.02	-13.00	-39.45	Peak
4	3576.50	-35.14	-50.42	15.28	-13.00	-22.14	Peak

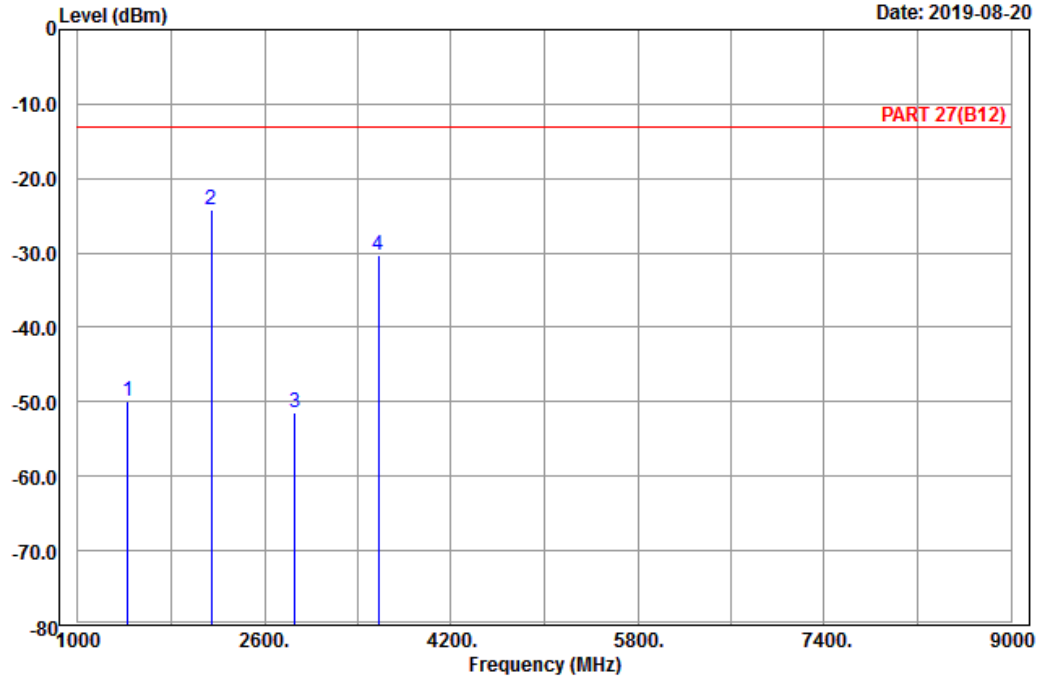


Bureau Veritas Consumer Products Services Ltd., Taoyuan Branch

A D T

Data: 6

Date: 2019-08-20



Site : 966 chamber 1  
 Condition: PART 27(B12) Vertical  
 Remark : LTE\_Band 12\_Link\_H-Ch  
 Tested by: Karl Lee

	Freq	Level	Read Level	Factor	Limit Line	Over Limit	Remark
	MHz	dBm	dBm	dB	dBm	dB	
1	1430.60	-49.94	-56.18	6.24	-13.00	-36.94	Peak
2	pp 2145.90	-24.30	-35.55	11.25	-13.00	-11.30	Peak
3	2861.20	-51.37	-64.39	13.02	-13.00	-38.37	Peak
4	3576.50	-30.24	-45.52	15.28	-13.00	-17.24	Peak

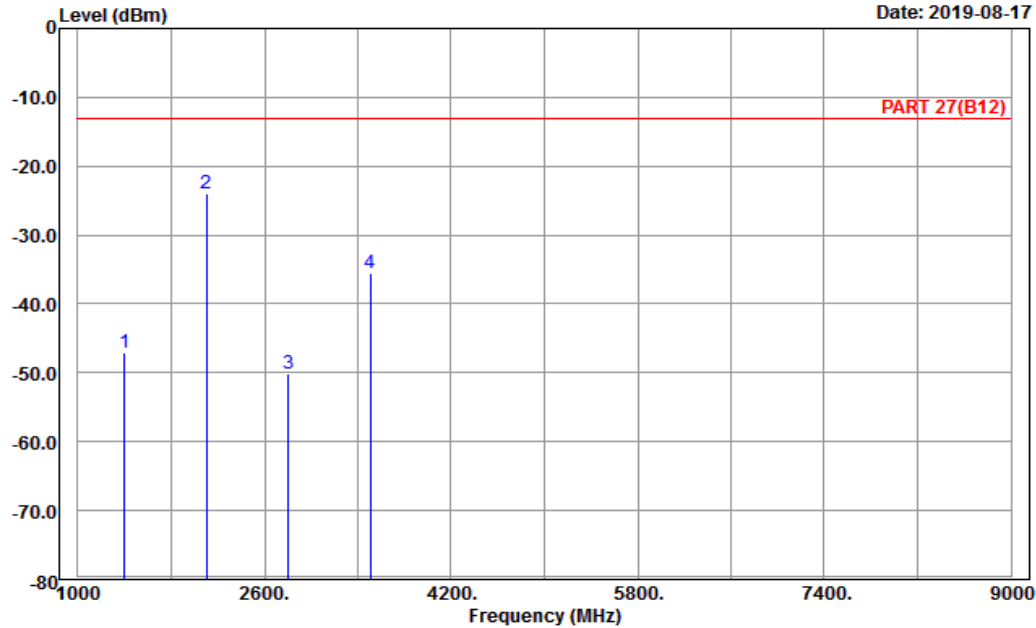
Channel Bandwidth: 5 MHz / QPSK  
Low Channel



Bureau Veritas Consumer Products Services Ltd., Taoyuan Branch

A D T

Data: 5



Site : 966 chamber 1  
Condition: PART 27(B12) Horizontal  
Remark : LTE\_Band 12\_Link\_L-Ch  
Tested by: Karl Lee

	Freq	Level	Read Level	Factor	Limit Line	Over Limit	Remark
	MHz	dBm	dBm	dB	dBm	dB	
1	1403.00	-47.01	-53.11	6.10	-13.00	-34.01	Peak
2 pp	2104.50	-23.96	-34.89	10.93	-13.00	-10.96	Peak
3	2806.00	-50.20	-62.98	12.78	-13.00	-37.20	Peak
4	3507.50	-35.49	-49.77	14.28	-13.00	-22.49	Peak



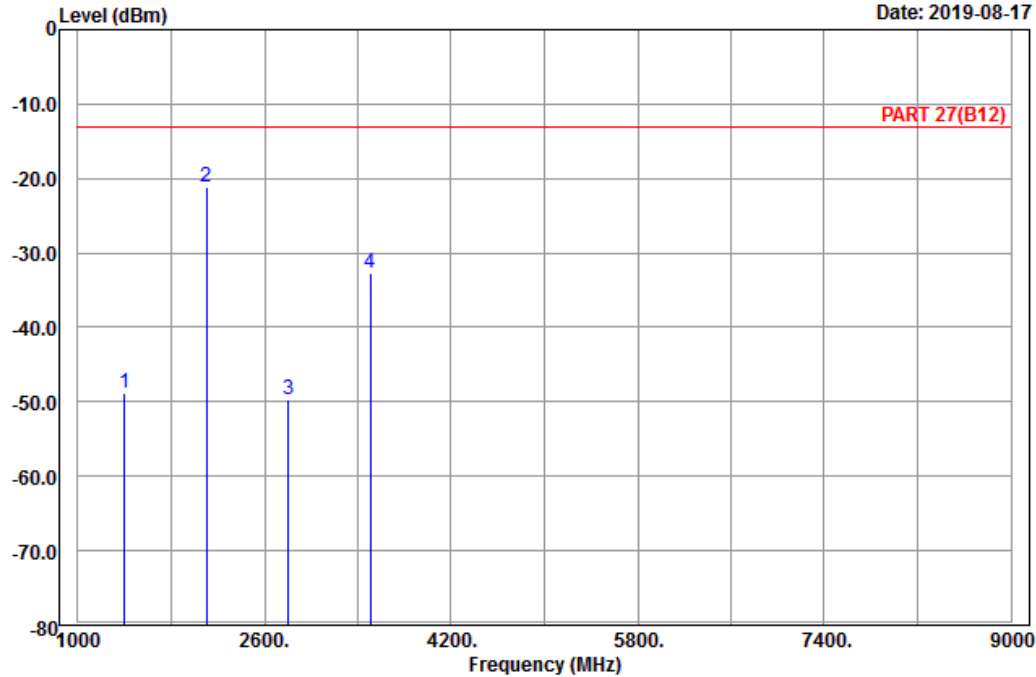


Bureau Veritas Consumer Products Services Ltd., Taoyuan Branch

A D T

Data: 6

Date: 2019-08-17



Site : 966 chamber 1  
 Condition: PART 27(B12) Vertical  
 Remark : LTE\_Band 12\_Link\_L-Ch  
 Tested by: Karl Lee

	Freq	Level	Read Level	Factor	Limit Line	Over Limit	Remark
	MHz	dBm	dBm	dB	dBm	dB	
1	1403.00	-48.77	-54.87	6.10	-13.00	-35.77	Peak
2 pp	2104.50	-21.24	-32.17	10.93	-13.00	-8.24	Peak
3	2806.00	-49.74	-62.52	12.78	-13.00	-36.74	Peak
4	3507.50	-32.64	-46.92	14.28	-13.00	-19.64	Peak

Middle Channel

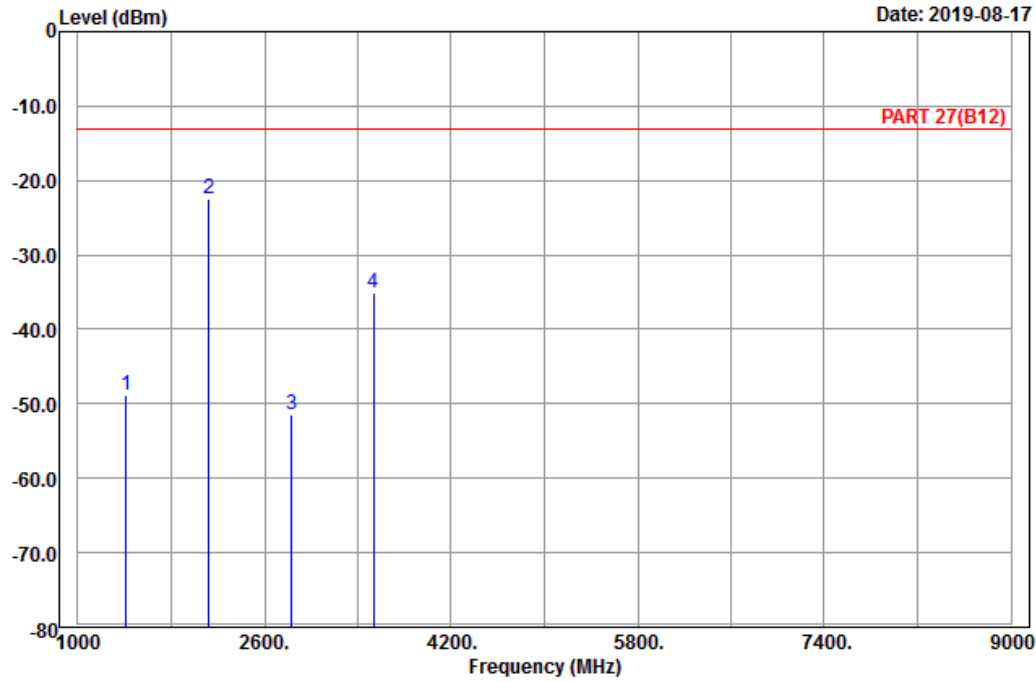


Bureau Veritas Consumer Products Services Ltd., Taoyuan Branch

A D T

Data: 5

Date: 2019-08-17



Site : 966 chamber 1  
 Condition: PART 27(B12) Horizontal  
 Remark : LTE\_Band 12\_Link\_M-Ch  
 Tested by: Karl Lee

	Freq	Level	Read Level	Factor	Limit Line	Over Limit	Remark
	MHz	dBm	dBm	dB	dBm	dB	
1	1415.00	-48.88	-55.24	6.36	-13.00	-35.88	Peak
2 pp	2122.50	-22.44	-33.55	11.11	-13.00	-9.44	Peak
3	2830.00	-51.47	-64.44	12.97	-13.00	-38.47	Peak
4	3537.50	-35.16	-50.05	14.89	-13.00	-22.16	Peak

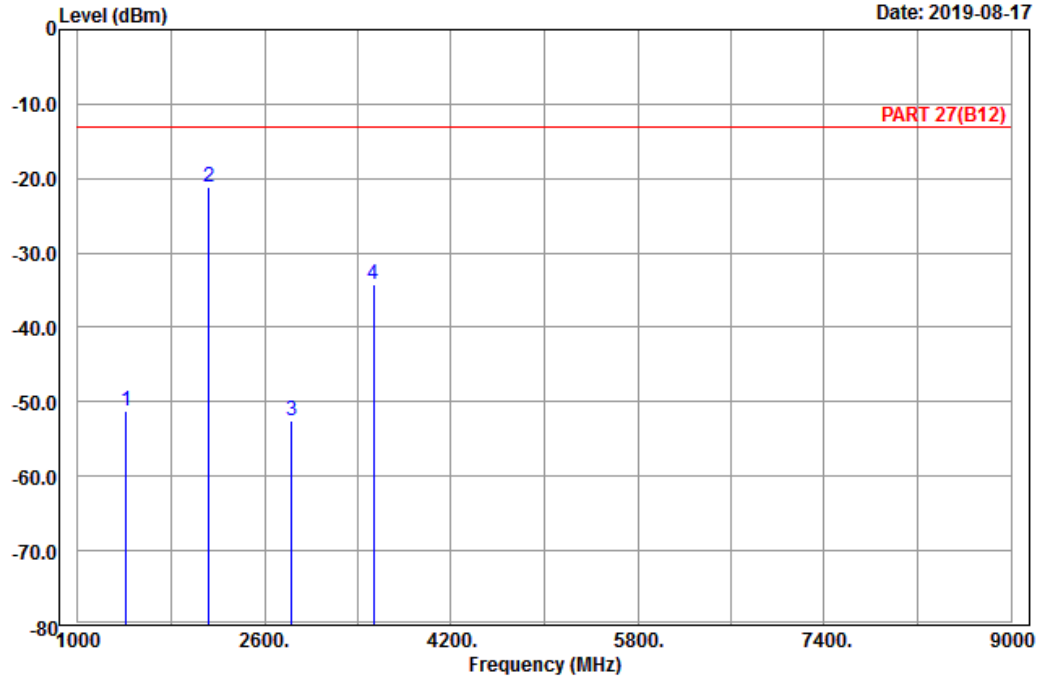


Bureau Veritas Consumer Products Services Ltd., Taoyuan Branch

A D T

Data: 6

Date: 2019-08-17



Site : 966 chamber 1  
 Condition: PART 27(B12) Vertical  
 Remark : LTE\_Band 12\_Link\_M-Ch  
 Tested by: Karl Lee

	Freq	Level	Read Level	Factor	Limit Line	Over Limit	Remark
	MHz	dBm	dBm	dB	dBm	dB	
1	1415.00	-51.20	-57.56	6.36	-13.00	-38.20	Peak
2	pp 2122.50	-21.18	-32.29	11.11	-13.00	-8.18	Peak
3	2830.00	-52.64	-65.61	12.97	-13.00	-39.64	Peak
4	3537.50	-34.31	-49.20	14.89	-13.00	-21.31	Peak

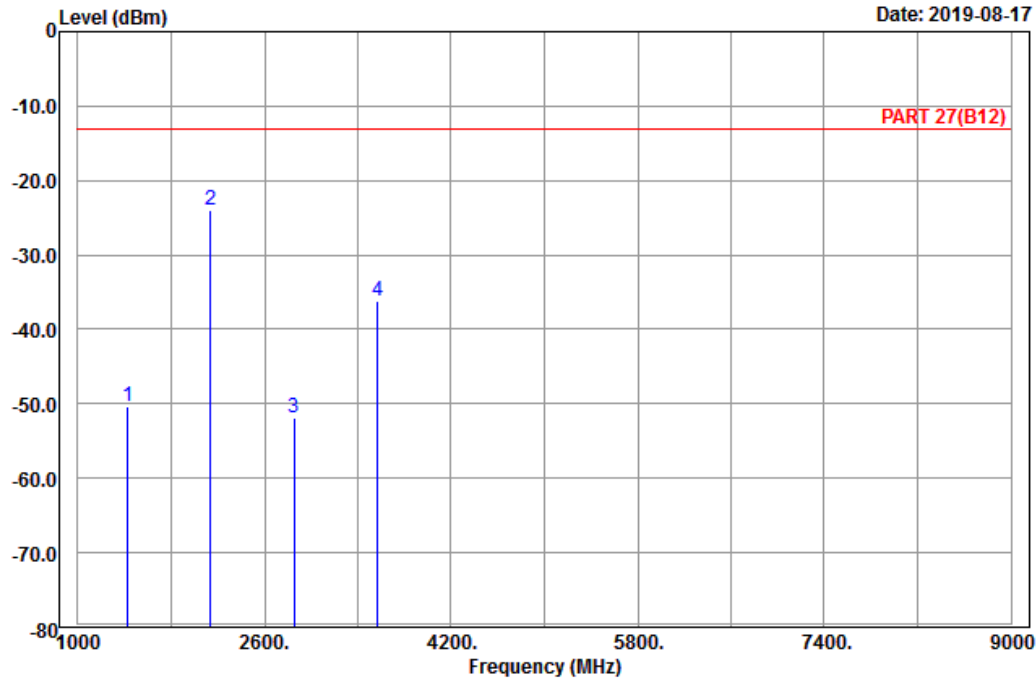
# High Channel



Bureau Veritas Consumer Products Services Ltd., Taoyuan Branch

A D T

Data: 5



Site : 966 chamber 1  
 Condition: PART 27(B12) Horizontal  
 Remark : LTE\_Band 12\_Link\_H-Ch  
 Tested by: Karl Lee

	Freq	Level	Read Level	Factor	Limit Line	Over Limit	Remark
	MHz	dBm	dBm	dB	dBm	dB	
1	1427.00	-50.46	-56.70	6.24	-13.00	-37.46	Peak
2 pp	2140.50	-23.90	-35.18	11.28	-13.00	-10.90	Peak
3	2854.00	-51.86	-64.88	13.02	-13.00	-38.86	Peak
4	3567.50	-36.25	-51.53	15.28	-13.00	-23.25	Peak

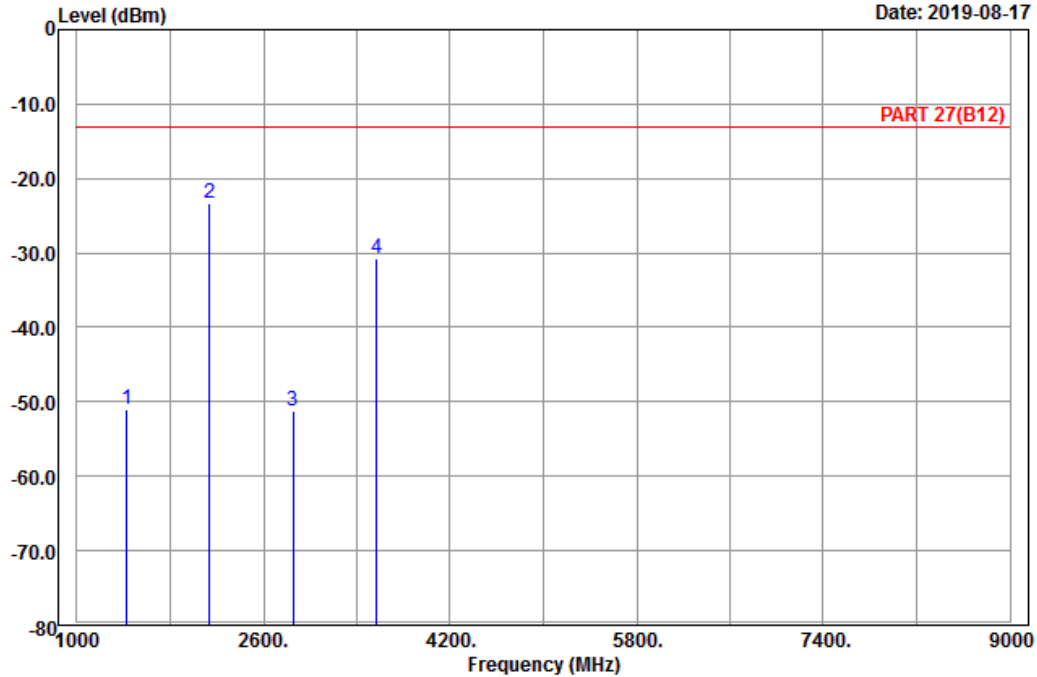


Bureau Veritas Consumer Products Services Ltd., Taoyuan Branch

A D T

Data: 6

Date: 2019-08-17



Site : 966 chamber 1  
 Condition: PART 27(B12) Vertical  
 Remark : LTE\_Band 12\_Link\_H-Ch  
 Tested by: Karl Lee

	Freq	Level	Read Level	Factor	Limit Line	Over Limit	Remark
	MHz	dBm	dBm	dB	dBm	dB	
1	1427.00	-50.96	-57.20	6.24	-13.00	-37.96	Peak
2 pp	2140.50	-23.31	-34.59	11.28	-13.00	-10.31	Peak
3	2854.00	-51.14	-64.16	13.02	-13.00	-38.14	Peak
4	3567.50	-30.69	-45.97	15.28	-13.00	-17.69	Peak

Channel Bandwidth: 10 MHz / QPSK  
Low Channel

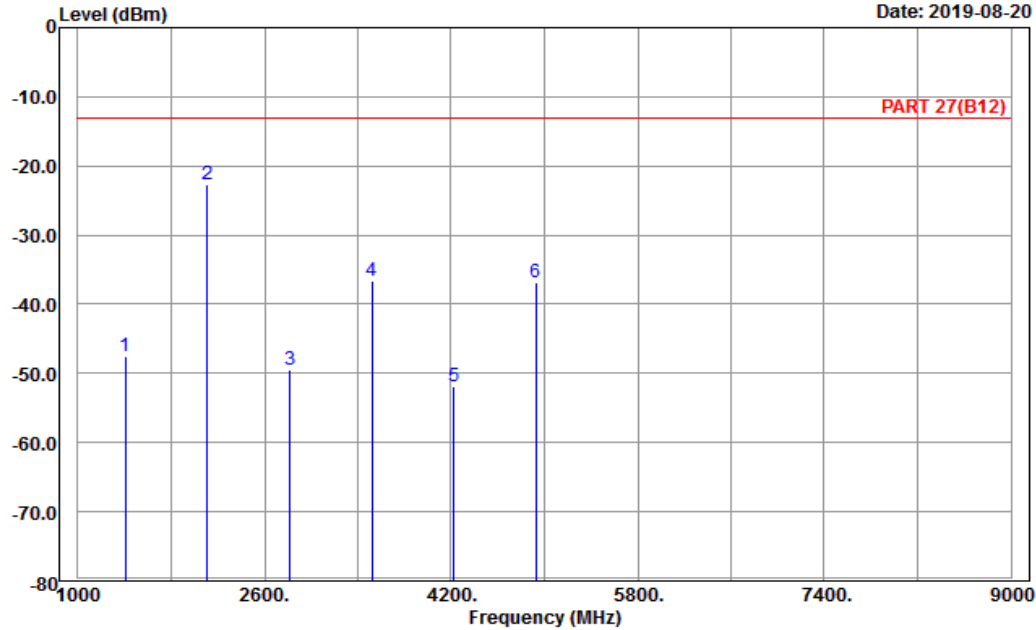


Bureau Veritas Consumer Products Services Ltd., Taoyuan Branch

A D T

Data: 5

Date: 2019-08-20



Site : 966 chamber 1  
Condition: PART 27(B12) Horizontal  
Remark : LTE\_Band 12\_Link\_L-Ch  
Tested by: Karl Lee

	Freq	Level	Read Level	Factor	Limit Line	Over Limit	Remark
	MHz	dBm	dBm	dB	dBm	dB	
1	1408.00	-47.46	-53.82	6.36	-13.00	-34.46	Peak
2	2112.00	-22.66	-33.77	11.11	-13.00	-9.66	Peak
3	2816.00	-49.45	-62.32	12.87	-13.00	-36.45	Peak
4	3520.00	-36.70	-51.28	14.58	-13.00	-23.70	Peak
5	4224.00	-51.95	-69.23	17.28	-13.00	-38.95	Peak
6	4928.00	-36.81	-56.16	19.35	-13.00	-23.81	Peak

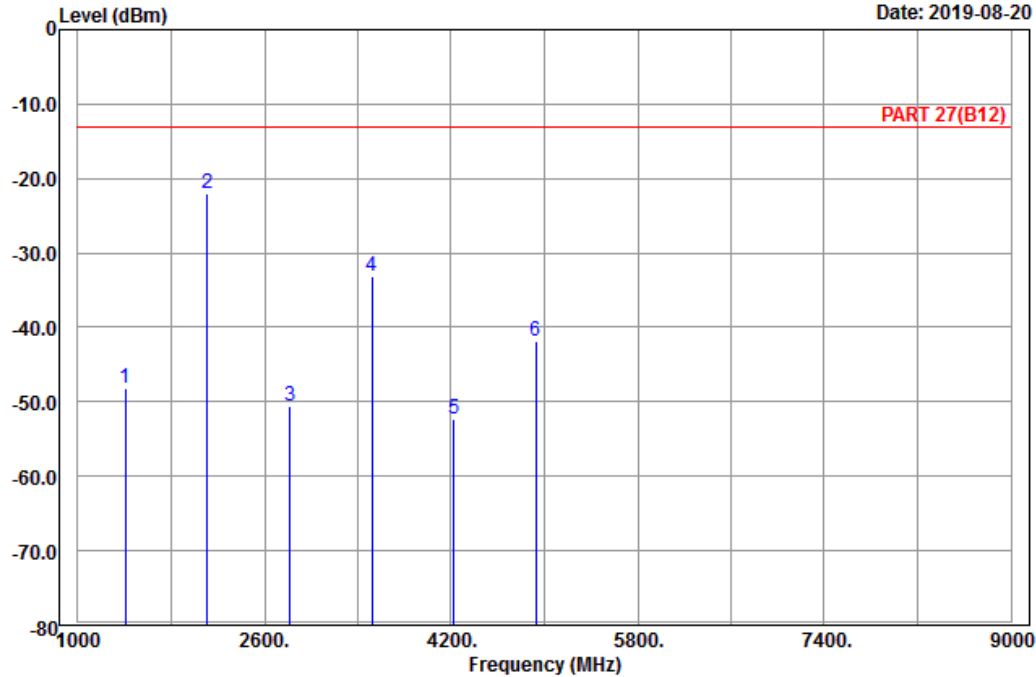


Bureau Veritas Consumer Products Services Ltd., Taoyuan Branch

A D T

Data: 6

Date: 2019-08-20



Site : 966 chamber 1  
 Condition: PART 27(B12) Vertical  
 Remark : LTE\_Band 12\_Link\_L-Ch  
 Tested by: Karl Lee

	Freq	Level	Read Level	Factor	Limit Line	Over Limit	Remark
	MHz	dBm	dBm	dB	dBm	dB	
1	1408.00	-48.16	-54.52	6.36	-13.00	-35.16	Peak
2	2112.00	-22.06	-33.17	11.11	-13.00	-9.06	Peak
3	2816.00	-50.65	-63.52	12.87	-13.00	-37.65	Peak
4	3520.00	-33.14	-47.72	14.58	-13.00	-20.14	Peak
5	4224.00	-52.27	-69.55	17.28	-13.00	-39.27	Peak
6	4928.00	-41.80	-61.15	19.35	-13.00	-28.80	Peak

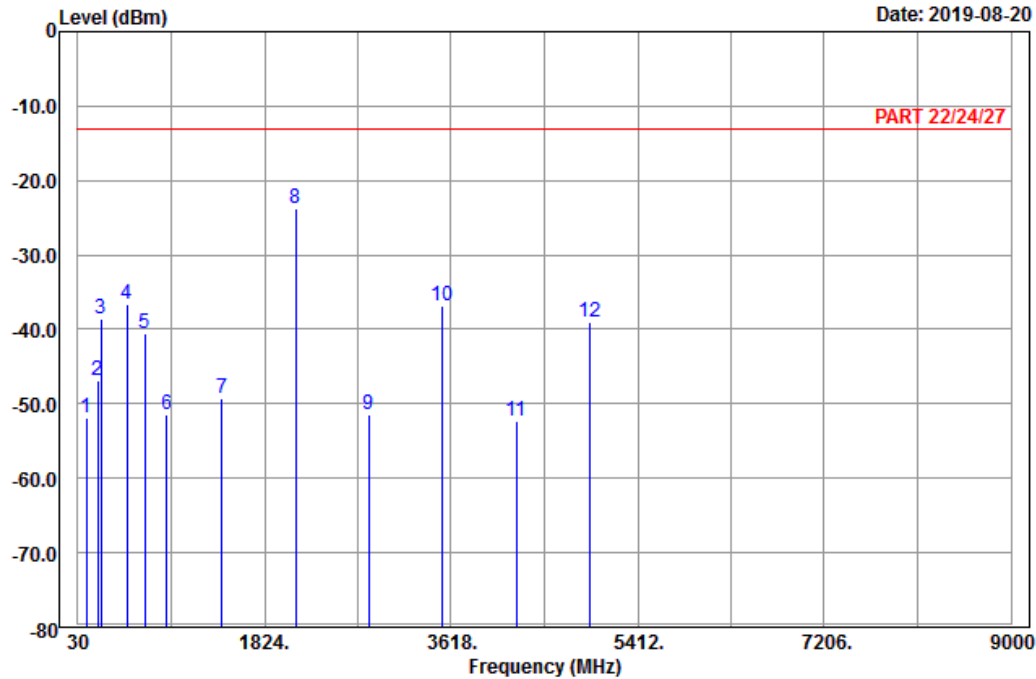
Middle Channel



Bureau Veritas Consumer Products Services Ltd., Taoyuan Branch

A D T

Data: 7



Site : 966 chamber 1  
 Condition: PART 22/24/27 Horizontal  
 Remark : LTE\_Band 12\_Link\_M-Ch  
 Tested by: Karl Lee

	Freq	Level	Read Level	Factor	Limit Line	Over Limit	Remark
	MHz	dBm	dBm	dB	dBm	dB	
1	113.16	-51.97	-43.28	-8.69	-13.00	-38.97	Peak
2	219.00	-46.89	-40.97	-5.92	-13.00	-33.89	Peak
3	248.97	-38.59	-33.07	-5.52	-13.00	-25.59	Peak
4	503.70	-36.61	-31.54	-5.07	-13.00	-23.61	Peak
5	674.50	-40.51	-40.26	-0.25	-13.00	-27.51	Peak
6	886.60	-51.42	-53.92	2.50	-13.00	-38.42	Peak
7	1415.00	-49.24	-55.60	6.36	-13.00	-36.24	Peak
8 pp	2122.50	-23.74	-34.85	11.11	-13.00	-10.74	Peak
9	2830.00	-51.37	-64.34	12.97	-13.00	-38.37	Peak
10	3537.50	-36.90	-51.79	14.89	-13.00	-23.90	Peak
11	4245.50	-52.24	-69.60	17.36	-13.00	-39.24	Peak
12	4952.00	-38.99	-58.42	19.43	-13.00	-25.99	Peak



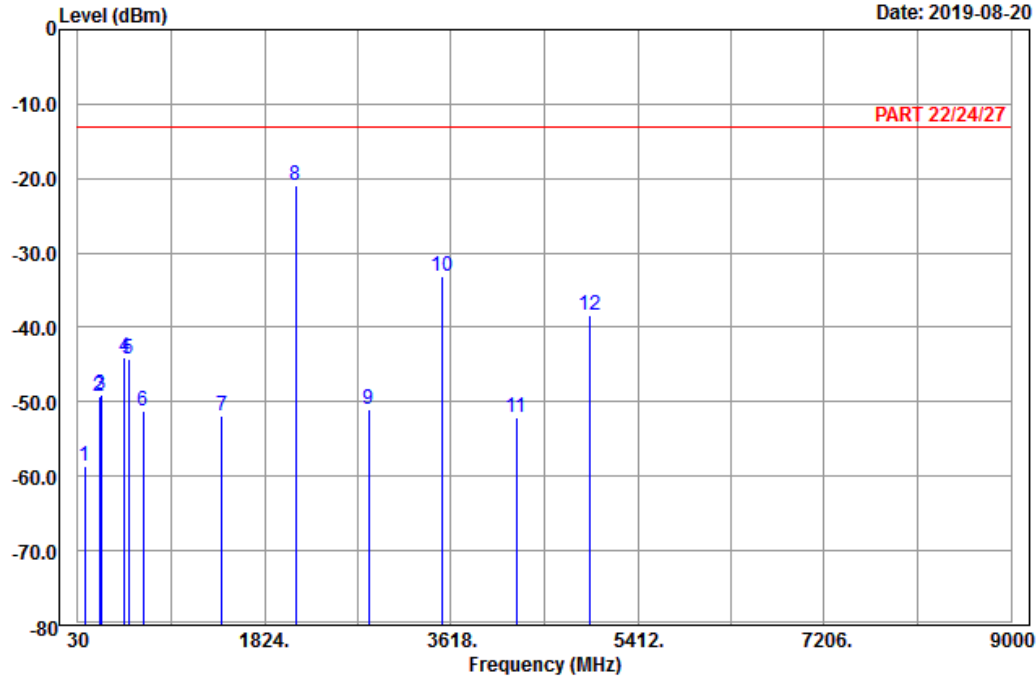


Bureau Veritas Consumer Products Services Ltd., Taoyuan Branch

A D T

Data: 8

Date: 2019-08-20



Site : 966 chamber 1  
 Condition: PART 22/24/27 Vertical  
 Remark : LTE\_Band 12\_Link\_M-Ch  
 Tested by: Karl Lee

	Freq	Level	Read Level	Factor	Limit Line	Over Limit	Remark
	MHz	dBm	dBm	dB	dBm	dB	
1	99.66	-58.68	-48.56	-10.12	-13.00	-45.68	Peak
2	239.79	-49.32	-43.67	-5.65	-13.00	-36.32	Peak
3	250.59	-48.95	-43.44	-5.51	-13.00	-35.95	Peak
4	480.60	-43.97	-39.24	-4.73	-13.00	-30.97	Peak
5	516.30	-44.22	-40.07	-4.15	-13.00	-31.22	Peak
6	659.10	-51.27	-51.09	-0.18	-13.00	-38.27	Peak
7	1415.00	-51.81	-58.17	6.36	-13.00	-38.81	Peak
8 pp	2122.50	-21.01	-32.12	11.11	-13.00	-8.01	Peak
9	2830.00	-51.05	-64.02	12.97	-13.00	-38.05	Peak
10	3537.50	-33.20	-48.09	14.89	-13.00	-20.20	Peak
11	4245.00	-52.15	-69.51	17.36	-13.00	-39.15	Peak
12	4952.50	-38.28	-57.71	19.43	-13.00	-25.28	Peak

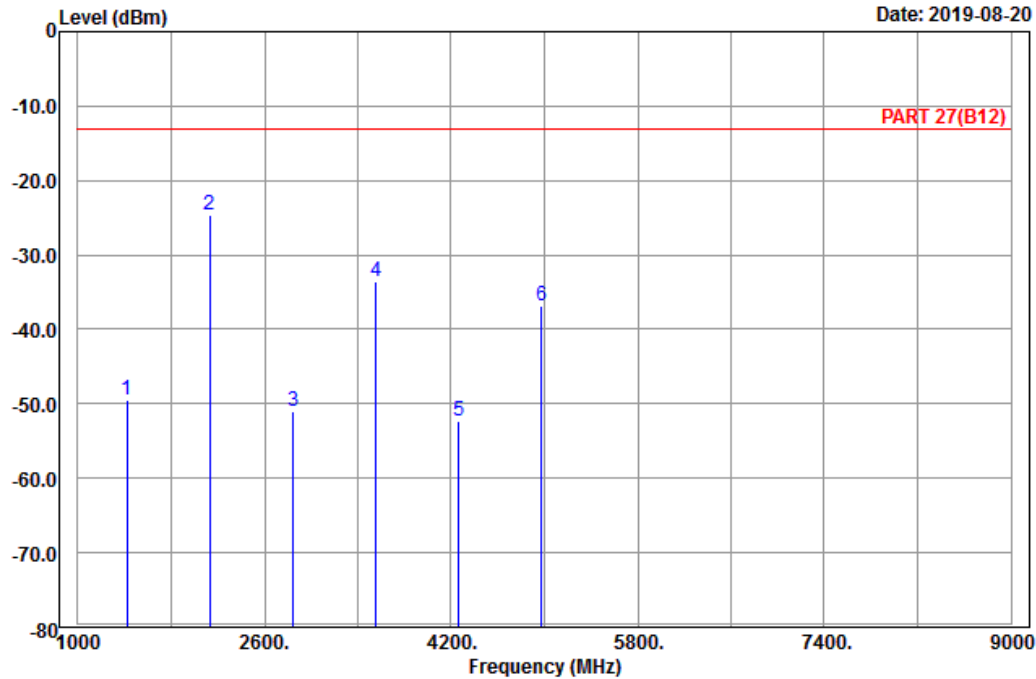
## High Channel



Bureau Veritas Consumer Products Services Ltd., Taoyuan Branch

A D T

Data: 5



Site : 966 chamber 1  
 Condition: PART 27(B12) Horizontal  
 Remark : LTE\_Band 12\_Link\_H-Ch  
 Tested by: Karl Lee

	Freq	Level	Read Level	Factor	Limit Line	Over Limit	Remark
	MHz	dBm	dBm	dB	dBm	dB	
1	1422.00	-49.46	-55.82	6.36	-13.00	-36.46	Peak
2 pp	2133.00	-24.56	-35.84	11.28	-13.00	-11.56	Peak
3	2844.00	-51.10	-64.07	12.97	-13.00	-38.10	Peak
4	3555.00	-33.58	-48.77	15.19	-13.00	-20.58	Peak
5	4266.00	-52.24	-69.67	17.43	-13.00	-39.24	Peak
6	4977.00	-36.78	-56.25	19.47	-13.00	-23.78	Peak

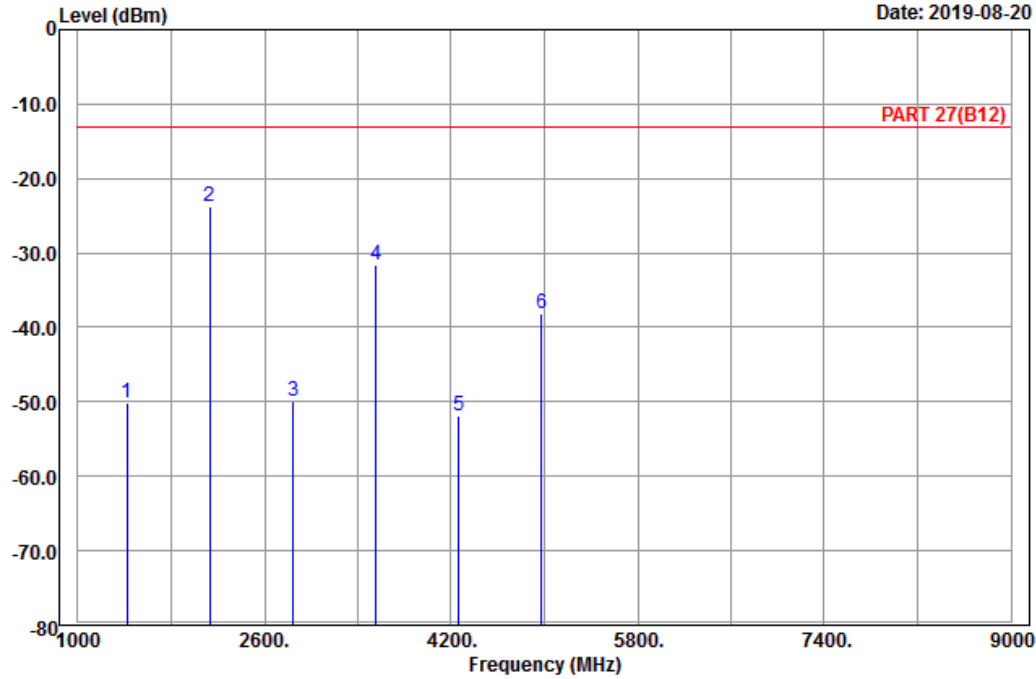


Bureau Veritas Consumer Products Services Ltd., Taoyuan Branch

A D T

Data: 6

Date: 2019-08-20



Site : 966 chamber 1  
 Condition: PART 27(B12) Vertical  
 Remark : LTE\_Band 12\_Link\_H-Ch  
 Tested by: Karl Lee

	Freq	Level	Read Level	Factor	Limit Line	Over Limit	Remark
	MHz	dBm	dBm	dB	dBm	dB	
1	1422.00	-50.11	-56.47	6.36	-13.00	-37.11	Peak
2	2133.00	-23.74	-35.02	11.28	-13.00	-10.74	Peak
3	2844.00	-49.93	-62.90	12.97	-13.00	-36.93	Peak
4	3555.00	-31.64	-46.83	15.19	-13.00	-18.64	Peak
5	4266.00	-51.85	-69.28	17.43	-13.00	-38.85	Peak
6	4977.00	-38.11	-57.58	19.47	-13.00	-25.11	Peak

## 5 Pictures of Test Arrangements

Please refer to the attached file (Test Setup Photo).

## Appendix – Information of the Testing Laboratories

We, Bureau Veritas Consumer Products Services (H.K.) Ltd., Taoyuan Branch, were founded in 1988 to provide our best service in EMC, Radio, Telecom and Safety consultation. Our laboratories are FCC recognized accredited test firms and accredited according to ISO/IEC 17025.

If you have any comments, please feel free to contact us at the following:

**Lin Kou EMC/RF Lab**

Tel: 886-2-26052180

Fax: 886-2-26051924

**Hsin Chu EMC/RF/Telecom Lab**

Tel: 886-3-6668565

Fax: 886-3-6668323

**Hwa Ya EMC/RF/Safety Lab**

Tel: 886-3-3183232

Fax: 886-3-3270892

**Email:** [service.adt@tw.bureauveritas.com](mailto:service.adt@tw.bureauveritas.com)

**Web Site:** [www.bureauveritas-adt.com](http://www.bureauveritas-adt.com)

The address and road map of all our labs can be found in our web site also.

--- END ---