



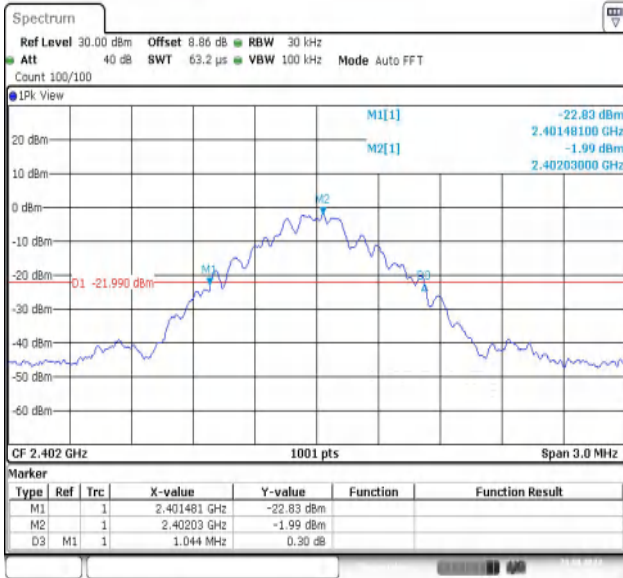
Appendix A: 20dB Emission Bandwidth

Test Result

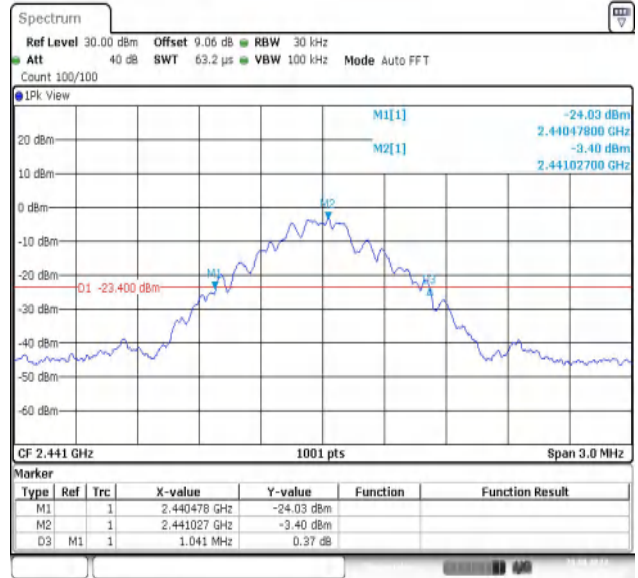
| Test Mode | Antenna | Freq(MHz) | 20dB EBW[MHz] | FL[MHz] | FH[MHz] | Limit[MHz] | Verdict |
|-----------|---------|-----------|---------------|---------|---------|------------|---------|
| DH5 | Ant1 | 2402 | 1.04 | 2401.48 | 2402.53 | --- | --- |
| DH5 | Ant1 | 2441 | 1.04 | 2440.48 | 2441.52 | --- | --- |
| DH5 | Ant1 | 2480 | 1.04 | 2479.48 | 2480.52 | --- | --- |
| 2DH5 | Ant1 | 2402 | 1.35 | 2401.31 | 2402.66 | --- | --- |
| 2DH5 | Ant1 | 2441 | 1.36 | 2440.31 | 2441.67 | --- | --- |
| 2DH5 | Ant1 | 2480 | 1.35 | 2479.30 | 2480.65 | --- | --- |
| 3DH5 | Ant1 | 2402 | 1.36 | 2401.31 | 2402.68 | --- | --- |
| 3DH5 | Ant1 | 2441 | 1.36 | 2440.31 | 2441.68 | --- | --- |
| 3DH5 | Ant1 | 2480 | 1.37 | 2479.31 | 2480.68 | --- | --- |



Test Graphs



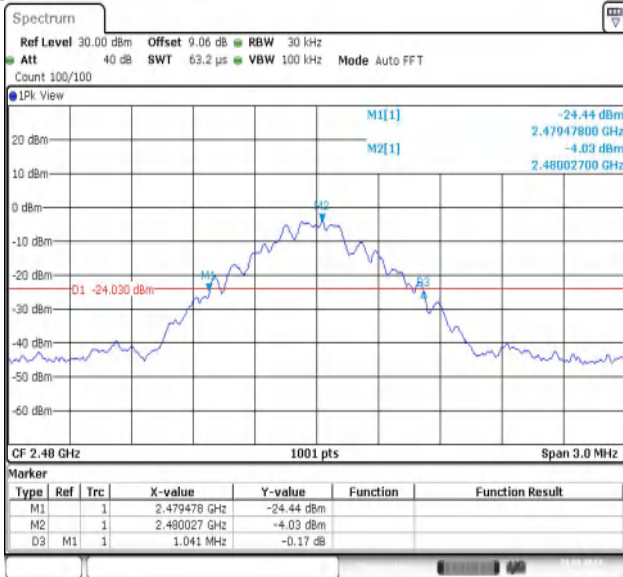
Date: 28.AUG.2024 15:37:57



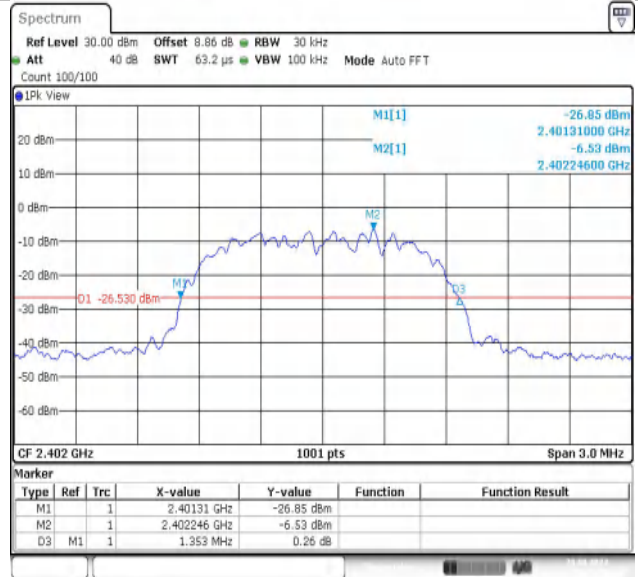
Date: 28.AUG.2024 15:48:58

DH5-Ant1-2402

DH5-Ant1-2441



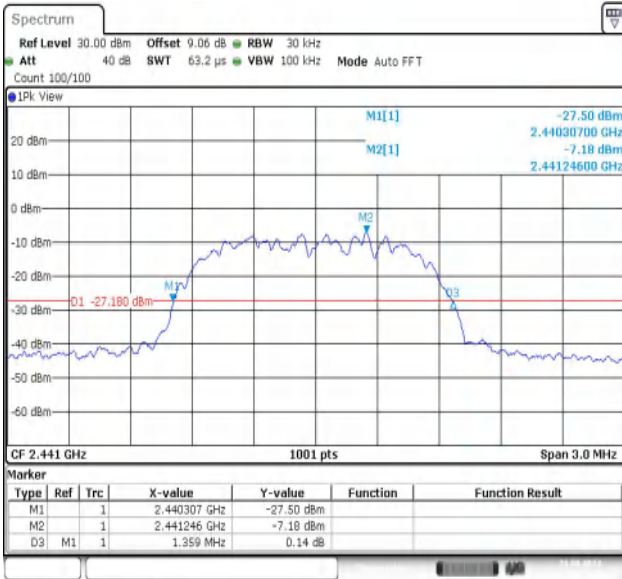
Date: 28.AUG.2024 15:53:08



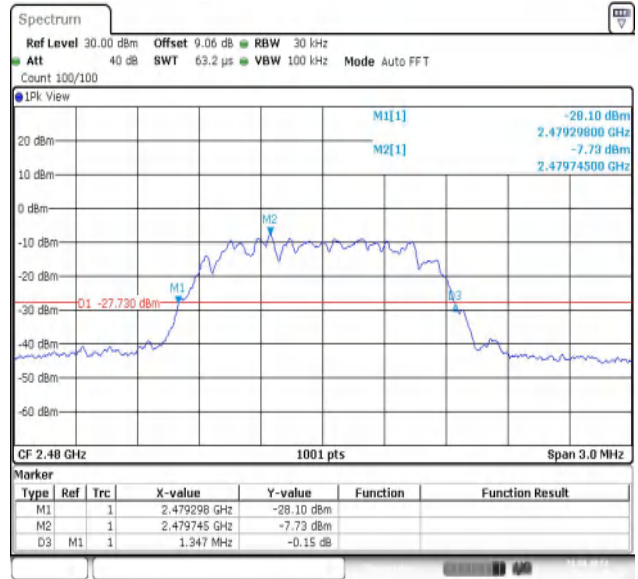
Date: 28.AUG.2024 15:56:24

DH5-Ant1-2480

2DH5-Ant1-2402



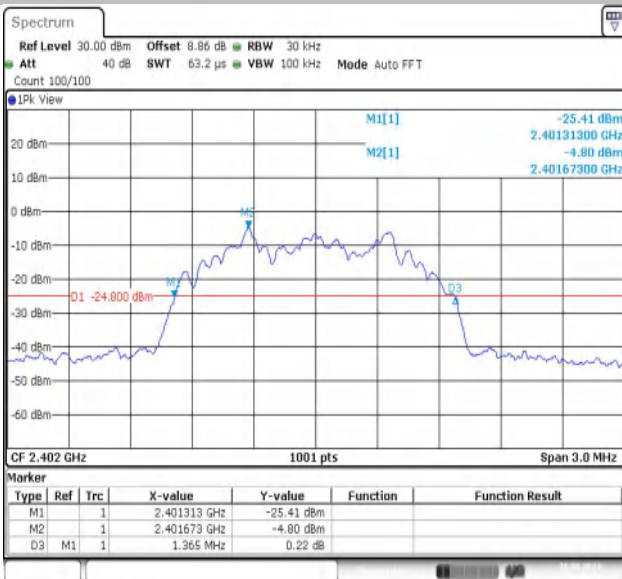
Date: 28.AUG.2024 15:59:43



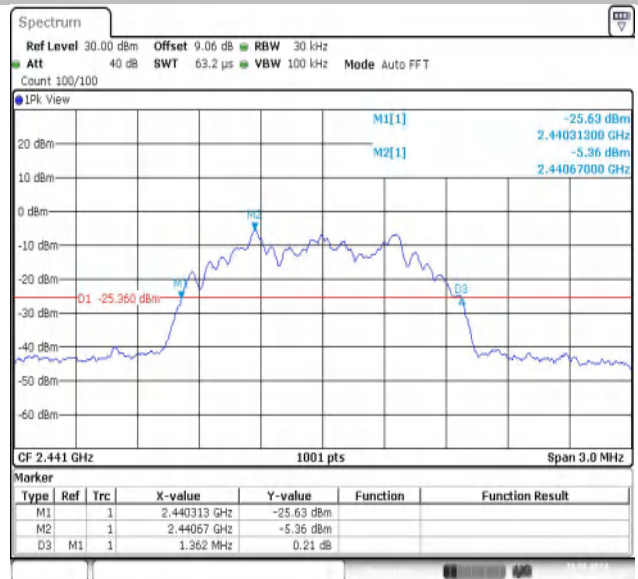
Date: 28.AUG.2024 16:02:17

2DH5-Ant1-2441

2DH5-Ant1-2480



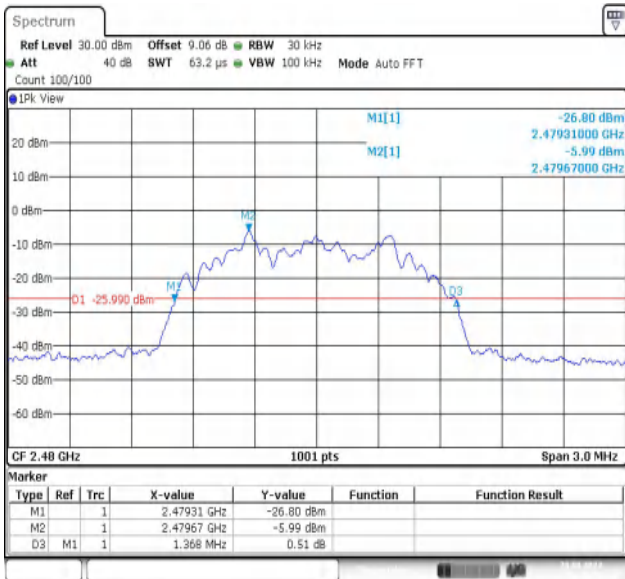
Date: 28.AUG.2024 16:05:29



Date: 28.AUG.2024 16:08:52

3DH5-Ant1-2402

3DH5-Ant1-2441



Date: 28.AUG.2024 16:10:55

3DH5-Ant1-2480



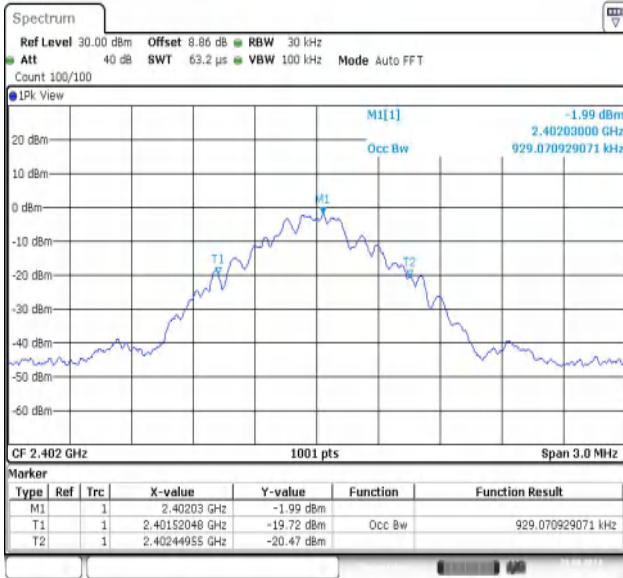
Appendix B: Occupied Channel Bandwidth

Test Result

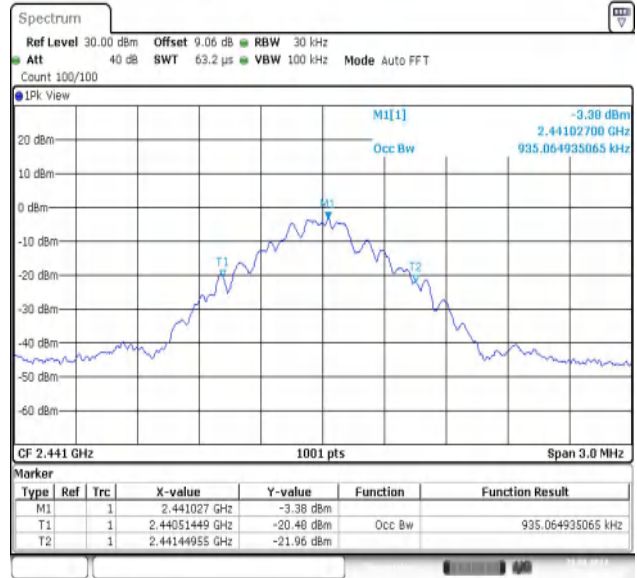
| Test Mode | Antenna | Freq(MHz) | OCB [MHz] | FL[MHz] | FH[MHz] | Limit[MHz] | Verdict |
|-----------|---------|-----------|-----------|-----------|-----------|------------|---------|
| DH5 | Ant1 | 2402 | 0.929 | 2401.5205 | 2402.4496 | --- | --- |
| DH5 | Ant1 | 2441 | 0.935 | 2440.5145 | 2441.4496 | --- | --- |
| DH5 | Ant1 | 2480 | 0.935 | 2479.5115 | 2480.4466 | --- | --- |
| 2DH5 | Ant1 | 2402 | 1.196 | 2401.3886 | 2402.5844 | --- | --- |
| 2DH5 | Ant1 | 2441 | 1.199 | 2440.3856 | 2441.5844 | --- | --- |
| 2DH5 | Ant1 | 2480 | 1.193 | 2479.3886 | 2480.5814 | --- | --- |
| 3DH5 | Ant1 | 2402 | 1.229 | 2401.3616 | 2402.5904 | --- | --- |
| 3DH5 | Ant1 | 2441 | 1.232 | 2440.3586 | 2441.5904 | --- | --- |
| 3DH5 | Ant1 | 2480 | 1.232 | 2479.3586 | 2480.5904 | --- | --- |



Test Graphs



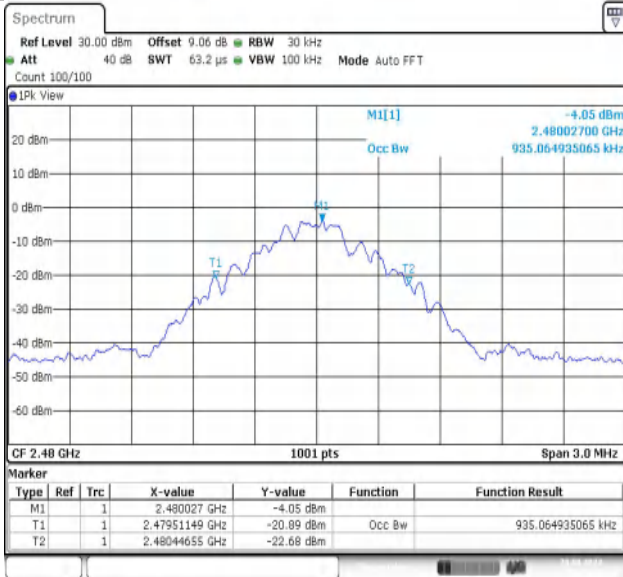
Date: 28.AUG.2024 15:37:44



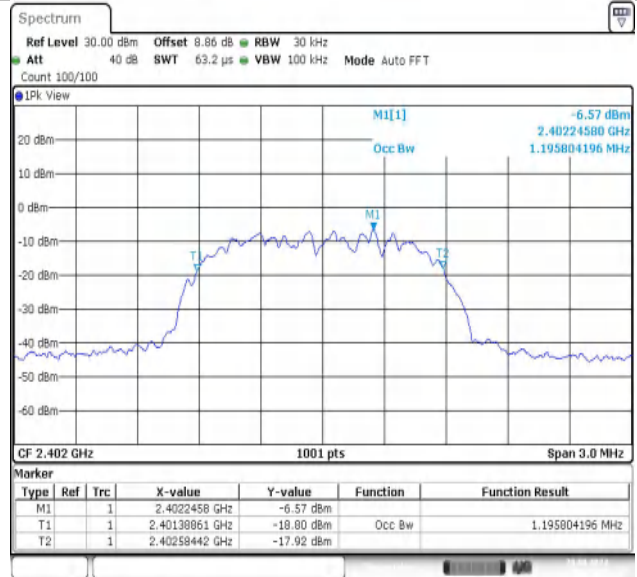
Date: 28.AUG.2024 15:45:06

DH5-Ant1-2402

DH5-Ant1-2441



Date: 28.AUG.2024 15:53:16



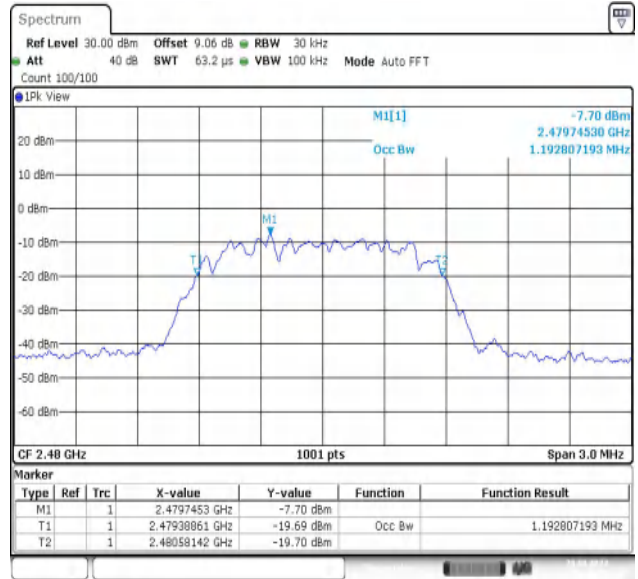
Date: 28.AUG.2024 15:56:32

DH5-Ant1-2480

2DH5-Ant1-2402



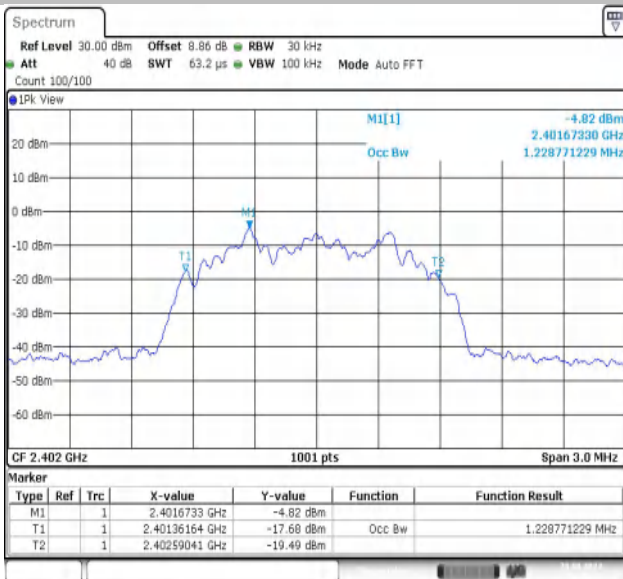
Date: 28.AUG.2024 15:59:51



Date: 28.AUG.2024 16:02:25

2DH5-Ant1-2441

2DH5-Ant1-2480



Date: 28.AUG.2024 16:05:37



Date: 28.AUG.2024 16:08:40

3DH5-Ant1-2402

3DH5-Ant1-2441



Date: 28.AUG.2024 16:11:03

3DH5-Ant1-2480



Appendix C: Maximum conducted output power

Test Result Peak

| Test Mode | Antenna | Frequency [MHz] | Peak Power [dBm] | Peak Powe Limit [dBm] | Gain [dBi] | EIRP [dBm] | EIRP Limit [dBm] | Verdict |
|-----------|---------|-----------------|------------------|-----------------------|------------|------------|------------------|---------|
| DH5 | Ant1 | 2402 | 2.40 | ≤20.97 | 1.41 | 3.81 | --- | PASS |
| DH5 | Ant1 | 2441 | 1.90 | ≤20.97 | 1.41 | 3.31 | --- | PASS |
| DH5 | Ant1 | 2480 | 1.27 | ≤20.97 | 1.41 | 2.68 | --- | PASS |
| 2DH5 | Ant1 | 2402 | 3.58 | ≤30 | 1.41 | 4.99 | --- | PASS |
| 2DH5 | Ant1 | 2441 | 3.28 | ≤30 | 1.41 | 4.69 | --- | PASS |
| 2DH5 | Ant1 | 2480 | 2.41 | ≤30 | 1.41 | 3.82 | --- | PASS |
| 3DH5 | Ant1 | 2402 | 3.61 | ≤30 | 1.41 | 5.02 | --- | PASS |
| 3DH5 | Ant1 | 2441 | 3.03 | ≤30 | 1.41 | 4.44 | --- | PASS |
| 3DH5 | Ant1 | 2480 | 2.47 | ≤30 | 1.41 | 3.88 | --- | PASS |



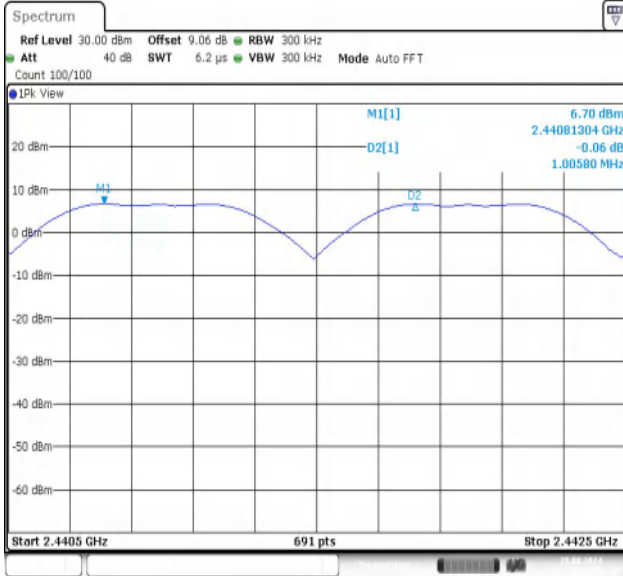
Appendix D: Carrier frequency separation

Test Result

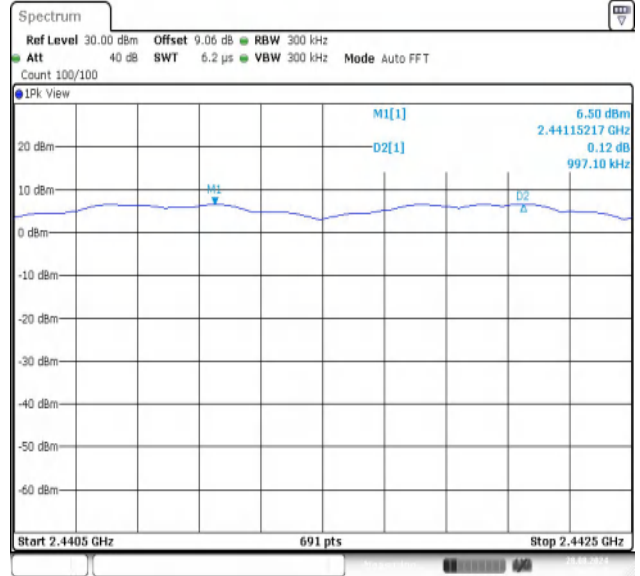
| Test Mode | Antenna | Freq(MHz) | Result[MHz] | Limit[MHz] | Verdict |
|-----------|---------|-----------|-------------|--------------|---------|
| DH5 | Ant1 | Hop | 1.006 | ≥ 0.693 | PASS |
| 2DH5 | Ant1 | Hop | 0.997 | ≥ 0.907 | PASS |
| 3DH5 | Ant1 | Hop | 1.017 | ≥ 0.913 | PASS |



Test Graphs



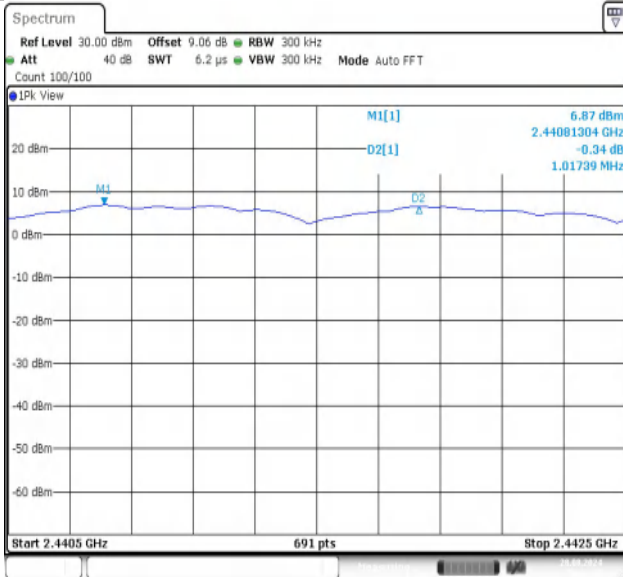
Date: 28.AUG.2024 16:15:14



Date: 28.AUG.2024 16:15:41

DH5-Ant1-Hop-PASS

2DH5-Ant1-Hop-PASS



Date: 28.AUG.2024 16:24:15

3DH5-Ant1-Hop-PASS



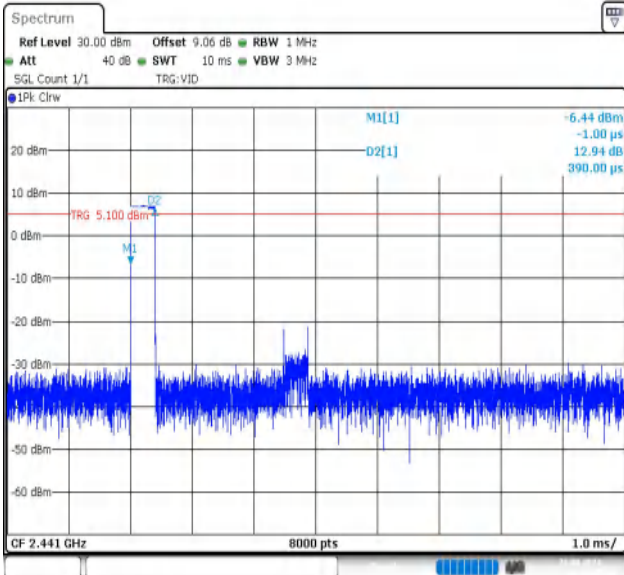
Appendix E: Time of occupancy

Test Result

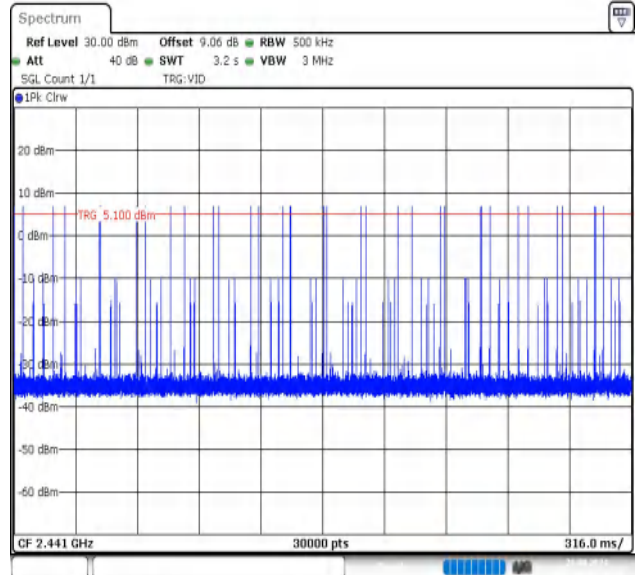
| Test Mode | Antenna | Freq(MHz) | BurstWidth [ms] | TotalHops [Num] | Result[s] | Limit[s] | Verdict |
|-----------|---------|-----------|-----------------|-----------------|-----------|----------|---------|
| DH1 | Ant1 | Hop | 0.390 | 320 | 0.125 | ≤0.4 | PASS |
| DH3 | Ant1 | Hop | 1.639 | 190 | 0.311 | ≤0.4 | PASS |
| DH5 | Ant1 | Hop | 2.878 | 130 | 0.374 | ≤0.4 | PASS |
| 2DH1 | Ant1 | Hop | 0.399 | 320 | 0.128 | ≤0.4 | PASS |
| 2DH3 | Ant1 | Hop | 1.645 | 200 | 0.329 | ≤0.4 | PASS |
| 2DH5 | Ant1 | Hop | 2.884 | 130 | 0.375 | ≤0.4 | PASS |
| 3DH1 | Ant1 | Hop | 0.400 | 330 | 0.132 | ≤0.4 | PASS |
| 3DH3 | Ant1 | Hop | 1.644 | 220 | 0.362 | ≤0.4 | PASS |
| 3DH5 | Ant1 | Hop | 2.887 | 130 | 0.375 | ≤0.4 | PASS |



Test Graphs



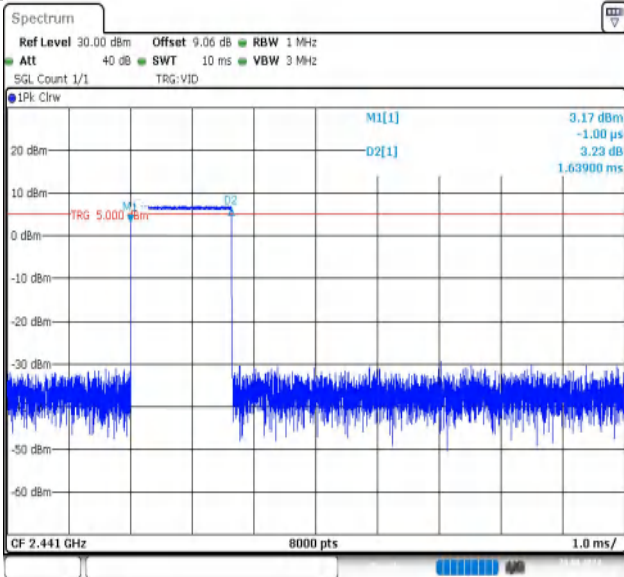
Date: 28.AUG.2024 16:16:17



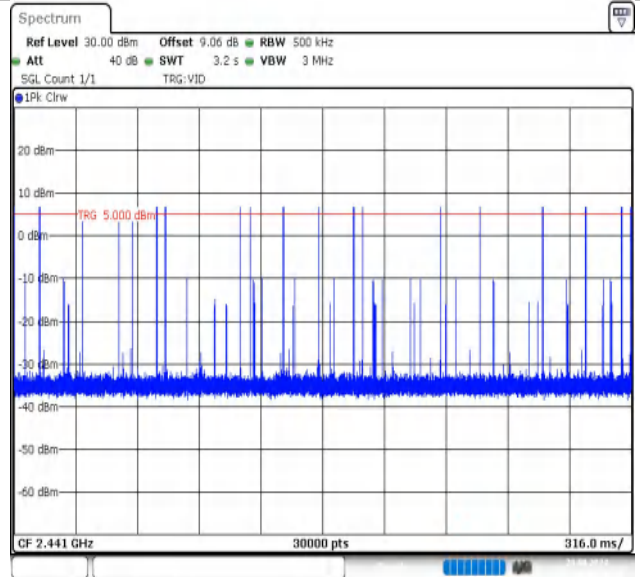
Date: 28.AUG.2024 16:16:23

DH1-Ant1-Hop-PASS

DH1-Ant1-Hop-PASS



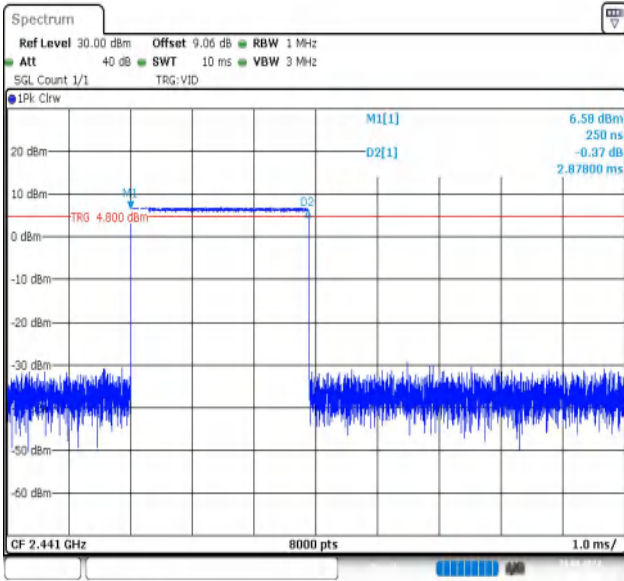
Date: 28.AUG.2024 16:16:54



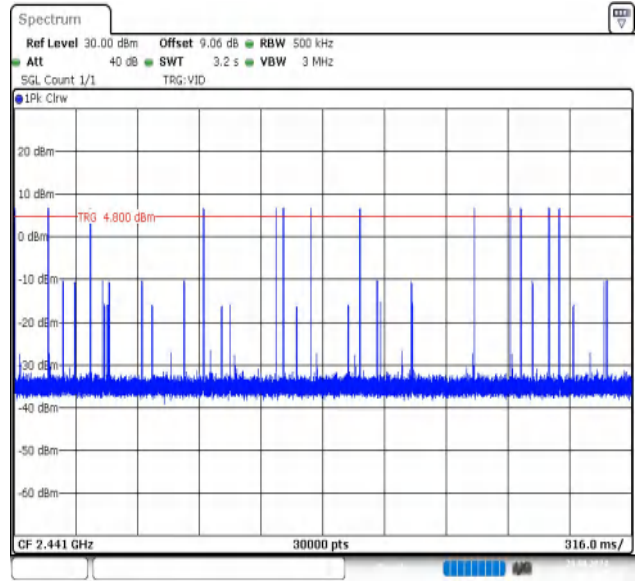
Date: 28.AUG.2024 16:16:59

DH3-Ant1-Hop-PASS

DH3-Ant1-Hop-PASS



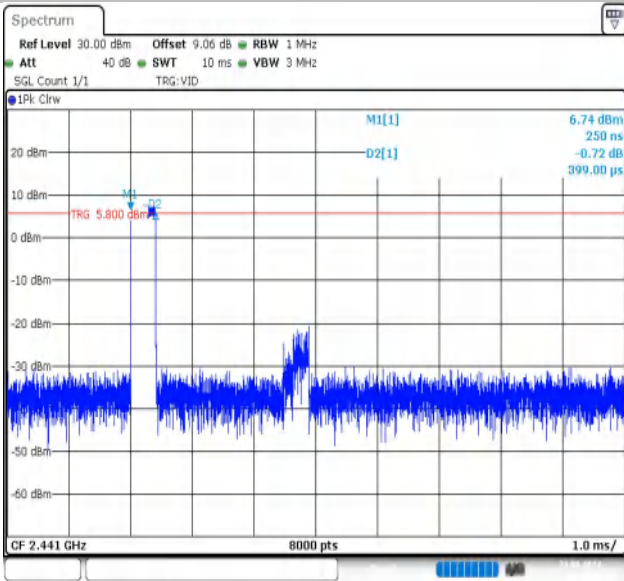
Date: 28.AUG.2024 16:15:42



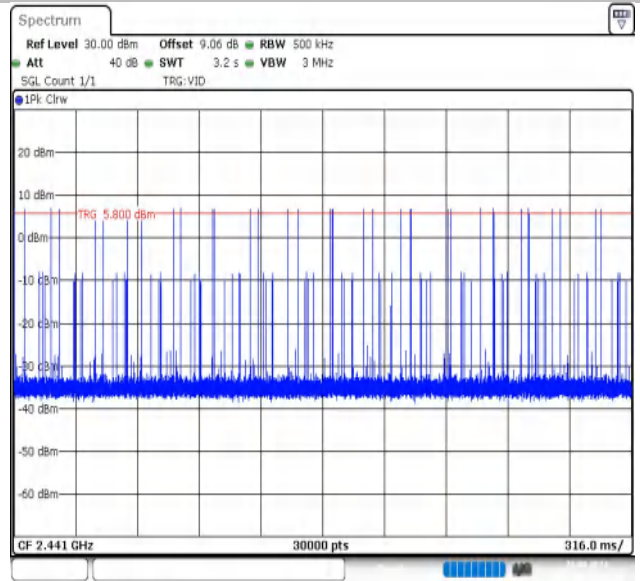
Date: 28.AUG.2024 16:15:48

DH5-Ant1-Hop-PASS

DH5-Ant1-Hop-PASS



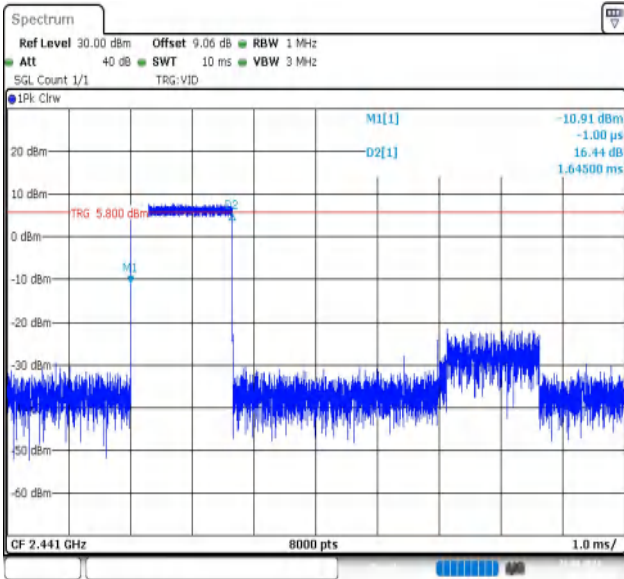
Date: 28.AUG.2024 16:20:51



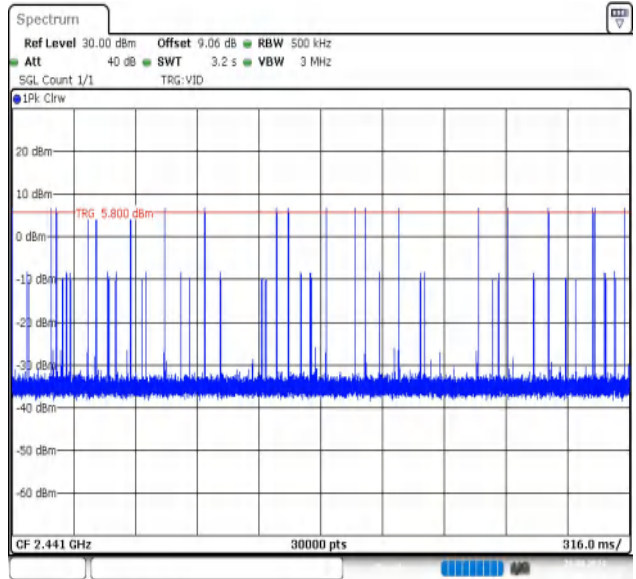
Date: 28.AUG.2024 16:20:56

2DH1-Ant1-Hop-PASS

2DH1-Ant1-Hop-PASS



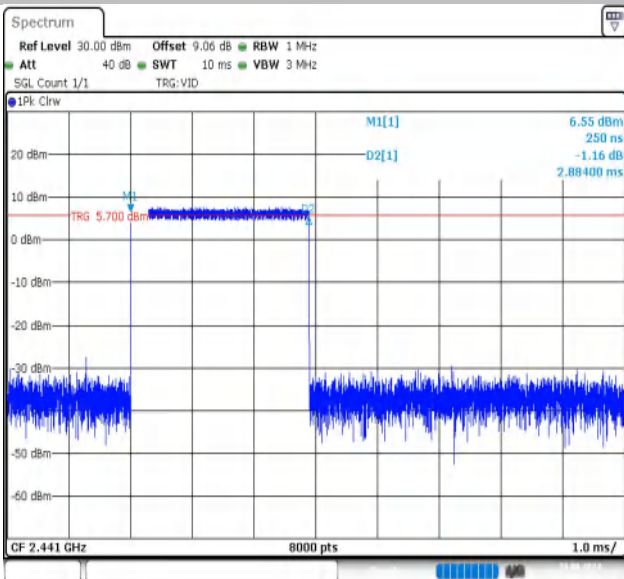
Date: 28.AUG.2024 16:21:20



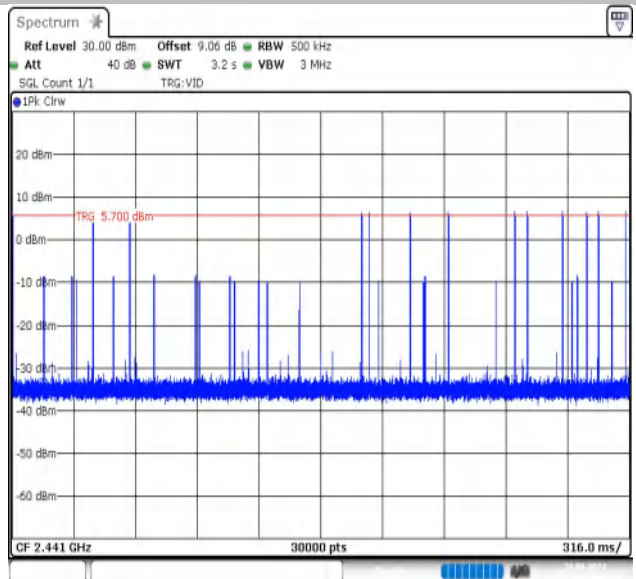
Date: 28.AUG.2024 16:21:26

2DH3-Ant1-Hop-PASS

2DH3-Ant1-Hop-PASS



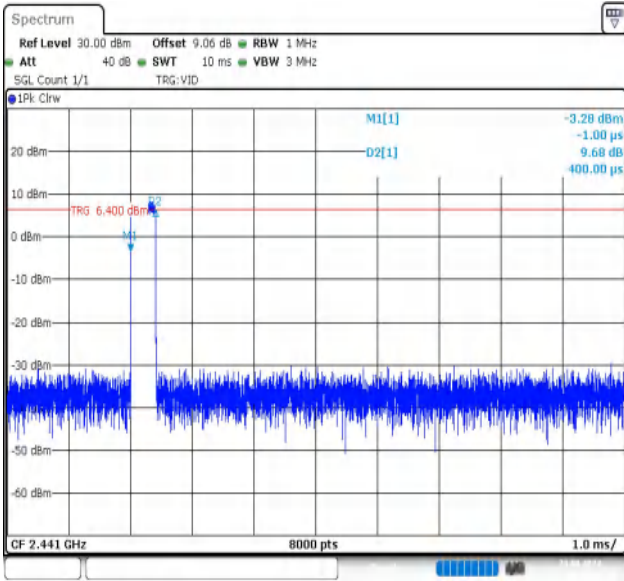
Date: 28.AUG.2024 16:20:03



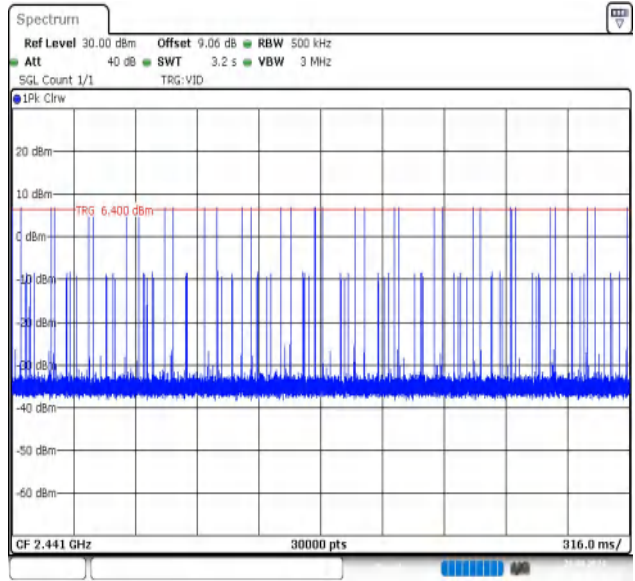
Date: 28.AUG.2024 16:20:08

2DH5-Ant1-Hop-PASS

2DH5-Ant1-Hop-PASS



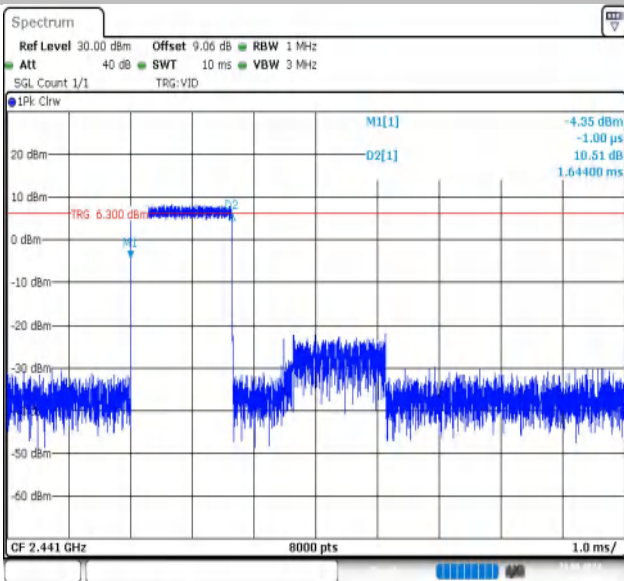
Date: 28.AUG.2024 16:25:11



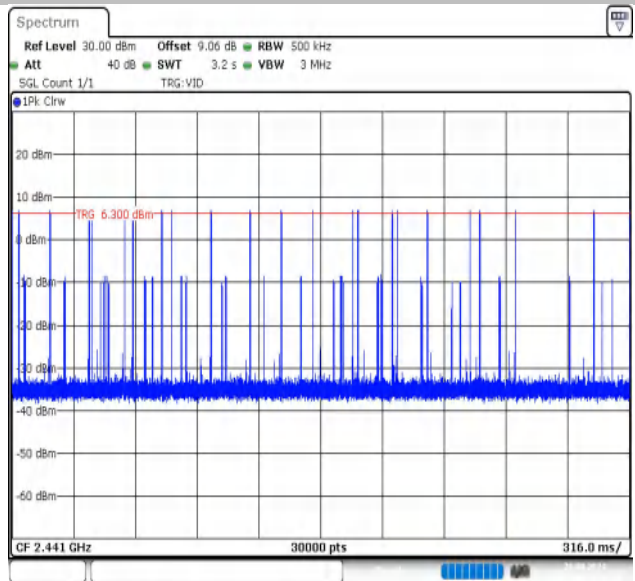
Date: 28.AUG.2024 16:25:17

3DH1-Ant1-Hop-PASS

3DH1-Ant1-Hop-PASS



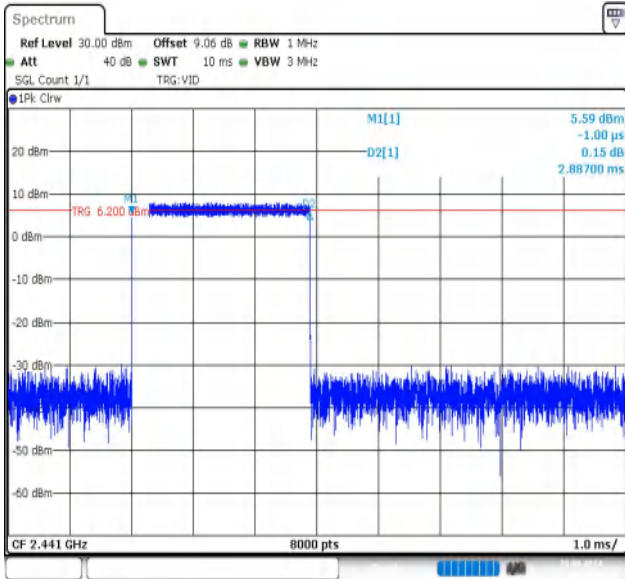
Date: 28.AUG.2024 16:25:58



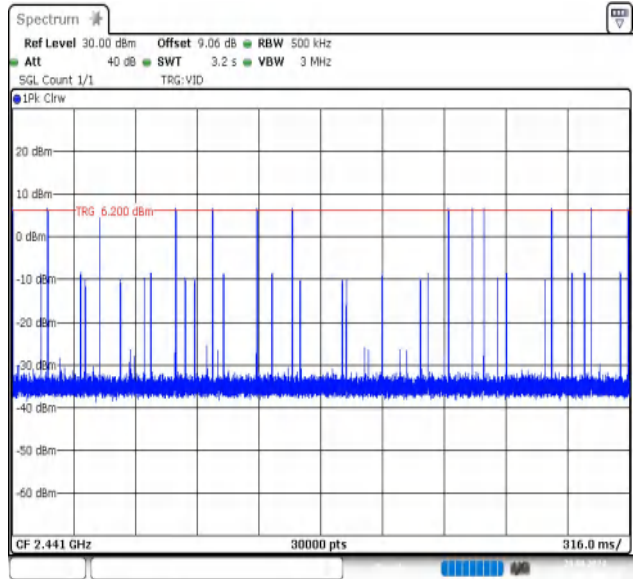
Date: 28.AUG.2024 16:26:04

3DH3-Ant1-Hop-PASS

3DH3-Ant1-Hop-PASS



3DH5-Ant1-Hop-PASS



3DH5-Ant1-Hop-PASS



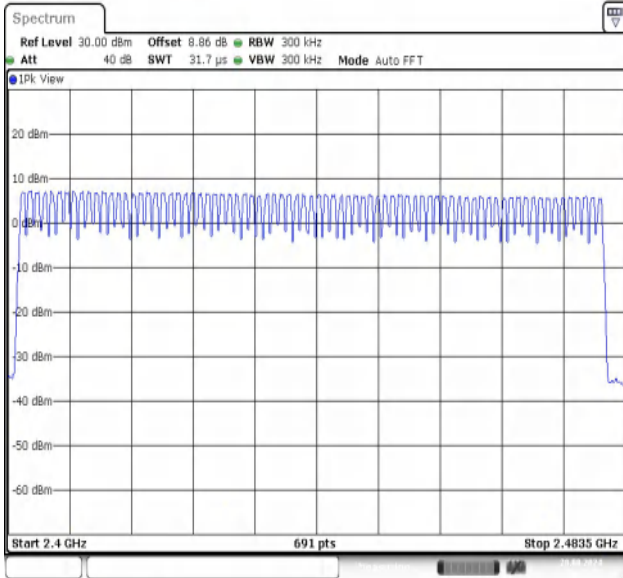
Appendix F: Number of hopping channels

Test Result

| Test Mode | Antenna | Freq(MHz) | Result[Num] | Limit[Num] | Verdict |
|-----------|---------|-----------|-------------|------------|---------|
| DH5 | Ant1 | Hop | 79 | ≥15 | PASS |
| 2DH5 | Ant1 | Hop | 79 | ≥15 | PASS |
| 3DH5 | Ant1 | Hop | 79 | ≥15 | PASS |

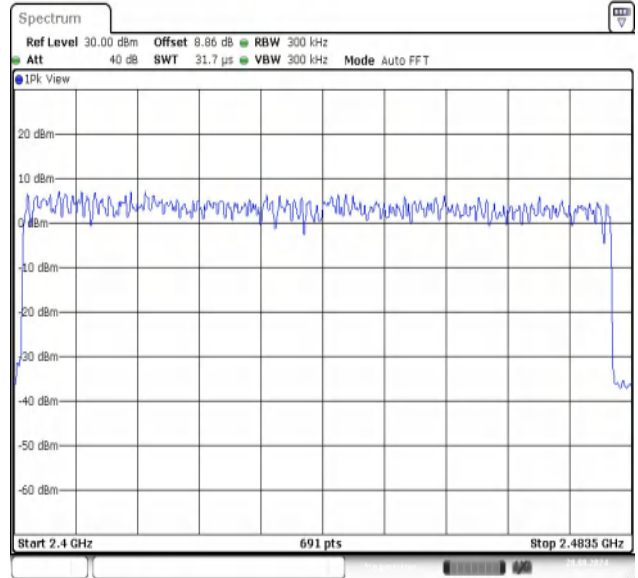


Test Graphs



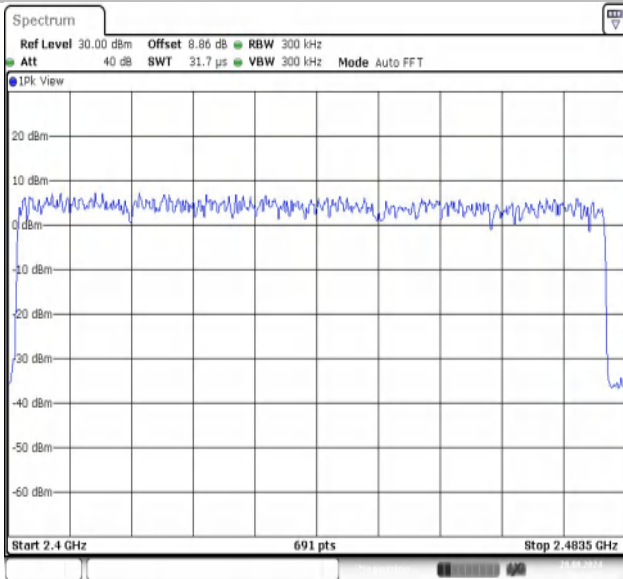
Date: 28.AUG.2024 16:15:27

DH5-Ant1-Hop-PASS



Date: 28.AUG.2024 16:19:48

2DH5-Ant1-Hop-PASS



Date: 28.AUG.2024 16:24:23

3DH5-Ant1-Hop-PASS



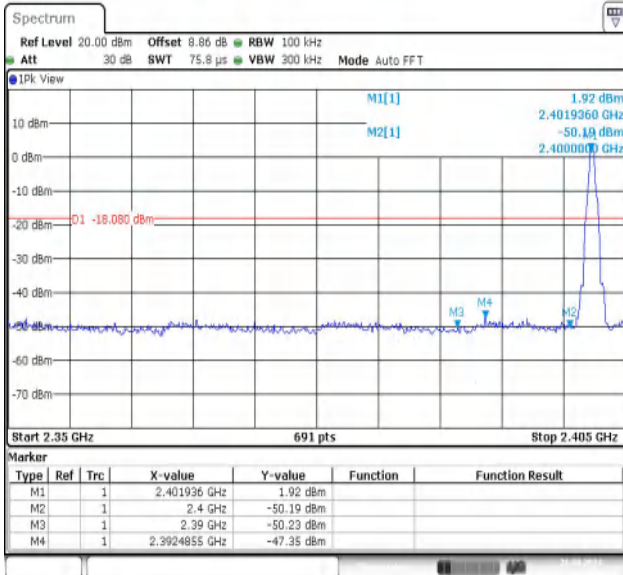
Appendix G: Band edge measurements

Test Result

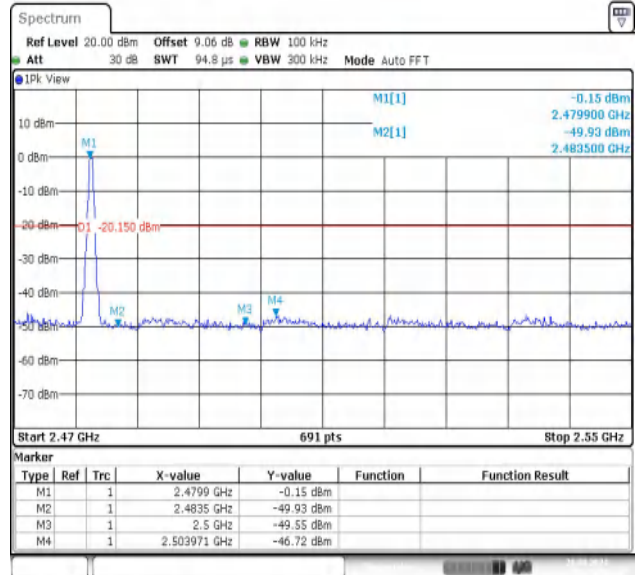
| Test Mode | Antenna | ChName | Freq(MHz) | Ref Level [dBm] | Result [dBm] | Limit [dBm] | Verdict |
|-----------|---------|--------|-----------|-----------------|--------------|-------------|---------|
| DH5 | Ant1 | Low | 2402 | 1.92 | -47.35 | ≤-18.08 | PASS |
| DH5 | Ant1 | High | 2480 | -0.15 | -46.72 | ≤-20.15 | PASS |
| DH5 | Ant1 | Low | Hop_2402 | 6.53 | -44.72 | ≤-13.47 | PASS |
| DH5 | Ant1 | High | Hop_2480 | 5.60 | -46.58 | ≤-14.4 | PASS |
| 2DH5 | Ant1 | Low | 2402 | -1.26 | -47.83 | ≤-21.26 | PASS |
| 2DH5 | Ant1 | High | 2480 | -2.56 | -45.74 | ≤-22.56 | PASS |
| 2DH5 | Ant1 | Low | Hop_2402 | 7.43 | -45.33 | ≤-12.57 | PASS |
| 2DH5 | Ant1 | High | Hop_2480 | 4.93 | -46.79 | ≤-15.07 | PASS |
| 3DH5 | Ant1 | Low | 2402 | -1.03 | -47.23 | ≤-21.03 | PASS |
| 3DH5 | Ant1 | High | 2480 | -2.28 | -46.75 | ≤-22.28 | PASS |
| 3DH5 | Ant1 | Low | Hop_2402 | 4.43 | -46.65 | ≤-15.57 | PASS |
| 3DH5 | Ant1 | High | Hop_2480 | 6.68 | -46.32 | ≤-13.32 | PASS |



Test Graphs



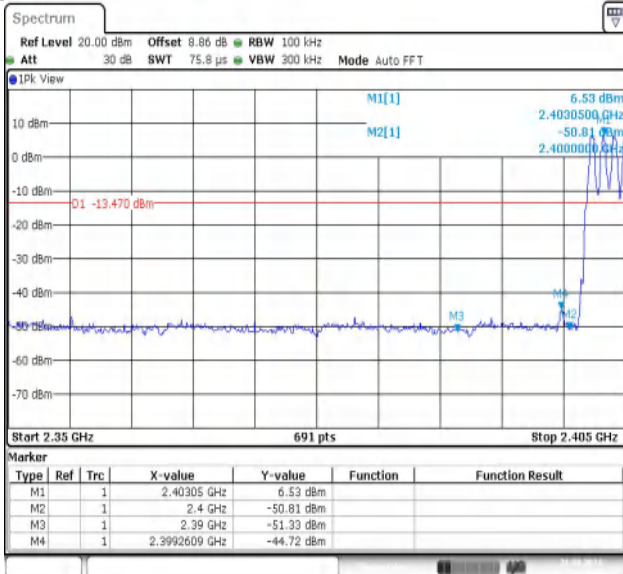
Date: 28.AUG.2024 15:37:53



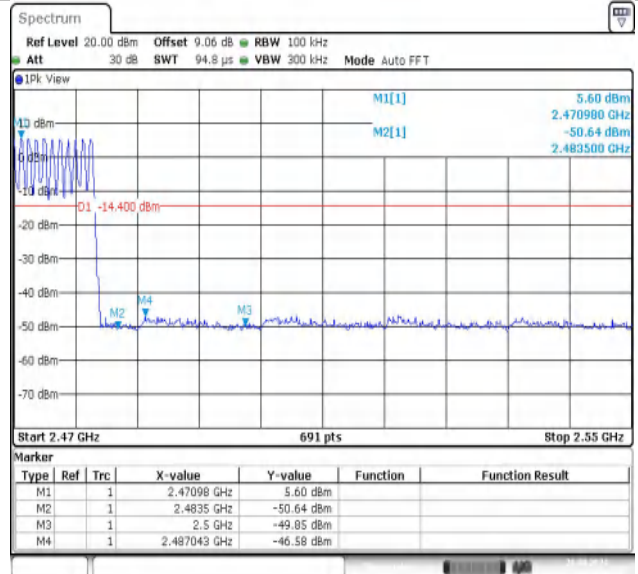
Date: 28.AUG.2024 15:53:25

DH5-Ant1-2402-PASS

DH5-Ant1-2480-PASS



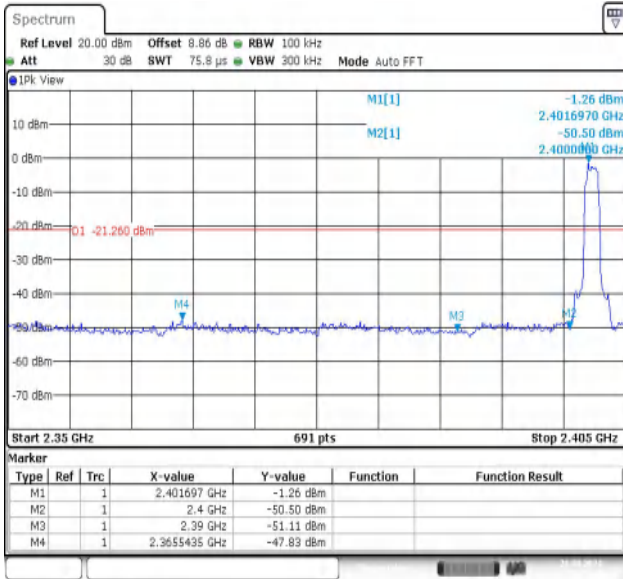
Date: 28.AUG.2024 16:14:15



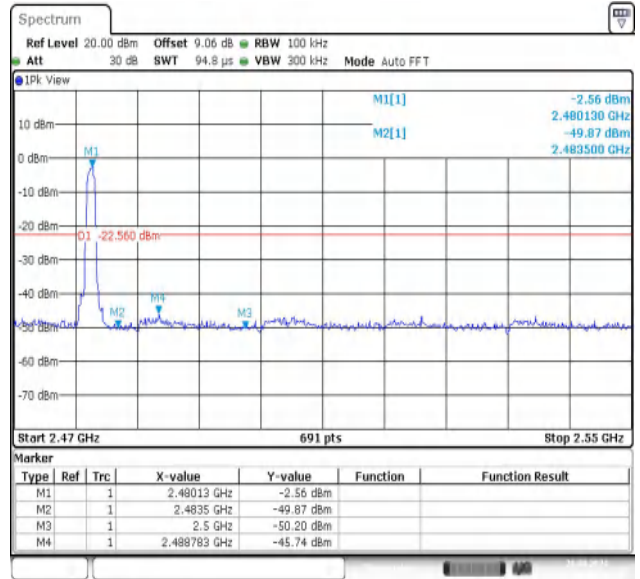
Date: 28.AUG.2024 16:17:19

DH5-Ant1-Hop_2402-PASS

DH5-Ant1-Hop_2480-PASS



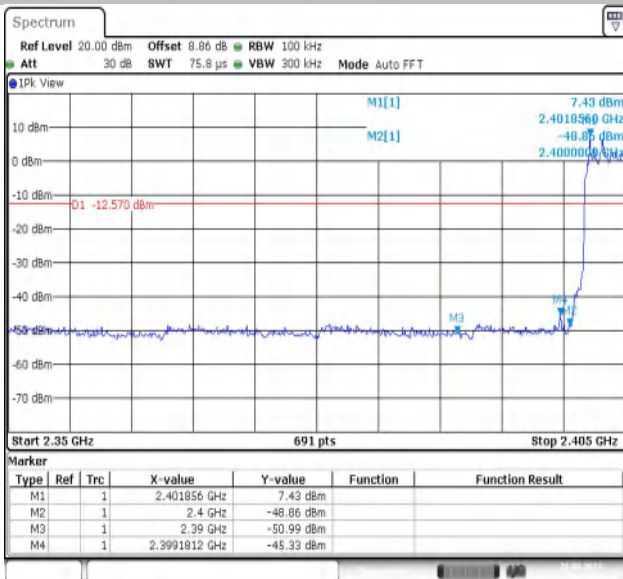
Date: 28.AUG.2024 15:56:41



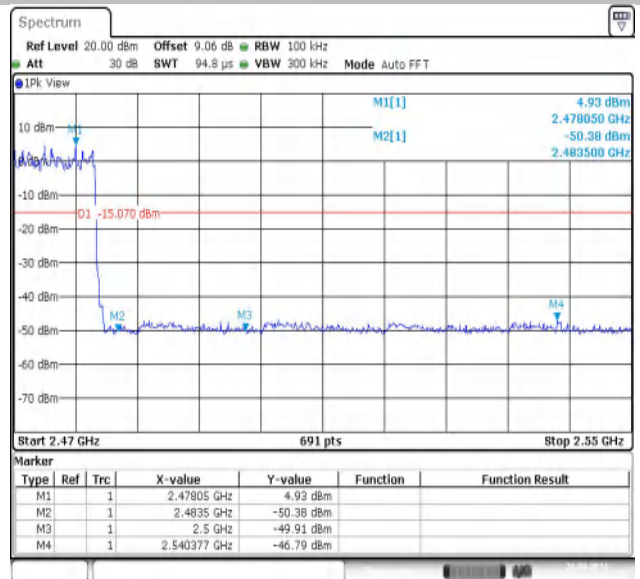
Date: 28.AUG.2024 16:02:34

2DH5-Ant1-2402-PASS

2DH5-Ant1-2480-PASS



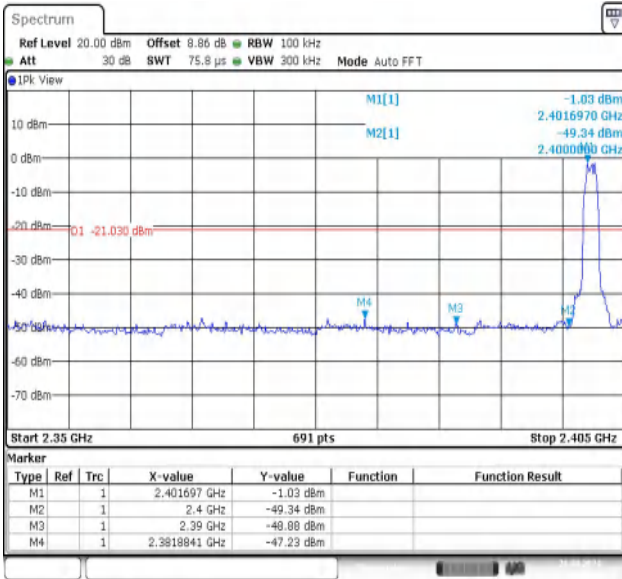
Date: 28.AUG.2024 16:18:56



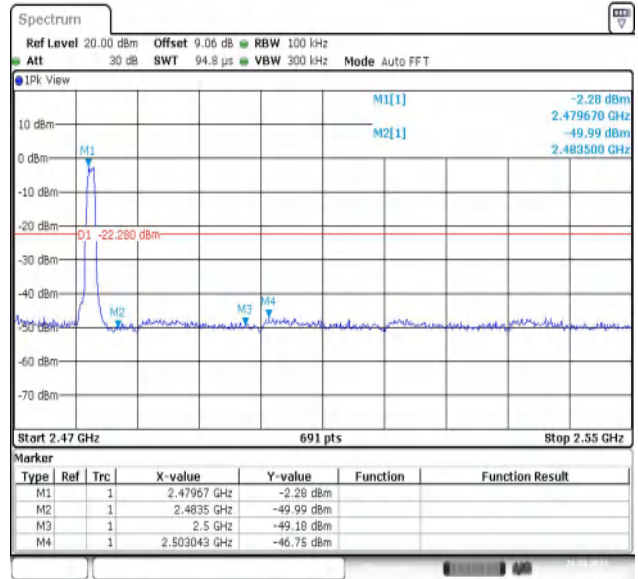
Date: 28.AUG.2024 16:21:48

2DH5-Ant1-Hop_2402-PASS

2DH5-Ant1-Hop_2480-PASS



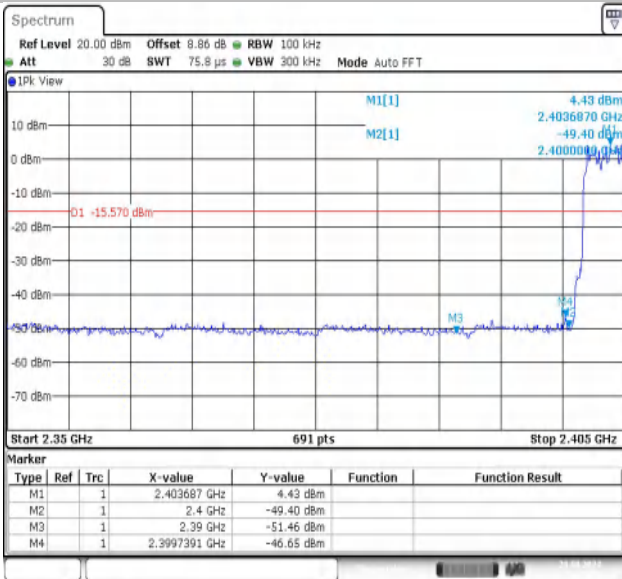
Date: 28.AUG.2024 16:05:47



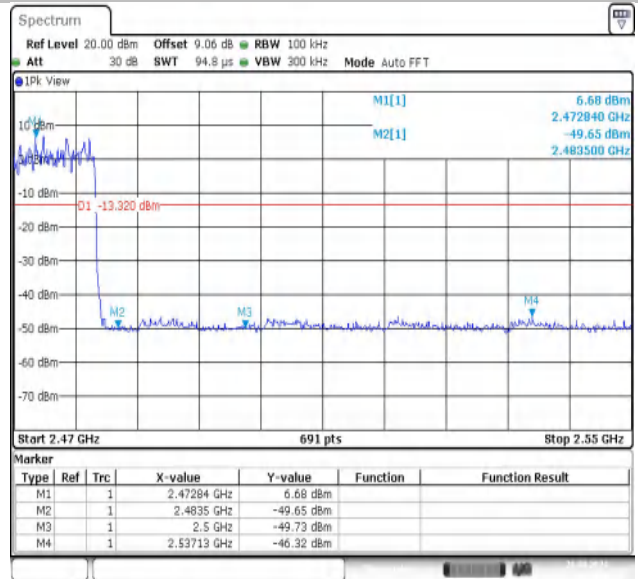
Date: 28.AUG.2024 16:11:13

3DH5-Ant1-2402-PASS

3DH5-Ant1-2480-PASS



Date: 28.AUG.2024 16:22:54



Date: 28.AUG.2024 16:26:26

3DH5-Ant1-Hop_2402-PASS

3DH5-Ant1-Hop_2480-PASS



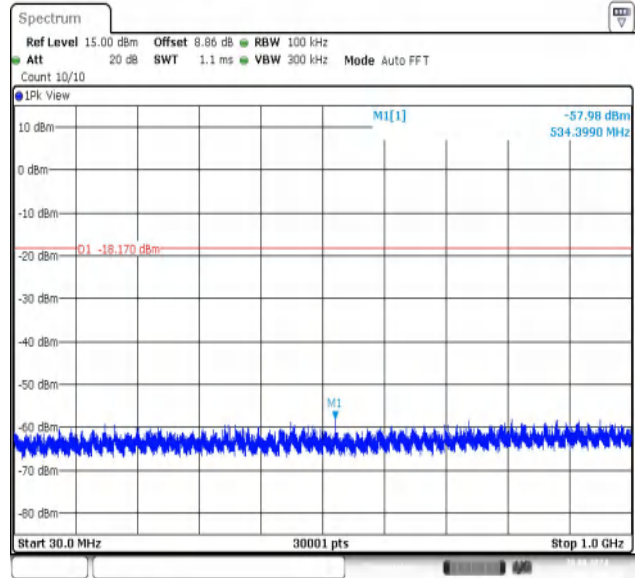
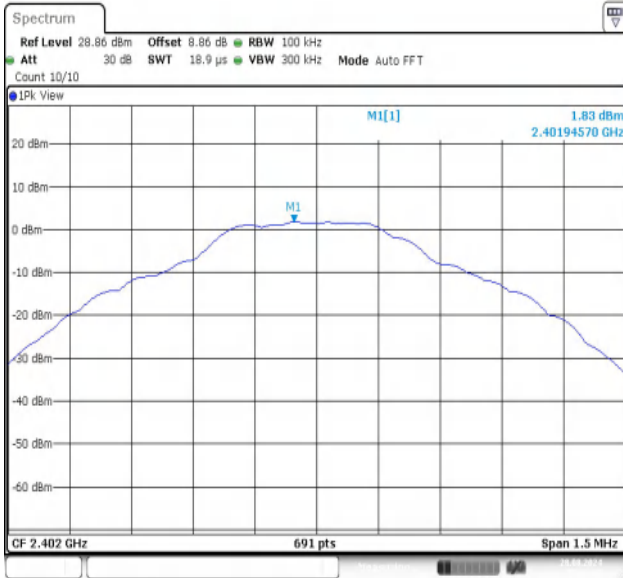
Appendix H: Conducted Spurious Emission

Test Result

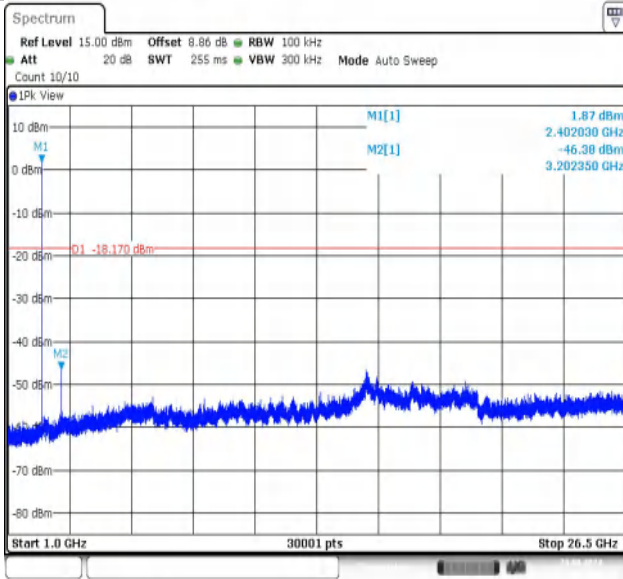
| Test Mode | Antenna | Freq(MHz) | Freq Range [MHz] | Ref Level [dBm] | Result [dBm] | Limit [dBm] | Verdict |
|-----------|---------|-----------|------------------|-----------------|--------------|-------------|---------|
| DH5 | Ant1 | 2402 | 0~Reference | 1.83 | 1.83 | --- | PASS |
| DH5 | Ant1 | 2402 | 30~1000 | 1.83 | -57.98 | ≤-18.17 | PASS |
| DH5 | Ant1 | 2402 | 1000~26500 | 1.83 | -46.38 | ≤-18.17 | PASS |
| DH5 | Ant1 | 2441 | 0~Reference | 0.64 | 0.64 | --- | PASS |
| DH5 | Ant1 | 2441 | 30~1000 | 0.64 | -57.86 | ≤-19.36 | PASS |
| DH5 | Ant1 | 2441 | 1000~26500 | 0.64 | -46.54 | ≤-19.36 | PASS |
| DH5 | Ant1 | 2480 | 0~Reference | -0.16 | -0.16 | --- | PASS |
| DH5 | Ant1 | 2480 | 30~1000 | -0.16 | -57.56 | ≤-20.16 | PASS |
| DH5 | Ant1 | 2480 | 1000~26500 | -0.16 | -46.82 | ≤-20.16 | PASS |
| 2DH5 | Ant1 | 2402 | 0~Reference | -1.19 | -1.19 | --- | PASS |
| 2DH5 | Ant1 | 2402 | 30~1000 | -1.19 | -57.92 | ≤-21.19 | PASS |
| 2DH5 | Ant1 | 2402 | 1000~26500 | -1.19 | -47.15 | ≤-21.19 | PASS |
| 2DH5 | Ant1 | 2441 | 0~Reference | -1.82 | -1.82 | --- | PASS |
| 2DH5 | Ant1 | 2441 | 30~1000 | -1.82 | -58.01 | ≤-21.82 | PASS |
| 2DH5 | Ant1 | 2441 | 1000~26500 | -1.82 | -46.89 | ≤-21.82 | PASS |
| 2DH5 | Ant1 | 2480 | 0~Reference | -2.61 | -2.61 | --- | PASS |
| 2DH5 | Ant1 | 2480 | 30~1000 | -2.61 | -56.29 | ≤-22.61 | PASS |
| 2DH5 | Ant1 | 2480 | 1000~26500 | -2.61 | -47.09 | ≤-22.61 | PASS |
| 3DH5 | Ant1 | 2402 | 0~Reference | -0.95 | -0.95 | --- | PASS |
| 3DH5 | Ant1 | 2402 | 30~1000 | -0.95 | -57.85 | ≤-20.95 | PASS |
| 3DH5 | Ant1 | 2402 | 1000~26500 | -0.95 | -46.98 | ≤-20.95 | PASS |
| 3DH5 | Ant1 | 2441 | 0~Reference | -1.55 | -1.55 | --- | PASS |
| 3DH5 | Ant1 | 2441 | 30~1000 | -1.55 | -57.61 | ≤-21.55 | PASS |
| 3DH5 | Ant1 | 2441 | 1000~26500 | -1.55 | -46.79 | ≤-21.55 | PASS |
| 3DH5 | Ant1 | 2480 | 0~Reference | -2.28 | -2.28 | --- | PASS |
| 3DH5 | Ant1 | 2480 | 30~1000 | -2.28 | -57.28 | ≤-22.28 | PASS |
| 3DH5 | Ant1 | 2480 | 1000~26500 | -2.28 | -46.39 | ≤-22.28 | PASS |



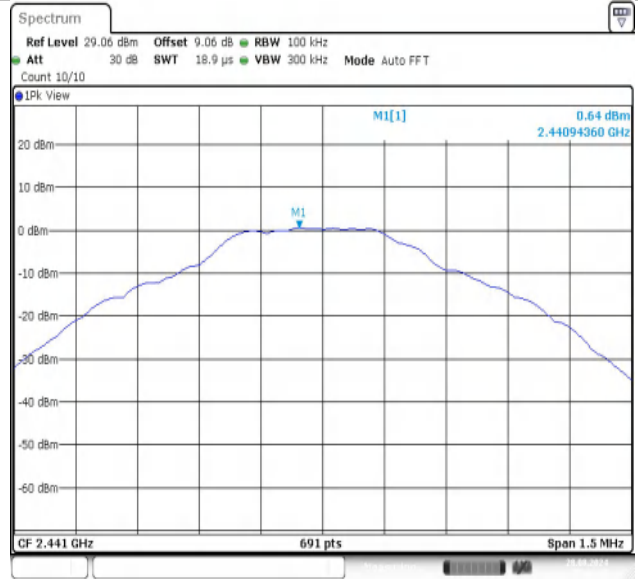
Test Graphs



DH5-Ant1-2402-0~Reference-PASS

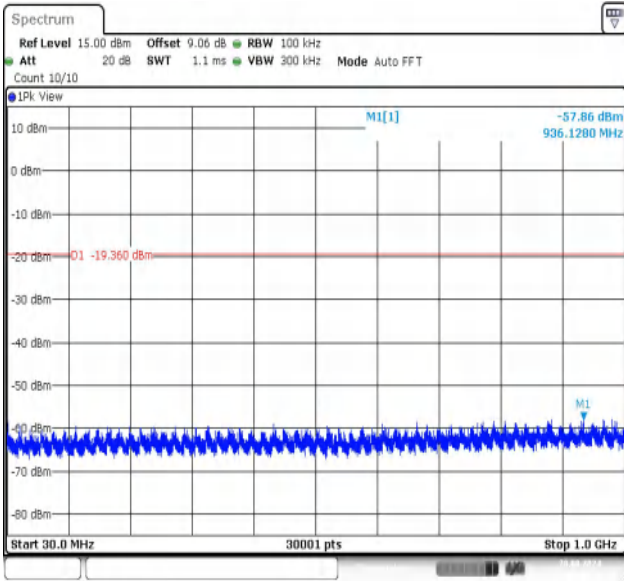


DH5-Ant1-2402-30~1000-PASS

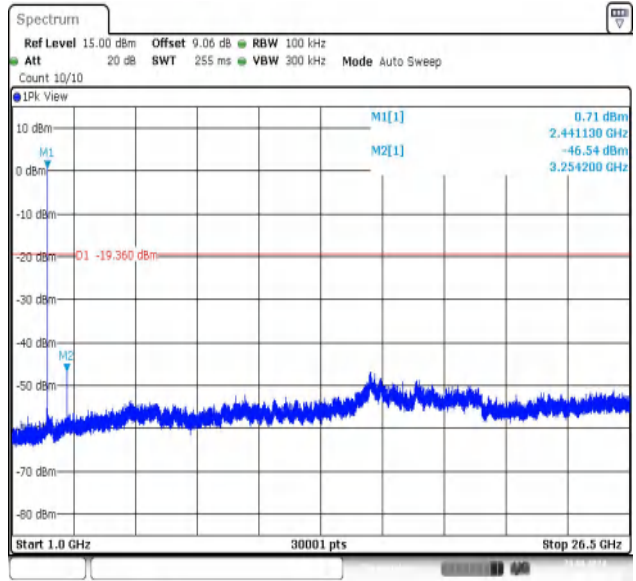


DH5-Ant1-2402-1000~26500-PASS

DH5-Ant1-2441-0~Reference-PASS

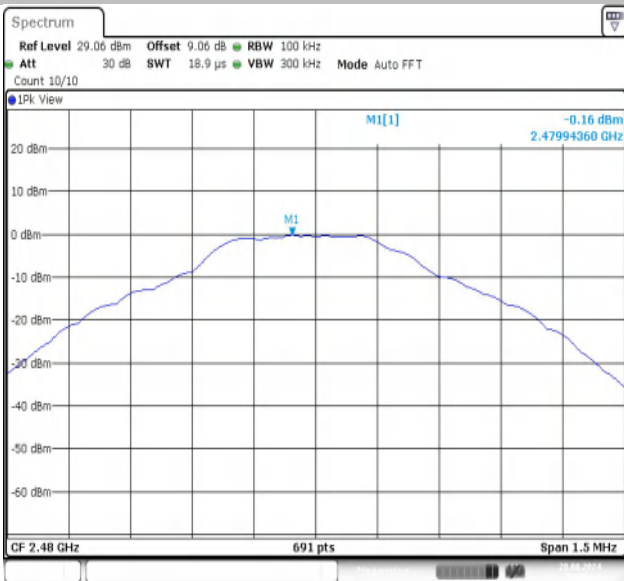


Date: 28.AUG.2024 15:49:27



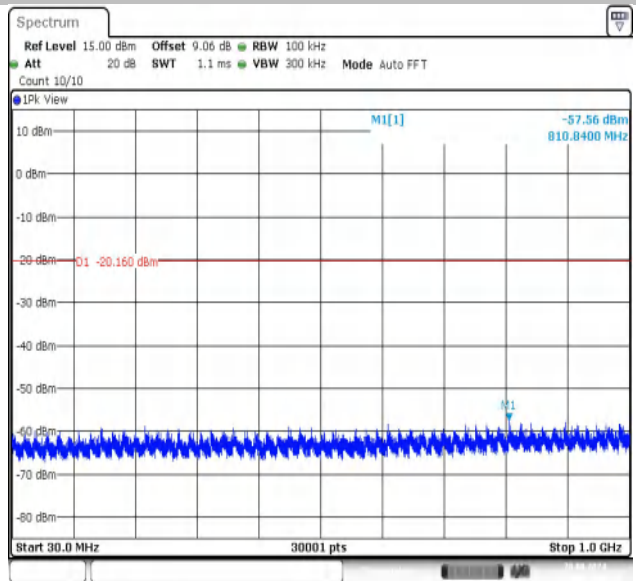
Date: 28.AUG.2024 15:50:04

DH5-Ant1-2441-30~1000-PASS



Date: 28.AUG.2024 15:54:34

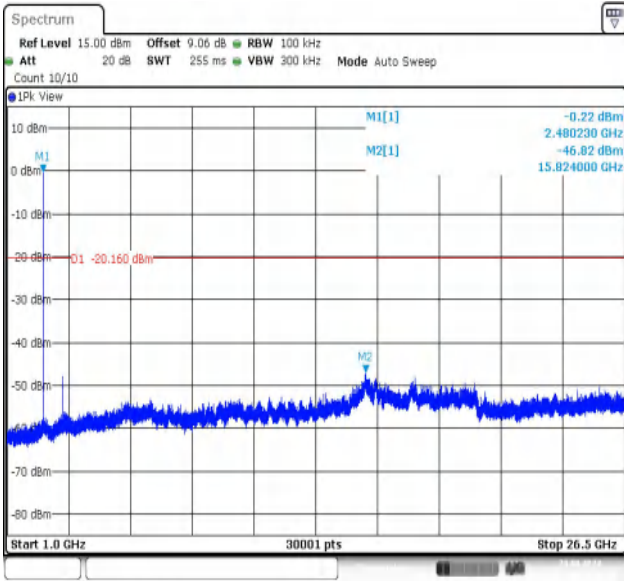
DH5-Ant1-2441-1000~26500-PASS



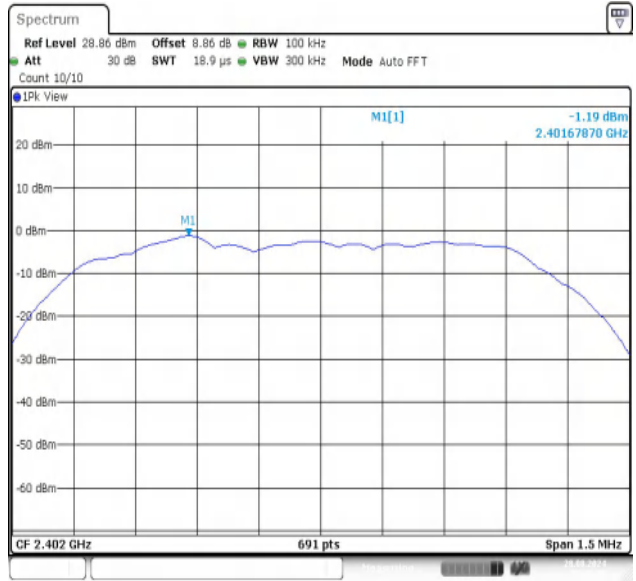
Date: 28.AUG.2024 15:54:46

DH5-Ant1-2480-0~Reference-PASS

DH5-Ant1-2480-30~1000-PASS



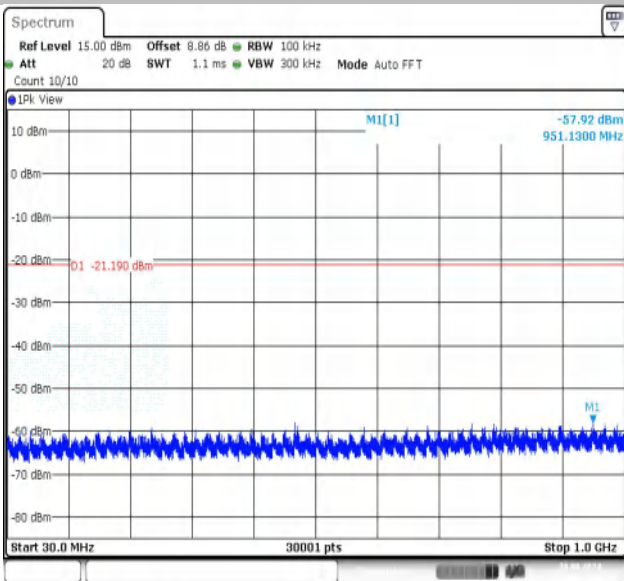
Date: 28.AUG.2024 15:55:23



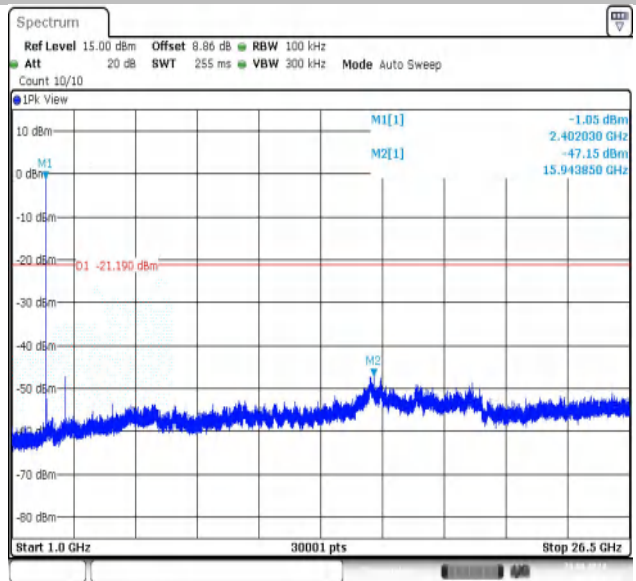
Date: 28.AUG.2024 15:57:50

DH5-Ant1-2480-1000~26500-PASS

2DH5-Ant1-2402-0~Reference-PASS



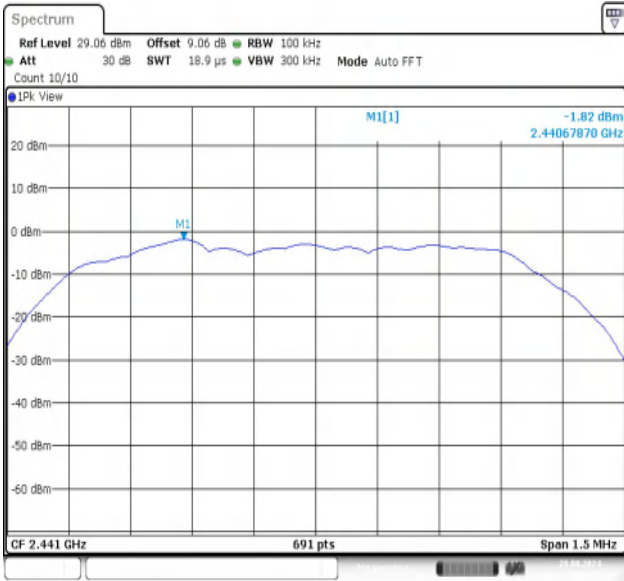
Date: 28.AUG.2024 15:58:02



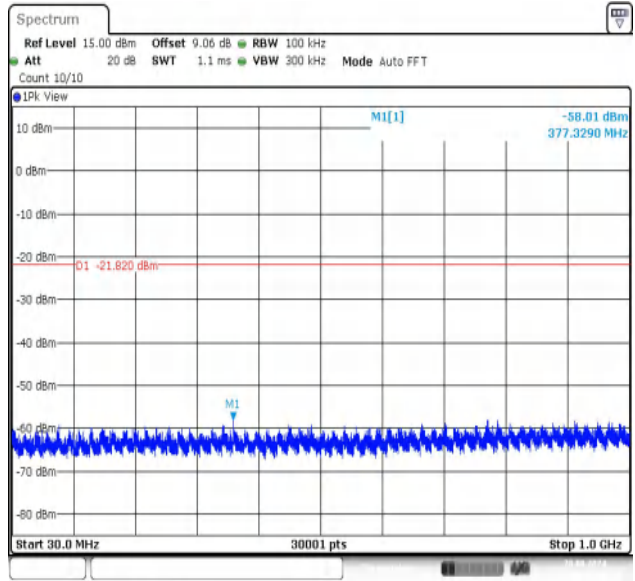
Date: 28.AUG.2024 15:58:39

2DH5-Ant1-2402-30~1000-PASS

2DH5-Ant1-2402-1000~26500-PASS



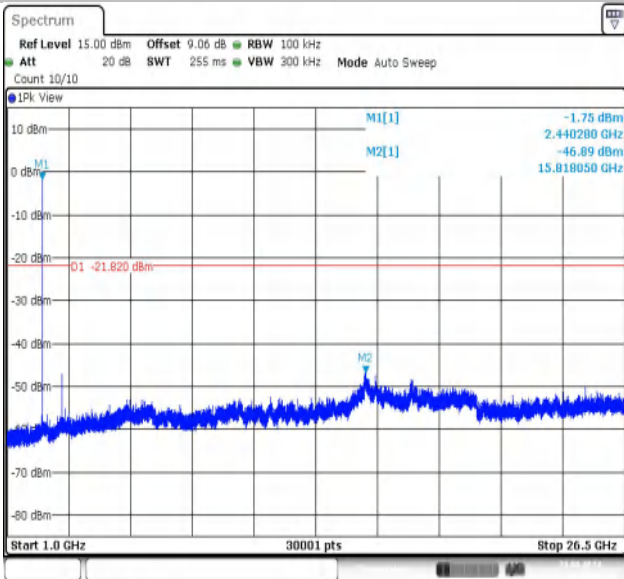
Date: 28.AUG.2024 16:00:00



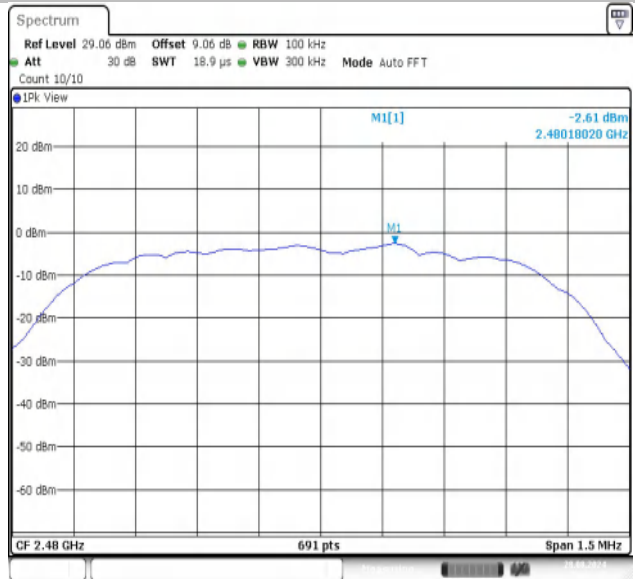
Date: 28.AUG.2024 16:00:12

2DH5-Ant1-2441-0~Reference-PASS

2DH5-Ant1-2441-30~1000-PASS



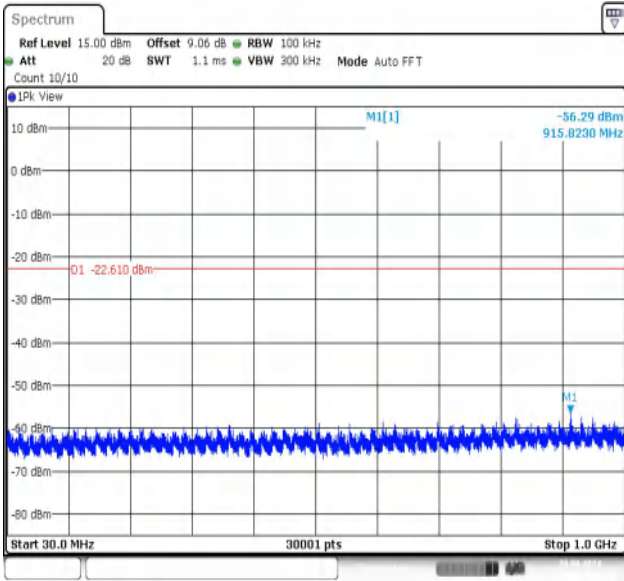
Date: 28.AUG.2024 16:00:49



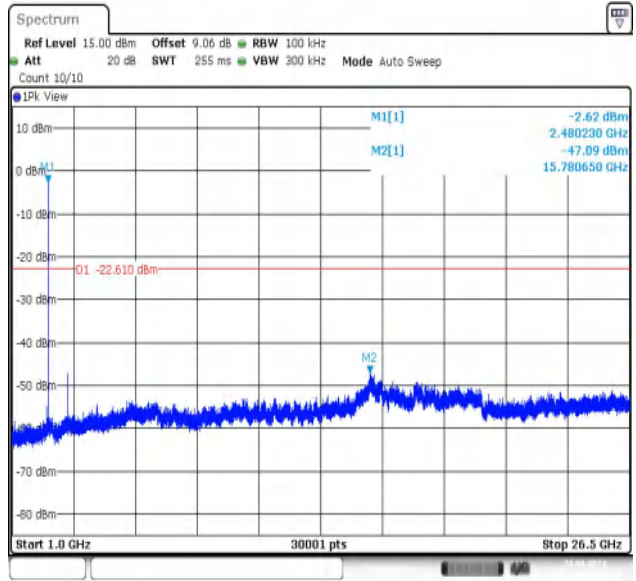
Date: 28.AUG.2024 16:03:43

2DH5-Ant1-2441-1000~26500-PASS

2DH5-Ant1-2480-0~Reference-PASS



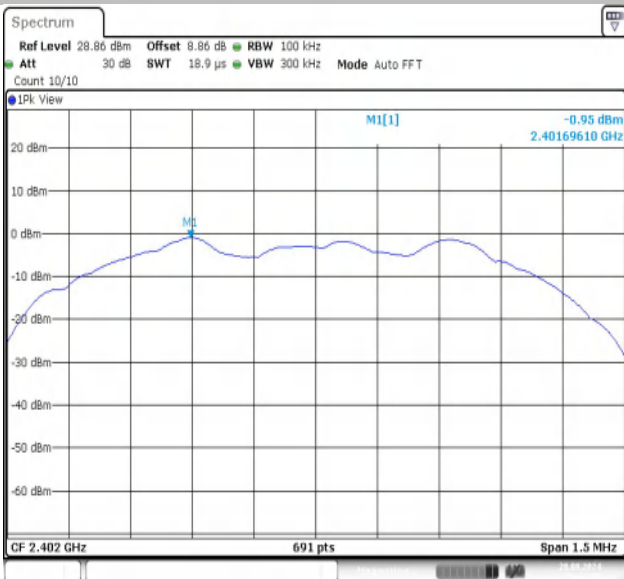
Date: 28.AUG.2024 16:03:55



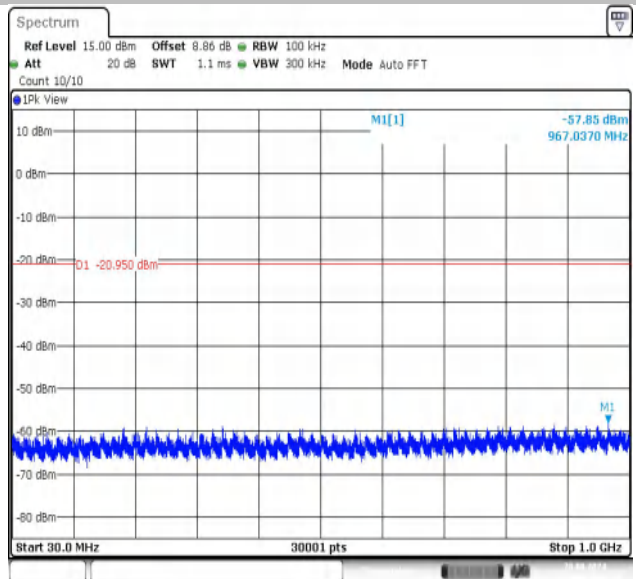
Date: 28.AUG.2024 16:04:32

2DH5-Ant1-2480-30~1000-PASS

2DH5-Ant1-2480-1000~26500-PASS



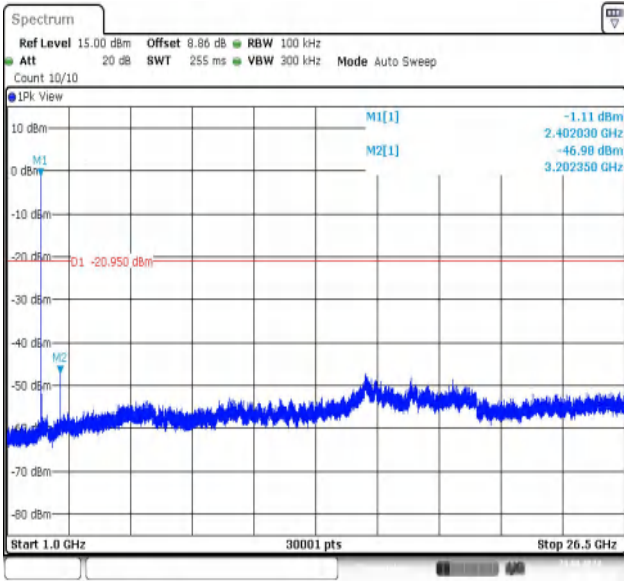
Date: 28.AUG.2024 16:06:56



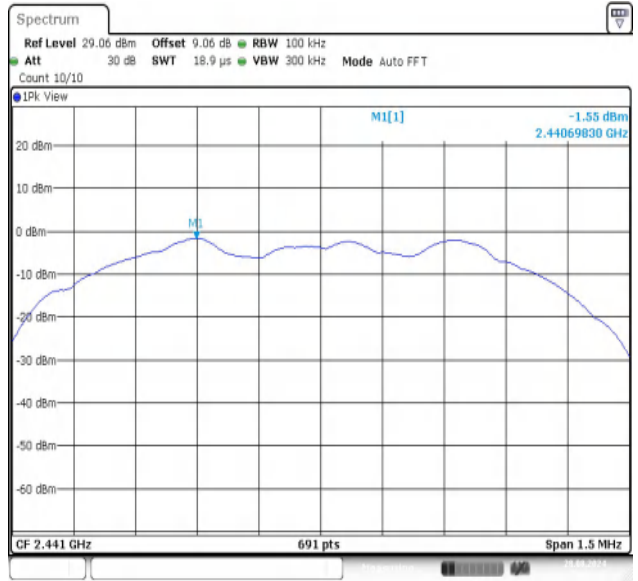
Date: 28.AUG.2024 16:07:07

3DH5-Ant1-2402-0~Reference-PASS

3DH5-Ant1-2402-30~1000-PASS



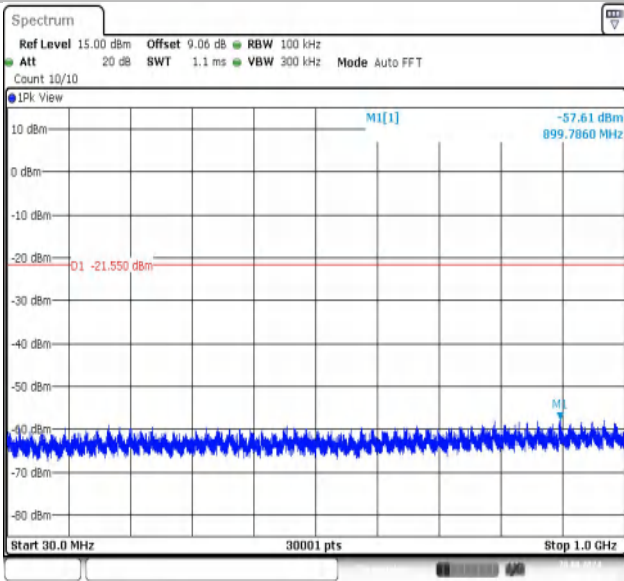
Date: 28.AUG.2024 16:07:44



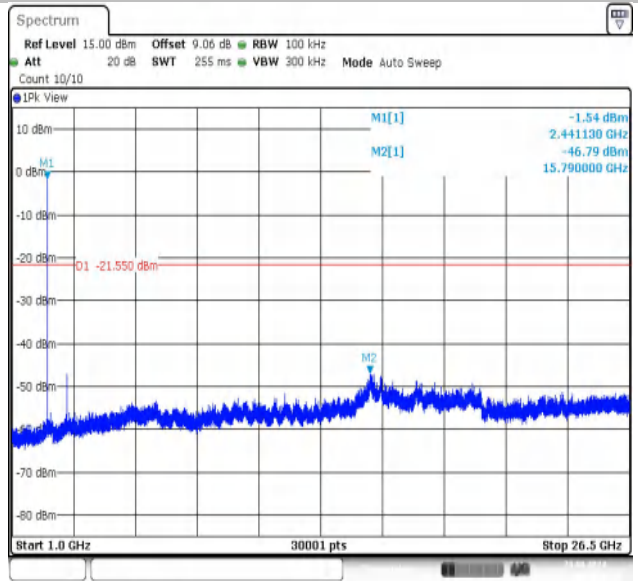
Date: 28.AUG.2024 16:08:49

3DH5-Ant1-2402-1000~26500-PASS

3DH5-Ant1-2441-0~Reference-PASS



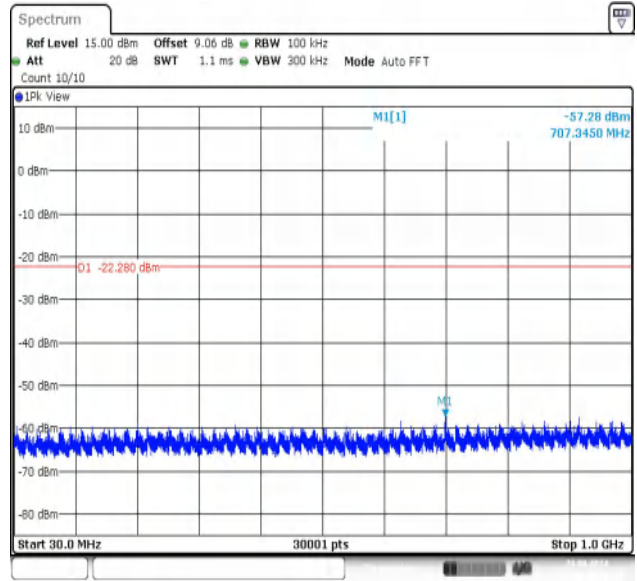
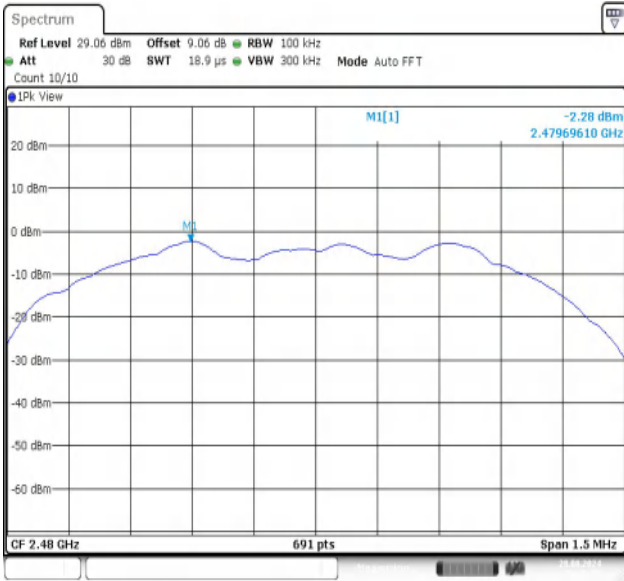
Date: 28.AUG.2024 16:09:01



Date: 28.AUG.2024 16:09:38

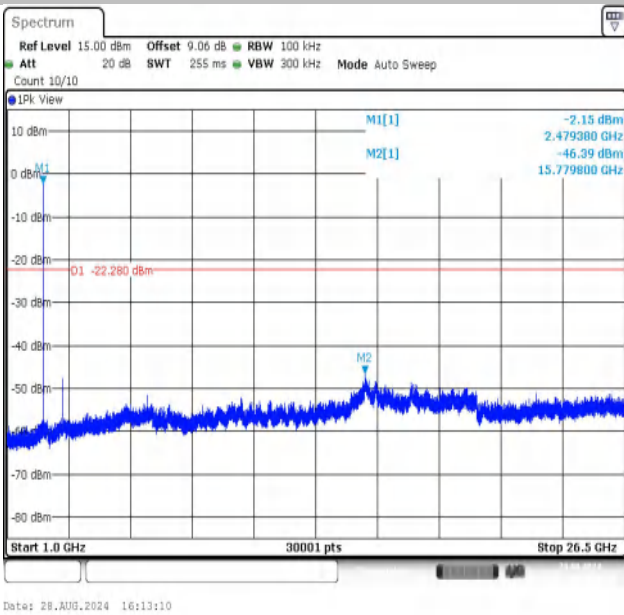
3DH5-Ant1-2441-30~1000-PASS

3DH5-Ant1-2441-1000~26500-PASS



3DH5-Ant1-2480-0~Reference-PASS

3DH5-Ant1-2480-30~1000-PASS



3DH5-Ant1-2480-1000~26500-PASS



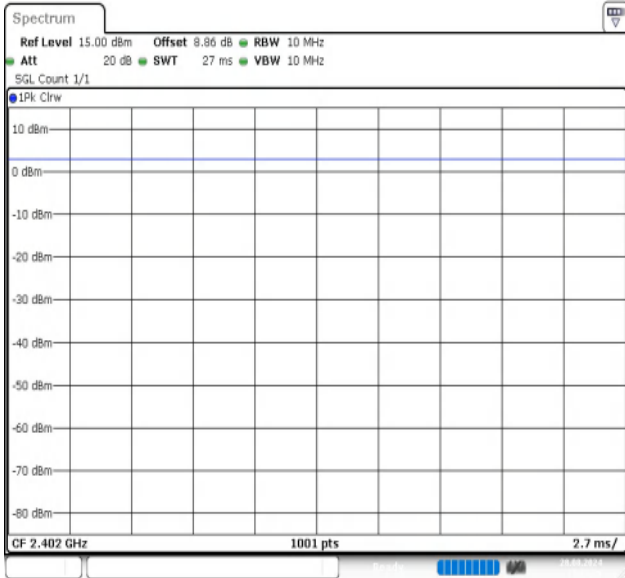
Appendix I: Duty Cycle

Test Result

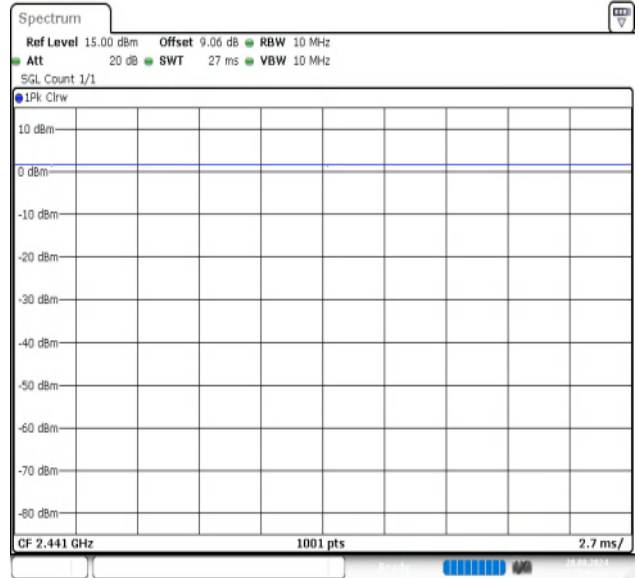
| Test Mode | Antenna | Freq(MHz) | Transmission Duration [ms] | Transmission Period [ms] | Duty Cycle [%] | DC Factor (dB) |
|-----------|---------|-----------|----------------------------|--------------------------|----------------|----------------|
| DH5 | Ant1 | 2402 | 0.00 | 0.00 | 100 | NaN |
| DH5 | Ant1 | 2441 | 0.00 | 0.00 | 100 | NaN |
| DH5 | Ant1 | 2480 | 0.00 | 0.00 | 100 | NaN |
| 2DH5 | Ant1 | 2402 | 27.00 | 27.00 | 100.00 | 0.00 |
| 2DH5 | Ant1 | 2441 | 27.00 | 27.00 | 100.00 | 0.00 |
| 2DH5 | Ant1 | 2480 | 27.00 | 27.00 | 100.00 | 0.00 |
| 3DH5 | Ant1 | 2402 | 27.00 | 27.00 | 100.00 | 0.00 |
| 3DH5 | Ant1 | 2441 | 27.00 | 27.00 | 100.00 | 0.00 |
| 3DH5 | Ant1 | 2480 | 27.00 | 27.00 | 100.00 | 0.00 |



Test Graphs

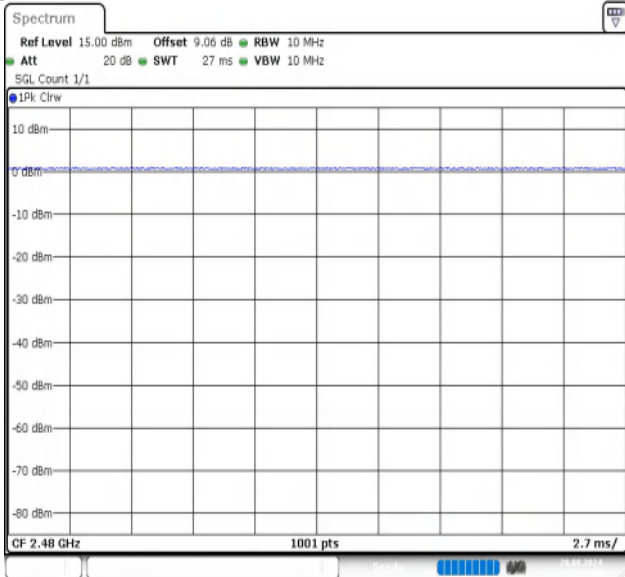


Date: 28.AUG.2024 15:37:29



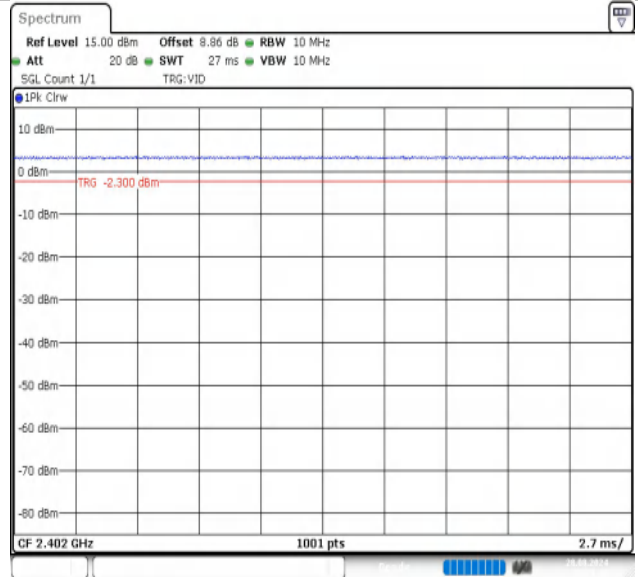
Date: 28.AUG.2024 15:48:49

NTNV-DH5-Ant1-2402



Date: 28.AUG.2024 15:52:59

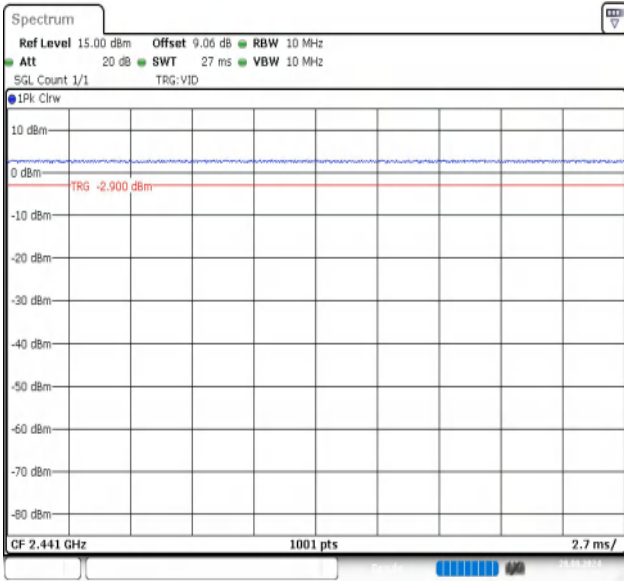
NTNV-DH5-Ant1-2441



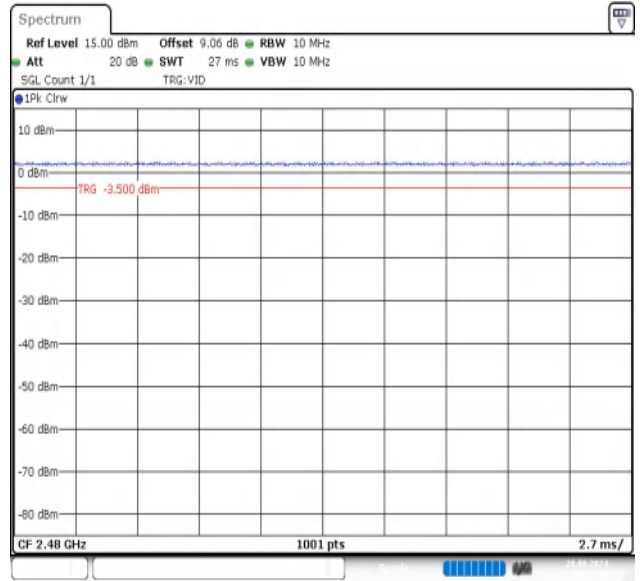
Date: 28.AUG.2024 15:56:15

NTNV-DH5-Ant1-2480

NTNV-2DH5-Ant1-2402



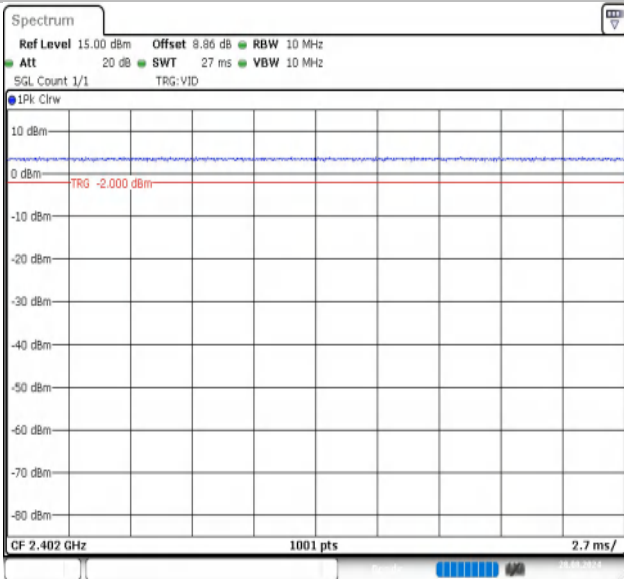
Date: 28.AUG.2024 15:59:34



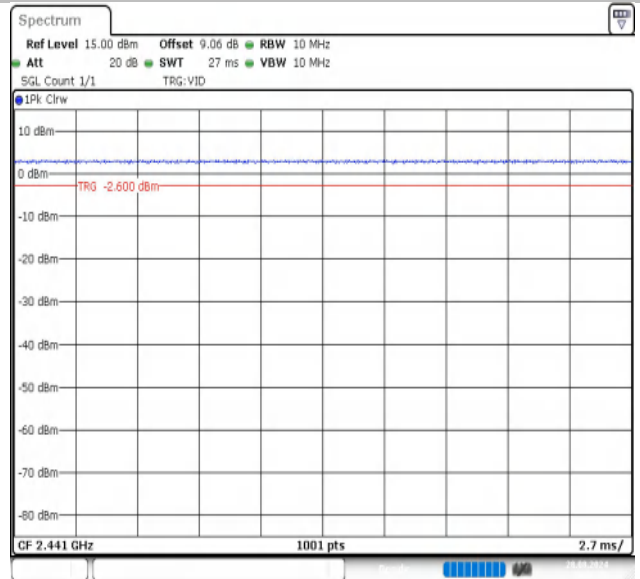
Date: 28.AUG.2024 16:02:08

NTVN-2DH5-Ant1-2441

NTVN-2DH5-Ant1-2480



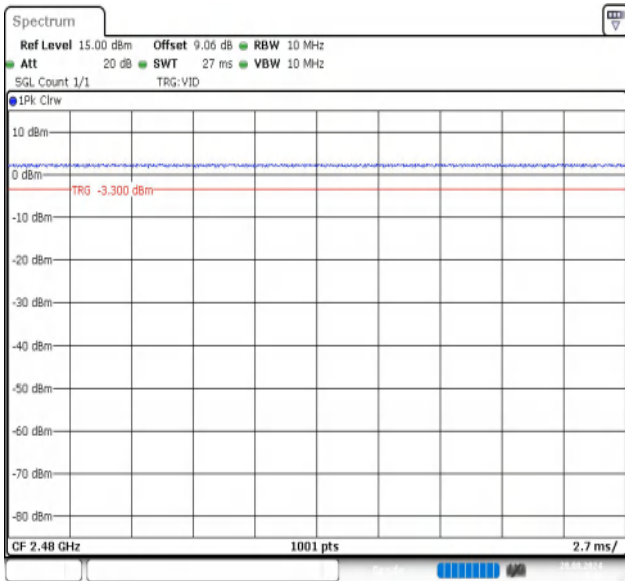
Date: 28.AUG.2024 16:05:20



Date: 28.AUG.2024 16:08:23

NTVN-3DH5-Ant1-2402

NTVN-3DH5-Ant1-2441



Date: 28.AUG.2024 16:10:46

NTNV-3DH5-Ant1-2480

-----END-----