

CUSTOMER : Standard

DATE : 2020. 06. 22

REV : Rev. 1.0

SPECIFICATIONS FOR APPROVAL

REBE-TZ29K

Model	Part Number	Customer P/N
2.9" 3-Color Graphic	REBE-TZ29K	-

RoHS
Compliant

APPROVAL	REMARK	APPENDIX	DESIGNED	CHECKED	APPROVED
			2020.06.19	2020.06.19	2020.06.22
			K.S.AN	H.H.HAN	I.U.KIM

TABLE OF CONTENTS

1. Application	3/23
2. Quality	3/23
3. Appearance and Characteristics	3/23
4. Overall Service Scenario	4/23
5. General Features	5/23
6. Absolute Maximum Rating	7/23
7. Electrical Specification	8/23
8. Mechanical Information	9/23
9. Packaging	15/23
10. User Quick Manual	18/23
11. RoHS Compliance	20/23
12. Related Certification	21/23
13. Disclaimers	22/23
14. Ordering Information	23/23

1. Application

This Specification is applied to ATEC AP Wireless Electronic Shelf Label. (REBE-TZ29K)
REBE-TZ29K is used by retailers for displaying product pricing on shelves. Typically, electronic display modules are attached to the front edge of retail shelving. These modules use Electrophoretic Display (EPD) or similar screen technologies to show the current product price to the customer.

A communication network allows the price display to be automatically updated whenever a product price is changed.

2. Quality

Quality should meet each condition which mentioned on this specification. However, the items which are not mentioned on this specification follow the inspection agreements and standards which are agree with both companies.

3. Appearance and Characteristics

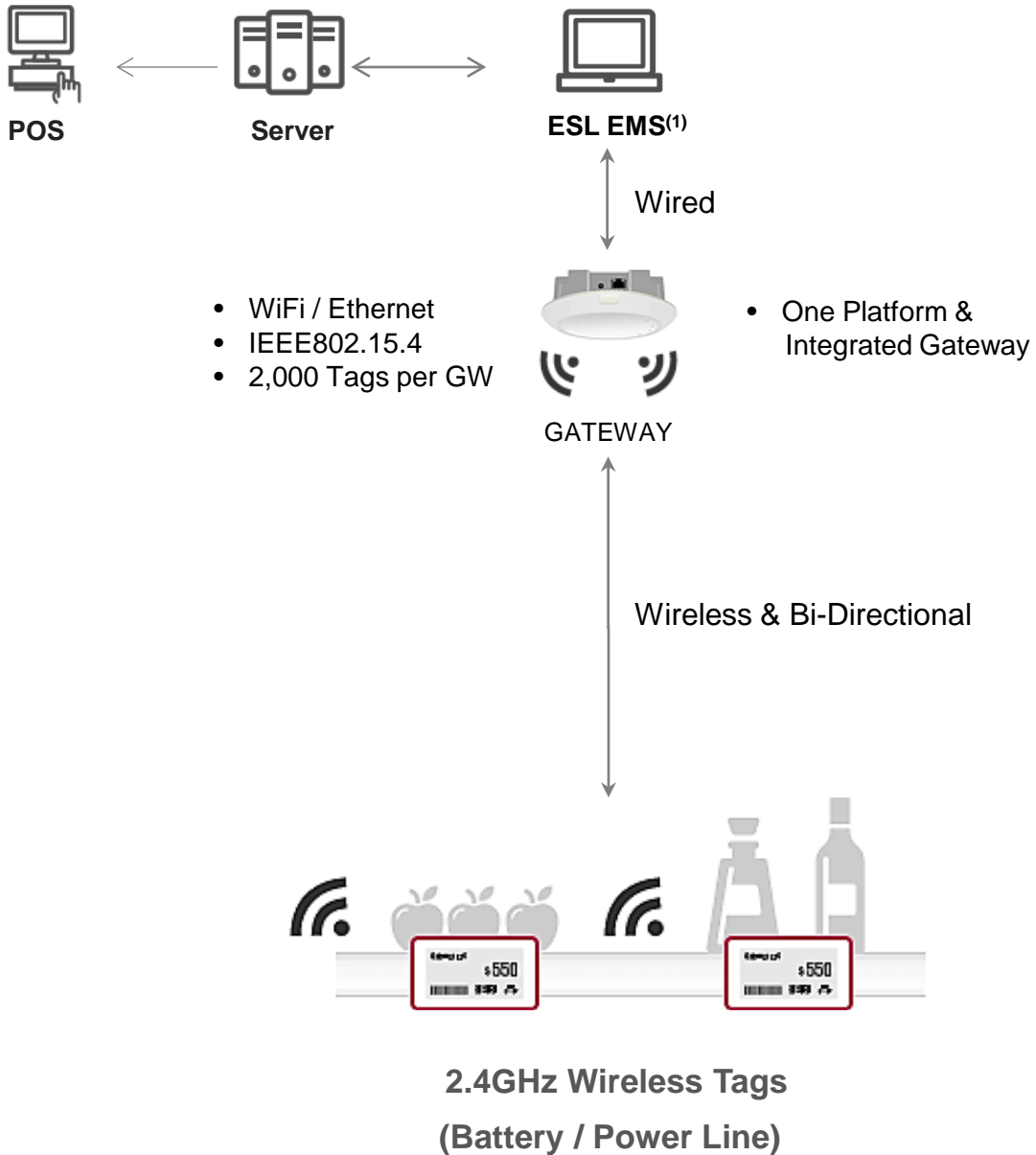
3.1. Appearance

Appearance should not be contaminated by harmful materials and should not have cracks, etc. Mechanical dimensions should meet the contents of clause 9.

3.2. Characteristic

Electrical Characteristics should meet the contents of clause 7.

4. Overall Service Scenario



(1) EMS : ESL Management Software

5. General Features

5.1. Description

Item	Description	
Size	41.4 x 83.7 x 12 (mm)	
Weight	Typ. 40g (Include Battery - Battery 13g)	
Digital Display	Type : Electrophoretic Display Size / DPI : 66.9(H) x 29.06(V) (mm) / 112	
Display Color	3-Color (Red/Black/White) ⁽¹⁾	
Power	Rate : 3.0 V / 100 mA CR2450 Coin Battery 2in1 PKG (Removable) Battery Capacity : Max. 1,100 mAh Battery life time: 5 year at 23°C and 50% RH ⁽²⁾ (Image update 2 times per day)	
NFC	Operating frequency of 13.56 MHz	
Network	802.15.4	2.4GHz IEEE802.15.4 compliant RF Transceiver
	Security	Robust wireless network (ATEC AP own protocol)
	Protocol	Compatible with ATEC AP protocol communication devices
	Comm. Range	Max. 30m (Under LoS) ⁽³⁾⁽⁴⁾

- [Notice]** (1) If the background of display is red, display quality can be decreased.
Generally, we recommend that the portion of red color has less than 50%.
- (2) The battery life time depends on operating conditions
(Temperature, humidity, wireless environment, image update count...etc)
- (3) LoS (Line of Sight) : Without any sort of an obstacle between a gateway and end devices.
- (4) Communication Range depends on surrounding environment.

6. Absolute Maximum Rating

6.1. Environmental Conditions

The normal operating environmental conditions are those as below. In such conditions, ESL must be in conformity with the present specification. The conformity to such requirement must be certified by the manufacturer.

Parameter	Condition	Min.	Typ.	Max.	Unit
Operating Environment ⁽¹⁾	Temperature	10	23	30	°C
	Humidity	35	50	65	%RH
Storage Environment ⁽²⁾	Temperature	10	23	30	°C
	Humidity	-	-	55	%RH

[Notice] (1) Tag can operate at 0~40°C. But only assure the image quality of EPD at 10~30°C.

(2) After receiving the product, it should be installed within 3 months

6.2. Electrical Conditions

The operating electrical conditions are those as below. In such conditions the ESL must be in conformity with the present specification. All devices can be damaged or non-operated over the specification as below. The conformity to such requirement must be certified by the manufacturer.

Parameter	Condition	Min	Typ.	Max	Unit
Supply Voltage	DC Power Supply	2.2	3.0	3.3	V
Power Consumption	@ 3.0~3.3V	-	-	100	mA
ESD Protection	Air Condition @Soft Fail	-8	-	+8	kV

7. Electrical Specification

7.1. IEEE802.15.4

The REBE-TZ29K supports IEEE802.15.4.

7.2. General Specification

- Standard : Only IEEE802.15.4 PHY
- Frequency : 2405 ~ 2480MHz
- Channel : 16CH. (5MHz Spacing)
- Modulation : DSSS/O-QPSK
- Max. Data Rate : 250Kbps

7.3. Electrical Specification

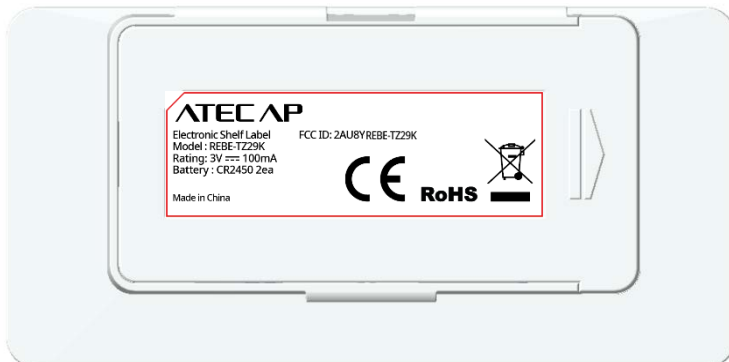
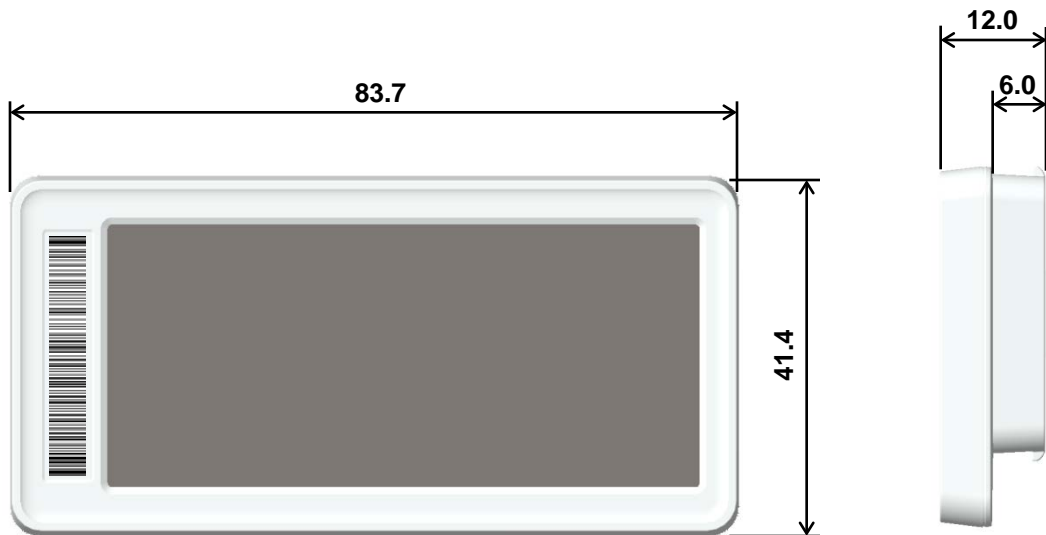
- Channel power depend on each country regulations (EX. KC, etc)
- The electrical specification which is shown below is ATEC AP internal specification.
- All values depend on surrounding environment and current statement of access point

RF Performance					
Parameter	Condition	Min	Typ	Max	Unit
Output Power	-	0	-	-	dBm
Receiver Sensitivity	PER=1% (Required -85dBm)	-85	-	-	dBm
Maximum Input Level	PER=1% (Required -20dBm)	-	-	-20	dBm
Frequency Tolerance	Required Max. ± 75 kHz	-75	-	75	kHz
Error Vector Magnitude	Required Max. 35%	-	-	35	%

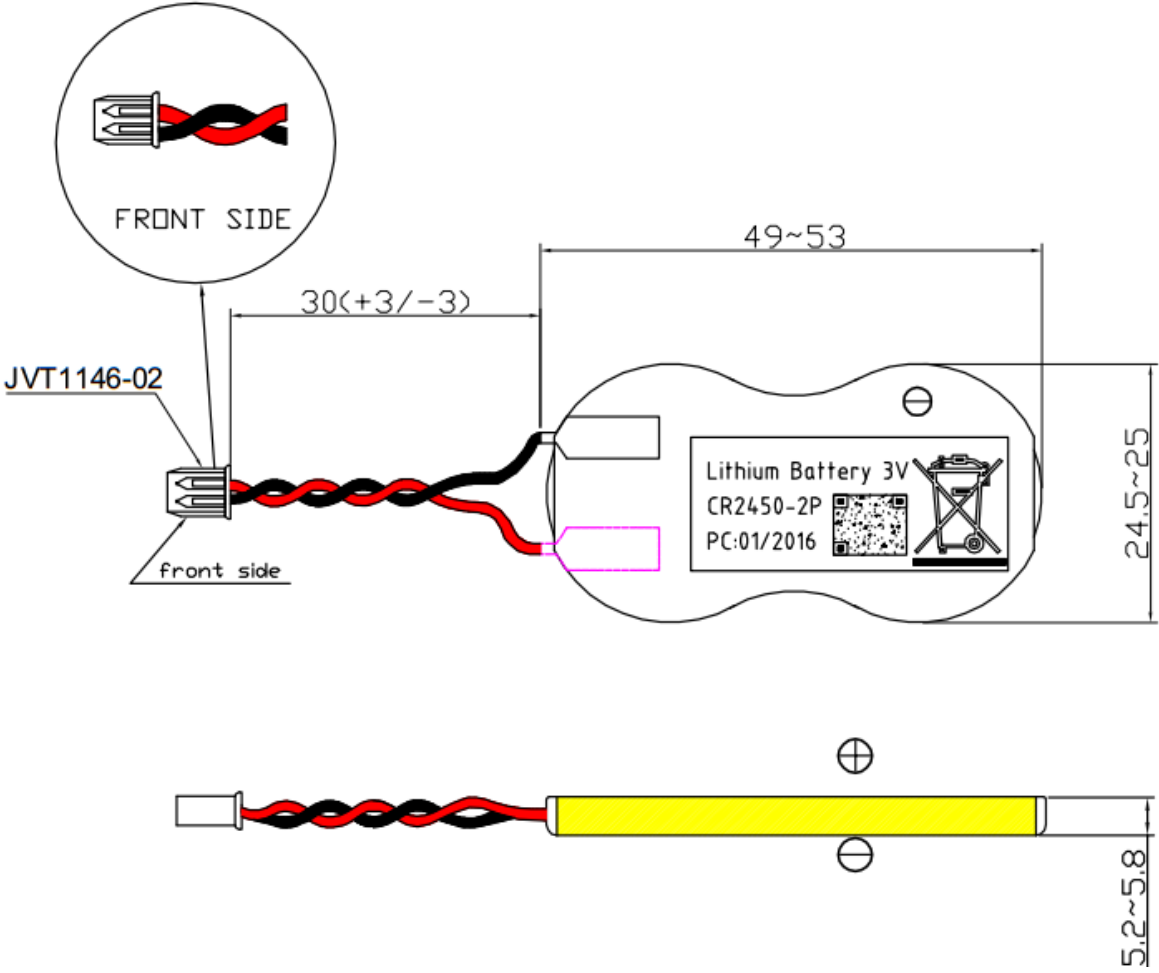
8. Mechanical Information

8.1. Mechanical Dimension

Size	41.4 x 83.7 x 12.0 (mm)
Weight	Typ. 40g (Include Battery - Battery 13g)



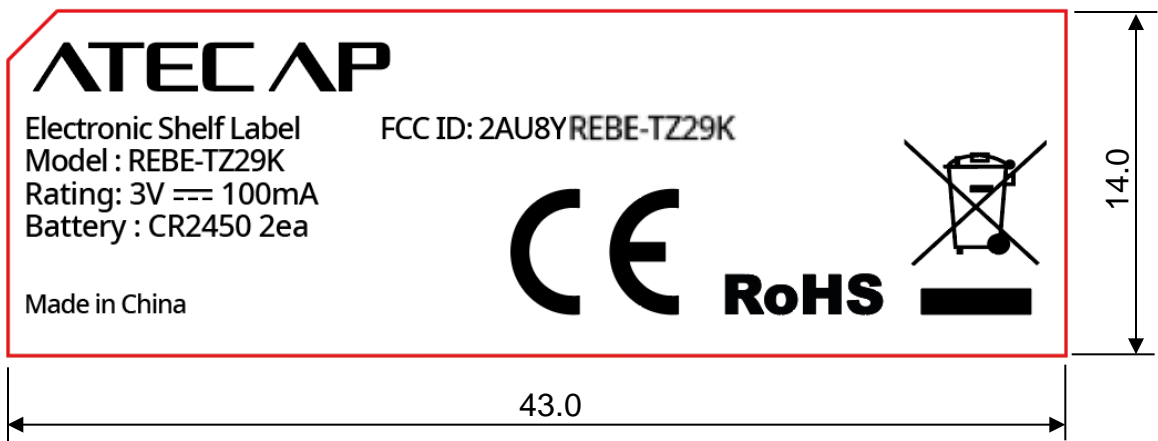
8.2. Battery Dimension



8.3. Label Specification

8.3.1. Product Labeling Specification

unit : mm



8.3.2. MAC Barcode Labeling Specification



Unit : mm

Label Size : 28 x 5mm
Barcode Size : 23 x 3mm

8.3.3. Serial Barcode Labeling Specification

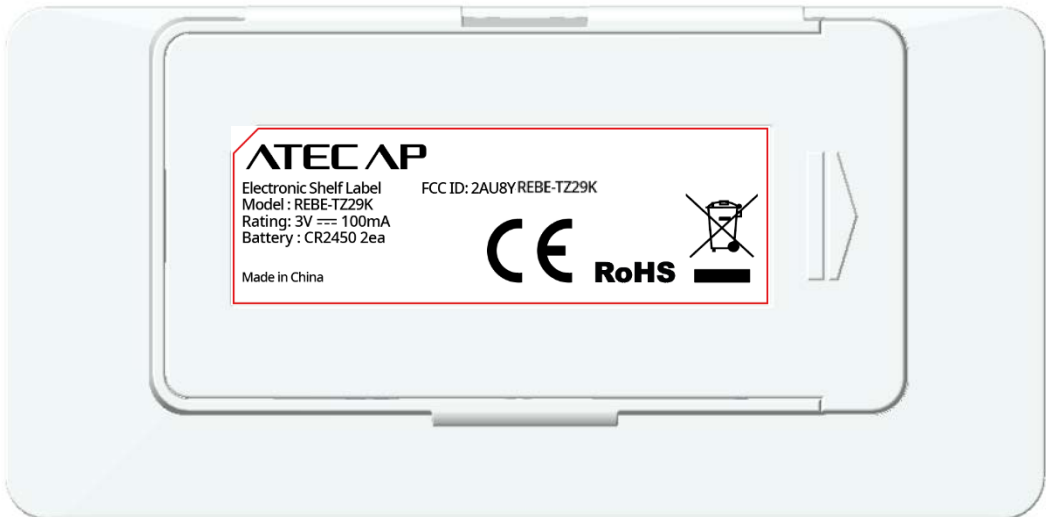


Label Size : 28 x 5mm
Barcode Size : 26 x 3mm

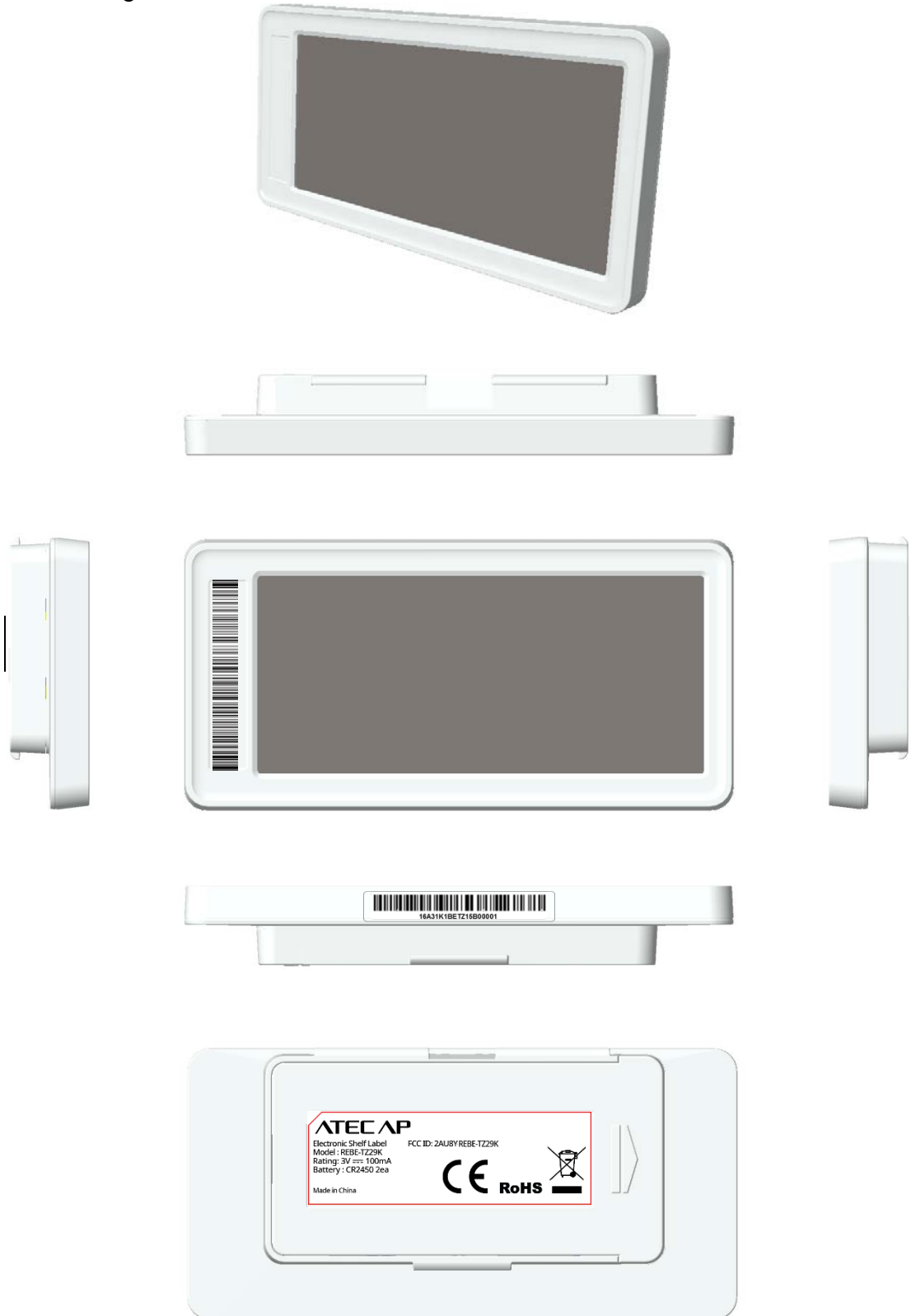
Serial Barcode Information (19-codes)

YY	M	DD	F	L	XXXXXXX	12345
Year	Month	Date	Factory	SMT Line	Model No.	Production Sequence 5-digit Serial No
2016 : 16	1 : 1 2 : 2 3 : 3 4 : 4 5 : 5 6 : 6 7 : 7 8 : 8 9 : 9 10 : A 11 : B 12 : C	01 . . 31	LGIT Kwangju : A LGIT Osan : B LGIT Indonesia : C LGIT China : D ShineFul : K DainTech : L	Line 1 : 1 Line 2 : 2 Line 3 : 3 Line 4 : 4 Line 5 : 5 Line 6 : 6		

8.3.4. Labeling Specification

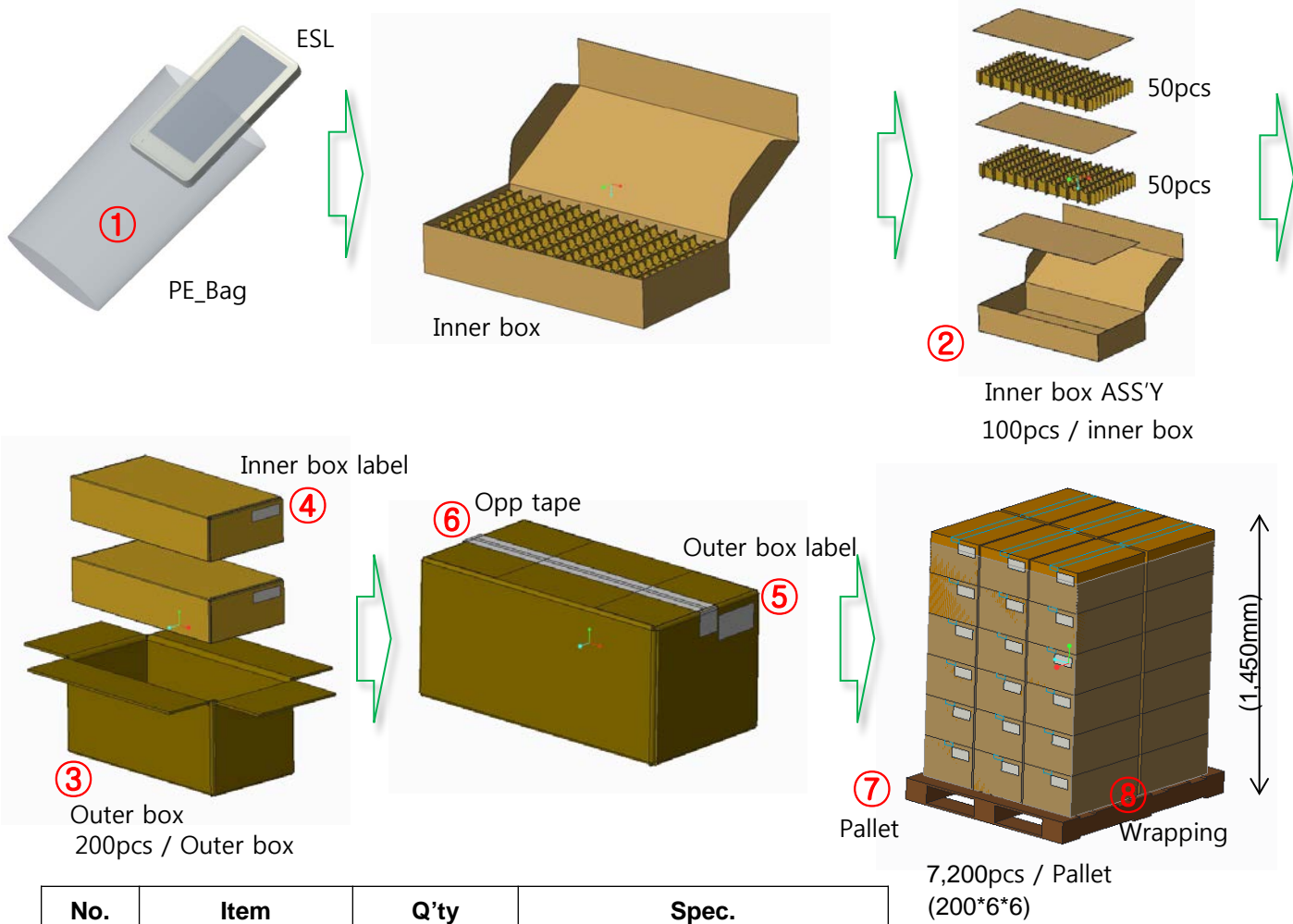


8.4. Rendering



9. Packaging

9.1. Packaging Specification






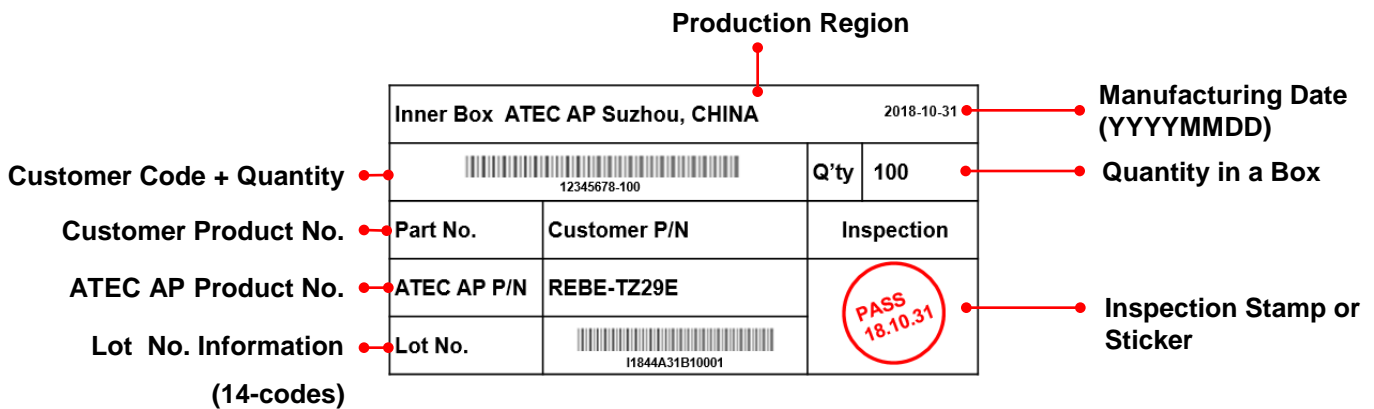
No.	Item	Q'ty	Spec.
①	PE_BAG	1	1. Material : LDPE 2. Size : 155*80mm
②	Inner box Ass'y	0.01	1. Material : Corrugated paper 2. Size : 535*265*100mm
③	Outer box	0.005	1. Material : Corrugated paper 2. Size : 555*270*215mm
④	Inner box Label	0.01	1. Material : Art paper 2. Size : 100*30mm
⑤	Outer box Label	0.005	1. Material : Art paper 2. Size : 100*50mm
⑥	OPP Tape	-	1. Material : PE 2. Size : Width 50mm
⑦	Pallet	0.0001389	1. Material : Wood 2. Size : 1100*920*100
⑧	Wrapping	-	1. Material : PE

9.2. Packaging Label Specification

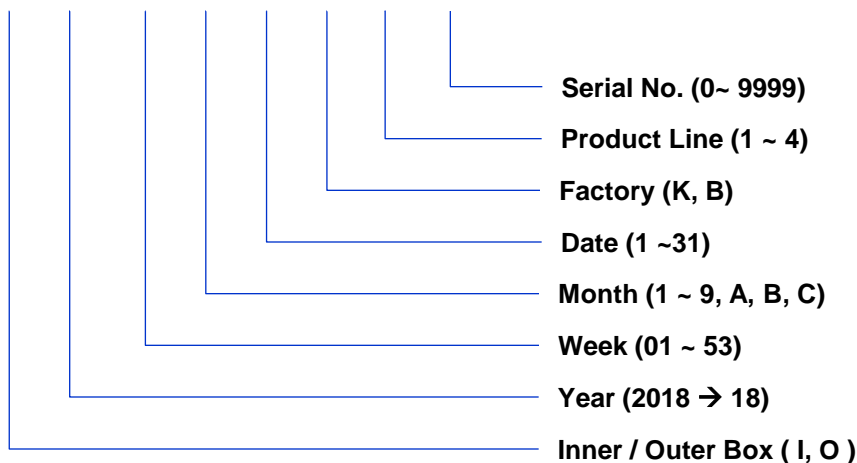
9.2.1. Inner Box Label Specification

Unit : mm

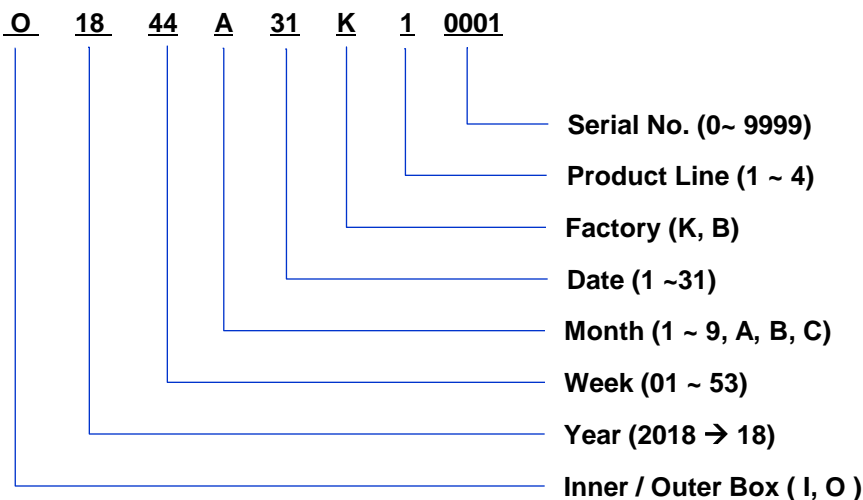
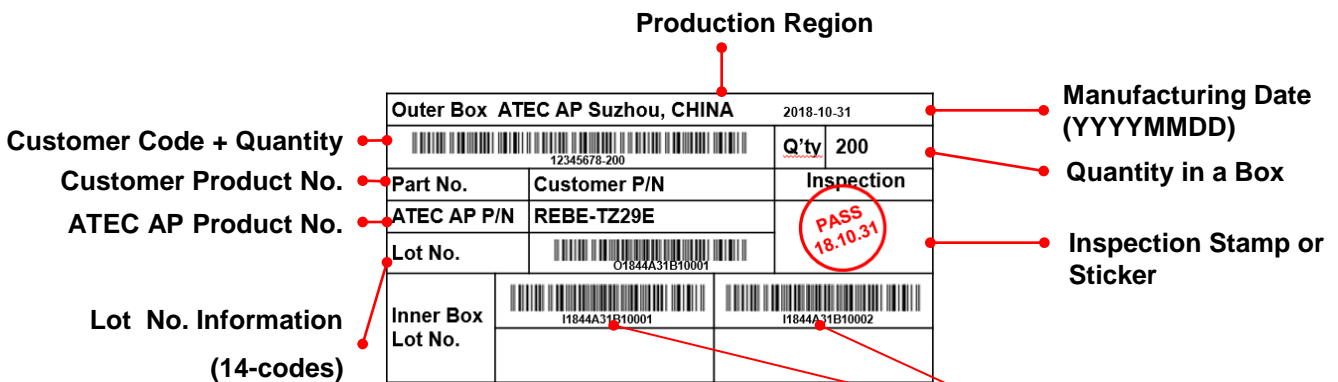
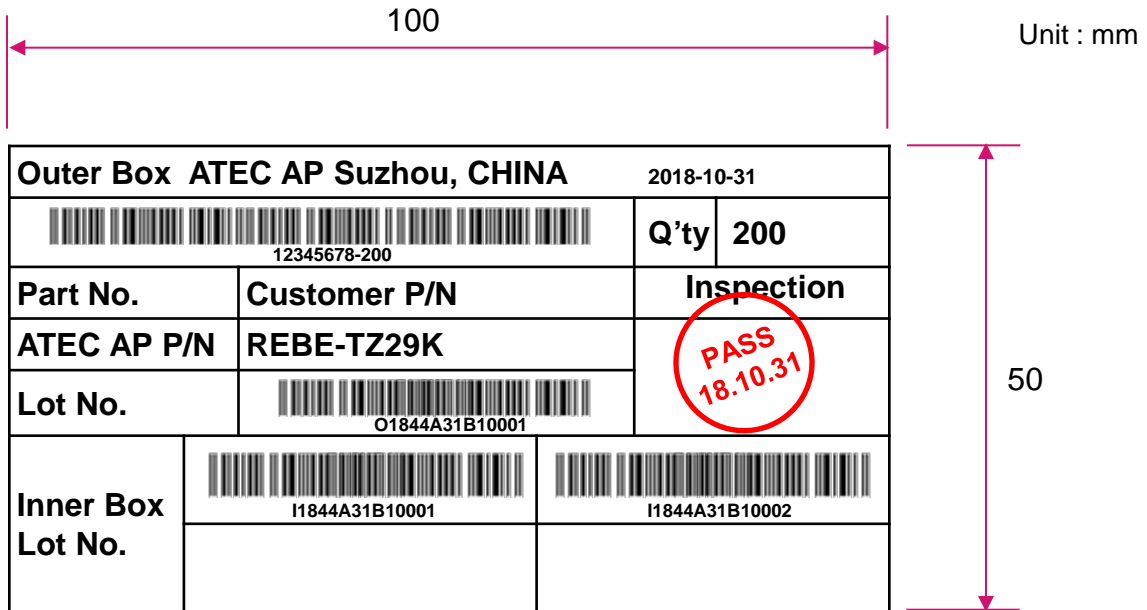
100			
Inner Box ATEC AP Suzhou, CHINA			2018-10-31
 12345678-100		Q'ty	100
Part No.	Customer P/N	Inspection	
ATEC AP P/N	REBE-TZ29K		
Lot No.	 I1844A31B10001		
		50	



I 18 44 A 31 K 1 0001













9.2.2. Outer Box Label Specification



10. User Quick Manual

10.1. Tag Information

Symbol	Mode	Function	Image
	Deep Sleep	Initial Mode	
	Connected	Connected to Gateway	
	Disconnected	Disconnected to Gateway	
	Low Battery	Battery Discharged	
	Busy	Ready to image download	

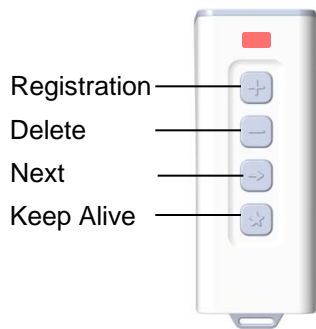
[Notice]

- * In this status of low battery, we can not ensure any normal operations.
- * After change battery, the tag's display will be changed to normal status within next keep alive interval

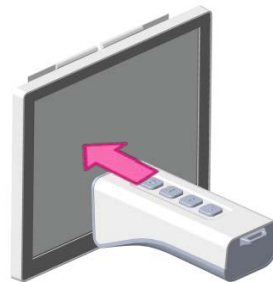
10.2. Description & Key Function

Remote control device provides customer with several functions as below

- Waking Tag up from sleep mode
- Updating new purchase image on Tag
- Deleting purchase image on Tag
- Returning a Tag to be factory settings



(a) function



(b) Contact direction

< Remote control device >



A remote controller or a NFC Device contact point for communication.

11. RoHS Compliance

REBE-TZ29K devices meet the requirements of Directive 2002/95/EC of the European Parliament and of the Council on the Restriction of Hazardous Substance (RoHS)

12. Related Certification

- CE

12.1 CE (Conformity European)

EU DECLARATION OF CONFORMITY ¹ LG Innotek

Number ²

Doc_LGIT_REBE-TZ29F_180402

Name and address of the Manufacturer ³

LG Innotek Co., Ltd.
LG Seoulstation Building, 98, Huam-ro, Jung-gu, Seoul, Korea

This declaration of conformity is issued under the sole responsibility of the manufacturer. ⁴

Object of the declaration ⁵

Product information ⁶

Product name: Electronics Shelf Label, Model name: REBE-TZ 29F

Additional information ⁷

SW version: 1.x (x can be 1 digit or 2 digit number)

The object of the declaration described above is in conformity with the relevant Union harmonization legislation: ⁸

- References to the relevant harmonized standards used or references to the technical specifications in relation to which conformity is declared ⁹

Radio Equipment Directive 2014/53/EU	RoHS Directive 2011/65/EU
EN 300 328 V2.1.1, EN300 330 V2.1.1	EN 50581 2:012
EN 62311:2008	
EN 301 488-1 V2.1.1, EN 301 488-3 V2.1.1, EN 301 488-17 V3.1.1	
EN 60950-1:2006+A11:2009+A12:2011+A2:2013	

The notified body ¹⁰

MICOM Labs, Inc.

performed

a conformity assessment of the technical construction files

and issued the certificate

ONTE98-1

Additional information ⁷

Frequency bands: 2405 MHz ~ 2480 MHz for Zigbee, 13.56 MHz for NFC Receiving Only
Transmit power: -0.58 dBm for Zigbee

Signed for and on behalf of: ¹¹ LG Innotek Co., Ltd.

Senior Research Engineer/ Donghyun Yoon

D.H. Yoon

Date of issue: April 2, 2018

Signature of Authorized person

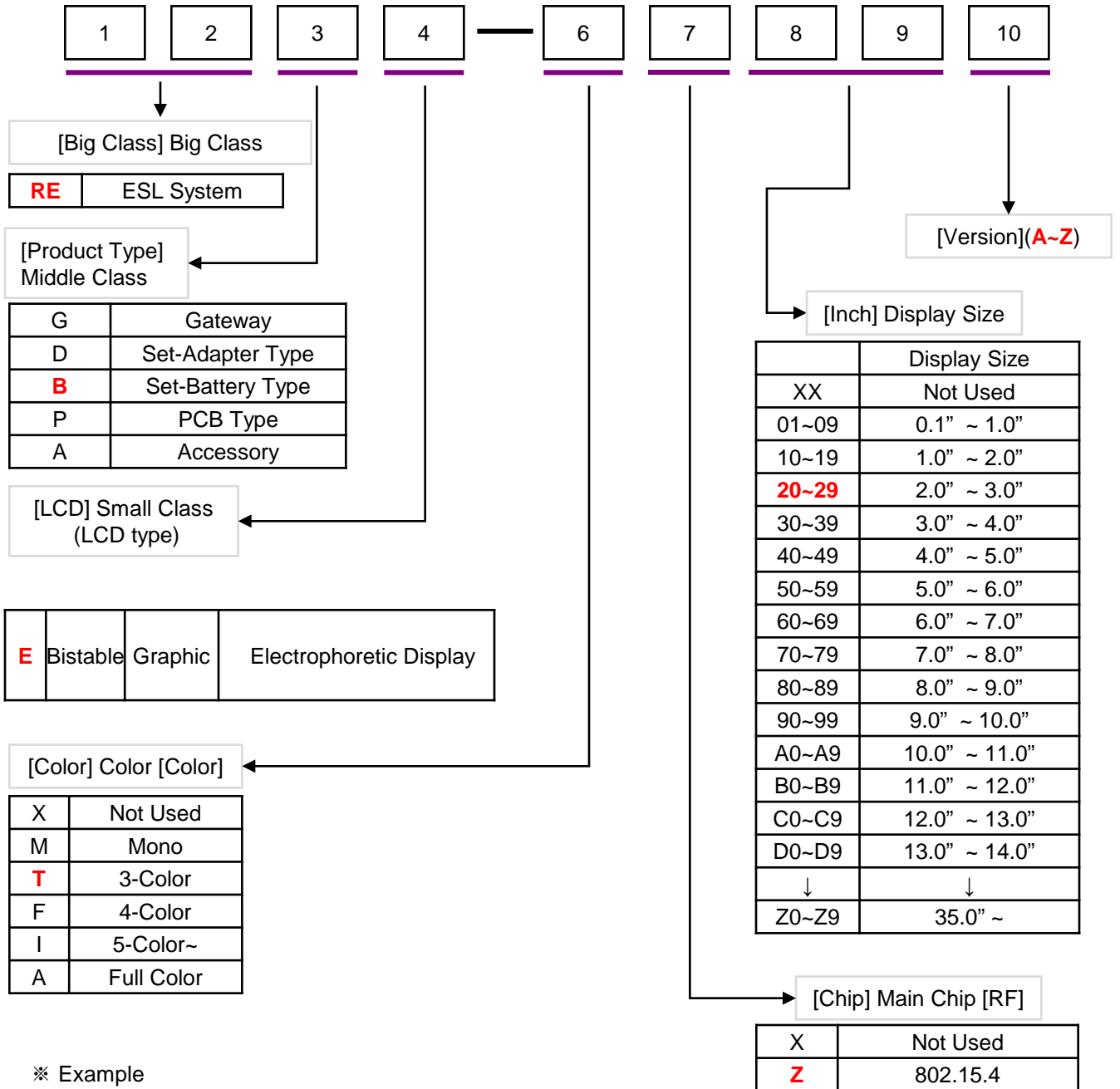
EU Representative: LG Innotek Co., Ltd. Am Limespark 2 (Innovapark) 65843 Sulzbach am Taunus, Germany
<http://www.lginnotek.com/en/compliance-information/>

1/2

13. Disclaimers

- *ATEC AP* is not responsible for any damages caused by any accidents or operational environments exceeding the absolute maximum ratings.
- Consultation with *ATEC AP* is recommended for unassured environments or operations to avoid any possible malfunctions or damages of the products or risk of life or health.
- Any unauthorized, without prior written consents from *ATEC AP*, disassembly is prohibited if purposed for reverse-engineering. All defected devices must be reported to *ATEC AP* and not to be disassembled or analyzed.
- The product information can be modified and upgraded without prior notice.

14. Ordering Information



※ Example
 REBE-TZ29K
 : 2.9 Inch 3-color ESL
 Revision D

12.2 FCC (Federal Communications Commission)



Regulation Information

This equipment has been tested and found to comply with the limits for a Class B digital device, pursuant to part 15 of the FCC Rules. These limits are designed to provide reasonable protection against harmful interference in a residential installation. This equipment generates, uses and can radiate radio frequency energy and, if not installed and used in accordance with the instructions, may cause harmful interference to radio communications. However, there is no guarantee that interference will not occur in a particular installation. If this equipment does cause harmful interference to radio or television reception, which can be determined by turning the equipment off and on, the user is encouraged to try to correct the interference by one or more of the following measures:

- Reorient or relocate the receiving antenna
- Increase the separation between the equipment and receiver.
- Connect the equipment into an outlet on a circuit different from that to which the receiver is connected.
- Consult the dealer or an experienced radio/TV technician for help.

This device complies with Part 15 of the FCC Rules. Operation is subject to the following two conditions:

- (1) this device may not cause harmful interference, and
- (2) this device must accept any interference received, including interference that may cause undesired operation.

Caution:

Any changes or modifications to the equipment not expressly approved by the party responsible for compliance could void user's authority to operate the equipment. This appliance and its antenna must not be co-located or operation in conjunction with any other antenna or transmitter.

A minimum separation distance of 20 cm must be maintained between the antenna and the person for this appliance to satisfy the RF exposure requirement.