

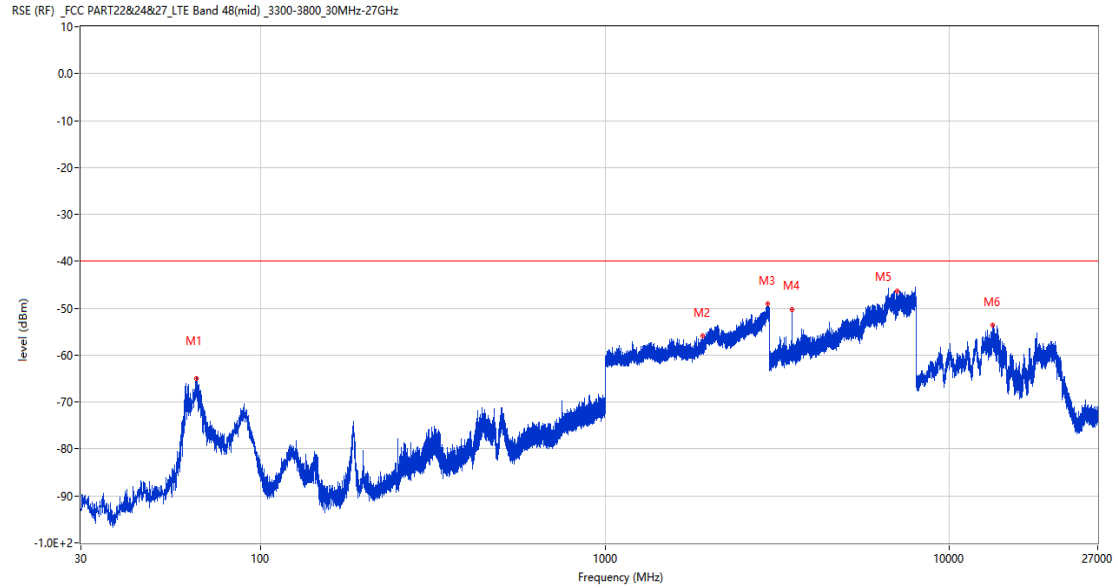
A.7 Field Strength of Spurious Radiation

LTE

1 LTE Band 48

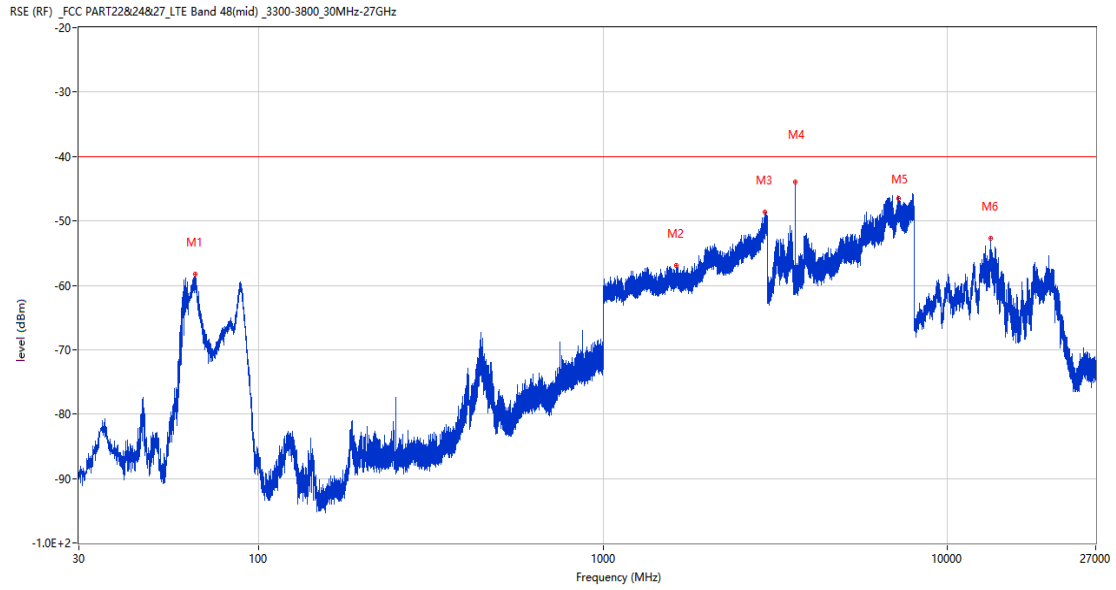
1.1 LTE Band 48 BW5, Middle Channel

RSE-H&H LTE Band 48 BW5 CH55990



Frequency (MHz)	Result (dBm)	Factor (dB)	PK Limit (dBm)	Over Limit (dB)	Table (o)	ANT	EUT	Verdict
65.114	-64.93	-17.76	-40.0	24.93	166.00	Horizontal	Horizontal	Pass
1916.600	-55.91	-3.45	-40.0	15.91	1.00	Horizontal	Horizontal	Pass
2973.600	-49.04	6.62	-40.0	9.04	340.00	Horizontal	Horizontal	Pass
3490.000	-50.19	13.18	-40.0	10.19	154.00	Horizontal	Horizontal	Pass
7054.750	-46.32	22.90	-40.0	6.32	360.00	Horizontal	Horizontal	Pass
13395.750	-53.54	16.97	-40.0	13.54	3.00	Horizontal	Horizontal	Pass

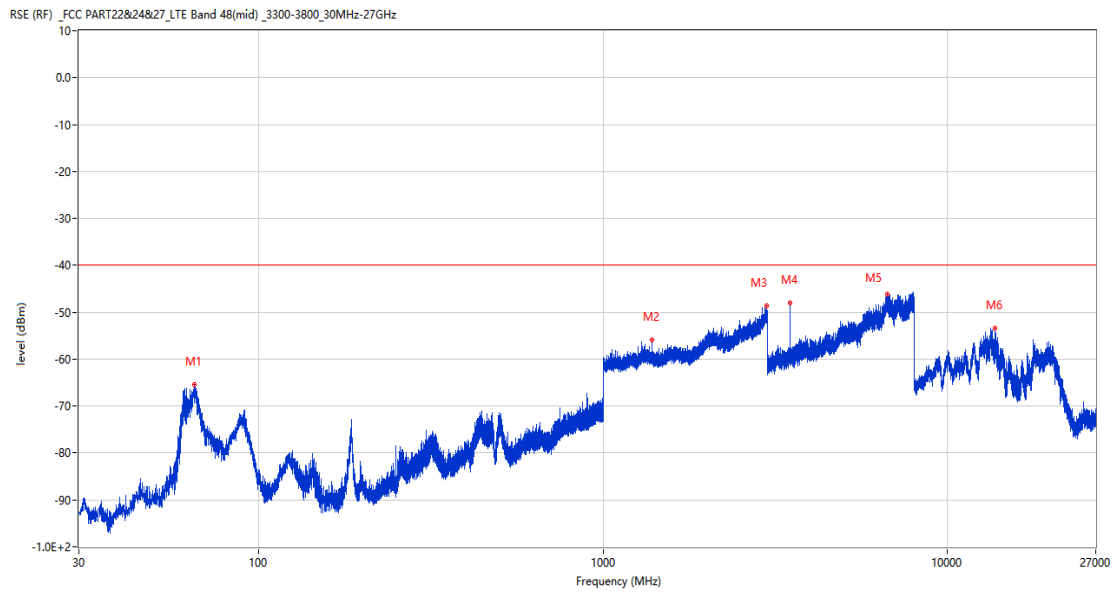
RSE-V&H LTE Band 48 BW5 CH55990



Frequency (MHz)	Result (dBm)	Factor (dB)	PK Limit (dBm)	Over Limit (dB)	Table (o)	ANT	EUT	Verdict
65.162	-58.20	-17.78	-40.0	18.20	102.00	Vertical	Horizontal	Pass
1636.200	-56.95	-3.99	-40.0	16.95	1.00	Vertical	Horizontal	Pass
2960.600	-48.68	6.14	-40.0	8.68	32.00	Vertical	Horizontal	Pass
3622.750	-43.95	14.02	-40.0	3.95	290.00	Vertical	Horizontal	N/A
7223.000	-46.48	22.47	-40.0	6.48	109.00	Vertical	Horizontal	Pass
13387.875	-52.72	16.90	-40.0	12.72	271.00	Vertical	Horizontal	Pass

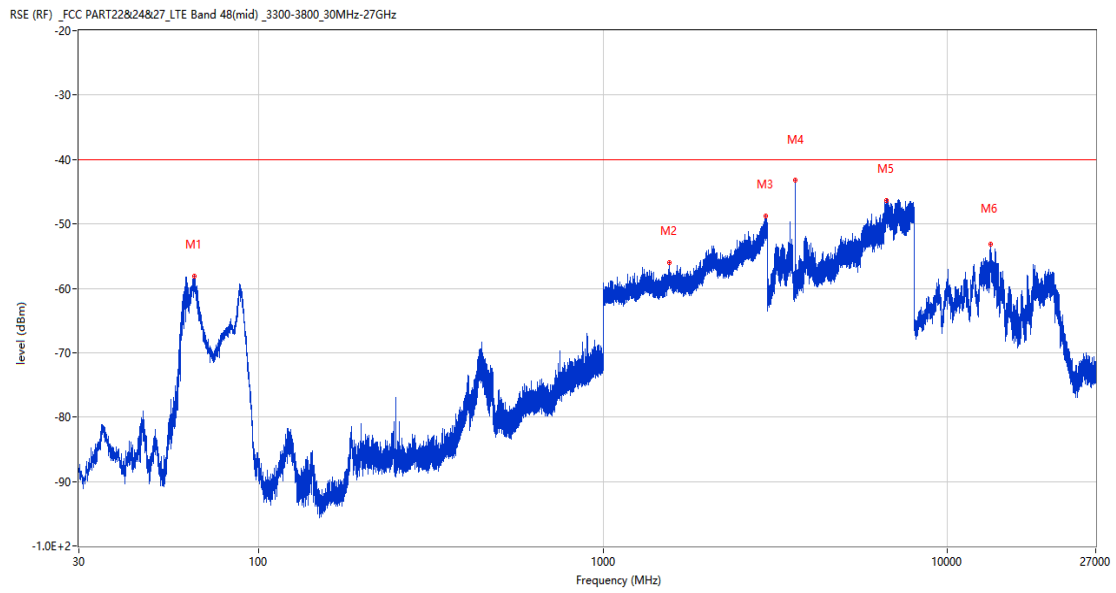
1.2 LTE Band 48 BW10, Middle Channel

RSE-H&H LTE Band 48 BW10 CH55990



Frequency (MHz)	Result (dBm)	Factor (dB)	PK Limit (dBm)	Over Limit (dB)	Table (o)	ANT	EUT	Verdict
65.114	-65.30	-17.76	-40.0	25.30	172.00	Horizontal	Horizontal	Pass
1390.100	-55.95	-4.62	-40.0	15.95	178.00	Horizontal	Horizontal	Pass
2981.100	-48.53	6.25	-40.0	8.53	1.00	Horizontal	Horizontal	Pass
3490.000	-47.97	13.18	-40.0	7.97	301.00	Horizontal	Horizontal	Pass
6698.500	-46.24	23.26	-40.0	6.24	187.00	Horizontal	Horizontal	Pass
13796.325	-53.31	16.76	-40.0	13.31	246.00	Horizontal	Horizontal	Pass

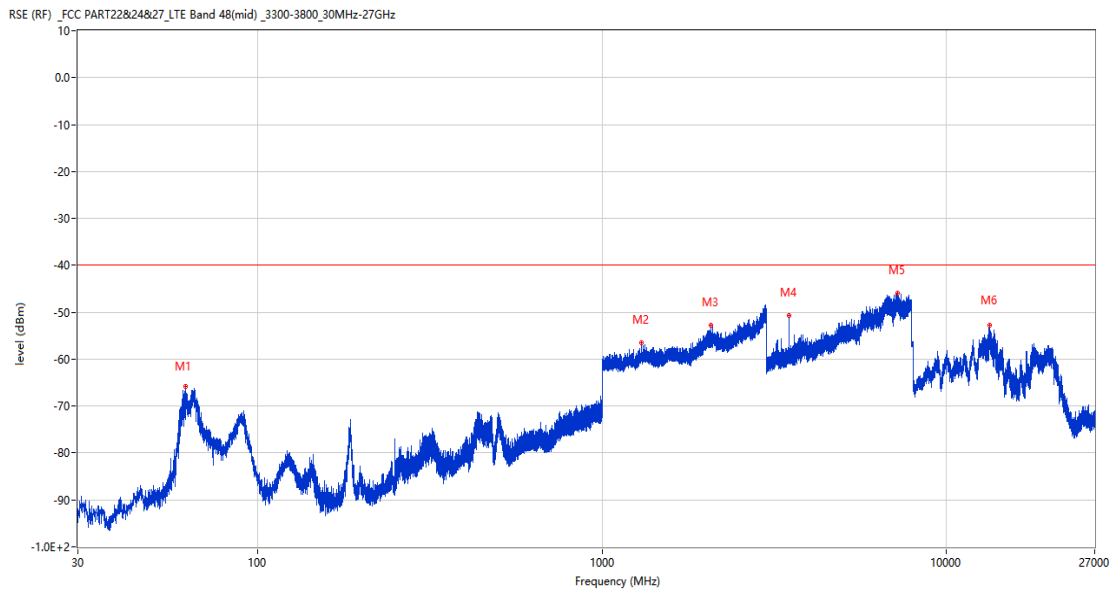
RSE-V&H LTE Band 48 BW10 CH55990



Frequency (MHz)	Result (dBm)	Factor (dB)	PK Limit (dBm)	Over Limit (dB)	Table (o)	ANT	EUT	Verdict
64.920	-58.11	-17.66	-40.0	18.11	86.00	Vertical	Horizontal	Pass
1560.500	-56.04	-3.79	-40.0	16.04	1.00	Vertical	Horizontal	Pass
2968.600	-48.73	6.45	-40.0	8.73	295.00	Vertical	Horizontal	Pass
3620.500	-43.20	14.00	-40.0	3.20	305.00	Vertical	Horizontal	N/A
6639.500	-46.36	23.35	-40.0	6.36	124.00	Vertical	Horizontal	Pass
13395.488	-53.17	16.97	-40.0	13.17	51.00	Vertical	Horizontal	Pass

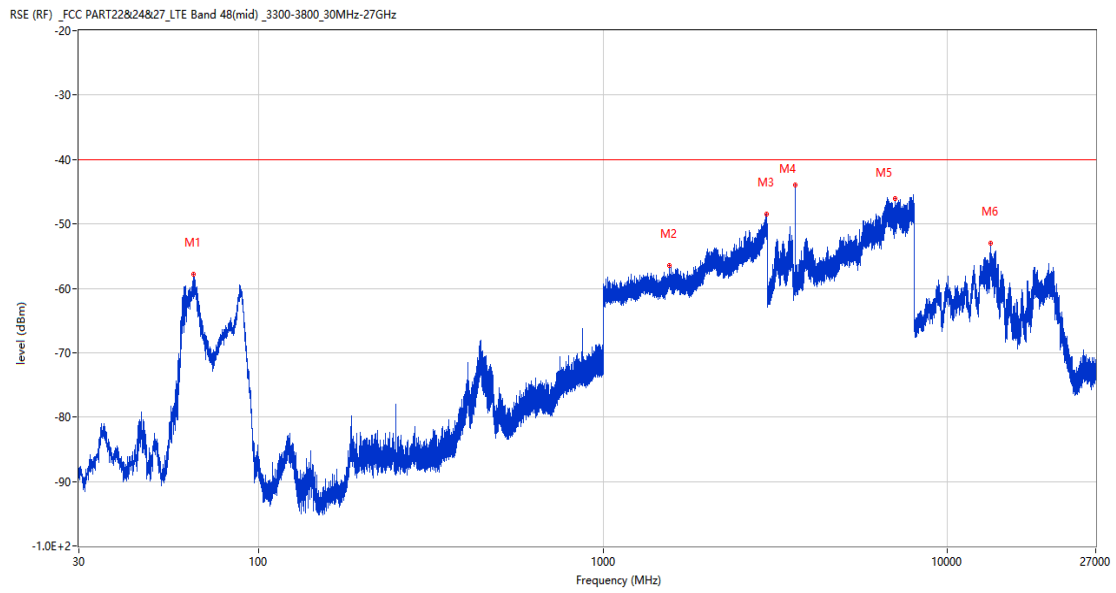
1.3 LTE Band 48 BW15, Middle Channel

RSE-H&H LTE Band 48 BW15 CH55990



Frequency (MHz)	Result (dBm)	Factor (dB)	PK Limit (dBm)	Over Limit (dB)	Table (o)	ANT	EUT	Verdict
61.719	-65.83	-16.92	-40.0	25.83	160.00	Horizontal	Horizontal	Pass
1303.400	-56.52	-4.44	-40.0	16.52	294.00	Horizontal	Horizontal	Pass
2077.000	-52.75	-0.67	-40.0	12.75	360.00	Horizontal	Horizontal	Pass
3490.000	-50.63	13.18	-40.0	10.63	314.00	Horizontal	Horizontal	Pass
7238.500	-46.01	22.92	-40.0	6.01	360.00	Horizontal	Horizontal	Pass
13375.013	-52.87	16.78	-40.0	12.87	3.00	Horizontal	Horizontal	Pass

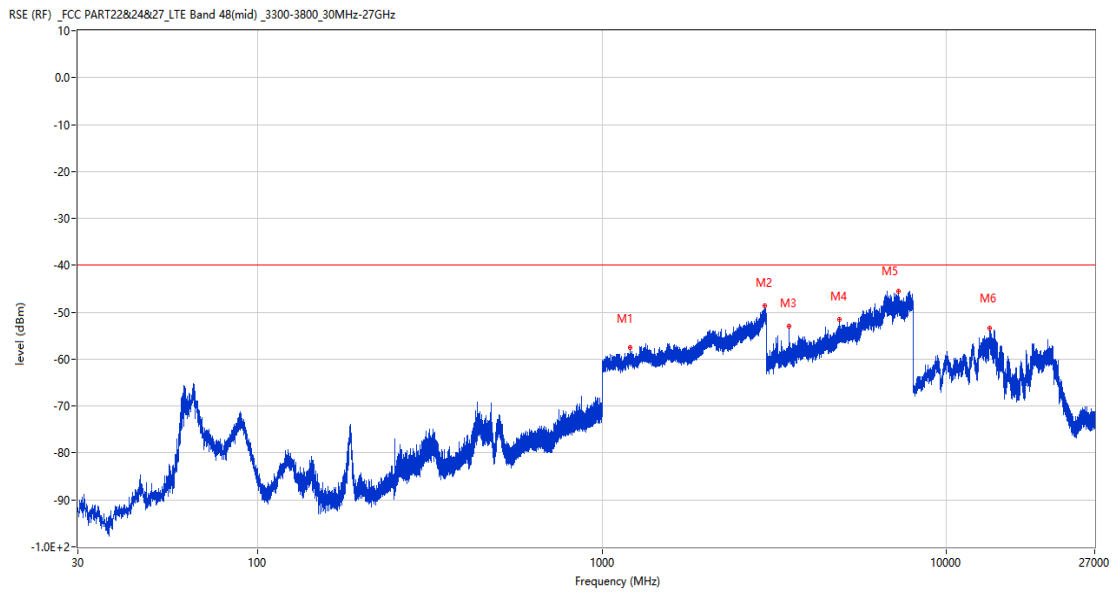
RSE-V&H LTE Band 48 BW15 CH55990



Frequency (MHz)	Result (dBm)	Factor (dB)	PK Limit (dBm)	Over Limit (dB)	Table (o)	ANT	EUT	Verdict
64.726	-57.82	-17.56	-40.0	17.82	121.00	Vertical	Horizontal	Pass
1558.000	-56.48	-3.99	-40.0	16.48	1.00	Vertical	Horizontal	Pass
2980.000	-48.47	6.36	-40.0	8.47	4.00	Vertical	Horizontal	Pass
3618.250	-43.94	13.98	-40.0	3.94	324.00	Vertical	Horizontal	N/A
7053.000	-46.08	23.30	-40.0	6.08	152.00	Vertical	Horizontal	Pass
13347.188	-52.96	16.43	-40.0	12.96	360.00	Vertical	Horizontal	Pass

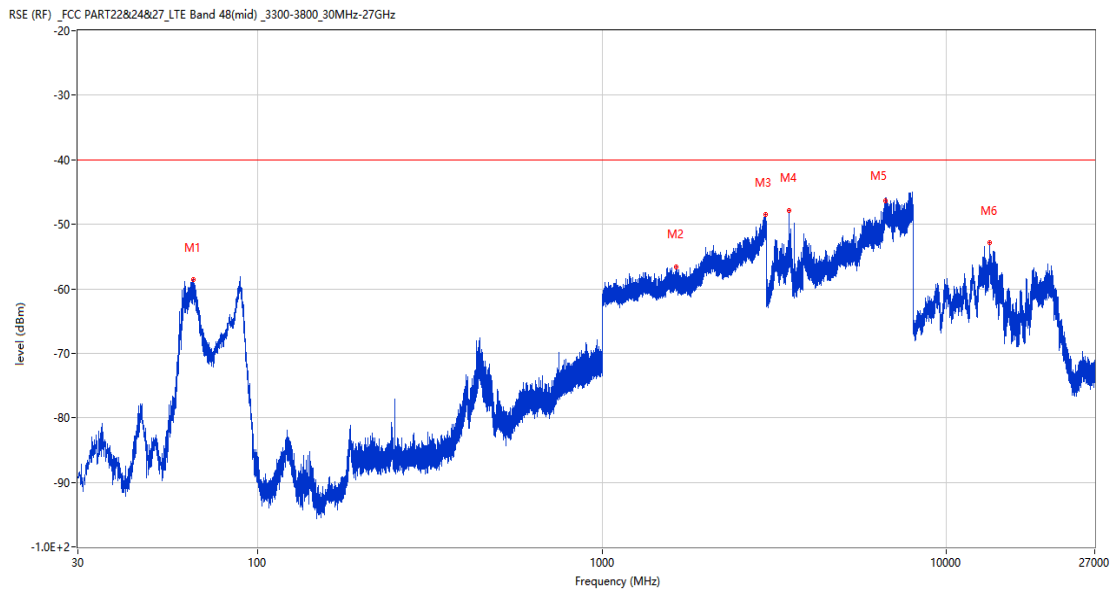
1.4 LTE Band 48 BW20, Middle Channel

RSE-H&H LTE Band 48 BW20 CH55990



Frequency (MHz)	Result (dBm)	Factor (dB)	PK Limit (dBm)	Over Limit (dB)	Table (o)	ANT	EUT	Verdict
1204.300	-57.52	-4.77	-40.0	17.52	143.00	Horizontal	Horizontal	Pass
2967.100	-48.62	6.32	-40.0	8.62	360.00	Horizontal	Horizontal	Pass
3490.000	-52.95	13.18	-40.0	12.95	219.00	Horizontal	Horizontal	Pass
4907.500	-51.48	17.73	-40.0	11.48	145.00	Horizontal	Horizontal	Pass
7250.000	-45.58	23.26	-40.0	5.58	37.00	Horizontal	Horizontal	Pass
13377.375	-53.36	16.80	-40.0	13.36	256.00	Horizontal	Horizontal	Pass

RSE-V&H LTE Band 48 BW20 CH55990



Frequency (MHz)	Result (dBm)	Factor (dB)	PK Limit (dBm)	Over Limit (dB)	Table (o)	ANT	EUT	Verdict
64.774	-58.58	-17.58	-40.0	18.58	96.00	Vertical	Horizontal	Pass
1646.200	-56.56	-3.93	-40.0	16.56	346.00	Vertical	Horizontal	Pass
2994.900	-48.53	6.02	-40.0	8.53	25.00	Vertical	Horizontal	Pass
3490.000	-47.81	13.18	-40.0	7.81	73.00	Vertical	Horizontal	Pass
6672.750	-46.43	22.61	-40.0	6.43	204.00	Vertical	Horizontal	Pass
13365.300	-52.91	16.68	-40.0	12.91	65.00	Vertical	Horizontal	Pass