



## Compliance Certification Services (Kunshan) Inc.

CCSEM-TRF-001 Rev. 02 Sep 01, 2023

Report No.: KSCR230900159902

Page: 1 of 47

# TEST REPORT

**Application No.:** KSCR2309001599AT  
**FCC ID:** 2AU8HSRP620-B  
**Applicant:** Smawave Technology Co. ,Ltd  
**Address of Applicant:** 3/F, Building 8, 1001 North Qinzhou Road, Xuhui District, Shanghai,China  
**Manufacturer:** Smawave Technology Co. ,Ltd  
**Address of Manufacturer:** 3/F, Building 8, 1001 North Qinzhou Road, Xuhui District, Shanghai,China  
**Equipment Under Test (EUT):**  
**EUT Name:** 5G IP67 Ruggedized Router  
**Model No.:** SRP620-b  
**Standard(s) :** 47 CFR Part 2  
47 CFR Part 27  
**Date of Receipt:** 2023-09-12  
**Date of Test:** 2023-09-14 to 2023-10-12  
**Date of Issue:** 2023-10-13

<b>Test Result:</b>	<b>Pass</b>
---------------------	-------------

\* In the configuration tested, the EUT complied with the standards specified above.

This document is issued by the Company subject to its General Conditions of Service printed overleaf, available on request or accessible at <http://www.sgs.com/en/Terms-and-Conditions.aspx> and, for electronic format documents, subject to Terms and Conditions for Electronic Documents at <http://www.sgs.com/en/Terms-and-Conditions/Terms-e-Document.aspx>. Attention is drawn to the limitation of liability, indemnification and jurisdiction issues defined therein.

Any holder of this document is advised that information contained hereon reflects the Company's findings at the time of its intervention only and within the limits of Client's instructions, if any. The Company's sole responsibility is to its Client and this document does not exonerate parties to a transaction from exercising all their rights and obligations under the transaction documents. This document cannot be reproduced except in full, without prior written approval of the Company. Any unauthorized alteration, forgery or falsification of the content or appearance of this document is unlawful and offenders may be prosecuted to the fullest extent of the law.

Unless otherwise stated the results shown in this test report refer only to the sample(s) tested and such sample(s) are retained for 30 days only.



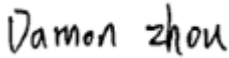

# Compliance Certification Services (Kunshan) Inc.

CCSEM-TRF-001 Rev. 02 Sep 01, 2023

Report No.: KSCR230900159902

Page: 2 of 47

Revision Record			
Version	Description	Date	Remark
00	Original	2023-10-13	/

Authorized for issue by:			
			
		<hr/>	
		Damon Zhou /Project Engineer	
			
		<hr/>	
		Terry Hou /Reviewer	



## Compliance Certification Services (Kunshan) Inc.

CCSEM-TRF-001 Rev. 02 Sep 01, 2023

Report No.: KSCR230900159902

Page: 3 of 47

## 2 Test Summary

Test Item	FCC Rule No.	Verdict
Effective (Isotropic) Radiated Power Output Data	§2.1046 §27.50(j) §27.50(k)	PASS
Peak-Average Ratio	§27.50(j) §27.50(k)	PASS
Bandwidth	§2.1049(h)	PASS
Band Edge Compliance	§2.1051 §27.53(l) §27.53(n)	PASS
Spurious emissions at antenna terminals	§2.1051 §27.53(l) §27.53(n)	PASS
Radiated spurious emission	§2.1051 §27.55	PASS
Frequency stability	§2.1055, §27.54	PASS

### 3 Contents

	Page
<b>1 COVER PAGE .....</b>	<b>1</b>
<b>2 TEST SUMMARY .....</b>	<b>3</b>
<b>3 CONTENTS .....</b>	<b>4</b>
<b>4 GENERAL INFORMATION .....</b>	<b>6</b>
4.1 <i>Details of E.U.T.</i> .....	6
4.2 <i>Description of Support Units</i> .....	7
4.3 <i>Measurement Uncertainty</i> .....	7
4.4 <i>Test Location</i> .....	8
4.5 <i>Test Facility</i> .....	8
4.6 <i>Deviation from Standards</i> .....	8
4.7 <i>Abnormalities from Standard Conditions</i> .....	9
<b>5 EQUIPMENT LIST .....</b>	<b>10</b>
<b>6 RADIO SPECTRUM MATTER TEST RESULTS .....</b>	<b>11</b>
6.1 <i>Effective (Isotropic) Radiated Power Output Data</i> .....	11
6.1.1 <i>E.U.T. Operation</i> .....	11
6.1.2 <i>Test Setup Diagram</i> .....	11
6.1.3 <i>Measurement Data</i> .....	11
6.2 <i>Peak-Average Ratio</i> .....	12
6.2.1 <i>E.U.T. Operation</i> .....	12
6.2.2 <i>Test Setup Diagram</i> .....	12
6.2.3 <i>Measurement Data</i> .....	12
6.3 <i>Bandwidth</i> .....	13
6.3.1 <i>E.U.T. Operation</i> .....	13
6.3.2 <i>Test Setup Diagram</i> .....	13
6.3.3 <i>Measurement Data</i> .....	13
6.4 <i>Band Edge Compliance</i> .....	14
6.4.1 <i>E.U.T. Operations</i> .....	14
6.4.2 <i>Test Setup Diagram</i> .....	14
6.4.3 <i>Measurement Data</i> .....	14
6.5 <i>Spurious emissions at antenna terminals</i> .....	15
6.5.1 <i>E.U.T. Operation</i> .....	15
6.5.2 <i>Test Setup Diagram</i> .....	15
6.5.3 <i>Measurement Data</i> .....	15
6.6 <i>Radiated spurious emission</i> .....	16
6.6.1 <i>E.U.T. Operation</i> .....	16
6.6.2 <i>Test Setup Diagram</i> .....	16
6.6.3 <i>Measurement Procedure and Data</i> .....	17



## Compliance Certification Services (Kunshan) Inc.

CCSEM-TRF-001 Rev. 02 Sep 01, 2023

Report No.: KSCR230900159902

Page: 5 of 47

6.7	<i>Frequency stability</i> .....	46
6.7.1	<i>E.U.T. Operation</i> .....	46
6.7.2	<i>Test Setup Diagram</i> .....	46
6.7.3	<i>Measurement Data</i> .....	46
<b>7</b>	<b>TEST SETUP PHOTO</b> .....	<b>47</b>
<b>8</b>	<b>EUT CONSTRUCTIONAL DETAILS (EUT PHOTOS)</b> .....	<b>47</b>

## 4 General Information

### 4.1 Details of E.U.T.

Power supply:	DC 24V by AC/DC power adapter Adapter Model: TPA289B-24240-US Input:100-240V~50/60Hz 0.7A Output:DC 24V 1A
Cable(s):	Power adapter cable: 1.2m unshielded cable without ferrite core DC converter cable: 2.1m unshielded cable without ferrite core DC to RJ45(female) cable: 2.1m unshielded cable without ferrite core
Hardware Version:	V1.0
Software Version:	SQXR60_V1.0
Sample Type:	Fixed production
EUT Type:	End user device
5G NR Operation Frequency Band:	n78(3700-3800MHz) n78(3450-3550MHz)
5G NR Modulation Type:	DFTs-OFDM: BPSK\QPSK\16QAM\64QAM\256QAM CP-OFDM: QPSK\16QAM\64QAM\256QAM
SCS information:	30KHz
Antenna Gain:	1.29dBi (Provided by manufacturer)
SIM Card:	This device has dual SIM Card slots. Both the SIM slots have been tested. SIM1 was worst case, only record SIM1.

Remark: The antenna gain value is provided by the customer. The test lab will not be responsible for wrong test result due to incorrect information about antenna gain values.

## Compliance Certification Services (Kunshan) Inc.

CCSEM-TRF-001 Rev. 02 Sep 01, 2023

Report No.: KSCR230900159902

Page: 7 of 47

### 4.2 Description of Support Units

Description	Manufacture	Model No.	S/N
/	/	/	/
The EUT has been tested independent unit.			

### 4.3 Measurement Uncertainty

No.	Item	Measurement Uncertainty
1	Radio Frequency	$8.4 \times 10^{-8}$
2	Timeout	2s
3	Duty cycle	0.37%
4	Occupied Bandwidth	3%
5	RF conducted power	0.6dB
6	RF power density	2.84dB
7	Conducted Spurious emissions	0.75dB
8	RF Radiated power	4.6dB (Below 1GHz)
		4.1dB (Above 1GHz)
9	Radiated Spurious emission test	4.2dB (Below 30MHz)
		4.4dB (30MHz-1GHz)
		4.8dB (1GHz-18GHz)
		5.2dB (Above 18GHz)
10	Temperature test	1°C
11	Humidity test	3%
12	Supply voltages	1.5%
13	Time	3%

Note: The measurement uncertainty represents an expanded uncertainty expressed at approximately the 95% confidence level using a coverage factor of k=2.

## Compliance Certification Services (Kunshan) Inc.

CCSEM-TRF-001 Rev. 02 Sep 01, 2023

Report No.: KSCR230900159902

Page: 8 of 47

### 4.4 Test Location

All tests were performed at:

Compliance Certification Services (Kunshan) Inc.

No.10 Weiye Rd, Innovation park, Eco&Tec, Development Zone, Kunshan City, Jiangsu, China.

Tel: +86 512 5735 5888 Fax: +86 512 5737 0818

No tests were sub-contracted.

Note:

1. SGS is not responsible for wrong test results due to incorrect information (e.g., max. internal working frequency, antenna gain, cable loss, etc) is provided by the applicant. (If applicable).
2. SGS is not responsible for the authenticity, integrity and the validity of the conclusion based on results of the data provided by applicant. (If applicable).

### 4.5 Test Facility

The test facility is recognized, certified, or accredited by the following organizations:

#### • CNAS

CNAS has accredited Compliance Certification Services (Kunshan) Inc. to ISO/IEC 17025:2017 General Requirements for the Competence of Testing and Calibration Laboratories (CNAS-CL01 Accreditation Criteria for the Competence of Testing and Calibration Laboratories) for the competence in the field of testing.

#### • A2LA

Compliance Certification Services (Kunshan) Inc. is accredited by the American Association for Laboratory Accreditation (A2LA). Certificate No. 2541.01.

#### • FCC

Compliance Certification Services Inc. has been recognized as an accredited testing laboratory. Designation Number: CN1172.

#### • ISED

Compliance Certification Services (Kunshan) Inc. has been recognized by Innovation, Science and Economic Development Canada (ISED) as an accredited testing laboratory.

Company Number: 2324E

#### • VCCI

The 3m and 10m Semi-anechoic chamber and Shielded Room of Compliance Certification Services (Kunshan) Inc. has been registered in accordance with the Regulations for Voluntary Control Measures with Registration No.: R-20134, R-11600, C-11707, T-11499, G-10216 respectively.

### 4.6 Deviation from Standards

None





## **Compliance Certification Services (Kunshan) Inc.**

CCSEM-TRF-001 Rev. 02 Sep 01, 2023

Report No.: KSCR230900159902

Page: 9 of 47

### **4.7 Abnormalities from Standard Conditions**

None



## Compliance Certification Services (Kunshan) Inc.

CCSEM-TRF-001 Rev. 02 Sep 01, 2023

Report No.: KSCR230900159902

Page: 10 of 47

### 5 Equipment List

Item	Equipment	Manufacturer	Model	Inventory No	Cal Date	Cal. Due Date
<b>RF Conducted Test</b>						
1	Spectrum Analyzer	Keysight	N9020A	KUS1911E004-2	08/24/2023	08/23/2024
2	Spectrum Analyzer	Keysight	N9020A	KUS2001M001-2	08/24/2023	08/23/2024
3	Spectrum Analyzer	Keysight	N9030B	KSEM021-1	02/03/2023	02/02/2024
4	Signal Generator	R&S	SMBV100B	KSEM032	03/16/2023	03/15/2024
5	Signal Generator	R&S	SMW200A	KSEM020-1	08/24/2023	08/23/2024
6	Signal Generator	Agilent	N5182A	KUS2001M001-1	08/24/2023	08/23/2024
7	Radio Communication Test Station	Anritsu	MT8000A	KSEM001-1	08/24/2023	08/23/2024
8	Radio Communication Analyzer	Anritsu	MT8821C	KSEM002-1	03/16/2023	03/15/2024
9	Universal Radio Communication Tester	R&S	CMW500	KUS1911E004-1	08/24/2023	08/23/2024
10	Switcher	CCSRF	FY562	KUS2001M001-3	08/24/2023	08/23/2024
11	AC Power Source	EXTECH	6605	KS301178	N.C.R	N.C.R
12	DC Power Supply	Aglient	E3632A	KS301180	N.C.R	N.C.R
13	Conducted Test Cable	Thermax	RF01-RF04	CZ301111-CZ301120	02/03/2023	02/02/2024
14	Temp. / Humidity Chamber	TERCHY	MHK-120AK	KS301190	08/24/2023	08/23/2024
15	Temperature & Humidity Recorder	Renke Control	RS-WS-N01-6J	KSEM024-5	03/22/2023	03/21/2024
16	Software	BST	TST-PASS	/	N/A	N/A
<b>RF Radiated Test</b>						
1	Spectrum Analyzer	R&S	FSV40	KUS1806E003	08/24/2023	08/23/2024
2	Universal Radio Communication Tester	R&S	CMW500	KSEM009-1	03/16/2023	03/15/2024
3	Signal Generator	Agilent	E8257C	KS301066	08/24/2023	08/23/2024
4	Loop Antenna	COM-POWER	AL-130R	KUS1806E001	03/18/2023	03/17/2025
5	Bilog Antenna	TESEQ	CBL 6112D	KUS1806E005	06/29/2023	06/28/2025
6	Bilog Antenna	SCHWARZBECK	VULB9160	CZ301016	04/13/2021	04/12/2024
7	Horn-antenna(1-18GHz)	Schwarzbeck	BBHA9120D	KS301079	08/24/2023	08/23/2024
8	Horn-antenna(1-18GHz)	ETS-LINDGREN	3117	KS301186	02/21/2023	02/20/2024
9	Horn Antenna(18-40GHz)	Schwarzbeck	BBHA9170	CZ301058	02/26/2023	02/25/2024
10	Amplifier(30MHz~18GHz)	PANSHAN TECHNOLOGY	LNA:1~18G	KSEM010-1	01/17/2023	01/16/2024
11	Amplifier(18~40GHz)	COM-POWER	PAM-840A	KUS1710E001	01/21/2023	01/20/2024
12	RE Test Cable	REBES MICROWAVE	/	CZ301097	08/24/2023	08/23/2024
13	Temperature & Humidity Recorder	Renke Control	RS-WS-N01-6J	KSEM024-4	03/22/2023	03/21/2024
14	Software	Faratronic	EZ EMC-v3A1	/	N/A	N/A
15	Software	ESE	E3_V 6.111221a	/	N/A	N/A

## 6 Radio Spectrum Matter Test Results

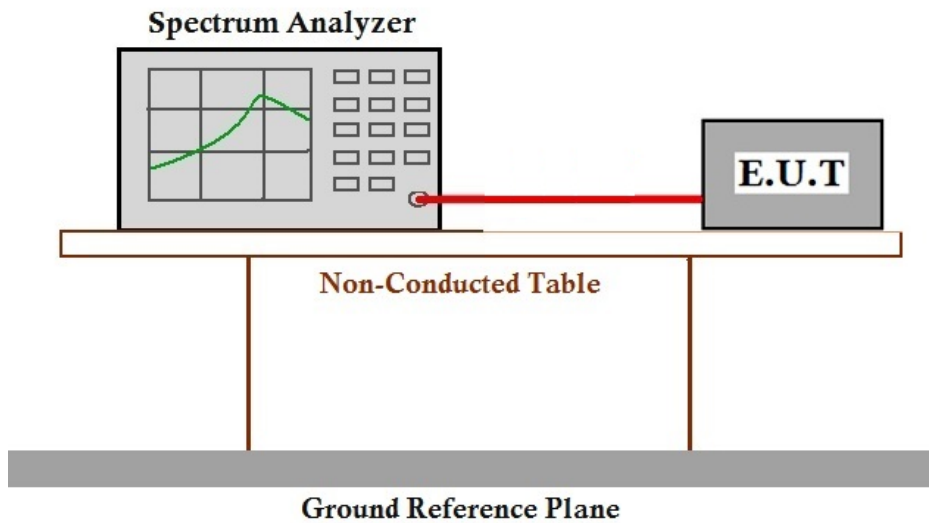
### 6.1 Effective (Isotropic) Radiated Power Output Data

Test Requirement: §2.1046, §27.50(j), §27.50(k),  
 Test Method: ANSI C63.26, KDB 971168 D01 v03r01  
 Limit: EIRP ≤ 1W

#### 6.1.1 E.U.T. Operation

Operating Environment:  
 Temperature: 22.7 °C Humidity: 50.2 % RH Atmospheric Pressure: 1030 mbar  
 Test mode: a: Tx mode, Keep the EUT in transmitting mode.

#### 6.1.2 Test Setup Diagram



#### 6.1.3 Measurement Data

Please refer to Appendix C for KSCR2309001599AT-FCC-5G NR n78(3700-3800MHz)&  
 Appendix D for KSCR2309001599AT-FCC-5G NR n78(3450-3550MHz)

### 6.2 Peak-Average Ratio

Test Requirement: §27.50(j), §27.50(k)

Test Method: ANSI C63.26, KDB 971168 D01 v03r01

Limit: ≤13dB

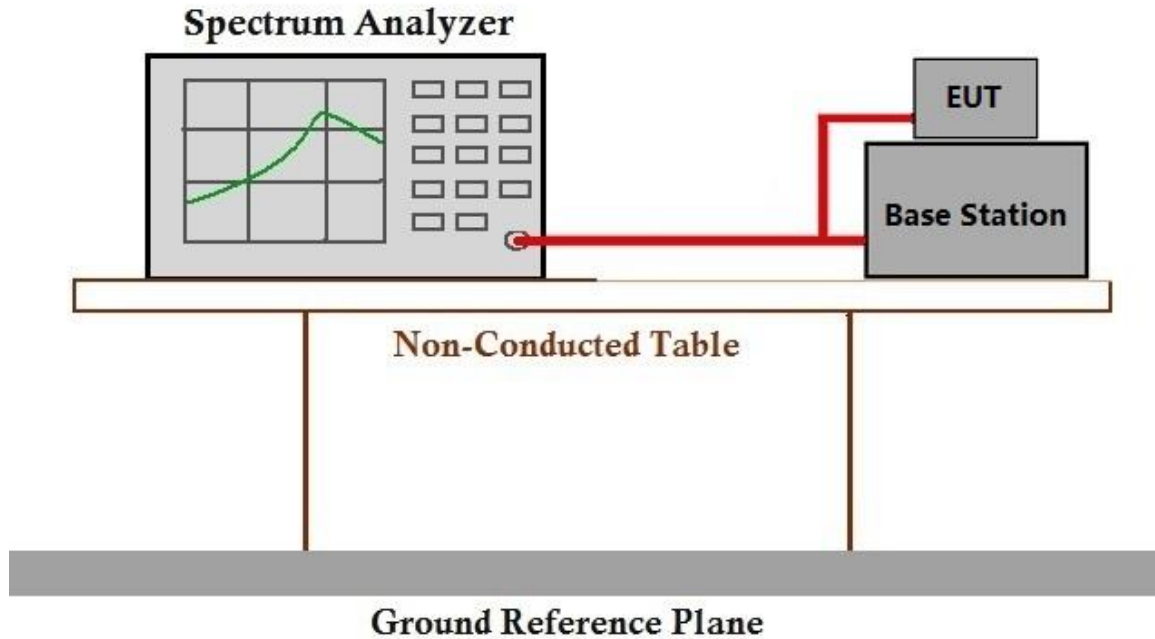
#### 6.2.1 E.U.T. Operation

Operating Environment:

Temperature: 22.7 °C      Humidity: 50.2 % RH      Atmospheric Pressure: 1030 mbar

Test mode: a: Tx mode, Keep the EUT in transmitting mode.

#### 6.2.2 Test Setup Diagram



#### 6.2.3 Measurement Data

Please refer to Appendix C for KSCR2309001599AT-FCC-5G NR n78(3700-3800MHz)&  
Appendix D for KSCR2309001599AT-FCC-5G NR n78(3450-3550MHz)

## Compliance Certification Services (Kunshan) Inc.

CCSEM-TRF-001 Rev. 02 Sep 01, 2023

Report No.: KSCR230900159902

Page: 13 of 47

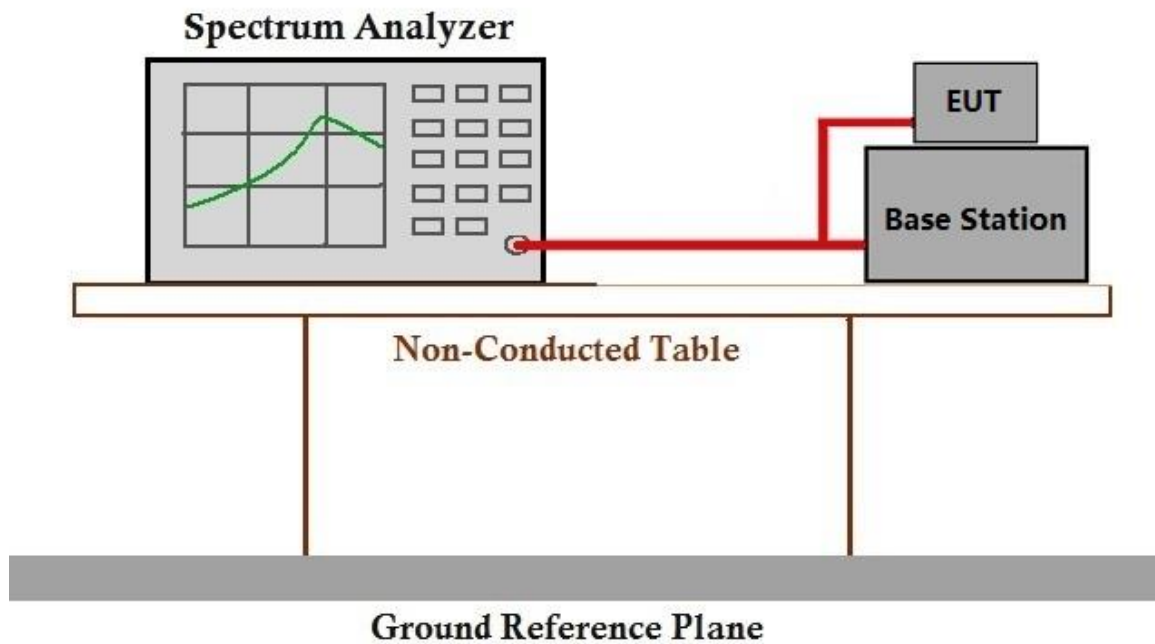
### 6.3 Bandwidth

Test Requirement: §2.1049(h)  
Test Method: ANSI C63.26, KDB 971168 D01 v03r01  
Limit: OBW: No limit  
EBW: No limit

#### 6.3.1 E.U.T. Operation

Operating Environment:  
Temperature: 22.7 °C Humidity: 50.2 % RH Atmospheric Pressure: 1030 mbar  
Test mode: a: Tx mode, Keep the EUT in transmitting mode.

#### 6.3.2 Test Setup Diagram



#### 6.3.3 Measurement Data

Please refer to Appendix C for KSCR2309001599AT-FCC-5G NR n78(3700-3800MHz)&  
Appendix D for KSCR2309001599AT-FCC-5G NR n78(3450-3550MHz)

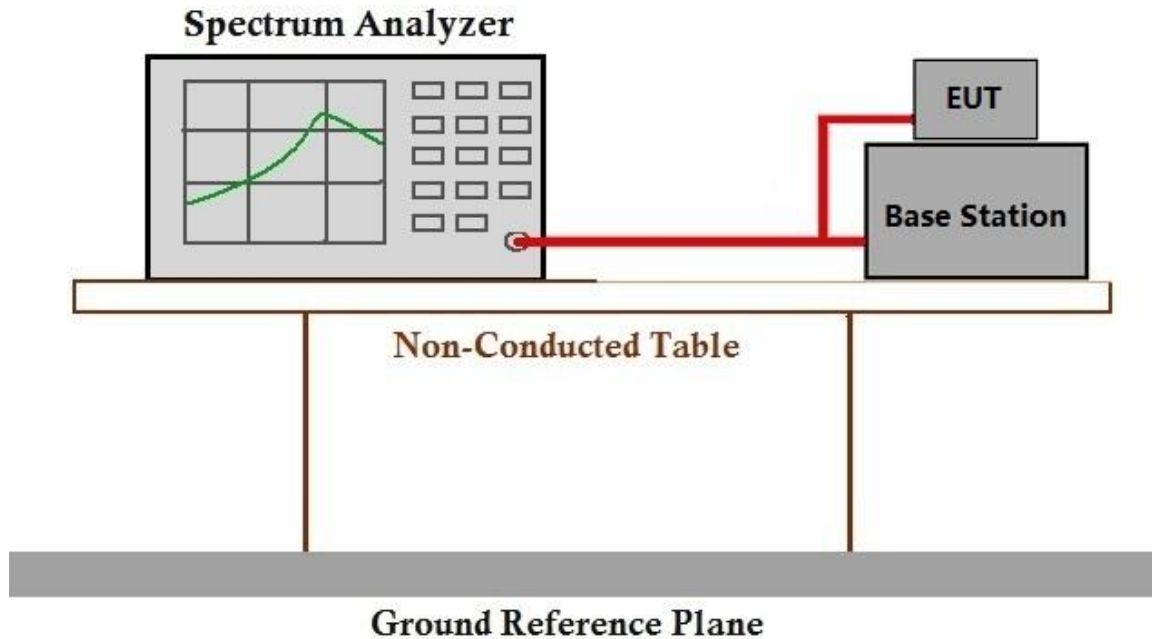
### 6.4 Band Edge Compliance

Test Requirement: §2.1051, §27.53(l), §27.53(n)  
 Test Method: ANSI C63.26, KDB 971168 D01 v03r01  
 Limit:  $\leq -13\text{dBm}/1\% \cdot \text{EBW}$ , in 1 MHz bands immediately outside and adjacent to the frequency block  
 $\leq -13\text{dBm}$ (n78 within 0-B megahertz)  
 $\leq -25\text{dBm}$ (n78 greater than B megahertz)  
 $\leq -40\text{dBm}$ (below 3530MHz or above 3720MHz)

#### 6.4.1 E.U.T. Operations

Operating Environment:  
 Temperature: 22.7 °C Humidity: 50.2 % RH Atmospheric Pressure: 1030 mbar  
 Test mode: a: Tx mode, Keep the EUT in transmitting mode.

#### 6.4.2 Test Setup Diagram



#### 6.4.3 Measurement Data

Please refer to Appendix C for KSCR2309001599AT-FCC-5G NR n78(3700-3800MHz)& Appendix D for KSCR2309001599AT-FCC-5G NR n78(3450-3550MHz)

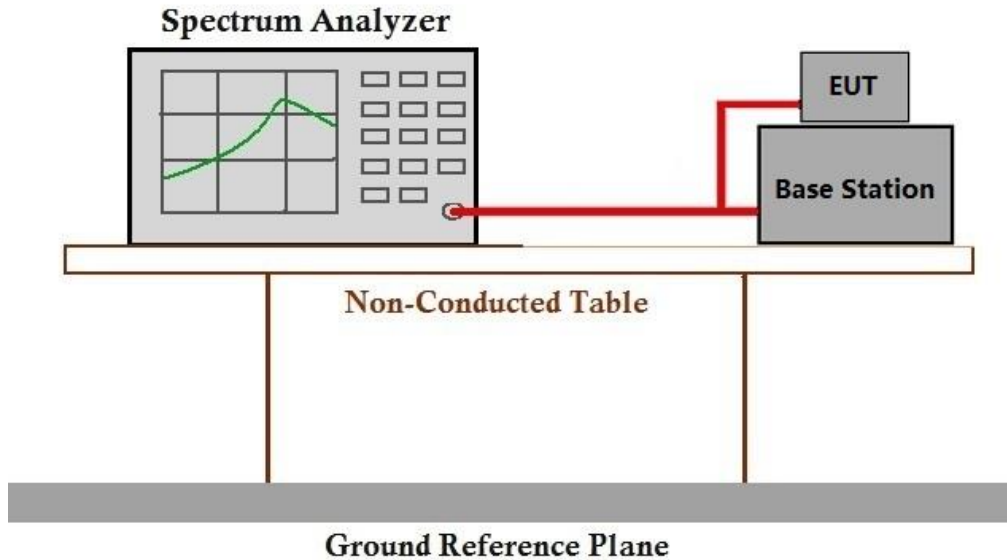
### 6.5 Spurious emissions at antenna terminals

Test Requirement: §2.1051, §27.53(l), §27.53(n)  
 Test Method: ANSI C63.26, KDB 971168 D01 v03r01  
 Limit:  $\leq -13\text{dBm}$

#### 6.5.1 E.U.T. Operation

Operating Environment:  
 Temperature: 22.7 °C Humidity: 50.2 % RH Atmospheric Pressure: 1030 mbar  
 Test mode: a: Tx mode, Keep the EUT in transmitting

#### 6.5.2 Test Setup Diagram



#### 6.5.3 Measurement Data

Please refer to Appendix C for KSCR2309001599AT-FCC-5G NR n78(3700-3800MHz)& Appendix D for KSCR2309001599AT-FCC-5G NR n78(3450-3550MHz)

**6.6 Radiated spurious emission**

Test Requirement: §2.1051, §27.55

Test Method: ANSI C63.26, KDB 971168 D01 v03r01

Limit:  $\leq -13\text{dBm}$

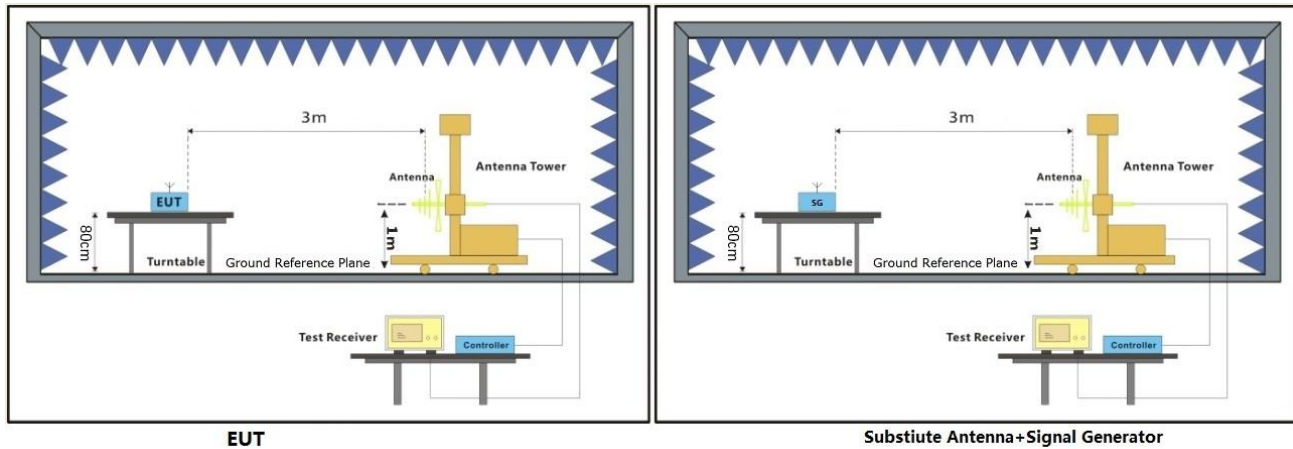
**6.6.1 E.U.T. Operation**

Operating Environment:

Temperature: 22.7 °C Humidity: 50.2 % RH Atmospheric Pressure: 1030 mbar

Test mode: a: Tx mode, Keep the EUT in transmitting mode.

**6.6.2 Test Setup Diagram**



**EUT**

**Substitute Antenna+Signal Generator**



### **6.6.3 Measurement Procedure and Data**

#### **Test Procedure:**

- (1) On a test site, the EUT shall be placed on a turntable and in the position closest to the normal use as declared by the user.
- (2) The test antenna shall be oriented initially for vertical polarization located 3m from the EUT to correspond to the transmitter.
- (3) The output of the antenna shall be connected to the measuring receiver and either a peak or quasi-peak detector was used for the measurement as indicated on the report. The detector selection is based on how close the emission level was approaching the limit.
- (4) The transmitter shall be switched on; if possible, without the modulation and the measurement receiver shall be tuned to the frequency of the transmitter under test.
- (5) The test antenna shall be raised and lowered through the specified range of height until the measuring receiver detects a maximum signal level.
- (6) The transmitter shall then be rotated through 360° in the horizontal plane, until the maximum signal level is detected by the measuring receiver.
- (7) The test antenna shall be raised and lowered again through the specified range of height until the measuring receiver detects a maximum signal level.
- (8) The maximum signal level detected by the measuring receiver shall be noted.
- (9) The measurement shall be repeated with the test antenna set to horizontal polarization.
- (10) Replace the antenna with a proper Antenna (substitution antenna).
- (11) The substitution antenna shall be oriented for vertical polarization and, if necessary, the length of the substitution antenna shall be adjusted to correspond to the frequency of transmitting.
- (12) The substitution antenna shall be connected to a calibrated signal generator.
- (13) If necessary, the input attenuator setting of the measuring receiver shall be adjusted in order to increase the sensitivity of the measuring receiver.
- (14) The test antenna shall be raised and lowered through the specified range of the height to ensure that the maximum signal is received.
- (15) The input signal to substitution antenna shall be adjusted to the level that produces a level detected by the measuring receiver, that is equal to the level noted while the transmitter radiated power was measured, corrected for the change of input attenuation setting of the measuring receiver.
- (16) The input level to the substitution antenna shall be recorded as power level in dBm, corrected for any change of input attenuator setting of the measuring receiver.
- (17) The measurement shall be repeated with the test antenna and the substitution antenna oriented for horizontal polarization.



## Compliance Certification Services (Kunshan) Inc.

CCSEM-TRF-001 Rev. 02 Sep 01, 2023

Report No.: KSCR230900159902

Page: 18 of 47

n78(3700-3800MHz)-20MHz Low Channel					
Frequency	Spurious Emission		Limit	Over Limit	Verdict
	Polarization and Level				
MHz	Polarization	dBm	dBm	dB	
401.7	Horizontal	-71.75	-13	-58.75	Pass
594.7	Horizontal	-63.77	-13	-50.77	Pass
973.2	Horizontal	-61.18	-13	-48.18	Pass
1366.7	Horizontal	-60.95	-13	-47.95	Pass
2728.1	Horizontal	-54.12	-13	-41.12	Pass
6495.6	Horizontal	-46.92	-13	-33.92	Pass
387.2	Vertical	-71.63	-13	-58.63	Pass
581.0	Vertical	-65.91	-13	-52.91	Pass
940.8	Vertical	-57.61	-13	-44.61	Pass
1369.5	Vertical	-58.92	-13	-45.92	Pass
2760.8	Vertical	-54.13	-13	-41.13	Pass
6514.5	Vertical	-47.72	-13	-34.72	Pass

n78(3700-3800MHz)-20MHz Middle Channel					
Frequency	Spurious Emission		Limit	Over Limit	Verdict
	Polarization and Level				
MHz	Polarization	dBm	dBm	dB	
363.2	Horizontal	-69.10	-13	-56.10	Pass
585.7	Horizontal	-64.83	-13	-51.83	Pass
974.0	Horizontal	-58.21	-13	-45.21	Pass
1335.2	Horizontal	-61.05	-13	-48.05	Pass
2753.4	Horizontal	-54.23	-13	-41.23	Pass
6497.4	Horizontal	-48.41	-13	-35.41	Pass
393.8	Vertical	-69.13	-13	-56.13	Pass
594.5	Vertical	-64.69	-13	-51.69	Pass
943.0	Vertical	-59.55	-13	-46.55	Pass
1358.5	Vertical	-58.93	-13	-45.93	Pass
2747.1	Vertical	-55.81	-13	-42.81	Pass
6488.4	Vertical	-51.38	-13	-38.38	Pass



## Compliance Certification Services (Kunshan) Inc.

CCSEM-TRF-001 Rev. 02 Sep 01, 2023

Report No.: KSCR230900159902

Page: 19 of 47

n78(3700-3800MHz)-20MHz High Channel					
Frequency	Spurious Emission Polarization and Level		Limit	Over Limit	Verdict
	MHz	Polarization	dBm	dB	
363.4	Horizontal	-66.09	-13	-53.09	Pass
591.6	Horizontal	-62.17	-13	-49.17	Pass
928.7	Horizontal	-56.95	-13	-43.95	Pass
1371.0	Horizontal	-60.73	-13	-47.73	Pass
2767.5	Horizontal	-51.19	-13	-38.19	Pass
6479.9	Horizontal	-50.99	-13	-37.99	Pass
377.0	Vertical	-69.87	-13	-56.87	Pass
563.9	Vertical	-66.84	-13	-53.84	Pass
940.8	Vertical	-58.29	-13	-45.29	Pass
1371.0	Vertical	-56.30	-13	-43.30	Pass
2728.2	Vertical	-52.42	-13	-39.42	Pass
6487.3	Vertical	-48.39	-13	-35.39	Pass

n78(3700-3800MHz)-30MHz Low Channel					
Frequency	Spurious Emission Polarization and Level		Limit	Over Limit	Verdict
	MHz	Polarization	dBm	dB	
373.4	Horizontal	-71.68	-13	-58.68	Pass
604.4	Horizontal	-63.84	-13	-50.84	Pass
939.4	Horizontal	-61.66	-13	-48.66	Pass
1359.7	Horizontal	-56.72	-13	-43.72	Pass
2733.8	Horizontal	-51.03	-13	-38.03	Pass
6504.5	Horizontal	-49.27	-13	-36.27	Pass
389.0	Vertical	-71.59	-13	-58.59	Pass
597.7	Vertical	-63.34	-13	-50.34	Pass
971.7	Vertical	-60.45	-13	-47.45	Pass
1346.2	Vertical	-57.76	-13	-44.76	Pass
2753.1	Vertical	-53.13	-13	-40.13	Pass
6508.6	Vertical	-46.42	-13	-33.42	Pass

n78(3700-3800MHz)-30MHz Middle Channel					
Frequency	Spurious Emission Polarization and Level		Limit	Over Limit	Verdict
	MHz	Polarization	dBm	dB	
397.9	Horizontal	-66.15	-13	-53.15	Pass
602.9	Horizontal	-62.09	-13	-49.09	Pass
937.8	Horizontal	-56.81	-13	-43.81	Pass
1360.7	Horizontal	-58.30	-13	-45.30	Pass
2752.7	Horizontal	-54.36	-13	-41.36	Pass
6492.3	Horizontal	-48.09	-13	-35.09	Pass
376.1	Vertical	-66.36	-13	-53.36	Pass
596.1	Vertical	-62.32	-13	-49.32	Pass
954.4	Vertical	-58.90	-13	-45.90	Pass
1330.9	Vertical	-57.17	-13	-44.17	Pass
2742.6	Vertical	-54.53	-13	-41.53	Pass
6497.7	Vertical	-51.21	-13	-38.21	Pass

n78(3700-3800MHz)-30MHz High Channel					
Frequency	Spurious Emission Polarization and Level		Limit	Over Limit	Verdict
	MHz	Polarization	dBm	dB	
407.5	Horizontal	-68.52	-13	-55.52	Pass
590.3	Horizontal	-66.20	-13	-53.20	Pass
940.9	Horizontal	-56.27	-13	-43.27	Pass
1340.8	Horizontal	-59.20	-13	-46.20	Pass
2756.6	Horizontal	-54.03	-13	-41.03	Pass
6486.6	Horizontal	-48.76	-13	-35.76	Pass
360.1	Vertical	-71.42	-13	-58.42	Pass
577.5	Vertical	-61.68	-13	-48.68	Pass
953.9	Vertical	-56.81	-13	-43.81	Pass
1333.7	Vertical	-61.76	-13	-48.76	Pass
2726.9	Vertical	-56.60	-13	-43.60	Pass
6509.0	Vertical	-46.02	-13	-33.02	Pass

n78(3700-3800MHz)-40MHz Low Channel					
Frequency	Spurious Emission Polarization and Level		Limit	Over Limit	Verdict
	MHz	Polarization	dBm	dB	
362.9	Horizontal	-70.15	-13	-57.15	Pass
594.4	Horizontal	-62.33	-13	-49.33	Pass
942.3	Horizontal	-60.86	-13	-47.86	Pass
1346.0	Horizontal	-58.12	-13	-45.12	Pass
2733.2	Horizontal	-53.89	-13	-40.89	Pass
6486.1	Horizontal	-46.24	-13	-33.24	Pass
363.9	Vertical	-67.44	-13	-54.44	Pass
563.6	Vertical	-63.29	-13	-50.29	Pass
934.9	Vertical	-59.86	-13	-46.86	Pass
1356.1	Vertical	-61.72	-13	-48.72	Pass
2763.9	Vertical	-53.45	-13	-40.45	Pass
6490.0	Vertical	-49.33	-13	-36.33	Pass

n78(3700-3800MHz)-40MHz Middle Channel					
Frequency	Spurious Emission Polarization and Level		Limit	Over Limit	Verdict
	MHz	Polarization	dBm	dB	
373.7	Horizontal	-69.56	-13	-56.56	Pass
600.6	Horizontal	-64.39	-13	-51.39	Pass
939.8	Horizontal	-56.80	-13	-43.80	Pass
1342.8	Horizontal	-60.59	-13	-47.59	Pass
2746.1	Horizontal	-52.67	-13	-39.67	Pass
6485.0	Horizontal	-50.56	-13	-37.56	Pass
369.2	Vertical	-68.95	-13	-55.95	Pass
569.4	Vertical	-61.94	-13	-48.94	Pass
935.9	Vertical	-56.61	-13	-43.61	Pass
1336.6	Vertical	-56.84	-13	-43.84	Pass
2762.0	Vertical	-55.64	-13	-42.64	Pass
6505.4	Vertical	-48.67	-13	-35.67	Pass

n78(3700-3800MHz)-40MHz High Channel					
Frequency	Spurious Emission Polarization and Level		Limit	Over Limit	Verdict
	MHz	Polarization	dBm	dB	
405.2	Horizontal	-71.67	-13	-58.67	Pass
575.2	Horizontal	-62.24	-13	-49.24	Pass
935.3	Horizontal	-58.10	-13	-45.10	Pass
1365.7	Horizontal	-58.82	-13	-45.82	Pass
2759.6	Horizontal	-54.23	-13	-41.23	Pass
6500.9	Horizontal	-51.90	-13	-38.90	Pass
368.3	Vertical	-71.22	-13	-58.22	Pass
563.5	Vertical	-61.63	-13	-48.63	Pass
962.0	Vertical	-56.12	-13	-43.12	Pass
1333.1	Vertical	-61.65	-13	-48.65	Pass
2751.1	Vertical	-56.73	-13	-43.73	Pass
6515.8	Vertical	-49.34	-13	-36.34	Pass

n78(3700-3800MHz)-50MHz Low Channel					
Frequency	Spurious Emission Polarization and Level		Limit	Over Limit	Verdict
	MHz	Polarization	dBm	dB	
410.8	Horizontal	-68.29	-13	-55.29	Pass
563.0	Horizontal	-63.04	-13	-50.04	Pass
964.3	Horizontal	-58.67	-13	-45.67	Pass
1345.6	Horizontal	-59.01	-13	-46.01	Pass
2767.0	Horizontal	-51.63	-13	-38.63	Pass
6516.7	Horizontal	-50.26	-13	-37.26	Pass
363.4	Vertical	-67.78	-13	-54.78	Pass
595.2	Vertical	-64.82	-13	-51.82	Pass
956.9	Vertical	-61.48	-13	-48.48	Pass
1346.9	Vertical	-61.97	-13	-48.97	Pass
2752.9	Vertical	-51.01	-13	-38.01	Pass
6519.5	Vertical	-48.46	-13	-35.46	Pass

<b>n78(3700-3800MHz)-50MHz Middle Channel</b>					
<b>Frequency</b>	<b>Spurious Emission Polarization and Level</b>		<b>Limit</b>	<b>Over Limit</b>	<b>Verdict</b>
	<b>MHz</b>	<b>Polarization</b>	<b>dBm</b>	<b>dB</b>	
363.4	Horizontal	-70.67	-13	-57.67	Pass
566.9	Horizontal	-61.25	-13	-48.25	Pass
956.4	Horizontal	-57.68	-13	-44.68	Pass
1367.9	Horizontal	-60.28	-13	-47.28	Pass
2769.4	Horizontal	-54.72	-13	-41.72	Pass
6508.8	Horizontal	-46.82	-13	-33.82	Pass
396.4	Vertical	-67.63	-13	-54.63	Pass
607.9	Vertical	-62.08	-13	-49.08	Pass
952.0	Vertical	-56.30	-13	-43.30	Pass
1348.4	Vertical	-58.22	-13	-45.22	Pass
2735.0	Vertical	-55.00	-13	-42.00	Pass
6494.5	Vertical	-51.52	-13	-38.52	Pass

<b>n78(3700-3800MHz)-50MHz High Channel</b>					
<b>Frequency</b>	<b>Spurious Emission Polarization and Level</b>		<b>Limit</b>	<b>Over Limit</b>	<b>Verdict</b>
	<b>MHz</b>	<b>Polarization</b>	<b>dBm</b>	<b>dB</b>	
397.8	Horizontal	-71.23	-13	-58.23	Pass
604.4	Horizontal	-65.77	-13	-52.77	Pass
930.1	Horizontal	-59.94	-13	-46.94	Pass
1365.1	Horizontal	-59.91	-13	-46.91	Pass
2772.5	Horizontal	-55.73	-13	-42.73	Pass
6500.7	Horizontal	-51.96	-13	-38.96	Pass
384.4	Vertical	-69.36	-13	-56.36	Pass
602.9	Vertical	-61.54	-13	-48.54	Pass
970.1	Vertical	-56.63	-13	-43.63	Pass
1331.7	Vertical	-60.05	-13	-47.05	Pass
2761.0	Vertical	-52.76	-13	-39.76	Pass
6479.9	Vertical	-46.42	-13	-33.42	Pass

n78(3700-3800MHz)-60MHz Low Channel					
Frequency	Spurious Emission Polarization and Level		Limit	Over Limit	Verdict
	MHz	Polarization	dBm	dB	
383.6	Horizontal	-67.62	-13	-54.62	Pass
604.4	Horizontal	-65.83	-13	-52.83	Pass
938.1	Horizontal	-56.31	-13	-43.31	Pass
1369.3	Horizontal	-60.14	-13	-47.14	Pass
2753.4	Horizontal	-55.49	-13	-42.49	Pass
6499.4	Horizontal	-49.37	-13	-36.37	Pass
363.3	Vertical	-69.38	-13	-56.38	Pass
602.3	Vertical	-62.89	-13	-49.89	Pass
962.2	Vertical	-57.80	-13	-44.80	Pass
1338.1	Vertical	-58.26	-13	-45.26	Pass
2771.5	Vertical	-52.82	-13	-39.82	Pass
6484.1	Vertical	-49.64	-13	-36.64	Pass

n78(3700-3800MHz)-60MHz Middle Channel					
Frequency	Spurious Emission Polarization and Level		Limit	Over Limit	Verdict
	MHz	Polarization	dBm	dB	
377.6	Horizontal	-70.16	-13	-57.16	Pass
568.7	Horizontal	-63.10	-13	-50.10	Pass
974.1	Horizontal	-61.53	-13	-48.53	Pass
1358.5	Horizontal	-61.07	-13	-48.07	Pass
2770.9	Horizontal	-51.21	-13	-38.21	Pass
6477.0	Horizontal	-48.96	-13	-35.96	Pass
367.3	Vertical	-71.40	-13	-58.40	Pass
585.2	Vertical	-61.13	-13	-48.13	Pass
952.7	Vertical	-57.50	-13	-44.50	Pass
1334.4	Vertical	-61.84	-13	-48.84	Pass
2749.4	Vertical	-54.01	-13	-41.01	Pass
6504.6	Vertical	-48.67	-13	-35.67	Pass



n78(3700-3800MHz)-60MHz High Channel					
Frequency	Spurious Emission Polarization and Level		Limit	Over Limit	Verdict
	MHz	Polarization	dBm	dB	
365.2	Horizontal	-66.48	-13	-53.48	Pass
582.3	Horizontal	-62.10	-13	-49.10	Pass
944.7	Horizontal	-57.64	-13	-44.64	Pass
1341.0	Horizontal	-60.92	-13	-47.92	Pass
2731.5	Horizontal	-55.16	-13	-42.16	Pass
6516.5	Horizontal	-48.11	-13	-35.11	Pass
359.1	Vertical	-71.13	-13	-58.13	Pass
600.1	Vertical	-63.64	-13	-50.64	Pass
958.9	Vertical	-58.22	-13	-45.22	Pass
1370.2	Vertical	-61.71	-13	-48.71	Pass
2733.3	Vertical	-56.56	-13	-43.56	Pass
6486.8	Vertical	-46.83	-13	-33.83	Pass

n78(3700-3800MHz)-70MHz Low Channel					
Frequency	Spurious Emission Polarization and Level		Limit	Over Limit	Verdict
	MHz	Polarization	dBm	dB	
394.3	Horizontal	-71.71	-13	-58.71	Pass
605.3	Horizontal	-65.56	-13	-52.56	Pass
934.2	Horizontal	-56.55	-13	-43.55	Pass
1360.9	Horizontal	-61.28	-13	-48.28	Pass
2766.1	Horizontal	-56.49	-13	-43.49	Pass
6483.4	Horizontal	-47.46	-13	-34.46	Pass
390.3	Vertical	-68.09	-13	-55.09	Pass
598.5	Vertical	-64.40	-13	-51.40	Pass
950.5	Vertical	-58.51	-13	-45.51	Pass
1337.7	Vertical	-59.86	-13	-46.86	Pass
2747.6	Vertical	-53.75	-13	-40.75	Pass
6493.5	Vertical	-51.18	-13	-38.18	Pass

n78(3700-3800MHz)-70MHz Middle Channel					
Frequency	Spurious Emission Polarization and Level		Limit	Over Limit	Verdict
	MHz	Polarization	dBm	dB	
403.2	Horizontal	-67.90	-13	-54.90	Pass
574.5	Horizontal	-66.63	-13	-53.63	Pass
974.7	Horizontal	-57.80	-13	-44.80	Pass
1364.1	Horizontal	-58.31	-13	-45.31	Pass
2737.6	Horizontal	-54.41	-13	-41.41	Pass
6497.3	Horizontal	-50.84	-13	-37.84	Pass
365.4	Vertical	-71.25	-13	-58.25	Pass
574.7	Vertical	-66.76	-13	-53.76	Pass
972.2	Vertical	-58.37	-13	-45.37	Pass
1340.8	Vertical	-59.08	-13	-46.08	Pass
2764.2	Vertical	-56.46	-13	-43.46	Pass
6495.0	Vertical	-48.49	-13	-35.49	Pass

n78(3700-3800MHz)-70MHz High Channel					
Frequency	Spurious Emission Polarization and Level		Limit	Over Limit	Verdict
	MHz	Polarization	dBm	dB	
371.7	Horizontal	-69.19	-13	-56.19	Pass
571.5	Horizontal	-66.36	-13	-53.36	Pass
928.0	Horizontal	-56.09	-13	-43.09	Pass
1367.5	Horizontal	-59.99	-13	-46.99	Pass
2771.8	Horizontal	-53.11	-13	-40.11	Pass
6478.4	Horizontal	-51.58	-13	-38.58	Pass
382.6	Vertical	-70.46	-13	-57.46	Pass
597.0	Vertical	-64.42	-13	-51.42	Pass
942.3	Vertical	-59.40	-13	-46.40	Pass
1370.8	Vertical	-61.26	-13	-48.26	Pass
2765.6	Vertical	-54.79	-13	-41.79	Pass
6476.1	Vertical	-51.15	-13	-38.15	Pass

n78(3700-3800MHz)-80MHz Low Channel					
Frequency	Spurious Emission Polarization and Level		Limit	Over Limit	Verdict
	MHz	Polarization	dBm	dB	
365.8	Horizontal	-67.66	-13	-54.66	Pass
609.8	Horizontal	-66.75	-13	-53.75	Pass
958.6	Horizontal	-58.58	-13	-45.58	Pass
1349.5	Horizontal	-58.14	-13	-45.14	Pass
2764.7	Horizontal	-55.83	-13	-42.83	Pass
6515.5	Horizontal	-48.85	-13	-35.85	Pass
395.3	Vertical	-71.94	-13	-58.94	Pass
582.4	Vertical	-63.79	-13	-50.79	Pass
940.1	Vertical	-61.42	-13	-48.42	Pass
1348.2	Vertical	-60.75	-13	-47.75	Pass
2733.9	Vertical	-56.22	-13	-43.22	Pass
6512.7	Vertical	-46.16	-13	-33.16	Pass

n78(3700-3800MHz)-80MHz Middle Channel					
Frequency	Spurious Emission Polarization and Level		Limit	Over Limit	Verdict
	MHz	Polarization	dBm	dB	
402.8	Horizontal	-71.75	-13	-58.75	Pass
576.6	Horizontal	-65.69	-13	-52.69	Pass
935.8	Horizontal	-59.96	-13	-46.96	Pass
1335.6	Horizontal	-57.43	-13	-44.43	Pass
2741.8	Horizontal	-56.62	-13	-43.62	Pass
6495.3	Horizontal	-48.56	-13	-35.56	Pass
375.3	Vertical	-68.45	-13	-55.45	Pass
609.7	Vertical	-63.13	-13	-50.13	Pass
930.2	Vertical	-60.09	-13	-47.09	Pass
1363.8	Vertical	-57.55	-13	-44.55	Pass
2740.2	Vertical	-56.25	-13	-43.25	Pass
6517.1	Vertical	-49.97	-13	-36.97	Pass

n78(3700-3800MHz)-80MHz High Channel					
Frequency	Spurious Emission Polarization and Level		Limit	Over Limit	Verdict
	MHz	Polarization			
374.5	Horizontal	-70.68	-13	-57.68	Pass
584.5	Horizontal	-62.48	-13	-49.48	Pass
948.1	Horizontal	-56.62	-13	-43.62	Pass
1368.6	Horizontal	-61.89	-13	-48.89	Pass
2754.0	Horizontal	-56.76	-13	-43.76	Pass
6502.8	Horizontal	-49.72	-13	-36.72	Pass
374.8	Vertical	-71.51	-13	-58.51	Pass
607.2	Vertical	-66.25	-13	-53.25	Pass
963.6	Vertical	-58.91	-13	-45.91	Pass
1339.2	Vertical	-61.85	-13	-48.85	Pass
2732.6	Vertical	-55.86	-13	-42.86	Pass
6507.4	Vertical	-49.06	-13	-36.06	Pass

n78(3700-3800MHz)-90MHz Low Channel					
Frequency	Spurious Emission Polarization and Level		Limit	Over Limit	Verdict
	MHz	Polarization			
397.2	Horizontal	-70.67	-13	-57.67	Pass
560.2	Horizontal	-66.65	-13	-53.65	Pass
934.7	Horizontal	-59.96	-13	-46.96	Pass
1347.3	Horizontal	-57.93	-13	-44.93	Pass
2754.7	Horizontal	-52.08	-13	-39.08	Pass
6505.0	Horizontal	-49.40	-13	-36.40	Pass
392.4	Vertical	-66.39	-13	-53.39	Pass
592.7	Vertical	-63.08	-13	-50.08	Pass
967.2	Vertical	-61.54	-13	-48.54	Pass
1333.2	Vertical	-57.98	-13	-44.98	Pass
2758.2	Vertical	-53.96	-13	-40.96	Pass
6524.0	Vertical	-50.78	-13	-37.78	Pass

n78(3700-3800MHz)-90MHz Middle Channel					
Frequency	Spurious Emission Polarization and Level		Limit	Over Limit	Verdict
	MHz	Polarization	dBm	dB	
400.6	Horizontal	-69.14	-13	-56.14	Pass
602.3	Horizontal	-66.38	-13	-53.38	Pass
959.9	Horizontal	-58.21	-13	-45.21	Pass
1329.8	Horizontal	-57.13	-13	-44.13	Pass
2753.2	Horizontal	-53.54	-13	-40.54	Pass
6515.3	Horizontal	-47.85	-13	-34.85	Pass
363.6	Vertical	-68.12	-13	-55.12	Pass
592.2	Vertical	-62.23	-13	-49.23	Pass
961.4	Vertical	-61.25	-13	-48.25	Pass
1345.3	Vertical	-56.93	-13	-43.93	Pass
2753.0	Vertical	-52.38	-13	-39.38	Pass
6510.6	Vertical	-46.44	-13	-33.44	Pass

n78(3700-3800MHz)-90MHz High Channel					
Frequency	Spurious Emission Polarization and Level		Limit	Over Limit	Verdict
	MHz	Polarization	dBm	dB	
402.0	Horizontal	-71.19	-13	-58.19	Pass
595.1	Horizontal	-65.50	-13	-52.50	Pass
974.5	Horizontal	-56.34	-13	-43.34	Pass
1347.3	Horizontal	-60.13	-13	-47.13	Pass
2730.7	Horizontal	-53.95	-13	-40.95	Pass
6514.0	Horizontal	-48.43	-13	-35.43	Pass
391.7	Vertical	-71.91	-13	-58.91	Pass
572.0	Vertical	-66.21	-13	-53.21	Pass
965.4	Vertical	-57.38	-13	-44.38	Pass
1362.6	Vertical	-60.67	-13	-47.67	Pass
2742.1	Vertical	-52.69	-13	-39.69	Pass
6522.7	Vertical	-49.18	-13	-36.18	Pass

n78(3700-3800MHz)-100MHz Low Channel					
Frequency	Spurious Emission Polarization and Level		Limit	Over Limit	Verdict
	MHz	Polarization	dBm	dB	
389.7	Horizontal	-69.00	-13	-56.00	Pass
583.7	Horizontal	-64.84	-13	-51.84	Pass
974.1	Horizontal	-60.85	-13	-47.85	Pass
1349.4	Horizontal	-61.33	-13	-48.33	Pass
2731.4	Horizontal	-56.52	-13	-43.52	Pass
6516.8	Horizontal	-48.87	-13	-35.87	Pass
369.3	Vertical	-68.90	-13	-55.90	Pass
571.8	Vertical	-66.57	-13	-53.57	Pass
955.2	Vertical	-56.80	-13	-43.80	Pass
1332.9	Vertical	-59.38	-13	-46.38	Pass
2748.5	Vertical	-55.41	-13	-42.41	Pass
6520.8	Vertical	-50.93	-13	-37.93	Pass

n78(3700-3800MHz)-100MHz Middle Channel					
Frequency	Spurious Emission Polarization and Level		Limit	Over Limit	Verdict
	MHz	Polarization	dBm	dB	
377.5	Horizontal	-71.97	-13	-58.97	Pass
562.8	Horizontal	-62.79	-13	-49.79	Pass
951.7	Horizontal	-57.92	-13	-44.92	Pass
1348.5	Horizontal	-61.03	-13	-48.03	Pass
2766.9	Horizontal	-56.61	-13	-43.61	Pass
6499.7	Horizontal	-48.30	-13	-35.30	Pass
403.8	Vertical	-70.27	-13	-57.27	Pass
569.2	Vertical	-64.91	-13	-51.91	Pass
928.5	Vertical	-60.59	-13	-47.59	Pass
1345.5	Vertical	-61.49	-13	-48.49	Pass
2747.8	Vertical	-56.92	-13	-43.92	Pass
6509.4	Vertical	-51.35	-13	-38.35	Pass

<b>n78(3700-3800MHz)-100MHz High Channel</b>					
<b>Frequency</b>	<b>Spurious Emission Polarization and Level</b>		<b>Limit</b>	<b>Over Limit</b>	<b>Verdict</b>
<b>MHz</b>	<b>Polarization</b>	<b>dBm</b>	<b>dBm</b>	<b>dB</b>	
371.3	Horizontal	-68.15	-13	-55.15	Pass
587.8	Horizontal	-61.17	-13	-48.17	Pass
956.8	Horizontal	-58.41	-13	-45.41	Pass
1325.0	Horizontal	-61.28	-13	-48.28	Pass
2732.7	Horizontal	-52.19	-13	-39.19	Pass
6509.8	Horizontal	-51.10	-13	-38.10	Pass
387.5	Vertical	-66.28	-13	-53.28	Pass
587.8	Vertical	-64.16	-13	-51.16	Pass
963.5	Vertical	-60.97	-13	-47.97	Pass
1327.0	Vertical	-60.97	-13	-47.97	Pass
2735.2	Vertical	-55.49	-13	-42.49	Pass
6502.7	Vertical	-50.58	-13	-37.58	Pass

<b>n78(3450-3550MHz)-20MHz Low Channel</b>					
<b>Frequency</b>	<b>Spurious Emission Polarization and Level</b>		<b>Limit</b>	<b>Over Limit</b>	<b>Verdict</b>
	<b>MHz</b>	<b>Polarization</b>	<b>dBm</b>	<b>dB</b>	
395.4	Horizontal	-67.13	-13	-54.13	Pass
586.6	Horizontal	-62.23	-13	-49.23	Pass
952.1	Horizontal	-59.50	-13	-46.50	Pass
1337.1	Horizontal	-60.94	-13	-47.94	Pass
2733.3	Horizontal	-55.04	-13	-42.04	Pass
6506.8	Horizontal	-49.38	-13	-36.38	Pass
364.0	Vertical	-66.07	-13	-53.07	Pass
592.3	Vertical	-61.52	-13	-48.52	Pass
934.0	Vertical	-56.16	-13	-43.16	Pass
1359.4	Vertical	-60.39	-13	-47.39	Pass
2739.3	Vertical	-54.30	-13	-41.30	Pass
6498.2	Vertical	-46.73	-13	-33.73	Pass

<b>n78(3450-3550MHz)-20MHz Middle Channel</b>					
<b>Frequency</b>	<b>Spurious Emission Polarization and Level</b>		<b>Limit</b>	<b>Over Limit</b>	<b>Verdict</b>
	<b>MHz</b>	<b>Polarization</b>	<b>dBm</b>	<b>dB</b>	
404.0	Horizontal	-69.55	-13	-56.55	Pass
609.8	Horizontal	-65.70	-13	-52.70	Pass
966.8	Horizontal	-61.48	-13	-48.48	Pass
1337.0	Horizontal	-58.52	-13	-45.52	Pass
2760.3	Horizontal	-55.96	-13	-42.96	Pass
6489.2	Horizontal	-48.41	-13	-35.41	Pass
379.0	Vertical	-70.24	-13	-57.24	Pass
593.7	Vertical	-62.86	-13	-49.86	Pass
942.3	Vertical	-58.09	-13	-45.09	Pass
1359.1	Vertical	-56.38	-13	-43.38	Pass
2767.5	Vertical	-51.30	-13	-38.30	Pass
6482.3	Vertical	-49.14	-13	-36.14	Pass



n78(3450-3550MHz)-20MHz High Channel					
Frequency	Spurious Emission Polarization and Level		Limit	Over Limit	Verdict
	MHz	Polarization	dBm	dB	
368.8	Horizontal	-71.00	-13	-58.00	Pass
577.9	Horizontal	-62.39	-13	-49.39	Pass
943.4	Horizontal	-56.80	-13	-43.80	Pass
1335.6	Horizontal	-58.84	-13	-45.84	Pass
2747.1	Horizontal	-55.81	-13	-42.81	Pass
6513.4	Horizontal	-46.23	-13	-33.23	Pass
357.2	Vertical	-68.01	-13	-55.01	Pass
603.1	Vertical	-65.35	-13	-52.35	Pass
950.4	Vertical	-57.94	-13	-44.94	Pass
1354.4	Vertical	-60.24	-13	-47.24	Pass
2732.7	Vertical	-52.98	-13	-39.98	Pass
6486.7	Vertical	-46.29	-13	-33.29	Pass

n78(3450-3550MHz)-30MHz Low Channel					
Frequency	Spurious Emission Polarization and Level		Limit	Over Limit	Verdict
	MHz	Polarization	dBm	dB	
380.8	Horizontal	-70.89	-13	-57.89	Pass
581.4	Horizontal	-65.26	-13	-52.26	Pass
966.2	Horizontal	-57.31	-13	-44.31	Pass
1364.9	Horizontal	-60.36	-13	-47.36	Pass
2729.4	Horizontal	-53.84	-13	-40.84	Pass
6510.3	Horizontal	-49.97	-13	-36.97	Pass
382.0	Vertical	-68.81	-13	-55.81	Pass
594.5	Vertical	-65.65	-13	-52.65	Pass
948.0	Vertical	-59.41	-13	-46.41	Pass
1352.6	Vertical	-60.88	-13	-47.88	Pass
2753.7	Vertical	-54.72	-13	-41.72	Pass
6522.4	Vertical	-50.98	-13	-37.98	Pass

<b>n78(3450-3550MHz)-30MHz Middle Channel</b>					
<b>Frequency</b>	<b>Spurious Emission Polarization and Level</b>		<b>Limit</b>	<b>Over Limit</b>	<b>Verdict</b>
	<b>MHz</b>	<b>Polarization</b>	<b>dBm</b>	<b>dB</b>	
388.5	Horizontal	-67.09	-13	-54.09	Pass
578.7	Horizontal	-62.79	-13	-49.79	Pass
965.7	Horizontal	-58.40	-13	-45.40	Pass
1331.4	Horizontal	-60.01	-13	-47.01	Pass
2733.9	Horizontal	-54.24	-13	-41.24	Pass
6502.2	Horizontal	-47.66	-13	-34.66	Pass
381.9	Vertical	-67.79	-13	-54.79	Pass
580.8	Vertical	-61.34	-13	-48.34	Pass
934.4	Vertical	-60.75	-13	-47.75	Pass
1348.1	Vertical	-58.94	-13	-45.94	Pass
2747.4	Vertical	-51.36	-13	-38.36	Pass
6478.5	Vertical	-49.10	-13	-36.10	Pass

<b>n78(3450-3550MHz)-30MHz High Channel</b>					
<b>Frequency</b>	<b>Spurious Emission Polarization and Level</b>		<b>Limit</b>	<b>Over Limit</b>	<b>Verdict</b>
	<b>MHz</b>	<b>Polarization</b>	<b>dBm</b>	<b>dB</b>	
407.8	Horizontal	-70.03	-13	-57.03	Pass
573.9	Horizontal	-61.63	-13	-48.63	Pass
928.3	Horizontal	-57.31	-13	-44.31	Pass
1356.3	Horizontal	-56.41	-13	-43.41	Pass
2772.9	Horizontal	-54.09	-13	-41.09	Pass
6509.4	Horizontal	-51.23	-13	-38.23	Pass
395.3	Vertical	-71.80	-13	-58.80	Pass
590.8	Vertical	-66.45	-13	-53.45	Pass
933.3	Vertical	-58.74	-13	-45.74	Pass
1368.1	Vertical	-58.61	-13	-45.61	Pass
2762.2	Vertical	-52.17	-13	-39.17	Pass
6479.3	Vertical	-49.60	-13	-36.60	Pass

n78(3450-3550MHz)-40MHz Low Channel					
Frequency	Spurious Emission Polarization and Level		Limit	Over Limit	Verdict
	MHz	Polarization	dBm	dB	
379.7	Horizontal	-70.59	-13	-57.59	Pass
563.5	Horizontal	-65.48	-13	-52.48	Pass
934.5	Horizontal	-58.36	-13	-45.36	Pass
1338.0	Horizontal	-56.65	-13	-43.65	Pass
2752.1	Horizontal	-52.55	-13	-39.55	Pass
6497.5	Horizontal	-50.35	-13	-37.35	Pass
379.3	Vertical	-70.23	-13	-57.23	Pass
580.2	Vertical	-61.54	-13	-48.54	Pass
960.9	Vertical	-57.33	-13	-44.33	Pass
1369.9	Vertical	-59.08	-13	-46.08	Pass
2740.6	Vertical	-51.39	-13	-38.39	Pass
6487.3	Vertical	-48.13	-13	-35.13	Pass

n78(3450-3550MHz)-40MHz Middle Channel					
Frequency	Spurious Emission Polarization and Level		Limit	Over Limit	Verdict
	MHz	Polarization	dBm	dB	
388.6	Horizontal	-66.18	-13	-53.18	Pass
580.4	Horizontal	-61.56	-13	-48.56	Pass
964.2	Horizontal	-57.53	-13	-44.53	Pass
1331.4	Horizontal	-58.50	-13	-45.50	Pass
2751.4	Horizontal	-53.93	-13	-40.93	Pass
6512.5	Horizontal	-47.19	-13	-34.19	Pass
389.2	Vertical	-67.96	-13	-54.96	Pass
573.0	Vertical	-63.39	-13	-50.39	Pass
957.8	Vertical	-58.60	-13	-45.60	Pass
1364.2	Vertical	-61.96	-13	-48.96	Pass
2728.7	Vertical	-56.01	-13	-43.01	Pass
6480.6	Vertical	-48.29	-13	-35.29	Pass

n78(3450-3550MHz)-40MHz High Channel					
Frequency	Spurious Emission Polarization and Level		Limit	Over Limit	Verdict
	MHz	Polarization	dBm	dB	
404.2	Horizontal	-70.30	-13	-57.30	Pass
585.1	Horizontal	-63.01	-13	-50.01	Pass
973.7	Horizontal	-57.93	-13	-44.93	Pass
1337.8	Horizontal	-60.81	-13	-47.81	Pass
2767.3	Horizontal	-55.41	-13	-42.41	Pass
6500.8	Horizontal	-49.91	-13	-36.91	Pass
371.7	Vertical	-70.35	-13	-57.35	Pass
579.9	Vertical	-65.25	-13	-52.25	Pass
975.9	Vertical	-60.23	-13	-47.23	Pass
1344.8	Vertical	-61.89	-13	-48.89	Pass
2766.4	Vertical	-56.20	-13	-43.20	Pass
6492.2	Vertical	-49.44	-13	-36.44	Pass

n78(3450-3550MHz)-50MHz Low Channel					
Frequency	Spurious Emission Polarization and Level		Limit	Over Limit	Verdict
	MHz	Polarization	dBm	dB	
380.8	Horizontal	-69.80	-13	-56.80	Pass
571.7	Horizontal	-66.66	-13	-53.66	Pass
959.7	Horizontal	-57.91	-13	-44.91	Pass
1371.9	Horizontal	-61.33	-13	-48.33	Pass
2761.1	Horizontal	-56.82	-13	-43.82	Pass
6498.0	Horizontal	-48.30	-13	-35.30	Pass
367.8	Vertical	-68.65	-13	-55.65	Pass
604.2	Vertical	-65.38	-13	-52.38	Pass
970.2	Vertical	-58.28	-13	-45.28	Pass
1363.1	Vertical	-61.25	-13	-48.25	Pass
2740.3	Vertical	-53.79	-13	-40.79	Pass
6495.6	Vertical	-46.40	-13	-33.40	Pass

<b>n78(3450-3550MHz)-50MHz Middle Channel</b>					
<b>Frequency</b>	<b>Spurious Emission Polarization and Level</b>		<b>Limit</b>	<b>Over Limit</b>	<b>Verdict</b>
	<b>MHz</b>	<b>Polarization</b>	<b>dBm</b>	<b>dB</b>	
370.1	Horizontal	-71.84	-13	-58.84	Pass
602.3	Horizontal	-64.81	-13	-51.81	Pass
958.5	Horizontal	-57.82	-13	-44.82	Pass
1371.1	Horizontal	-58.75	-13	-45.75	Pass
2744.1	Horizontal	-54.27	-13	-41.27	Pass
6510.4	Horizontal	-49.69	-13	-36.69	Pass
365.5	Vertical	-69.13	-13	-56.13	Pass
566.4	Vertical	-63.15	-13	-50.15	Pass
934.3	Vertical	-58.81	-13	-45.81	Pass
1326.8	Vertical	-56.94	-13	-43.94	Pass
2734.6	Vertical	-54.22	-13	-41.22	Pass
6521.3	Vertical	-51.04	-13	-38.04	Pass

<b>n78(3450-3550MHz)-50MHz High Channel</b>					
<b>Frequency</b>	<b>Spurious Emission Polarization and Level</b>		<b>Limit</b>	<b>Over Limit</b>	<b>Verdict</b>
	<b>MHz</b>	<b>Polarization</b>	<b>dBm</b>	<b>dB</b>	
387.9	Horizontal	-66.03	-13	-53.03	Pass
571.2	Horizontal	-61.12	-13	-48.12	Pass
940.8	Horizontal	-56.82	-13	-43.82	Pass
1347.6	Horizontal	-60.85	-13	-47.85	Pass
2751.9	Horizontal	-55.69	-13	-42.69	Pass
6522.7	Horizontal	-50.48	-13	-37.48	Pass
364.1	Vertical	-66.50	-13	-53.50	Pass
592.9	Vertical	-65.23	-13	-52.23	Pass
965.0	Vertical	-57.49	-13	-44.49	Pass
1343.6	Vertical	-58.71	-13	-45.71	Pass
2748.3	Vertical	-52.99	-13	-39.99	Pass
6519.7	Vertical	-51.69	-13	-38.69	Pass

n78(3450-3550MHz)-60MHz Low Channel					
Frequency	Spurious Emission Polarization and Level		Limit	Over Limit	Verdict
	MHz	Polarization	dBm	dB	
407.5	Horizontal	-67.57	-13	-54.57	Pass
570.0	Horizontal	-61.56	-13	-48.56	Pass
951.9	Horizontal	-57.50	-13	-44.50	Pass
1345.9	Horizontal	-57.82	-13	-44.82	Pass
2744.7	Horizontal	-55.90	-13	-42.90	Pass
6519.9	Horizontal	-50.51	-13	-37.51	Pass
373.0	Vertical	-70.71	-13	-57.71	Pass
562.9	Vertical	-62.59	-13	-49.59	Pass
970.3	Vertical	-58.30	-13	-45.30	Pass
1354.9	Vertical	-60.50	-13	-47.50	Pass
2731.0	Vertical	-55.80	-13	-42.80	Pass
6485.6	Vertical	-49.10	-13	-36.10	Pass

n78(3450-3550MHz)-60MHz Middle Channel					
Frequency	Spurious Emission Polarization and Level		Limit	Over Limit	Verdict
	MHz	Polarization	dBm	dB	
368.8	Horizontal	-68.17	-13	-55.17	Pass
599.3	Horizontal	-63.24	-13	-50.24	Pass
952.1	Horizontal	-60.01	-13	-47.01	Pass
1339.4	Horizontal	-59.46	-13	-46.46	Pass
2765.0	Horizontal	-54.66	-13	-41.66	Pass
6495.3	Horizontal	-46.89	-13	-33.89	Pass
375.9	Vertical	-69.63	-13	-56.63	Pass
608.3	Vertical	-62.30	-13	-49.30	Pass
946.1	Vertical	-61.03	-13	-48.03	Pass
1325.9	Vertical	-59.29	-13	-46.29	Pass
2733.1	Vertical	-53.57	-13	-40.57	Pass
6515.7	Vertical	-47.10	-13	-34.10	Pass

n78(3450-3550MHz)-60MHz High Channel					
Frequency	Spurious Emission Polarization and Level		Limit	Over Limit	Verdict
	MHz	Polarization	dBm	dB	
384.0	Horizontal	-68.67	-13	-55.67	Pass
579.6	Horizontal	-63.58	-13	-50.58	Pass
952.0	Horizontal	-58.97	-13	-45.97	Pass
1360.7	Horizontal	-60.92	-13	-47.92	Pass
2757.3	Horizontal	-56.98	-13	-43.98	Pass
6521.8	Horizontal	-46.81	-13	-33.81	Pass
401.2	Vertical	-69.18	-13	-56.18	Pass
609.9	Vertical	-66.34	-13	-53.34	Pass
937.6	Vertical	-57.04	-13	-44.04	Pass
1374.9	Vertical	-56.98	-13	-43.98	Pass
2741.7	Vertical	-55.86	-13	-42.86	Pass
6495.8	Vertical	-48.28	-13	-35.28	Pass

n78(3450-3550MHz)-70MHz Low Channel					
Frequency	Spurious Emission Polarization and Level		Limit	Over Limit	Verdict
	MHz	Polarization	dBm	dB	
395.6	Horizontal	-71.63	-13	-58.63	Pass
581.7	Horizontal	-66.44	-13	-53.44	Pass
928.8	Horizontal	-56.84	-13	-43.84	Pass
1353.4	Horizontal	-61.78	-13	-48.78	Pass
2760.4	Horizontal	-52.34	-13	-39.34	Pass
6513.7	Horizontal	-48.89	-13	-35.89	Pass
388.9	Vertical	-71.22	-13	-58.22	Pass
597.9	Vertical	-66.48	-13	-53.48	Pass
947.5	Vertical	-60.35	-13	-47.35	Pass
1362.7	Vertical	-58.77	-13	-45.77	Pass
2734.5	Vertical	-52.95	-13	-39.95	Pass
6479.1	Vertical	-51.84	-13	-38.84	Pass

n78(3450-3550MHz)-70MHz Middle Channel					
Frequency	Spurious Emission Polarization and Level		Limit	Over Limit	Verdict
	MHz	Polarization	dBm	dB	
386.1	Horizontal	-69.80	-13	-56.80	Pass
599.9	Horizontal	-64.55	-13	-51.55	Pass
934.4	Horizontal	-56.07	-13	-43.07	Pass
1350.7	Horizontal	-56.81	-13	-43.81	Pass
2757.7	Horizontal	-54.62	-13	-41.62	Pass
6498.7	Horizontal	-48.03	-13	-35.03	Pass
394.7	Vertical	-70.39	-13	-57.39	Pass
588.9	Vertical	-65.82	-13	-52.82	Pass
943.9	Vertical	-60.33	-13	-47.33	Pass
1372.0	Vertical	-59.00	-13	-46.00	Pass
2739.9	Vertical	-51.13	-13	-38.13	Pass
6510.0	Vertical	-46.58	-13	-33.58	Pass

n78(3450-3550MHz)-70MHz High Channel					
Frequency	Spurious Emission Polarization and Level		Limit	Over Limit	Verdict
	MHz	Polarization	dBm	dB	
405.1	Horizontal	-71.39	-13	-58.39	Pass
598.0	Horizontal	-63.20	-13	-50.20	Pass
957.5	Horizontal	-58.56	-13	-45.56	Pass
1339.5	Horizontal	-60.10	-13	-47.10	Pass
2772.0	Horizontal	-55.53	-13	-42.53	Pass
6523.9	Horizontal	-48.71	-13	-35.71	Pass
376.9	Vertical	-67.32	-13	-54.32	Pass
562.3	Vertical	-64.64	-13	-51.64	Pass
928.6	Vertical	-60.37	-13	-47.37	Pass
1327.3	Vertical	-58.65	-13	-45.65	Pass
2768.0	Vertical	-55.23	-13	-42.23	Pass
6513.1	Vertical	-50.80	-13	-37.80	Pass



n78(3450-3550MHz)-80MHz Low Channel					
Frequency	Spurious Emission Polarization and Level		Limit	Over Limit	Verdict
	MHz	Polarization	dBm	dB	
400.9	Horizontal	-69.90	-13	-56.90	Pass
607.8	Horizontal	-64.79	-13	-51.79	Pass
934.3	Horizontal	-57.83	-13	-44.83	Pass
1342.3	Horizontal	-61.20	-13	-48.20	Pass
2769.7	Horizontal	-52.29	-13	-39.29	Pass
6506.4	Horizontal	-51.47	-13	-38.47	Pass
375.3	Vertical	-71.10	-13	-58.10	Pass
588.9	Vertical	-66.34	-13	-53.34	Pass
945.8	Vertical	-56.61	-13	-43.61	Pass
1367.2	Vertical	-61.77	-13	-48.77	Pass
2754.6	Vertical	-54.97	-13	-41.97	Pass
6476.8	Vertical	-48.06	-13	-35.06	Pass

n78(3450-3550MHz)-80MHz Middle Channel					
Frequency	Spurious Emission Polarization and Level		Limit	Over Limit	Verdict
	MHz	Polarization	dBm	dB	
404.1	Horizontal	-67.44	-13	-54.44	Pass
590.2	Horizontal	-66.43	-13	-53.43	Pass
960.6	Horizontal	-61.69	-13	-48.69	Pass
1374.2	Horizontal	-61.19	-13	-48.19	Pass
2760.2	Horizontal	-54.32	-13	-41.32	Pass
6490.6	Horizontal	-46.42	-13	-33.42	Pass
363.7	Vertical	-67.29	-13	-54.29	Pass
601.1	Vertical	-65.34	-13	-52.34	Pass
956.1	Vertical	-56.28	-13	-43.28	Pass
1367.9	Vertical	-61.03	-13	-48.03	Pass
2762.9	Vertical	-53.23	-13	-40.23	Pass
6515.4	Vertical	-46.27	-13	-33.27	Pass

n78(3450-3550MHz)-80MHz High Channel					
Frequency	Spurious Emission Polarization and Level		Limit	Over Limit	Verdict
	MHz	Polarization	dBm	dB	
383.6	Horizontal	-70.43	-13	-57.43	Pass
597.3	Horizontal	-65.99	-13	-52.99	Pass
959.2	Horizontal	-60.28	-13	-47.28	Pass
1327.9	Horizontal	-56.32	-13	-43.32	Pass
2753.3	Horizontal	-53.30	-13	-40.30	Pass
6476.6	Horizontal	-47.44	-13	-34.44	Pass
355.8	Vertical	-67.25	-13	-54.25	Pass
598.7	Vertical	-61.63	-13	-48.63	Pass
943.5	Vertical	-59.20	-13	-46.20	Pass
1351.4	Vertical	-59.41	-13	-46.41	Pass
2744.6	Vertical	-51.07	-13	-38.07	Pass
6506.8	Vertical	-50.93	-13	-37.93	Pass

n78(3450-3550MHz)-90MHz Low Channel					
Frequency	Spurious Emission Polarization and Level		Limit	Over Limit	Verdict
	MHz	Polarization	dBm	dB	
368.4	Horizontal	-66.32	-13	-53.32	Pass
578.8	Horizontal	-61.73	-13	-48.73	Pass
950.5	Horizontal	-59.77	-13	-46.77	Pass
1352.1	Horizontal	-60.01	-13	-47.01	Pass
2739.5	Horizontal	-54.68	-13	-41.68	Pass
6489.4	Horizontal	-51.33	-13	-38.33	Pass
357.5	Vertical	-68.07	-13	-55.07	Pass
589.8	Vertical	-64.62	-13	-51.62	Pass
954.4	Vertical	-58.69	-13	-45.69	Pass
1369.5	Vertical	-61.41	-13	-48.41	Pass
2774.2	Vertical	-53.57	-13	-40.57	Pass
6495.9	Vertical	-51.11	-13	-38.11	Pass



## Compliance Certification Services (Kunshan) Inc.

CCSEM-TRF-001 Rev. 02 Sep 01, 2023

Report No.: KSCR230900159902

Page: 43 of 47

n78(3450-3550MHz)-90MHz Middle Channel					
Frequency	Spurious Emission		Limit	Over Limit	Verdict
	Polarization and Level				
MHz	Polarization	dBm	dBm	dB	
393.4	Horizontal	-71.73	-13	-58.73	Pass
566.2	Horizontal	-64.08	-13	-51.08	Pass
971.8	Horizontal	-56.73	-13	-43.73	Pass
1346.3	Horizontal	-56.40	-13	-43.40	Pass
2748.1	Horizontal	-55.27	-13	-42.27	Pass
6489.2	Horizontal	-49.63	-13	-36.63	Pass
362.3	Vertical	-69.73	-13	-56.73	Pass
593.2	Vertical	-62.90	-13	-49.90	Pass
962.2	Vertical	-56.97	-13	-43.97	Pass
1336.1	Vertical	-56.83	-13	-43.83	Pass
2726.4	Vertical	-52.12	-13	-39.12	Pass
6476.1	Vertical	-49.76	-13	-36.76	Pass

n78(3450-3550MHz)-90MHz High Channel					
Frequency	Spurious Emission		Limit	Over Limit	Verdict
	Polarization and Level				
MHz	Polarization	dBm	dBm	dB	
378.4	Horizontal	-69.32	-13	-56.32	Pass
560.0	Horizontal	-63.14	-13	-50.14	Pass
936.0	Horizontal	-56.43	-13	-43.43	Pass
1356.5	Horizontal	-58.15	-13	-45.15	Pass
2763.9	Horizontal	-54.71	-13	-41.71	Pass
6492.5	Horizontal	-46.27	-13	-33.27	Pass
388.3	Vertical	-71.99	-13	-58.99	Pass
608.5	Vertical	-61.55	-13	-48.55	Pass
972.8	Vertical	-56.91	-13	-43.91	Pass
1362.1	Vertical	-57.42	-13	-44.42	Pass
2767.0	Vertical	-56.50	-13	-43.50	Pass
6482.2	Vertical	-51.21	-13	-38.21	Pass

This document is issued by the Company subject to its General Conditions of Service printed overleaf, available on request or accessible at <http://www.sgs.com/en/Terms-and-Conditions.aspx> and, for electronic format documents, subject to Terms and Conditions for Electronic Documents at <http://www.sgs.com/en/Terms-and-Conditions/Terms-e-Document.aspx>. Attention is drawn to the limitation of liability, indemnification and jurisdiction issues defined therein.

Any holder of this document is advised that information contained hereon reflects the Company's findings at the time of its intervention only and within the limits of Client's instructions, if any. The Company's sole responsibility is to its Client and this document does not exonerate parties to a transaction from exercising all their rights and obligations under the transaction documents. This document cannot be reproduced except in full, without prior written approval of the Company. Any unauthorized alteration, forgery or falsification of the content or appearance of this document is unlawful and offenders may be prosecuted to the fullest extent of the law.

Unless otherwise stated the results shown in this test report refer only to the sample(s) tested and such sample(s) are retained for 30 days only.

n78(3450-3550MHz)-100MHz Low Channel					
Frequency	Spurious Emission Polarization and Level		Limit	Over Limit	Verdict
	MHz	Polarization			
371.9	Horizontal	-69.30	-13	-56.30	Pass
588.3	Horizontal	-64.77	-13	-51.77	Pass
940.2	Horizontal	-57.55	-13	-44.55	Pass
1349.3	Horizontal	-60.16	-13	-47.16	Pass
2752.9	Horizontal	-51.84	-13	-38.84	Pass
6479.8	Horizontal	-50.44	-13	-37.44	Pass
397.7	Vertical	-71.56	-13	-58.56	Pass
579.3	Vertical	-63.21	-13	-50.21	Pass
951.0	Vertical	-58.30	-13	-45.30	Pass
1348.6	Vertical	-61.38	-13	-48.38	Pass
2766.6	Vertical	-55.00	-13	-42.00	Pass
6483.2	Vertical	-51.17	-13	-38.17	Pass

n78(3450-3550MHz)-100MHz Middle Channel					
Frequency	Spurious Emission Polarization and Level		Limit	Over Limit	Verdict
	MHz	Polarization			
376.7	Horizontal	-68.39	-13	-55.39	Pass
598.2	Horizontal	-62.27	-13	-49.27	Pass
954.8	Horizontal	-56.38	-13	-43.38	Pass
1335.9	Horizontal	-56.62	-13	-43.62	Pass
2768.1	Horizontal	-54.59	-13	-41.59	Pass
6490.9	Horizontal	-50.29	-13	-37.29	Pass
375.7	Vertical	-70.71	-13	-57.71	Pass
607.1	Vertical	-66.41	-13	-53.41	Pass
968.5	Vertical	-58.65	-13	-45.65	Pass
1368.3	Vertical	-60.16	-13	-47.16	Pass
2744.8	Vertical	-56.43	-13	-43.43	Pass
6503.9	Vertical	-50.91	-13	-37.91	Pass

n78(3450-3550MHz)-100MHz High Channel					
Frequency	Spurious Emission Polarization and Level		Limit	Over Limit	Verdict
MHz	Polarization	dBm	dBm	dB	
373.7	Horizontal	-69.62	-13	-56.62	Pass
564.8	Horizontal	-61.79	-13	-48.79	Pass
937.7	Horizontal	-58.99	-13	-45.99	Pass
1352.6	Horizontal	-59.66	-13	-46.66	Pass
2745.8	Horizontal	-55.91	-13	-42.91	Pass
6494.7	Horizontal	-51.12	-13	-38.12	Pass
358.4	Vertical	-66.56	-13	-53.56	Pass
596.6	Vertical	-61.63	-13	-48.63	Pass
962.3	Vertical	-56.16	-13	-43.16	Pass
1327.9	Vertical	-57.45	-13	-44.45	Pass
2725.1	Vertical	-53.57	-13	-40.57	Pass
6501.4	Vertical	-48.48	-13	-35.48	Pass

Remark:

- 1) We have tested all modulation and all Channel, but only the worst case data displayed in this report.

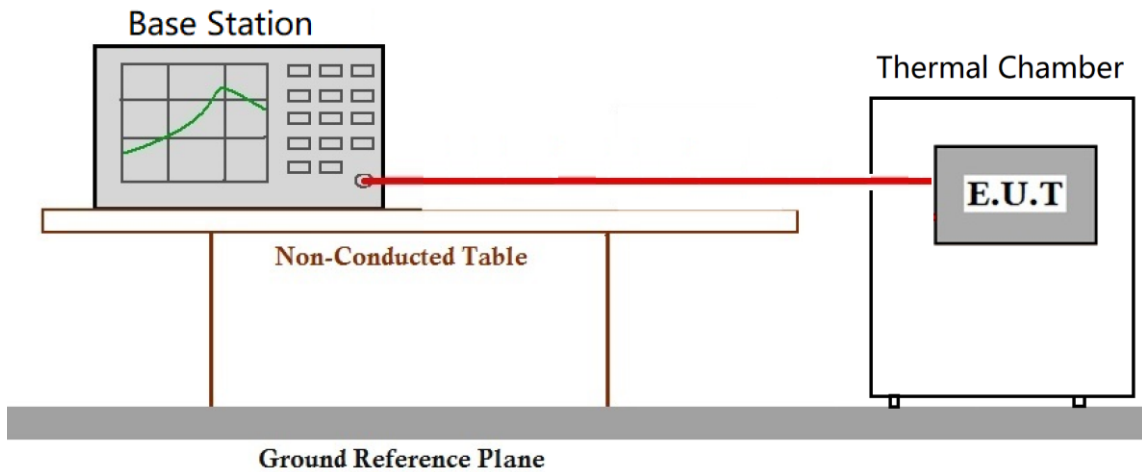
**6.7 Frequency stability**

Test Requirement: §2.1055  
 Test Method: ANSI C63.26, KDB 971168 D01 v03r01  
 Limit:  $\leq \pm 2.5\text{ppm}$ .

**6.7.1 E.U.T. Operation**

Operating Environment:  
 Temperature: 22.7 °C      Humidity: 50.2 % RH      Atmospheric Pressure: 1030 mbar  
 Test mode: a: Tx mode, Keep the EUT in transmitting mode.

**6.7.2 Test Setup Diagram**



**6.7.3 Measurement Data**

Please refer to Appendix C for KSCR2309001599AT-FCC-5G NR n78(3700-3800MHz)&  
 Appendix D for KSCR2309001599AT-FCC-5G NR n78(3450-3550MHz)

## **7 Test Setup Photo**

Refer to Appendix - Test Setup Photo for KSCR2309001599AT

## **8 EUT Constructional Details (EUT Photos)**

Refer to Appendix - Photographs of EUT Constructional Details for KSCR2309001599AT

**- End of the Report -**