



# RF TEST REPORT

**Applicant** Shanghai Smawave Technology Co. ,Ltd  
**FCC ID** 2AU8HMGM5607A  
**Product** LTE Module  
**Brand** Smawave  
**Model** MGM5607A  
**Report No.** R2001A0008-R1V1  
**Issue Date** March 4, 2020

TA Technology (Shanghai) Co., Ltd. tested the above equipment in accordance with the requirements in **FCC CFR47 Part 2 (2019)/ FCC CFR47 Part 27C (2019)**. The test results show that the equipment tested is capable of demonstrating compliance with the requirements as documented in this report.

Performed by: Peng Tao

Approved by: Kai Xu

---

## TA Technology (Shanghai) Co., Ltd.

No.145, Jintang Rd, Tangzhen Industry Park, Pudong Shanghai, China

TEL: +86-021-50791141/2/3

FAX: +86-021-50791141/2/3-8000



## TABLE OF CONTENT

|             |                                                              |    |
|-------------|--------------------------------------------------------------|----|
| <b>1</b>    | <b>Test Laboratory</b> .....                                 | 4  |
| 1.1         | Notes of the Test Report .....                               | 4  |
| <b>1.2.</b> | <b>Test facility</b> .....                                   | 4  |
| 1.3         | Testing Location .....                                       | 4  |
| <b>2</b>    | <b>General Description of Equipment under Test</b> .....     | 5  |
| 2.1         | Applicant and Manufacturer Information.....                  | 5  |
| 2.2         | General information.....                                     | 5  |
| <b>3</b>    | <b>Applied Standards</b> .....                               | 6  |
| <b>4</b>    | <b>Test Configuration</b> .....                              | 7  |
| <b>5</b>    | <b>Test Case Results</b> .....                               | 8  |
| 5.1         | RF Power Output and Effective Isotropic Radiated Power ..... | 8  |
| 5.2         | Occupied Bandwidth .....                                     | 21 |
| 5.3         | Band Edge Compliance .....                                   | 29 |
| 5.4         | Peak-to-Average Power Ratio (PAPR) .....                     | 39 |
| 5.5         | Frequency Stability.....                                     | 41 |
| 5.6         | Spurious Emissions at Antenna Terminals .....                | 44 |
| 5.7         | Radiates Spurious Emission .....                             | 47 |
| <b>6</b>    | <b>Main Test Instruments</b> .....                           | 51 |



## Summary of Measurement Results

| Number | Test Case                                              | Clause in FCC rules         | Verdict |
|--------|--------------------------------------------------------|-----------------------------|---------|
| 1      | RF Power Output and Effective Isotropic Radiated Power | 2.1046                      | PASS    |
| 2      | Occupied Bandwidth                                     | 2.1049                      | PASS    |
| 3      | Band Edge Compliance                                   | 27.53(m)                    | PASS    |
| 4      | Peak-to-Average Power Ratio                            | 27.50(d)/KDB971168 D01(5.7) | PASS    |
| 5      | Frequency Stability                                    | 2.1055 / 27.54              | PASS    |
| 6      | Spurious Emissions at Antenna Terminals                | 2.1051<br>27.53(m)          | PASS    |
| 7      | Radiates Spurious Emission                             | 2.1053<br>/27.53(m)         | PASS    |

Date of Testing: January 6, 2020 ~ February 26, 2020

Note: PASS: The EUT complies with the essential requirements in the standard.  
FAIL: The EUT does not comply with the essential requirements in the standard.  
All indications of Pass/Fail in this report are opinions expressed by TA Technology (Shanghai) Co., Ltd. based on interpretations and/or observations of test results. Measurement Uncertainties were not taken into account and are published for informational purposes only.

**Note: This revised report (Report No.: R2001A0008-R1V1) supersedes and replaces the previously issued report (Report No.: R2001A0008-R1). Please discard or destroy the previously issued report and dispose of it accordingly.**



# 1 Test Laboratory

## 1.1 Notes of the Test Report

This report shall not be reproduced in full or partial, without the written approval of **TA technology (shanghai) co., Ltd.** The results documented in this report apply only to the tested sample, under the conditions and modes of operation as described herein .Measurement Uncertainties were not taken into account and are published for informational purposes only. This report is written to support regulatory compliance of the applicable standards stated above.

## 1.2. Test facility

### **FCC (Designation number: CN1179, Test Firm Registration Number: 446626)**

TA Technology (Shanghai) Co., Ltd. has been listed on the US Federal Communications Commission list of test facilities recognized to perform electromagnetic emissions measurements.

### **A2LA (Certificate Number: 3857.01)**

TA Technology (Shanghai) Co., Ltd. has been listed by American Association for Laboratory Accreditation to perform electromagnetic emission measurement.

## 1.3 Testing Location

Company: TA Technology (Shanghai) Co., Ltd.  
Address: No.145, Jintang Rd, Tangzhen Industry Park, Pudong Shanghai, China  
City: Shanghai  
Post code: 201201  
Country: P. R. China  
Contact: Xu Kai  
Telephone: +86-021-50791141/2/3  
Fax: +86-021-50791141/2/3-8000  
Website: <http://www.ta-shanghai.com>  
E-mail: [xukai@ta-shanghai.com](mailto:xukai@ta-shanghai.com)

## 2 General Description of Equipment under Test

### 2.1 Applicant and Manufacturer Information

|                             |                                                                           |
|-----------------------------|---------------------------------------------------------------------------|
| <b>Applicant</b>            | Shanghai Smawave Technology Co. ,Ltd                                      |
| <b>Applicant address</b>    | 3/F, Building 8, 1001 North Qinzhou Road, Xuhui District, Shanghai, China |
| <b>Manufacturer</b>         | Shanghai Smawave Technology Co. ,Ltd                                      |
| <b>Manufacturer address</b> | 3/F, Building 8, 1001 North Qinzhou Road, Xuhui District, Shanghai, China |

### 2.2 General information

| EUT Description                                                                                                |                       |                |             |
|----------------------------------------------------------------------------------------------------------------|-----------------------|----------------|-------------|
| Model                                                                                                          | MGM5607A              |                |             |
| IMEI                                                                                                           | 123456798213142       |                |             |
| Hardware Version                                                                                               | V1.0                  |                |             |
| Software Version                                                                                               | MG56_V1.0.0           |                |             |
| Power Supply                                                                                                   | External power supply |                |             |
| Antenna Type                                                                                                   | Internal Antenna      |                |             |
| Antenna Gain                                                                                                   | 3.18dBi               |                |             |
| Test Mode(s)                                                                                                   | LTE Band 41           |                |             |
| Test Modulation                                                                                                | QPSK,16QAM,64QAM;     |                |             |
| LTE Category                                                                                                   | 6                     |                |             |
| Maximum E.I.R.P.                                                                                               | LTE Band 41:          | 26.58dBm       |             |
| Rated Power Supply Voltage:                                                                                    | 3.3V                  |                |             |
| Extreme Voltage                                                                                                | Minimum: 3V           | Maximum: 3.6V  |             |
| Extreme Temperature                                                                                            | Lowest: -40°C         | Highest: +70°C |             |
| Operating Frequency Range(s)                                                                                   | Mode                  | Tx (MHz)       | Rx (MHz)    |
|                                                                                                                | LTE Band 41           | 2496 ~ 2690    | 2496 ~ 2690 |
| Note: 1. The EUT is sent from the applicant to TA and the information of the EUT is declared by the applicant. |                       |                |             |



### 3 Applied Standards

According to the specifications of the manufacturer, it must comply with the requirements of the following standards:

**Test standards:**

**FCC CFR47 Part 27C (2019)**

**ANSI C63.26 (2015)**

**Reference standard:**

**FCC CFR47 Part 2 (2019)**

**KDB 971168 D01 Power Meas License Digital Systems v03r01**

## 4 Test Configuration

Radiated measurements are performed by rotating the EUT in three different orthogonal test planes. EUT stand-up position (Z axis), lie-down position (X, Y axis). Receiver antenna polarization (horizontal and vertical), the worst emission was found in position (X axis, horizontal polarization) and the worst case was recorded.

All mode and data rates and positions and RB size and modulations were investigated.

Subsequently, only the worst case emissions are reported.

The following testing in LTE is set based on the maximum RF Output Power.

The following testing in different Bandwidth is set to detail in the following table:

Test modes are chosen to be reported as the worst case configuration below for LTE Band 41:

| Test items                                             | Modes                                                                                                                                 | Bandwidth (MHz) |    |    |    | Modulation |        |        | RB |     |      | Test Channel |   |   |
|--------------------------------------------------------|---------------------------------------------------------------------------------------------------------------------------------------|-----------------|----|----|----|------------|--------|--------|----|-----|------|--------------|---|---|
|                                                        |                                                                                                                                       | 5               | 10 | 15 | 20 | QPSK       | 16 QAM | 64 QAM | 1  | 50% | 100% | L            | M | H |
| RF Power Output and Effective Isotropic Radiated Power | LTE 41                                                                                                                                | ○               | ○  | ○  | ○  | ○          | ○      | ○      | ○  | ○   | ○    | ○            | ○ | ○ |
| Occupied Bandwidth                                     | LTE 41                                                                                                                                | ○               | ○  | ○  | ○  | ○          | ○      | ○      | -  | -   | ○    | ○            | ○ | ○ |
| Band Edge Compliance                                   | LTE 41                                                                                                                                | ○               | ○  | ○  | ○  | ○          | ○      | ○      | ○  | -   | ○    | ○            | - | ○ |
| Peak-to-Average Power Ratio                            | LTE 41                                                                                                                                | ○               | ○  | ○  | ○  | ○          | ○      | ○      | -  | -   | ○    | ○            | ○ | ○ |
| Frequency Stability                                    | LTE 41                                                                                                                                | ○               | ○  | ○  | ○  | ○          | ○      | ○      | -  | -   | ○    | -            | ○ | - |
| Spurious Emissions at Antenna Terminals                | LTE 41                                                                                                                                | ○               | ○  | ○  | ○  | ○          | -      | -      | ○  | -   | -    | ○            | ○ | ○ |
| Radiates Spurious Emission                             | LTE 41                                                                                                                                | ○               | -  | -  | ○  | ○          | -      | -      | ○  | -   | -    | -            | ○ | - |
| Note                                                   | 1. The mark "○" means that this configuration is chosen for testing.<br>2. The mark "-" means that this configuration is not testing. |                 |    |    |    |            |        |        |    |     |      |              |   |   |

## 5 Test Case Results

### 5.1 RF Power Output and Effective Isotropic Radiated Power

#### Ambient condition

| Temperature | Relative humidity | Pressure |
|-------------|-------------------|----------|
| 23°C ~25°C  | 45%~50%           | 101.5kPa |

#### Methods of Measurement

During the process of the testing, The EUT is controlled by the Base Station Simulator to ensure max power transmission and proper modulation.

1. The testing follows FCC KDB 971168 D01 v03r01 Section 5.8 and ANSI C63.26 (2015).

- a) Connect the equipment as illustrated. Mount the equipment with the manufacturer specified antenna in a vertical orientation on a manufacturer specified mounting surface located on a non-conducting rotating platform of a RF anechoic chamber (preferred) or a standard radiation site.
- b) Key the transmitter, then rotate the EUT 360° azimuthally and record spectrum analyzer power level (LVL) measurements at angular increments that are sufficiently small to permit resolution of all peaks. If a standard radiation test site is used, raise and lower the test antenna to obtain a maximum reading at each angular increment. (Note: several batteries may be needed to offset the effect of battery voltage droop, which should not exceed 5% of the manufactured specified battery voltage during transmission).
- c) Replace the transmitter under test with a vertically polarized half-wave dipole (or an antenna whose gain is known relative to an ideal half-wave dipole). The center of the antenna should be at the same location as the center of the antenna under test.
- d) Connect the antenna to a signal generator with a known output power and record the path loss (in dB) as LOSS. If a standard radiation test site is used, raise and lower the test antenna to obtain a maximum reading.  $LOSS = \text{Generator Output Power (dBm)} - \text{Analyzer reading (dBm)}$
- e) Determine the effective radiated output power at each angular position from the readings in steps b) and d) using the following equation:  $ERP \text{ (dBm)} = \text{LVL (dBm)} + \text{LOSS (dB)}$
- f) The maximum ERP is the maximum value determined in the preceding step.
- g) When calculating ERP, in addition to knowing the antenna radiation and matching characteristics, it is necessary to know the loss values of all elements (e.g. transmission line attenuation, mismatches, filters, combiners) interposed between the point where transmitter output power is measured, and the point where power is applied to the antenna. ERP can then be calculated as follows:

$$EIRP \text{ (dBm)} = \text{Output Power (dBm)} - \text{Losses (dB)} + \text{Antenna Gain (dBi)}$$

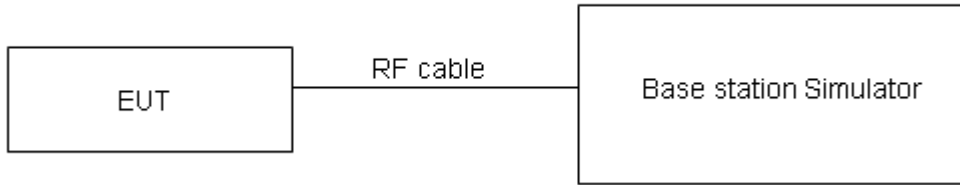
where: dBd refers to gain relative to an ideal dipole.

$$EIRP \text{ (dBm)} = ERP \text{ (dBm)} + 2.15 \text{ (dB.)}$$

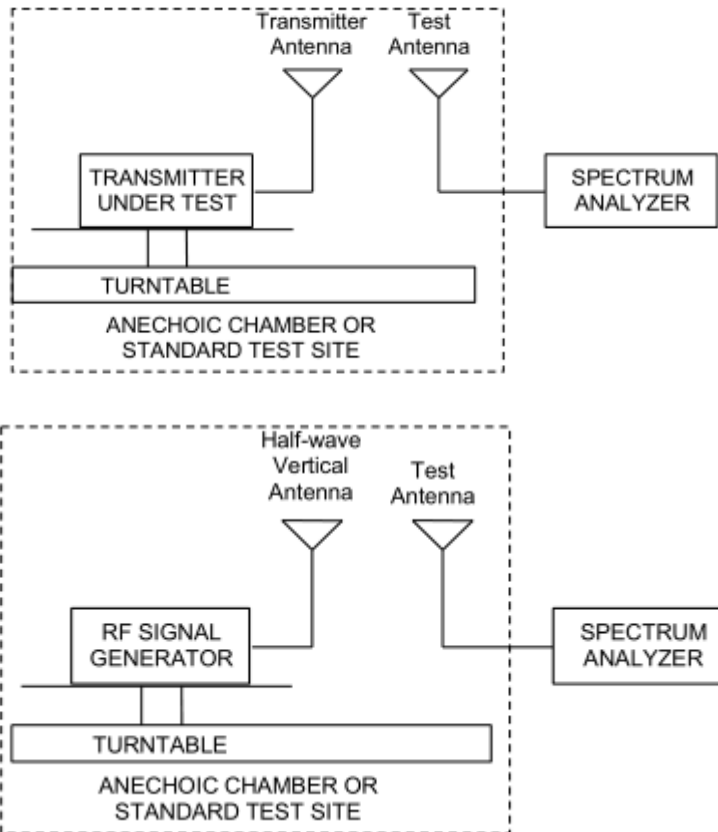
The RB allocation refers to section 5.1, using the maximum output power configuration.



**Test Setup**



The loss between RF output port of the EUT and the input port of the tester has been taken into consideration.



Note: Area side:2.4mX3.6m

The radiated emission was measured in the following position: EUT stand-up position (Z axis), lie-down position (X, Y axis). The worst emission was found in stand-up position (Z axis) and the worst case was recorded.

**Limits**

No specific RF power output requirements in part 2.1046.

Rule Part 27.50(h) (2) specifies that “Mobile and other user stations. Mobile stations are limited to 2.0 watts EIRP. All user stations are limited to 2.0 watts transmitter output power.”

|                        |                |
|------------------------|----------------|
| Part 27.50(h)(2) Limit | ≤ 2 W (33 dBm) |
|------------------------|----------------|



## Measurement Uncertainty

The assessed measurement uncertainty to ensure 95% confidence level for the normal distribution is with the coverage factor  $k = 2$ ,  $U=0.4$  dB for RF power output,  $k = 2$ ,  $U= 1.19$  dB for ERP/EIRP.



## Test Results

| LTE Band41 |            |         |                  |                      |           |
|------------|------------|---------|------------------|----------------------|-----------|
| Bandwidth  | Modulation | Channel | RB Configuration | Conducted Power(dBm) | EIRP(dBm) |
| 5M         | QPSK       | 39675   | 1RB#0            | 23.18                | 26.36     |
| 5M         | QPSK       | 39675   | 1RB#13           | 23.40                | 26.58     |
| 5M         | QPSK       | 39675   | 1RB#24           | 23.24                | 26.42     |
| 5M         | QPSK       | 39675   | 12RB#0           | 22.69                | 25.87     |
| 5M         | QPSK       | 39675   | 12RB#6           | 22.68                | 25.86     |
| 5M         | QPSK       | 39675   | 12RB#13          | 22.54                | 25.72     |
| 5M         | QPSK       | 39675   | 25RB#0           | 22.57                | 25.75     |
| 5M         | QPSK       | 40620   | 1RB#0            | 22.43                | 25.61     |
| 5M         | QPSK       | 40620   | 1RB#13           | 22.65                | 25.83     |
| 5M         | QPSK       | 40620   | 1RB#24           | 22.49                | 25.67     |
| 5M         | QPSK       | 40620   | 12RB#0           | 21.74                | 24.92     |
| 5M         | QPSK       | 40620   | 12RB#6           | 21.73                | 24.91     |
| 5M         | QPSK       | 40620   | 12RB#13          | 21.58                | 24.76     |
| 5M         | QPSK       | 40620   | 25RB#0           | 21.60                | 24.78     |
| 5M         | QPSK       | 41565   | 1RB#0            | 21.86                | 25.04     |
| 5M         | QPSK       | 41565   | 1RB#13           | 21.88                | 25.06     |
| 5M         | QPSK       | 41565   | 1RB#24           | 21.82                | 25.00     |
| 5M         | QPSK       | 41565   | 12RB#0           | 21.33                | 24.51     |
| 5M         | QPSK       | 41565   | 12RB#6           | 21.32                | 24.50     |
| 5M         | QPSK       | 41565   | 12RB#13          | 21.07                | 24.25     |
| 5M         | QPSK       | 41565   | 25RB#0           | 21.09                | 24.27     |
| 5M         | 16QAM      | 39675   | 1RB#0            | 21.19                | 24.37     |
| 5M         | 16QAM      | 39675   | 1RB#13           | 21.23                | 24.41     |
| 5M         | 16QAM      | 39675   | 1RB#24           | 21.15                | 24.33     |
| 5M         | 16QAM      | 39675   | 12RB#0           | 20.43                | 23.61     |



|    |       |       |         |       |       |
|----|-------|-------|---------|-------|-------|
| 5M | 16QAM | 39675 | 12RB#6  | 20.43 | 23.61 |
| 5M | 16QAM | 39675 | 12RB#13 | 20.18 | 23.36 |
| 5M | 16QAM | 39675 | 25RB#0  | 20.16 | 23.34 |
| 5M | 16QAM | 40620 | 1RB#0   | 22.21 | 25.39 |
| 5M | 16QAM | 40620 | 1RB#13  | 22.65 | 25.83 |
| 5M | 16QAM | 40620 | 1RB#24  | 22.63 | 25.81 |
| 5M | 16QAM | 40620 | 12RB#0  | 21.53 | 24.71 |
| 5M | 16QAM | 40620 | 12RB#6  | 21.52 | 24.70 |
| 5M | 16QAM | 40620 | 12RB#13 | 21.50 | 24.68 |
| 5M | 16QAM | 40620 | 25RB#0  | 21.39 | 24.57 |
| 5M | 16QAM | 41565 | 1RB#0   | 21.56 | 24.74 |
| 5M | 16QAM | 41565 | 1RB#13  | 21.93 | 25.11 |
| 5M | 16QAM | 41565 | 1RB#24  | 21.85 | 25.03 |
| 5M | 16QAM | 41565 | 12RB#0  | 20.54 | 23.72 |
| 5M | 16QAM | 41565 | 12RB#6  | 20.53 | 23.71 |
| 5M | 16QAM | 41565 | 12RB#13 | 20.50 | 23.68 |
| 5M | 16QAM | 41565 | 25RB#0  | 20.40 | 23.58 |
| 5M | 64QAM | 39750 | 1RB#0   | 21.77 | 24.95 |
| 5M | 64QAM | 39750 | 1RB#50  | 21.97 | 25.15 |
| 5M | 64QAM | 39750 | 1RB#99  | 21.83 | 25.01 |
| 5M | 64QAM | 39750 | 50RB#0  | 20.89 | 24.07 |
| 5M | 64QAM | 39750 | 50RB#25 | 20.89 | 24.07 |
| 5M | 64QAM | 39750 | 50RB#50 | 20.73 | 23.91 |
| 5M | 64QAM | 39750 | 100RB#0 | 20.78 | 23.96 |
| 5M | 64QAM | 40620 | 1RB#0   | 20.30 | 23.48 |
| 5M | 64QAM | 40620 | 1RB#50  | 20.30 | 23.48 |
| 5M | 64QAM | 40620 | 1RB#99  | 20.24 | 23.42 |
| 5M | 64QAM | 40620 | 50RB#0  | 19.52 | 22.70 |



|     |       |       |         |       |       |
|-----|-------|-------|---------|-------|-------|
| 5M  | 64QAM | 40620 | 50RB#25 | 19.52 | 22.70 |
| 5M  | 64QAM | 40620 | 50RB#50 | 19.24 | 22.42 |
| 5M  | 64QAM | 40620 | 100RB#0 | 19.24 | 22.42 |
| 5M  | 64QAM | 41490 | 1RB#0   | 20.66 | 23.84 |
| 5M  | 64QAM | 41490 | 1RB#50  | 21.04 | 24.22 |
| 5M  | 64QAM | 41490 | 1RB#99  | 21.01 | 24.19 |
| 5M  | 64QAM | 41490 | 50RB#0  | 19.79 | 22.97 |
| 5M  | 64QAM | 41490 | 50RB#25 | 19.79 | 22.97 |
| 5M  | 64QAM | 41490 | 50RB#50 | 19.80 | 22.98 |
| 5M  | 64QAM | 41490 | 100RB#0 | 19.57 | 22.75 |
| 10M | QPSK  | 39700 | 1RB#0   | 23.01 | 26.19 |
| 10M | QPSK  | 39700 | 1RB#25  | 23.19 | 26.37 |
| 10M | QPSK  | 39700 | 1RB#49  | 23.02 | 26.20 |
| 10M | QPSK  | 39700 | 25RB#0  | 22.35 | 25.53 |
| 10M | QPSK  | 39700 | 25RB#13 | 22.34 | 25.52 |
| 10M | QPSK  | 39700 | 25RB#25 | 22.28 | 25.46 |
| 10M | QPSK  | 39700 | 50RB#0  | 22.31 | 25.49 |
| 10M | QPSK  | 40620 | 1RB#0   | 22.39 | 25.57 |
| 10M | QPSK  | 40620 | 1RB#25  | 22.57 | 25.75 |
| 10M | QPSK  | 40620 | 1RB#49  | 22.39 | 25.57 |
| 10M | QPSK  | 40620 | 25RB#0  | 21.49 | 24.67 |
| 10M | QPSK  | 40620 | 25RB#13 | 21.49 | 24.67 |
| 10M | QPSK  | 40620 | 25RB#25 | 21.44 | 24.62 |
| 10M | QPSK  | 40620 | 50RB#0  | 21.40 | 24.58 |
| 10M | QPSK  | 41540 | 1RB#0   | 21.92 | 25.10 |
| 10M | QPSK  | 41540 | 1RB#25  | 21.92 | 25.10 |
| 10M | QPSK  | 41540 | 1RB#49  | 21.95 | 25.13 |
| 10M | QPSK  | 41540 | 25RB#0  | 20.96 | 24.14 |



|     |       |       |         |       |       |
|-----|-------|-------|---------|-------|-------|
| 10M | QPSK  | 41540 | 25RB#13 | 20.95 | 24.13 |
| 10M | QPSK  | 41540 | 25RB#25 | 20.91 | 24.09 |
| 10M | QPSK  | 41540 | 50RB#0  | 20.94 | 24.12 |
| 10M | 16QAM | 39700 | 1RB#0   | 20.98 | 24.16 |
| 10M | 16QAM | 39700 | 1RB#25  | 21.04 | 24.22 |
| 10M | 16QAM | 39700 | 1RB#49  | 21.03 | 24.21 |
| 10M | 16QAM | 39700 | 25RB#0  | 20.06 | 23.24 |
| 10M | 16QAM | 39700 | 25RB#13 | 20.06 | 23.24 |
| 10M | 16QAM | 39700 | 25RB#25 | 20.01 | 23.19 |
| 10M | 16QAM | 39700 | 50RB#0  | 20.00 | 23.18 |
| 10M | 16QAM | 40620 | 1RB#0   | 22.18 | 25.36 |
| 10M | 16QAM | 40620 | 1RB#25  | 22.26 | 25.44 |
| 10M | 16QAM | 40620 | 1RB#49  | 22.61 | 25.79 |
| 10M | 16QAM | 40620 | 25RB#0  | 20.87 | 24.05 |
| 10M | 16QAM | 40620 | 25RB#13 | 20.86 | 24.04 |
| 10M | 16QAM | 40620 | 25RB#25 | 21.22 | 24.40 |
| 10M | 16QAM | 40620 | 50RB#0  | 21.11 | 24.29 |
| 10M | 16QAM | 41540 | 1RB#0   | 20.98 | 24.16 |
| 10M | 16QAM | 41540 | 1RB#25  | 21.11 | 24.29 |
| 10M | 16QAM | 41540 | 1RB#49  | 21.46 | 24.64 |
| 10M | 16QAM | 41540 | 25RB#0  | 19.88 | 23.06 |
| 10M | 16QAM | 41540 | 25RB#13 | 19.89 | 23.07 |
| 10M | 16QAM | 41540 | 25RB#25 | 20.26 | 23.44 |
| 10M | 16QAM | 41540 | 50RB#0  | 20.13 | 23.31 |
| 10M | 64QAM | 39750 | 1RB#0   | 21.51 | 24.69 |
| 10M | 64QAM | 39750 | 1RB#50  | 21.66 | 24.84 |
| 10M | 64QAM | 39750 | 1RB#99  | 21.50 | 24.68 |
| 10M | 64QAM | 39750 | 50RB#0  | 20.75 | 23.93 |



|     |       |       |         |       |       |
|-----|-------|-------|---------|-------|-------|
| 10M | 64QAM | 39750 | 50RB#25 | 20.74 | 23.92 |
| 10M | 64QAM | 39750 | 50RB#50 | 20.69 | 23.87 |
| 10M | 64QAM | 39750 | 100RB#0 | 20.66 | 23.84 |
| 10M | 64QAM | 40620 | 1RB#0   | 20.13 | 23.31 |
| 10M | 64QAM | 40620 | 1RB#50  | 20.14 | 23.32 |
| 10M | 64QAM | 40620 | 1RB#99  | 20.15 | 23.33 |
| 10M | 64QAM | 40620 | 50RB#0  | 19.26 | 22.44 |
| 10M | 64QAM | 40620 | 50RB#25 | 19.26 | 22.44 |
| 10M | 64QAM | 40620 | 50RB#50 | 19.20 | 22.38 |
| 10M | 64QAM | 40620 | 100RB#0 | 19.22 | 22.40 |
| 10M | 64QAM | 41490 | 1RB#0   | 20.68 | 23.86 |
| 10M | 64QAM | 41490 | 1RB#50  | 20.84 | 24.02 |
| 10M | 64QAM | 41490 | 1RB#99  | 21.28 | 24.46 |
| 10M | 64QAM | 41490 | 50RB#0  | 19.20 | 22.38 |
| 10M | 64QAM | 41490 | 50RB#25 | 19.19 | 22.37 |
| 10M | 64QAM | 41490 | 50RB#50 | 19.64 | 22.82 |
| 10M | 64QAM | 41490 | 100RB#0 | 19.39 | 22.57 |
| 15M | QPSK  | 39725 | 1RB#0   | 23.20 | 26.38 |
| 15M | QPSK  | 39725 | 1RB#38  | 23.07 | 26.25 |
| 15M | QPSK  | 39725 | 1RB#74  | 23.08 | 26.26 |
| 15M | QPSK  | 39725 | 36RB#0  | 22.21 | 25.39 |
| 15M | QPSK  | 39725 | 36RB#18 | 22.21 | 25.39 |
| 15M | QPSK  | 39725 | 36RB#39 | 22.03 | 25.21 |
| 15M | QPSK  | 39725 | 75RB#0  | 22.08 | 25.26 |
| 15M | QPSK  | 40620 | 1RB#0   | 22.59 | 25.77 |
| 15M | QPSK  | 40620 | 1RB#38  | 22.38 | 25.56 |
| 15M | QPSK  | 40620 | 1RB#74  | 22.49 | 25.67 |
| 15M | QPSK  | 40620 | 36RB#0  | 21.33 | 24.51 |



|     |       |       |         |       |       |
|-----|-------|-------|---------|-------|-------|
| 15M | QPSK  | 40620 | 36RB#18 | 21.33 | 24.51 |
| 15M | QPSK  | 40620 | 36RB#39 | 21.17 | 24.35 |
| 15M | QPSK  | 40620 | 75RB#0  | 21.20 | 24.38 |
| 15M | QPSK  | 41515 | 1RB#0   | 22.04 | 25.22 |
| 15M | QPSK  | 41515 | 1RB#38  | 21.79 | 24.97 |
| 15M | QPSK  | 41515 | 1RB#74  | 22.09 | 25.27 |
| 15M | QPSK  | 41515 | 36RB#0  | 20.90 | 24.08 |
| 15M | QPSK  | 41515 | 36RB#18 | 20.89 | 24.07 |
| 15M | QPSK  | 41515 | 36RB#39 | 20.96 | 24.14 |
| 15M | QPSK  | 41515 | 75RB#0  | 20.90 | 24.08 |
| 15M | 16QAM | 39725 | 1RB#0   | 21.10 | 24.28 |
| 15M | 16QAM | 39725 | 1RB#38  | 20.91 | 24.09 |
| 15M | 16QAM | 39725 | 1RB#74  | 21.17 | 24.35 |
| 15M | 16QAM | 39725 | 36RB#0  | 20.00 | 23.18 |
| 15M | 16QAM | 39725 | 36RB#18 | 19.99 | 23.17 |
| 15M | 16QAM | 39725 | 36RB#39 | 20.06 | 23.24 |
| 15M | 16QAM | 39725 | 75RB#0  | 19.98 | 23.16 |
| 15M | 16QAM | 40620 | 1RB#0   | 22.00 | 25.18 |
| 15M | 16QAM | 40620 | 1RB#38  | 22.00 | 25.18 |
| 15M | 16QAM | 40620 | 1RB#74  | 22.82 | 26.00 |
| 15M | 16QAM | 40620 | 36RB#0  | 20.71 | 23.89 |
| 15M | 16QAM | 40620 | 36RB#18 | 20.70 | 23.88 |
| 15M | 16QAM | 40620 | 36RB#39 | 21.08 | 24.26 |
| 15M | 16QAM | 40620 | 75RB#0  | 20.97 | 24.15 |
| 15M | 16QAM | 41515 | 1RB#0   | 20.93 | 24.11 |
| 15M | 16QAM | 41515 | 1RB#38  | 21.09 | 24.27 |
| 15M | 16QAM | 41515 | 1RB#74  | 21.79 | 24.97 |
| 15M | 16QAM | 41515 | 36RB#0  | 19.70 | 22.88 |





|     |       |       |         |       |       |
|-----|-------|-------|---------|-------|-------|
| 15M | 16QAM | 41515 | 36RB#18 | 19.71 | 22.89 |
| 15M | 16QAM | 41515 | 36RB#39 | 20.12 | 23.30 |
| 15M | 16QAM | 41515 | 75RB#0  | 20.01 | 23.19 |
| 15M | 64QAM | 39750 | 1RB#0   | 21.91 | 25.09 |
| 15M | 64QAM | 39750 | 1RB#50  | 21.69 | 24.87 |
| 15M | 64QAM | 39750 | 1RB#99  | 21.78 | 24.96 |
| 15M | 64QAM | 39750 | 50RB#0  | 20.63 | 23.81 |
| 15M | 64QAM | 39750 | 50RB#25 | 20.63 | 23.81 |
| 15M | 64QAM | 39750 | 50RB#50 | 20.47 | 23.65 |
| 15M | 64QAM | 39750 | 100RB#0 | 20.50 | 23.68 |
| 15M | 64QAM | 40620 | 1RB#0   | 20.43 | 23.61 |
| 15M | 64QAM | 40620 | 1RB#50  | 20.13 | 23.31 |
| 15M | 64QAM | 40620 | 1RB#99  | 20.38 | 23.56 |
| 15M | 64QAM | 40620 | 50RB#0  | 19.25 | 22.43 |
| 15M | 64QAM | 40620 | 50RB#25 | 19.25 | 22.43 |
| 15M | 64QAM | 40620 | 50RB#50 | 19.27 | 22.45 |
| 15M | 64QAM | 40620 | 100RB#0 | 19.19 | 22.37 |
| 15M | 64QAM | 41490 | 1RB#0   | 20.32 | 23.50 |
| 15M | 64QAM | 41490 | 1RB#50  | 20.36 | 23.54 |
| 15M | 64QAM | 41490 | 1RB#99  | 21.16 | 24.34 |
| 15M | 64QAM | 41490 | 50RB#0  | 18.98 | 22.16 |
| 15M | 64QAM | 41490 | 50RB#25 | 18.97 | 22.15 |
| 15M | 64QAM | 41490 | 50RB#50 | 19.41 | 22.59 |
| 15M | 64QAM | 41490 | 100RB#0 | 19.28 | 22.46 |
| 20M | QPSK  | 39750 | 1RB#0   | 23.09 | 26.27 |
| 20M | QPSK  | 39750 | 1RB#50  | 22.92 | 26.10 |
| 20M | QPSK  | 39750 | 1RB#99  | 22.85 | 26.03 |
| 20M | QPSK  | 39750 | 50RB#0  | 22.27 | 25.45 |



|     |       |       |         |       |       |
|-----|-------|-------|---------|-------|-------|
| 20M | QPSK  | 39750 | 50RB#25 | 22.27 | 25.45 |
| 20M | QPSK  | 39750 | 50RB#50 | 22.09 | 25.27 |
| 20M | QPSK  | 39750 | 100RB#0 | 22.14 | 25.32 |
| 20M | QPSK  | 40620 | 1RB#0   | 22.30 | 25.48 |
| 20M | QPSK  | 40620 | 1RB#50  | 22.13 | 25.31 |
| 20M | QPSK  | 40620 | 1RB#99  | 22.09 | 25.27 |
| 20M | QPSK  | 40620 | 50RB#0  | 21.40 | 24.58 |
| 20M | QPSK  | 40620 | 50RB#25 | 21.40 | 24.58 |
| 20M | QPSK  | 40620 | 50RB#50 | 21.22 | 24.40 |
| 20M | QPSK  | 40620 | 100RB#0 | 21.24 | 24.42 |
| 20M | QPSK  | 41490 | 1RB#0   | 21.96 | 25.14 |
| 20M | QPSK  | 41490 | 1RB#50  | 21.82 | 25.00 |
| 20M | QPSK  | 41490 | 1RB#99  | 22.01 | 25.19 |
| 20M | QPSK  | 41490 | 50RB#0  | 20.92 | 24.10 |
| 20M | QPSK  | 41490 | 50RB#25 | 20.92 | 24.10 |
| 20M | QPSK  | 41490 | 50RB#50 | 20.99 | 24.17 |
| 20M | QPSK  | 41490 | 100RB#0 | 20.89 | 24.07 |
| 20M | 16QAM | 39750 | 1RB#0   | 20.97 | 24.15 |
| 20M | 16QAM | 39750 | 1RB#50  | 20.85 | 24.03 |
| 20M | 16QAM | 39750 | 1RB#99  | 20.98 | 24.16 |
| 20M | 16QAM | 39750 | 50RB#0  | 19.99 | 23.17 |
| 20M | 16QAM | 39750 | 50RB#25 | 19.99 | 23.17 |
| 20M | 16QAM | 39750 | 50RB#50 | 20.05 | 23.23 |
| 20M | 16QAM | 39750 | 100RB#0 | 19.99 | 23.17 |
| 20M | 16QAM | 40620 | 1RB#0   | 21.75 | 24.93 |
| 20M | 16QAM | 40620 | 1RB#50  | 21.91 | 25.09 |
| 20M | 16QAM | 40620 | 1RB#99  | 22.71 | 25.89 |
| 20M | 16QAM | 40620 | 50RB#0  | 20.58 | 23.76 |



|     |       |       |         |       |       |
|-----|-------|-------|---------|-------|-------|
| 20M | 16QAM | 40620 | 50RB#25 | 20.63 | 23.81 |
| 20M | 16QAM | 40620 | 50RB#50 | 21.04 | 24.22 |
| 20M | 16QAM | 40620 | 100RB#0 | 20.89 | 24.07 |
| 20M | 16QAM | 41490 | 1RB#0   | 20.33 | 23.51 |
| 20M | 16QAM | 41490 | 1RB#50  | 20.57 | 23.75 |
| 20M | 16QAM | 41490 | 1RB#99  | 21.40 | 24.58 |
| 20M | 16QAM | 41490 | 50RB#0  | 19.68 | 22.86 |
| 20M | 16QAM | 41490 | 50RB#25 | 19.67 | 22.85 |
| 20M | 16QAM | 41490 | 50RB#50 | 20.16 | 23.34 |
| 20M | 16QAM | 41490 | 100RB#0 | 19.96 | 23.14 |
| 20M | 64QAM | 39750 | 1RB#0   | 21.63 | 24.81 |
| 20M | 64QAM | 39750 | 1RB#50  | 21.47 | 24.65 |
| 20M | 64QAM | 39750 | 1RB#99  | 21.50 | 24.68 |
| 20M | 64QAM | 39750 | 50RB#0  | 20.73 | 23.91 |
| 20M | 64QAM | 39750 | 50RB#25 | 20.73 | 23.91 |
| 20M | 64QAM | 39750 | 50RB#50 | 20.57 | 23.75 |
| 20M | 64QAM | 39750 | 100RB#0 | 20.55 | 23.73 |
| 20M | 64QAM | 40620 | 1RB#0   | 20.33 | 23.51 |
| 20M | 64QAM | 40620 | 1RB#50  | 20.12 | 23.30 |
| 20M | 64QAM | 40620 | 1RB#99  | 20.29 | 23.47 |
| 20M | 64QAM | 40620 | 50RB#0  | 19.29 | 22.47 |
| 20M | 64QAM | 40620 | 50RB#25 | 19.29 | 22.47 |
| 20M | 64QAM | 40620 | 50RB#50 | 19.29 | 22.47 |
| 20M | 64QAM | 40620 | 100RB#0 | 19.25 | 22.43 |
| 20M | 64QAM | 41490 | 1RB#0   | 19.74 | 22.92 |
| 20M | 64QAM | 41490 | 1RB#50  | 19.92 | 23.10 |
| 20M | 64QAM | 41490 | 1RB#99  | 20.84 | 24.02 |
| 20M | 64QAM | 41490 | 50RB#0  | 19.04 | 22.22 |



|     |       |       |         |       |       |
|-----|-------|-------|---------|-------|-------|
| 20M | 64QAM | 41490 | 50RB#25 | 19.03 | 22.21 |
| 20M | 64QAM | 41490 | 50RB#50 | 19.48 | 22.66 |
| 20M | 64QAM | 41490 | 100RB#0 | 19.27 | 22.45 |

## 5.2 Occupied Bandwidth

### Ambient condition

|             |                   |          |
|-------------|-------------------|----------|
| Temperature | Relative humidity | Pressure |
| 23°C ~25°C  | 45%~50%           | 101.5kPa |

### Method of Measurement

The EUT was connected to Spectrum Analyzer and Base Station Simulator via power Splitter. The occupied bandwidth is measured using spectrum analyzer.

RBW is set to 100 kHz, VBW is set to 300 kHz for LTE Band 41(5MHz).

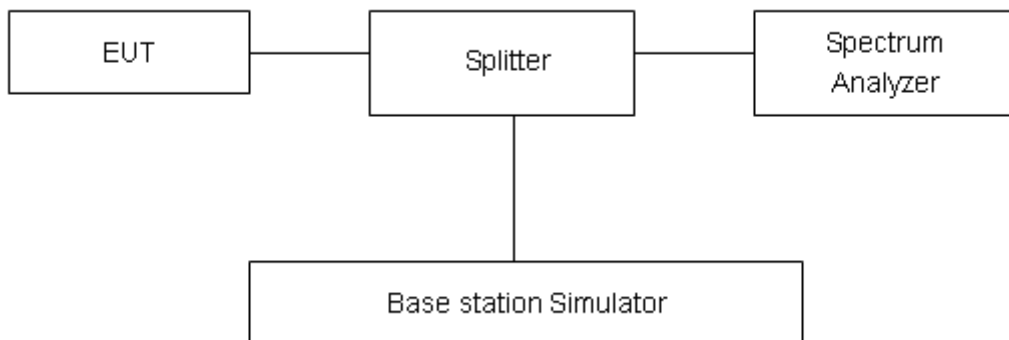
RBW is set to 200 kHz, VBW is set to 620 kHz for LTE Band 41 (10MHz).

RBW is set to 300 kHz, VBW is set to 910 kHz for LTE Band 41 (15MHz).

RBW is set to 430 kHz, VBW is set to 1.2 MHz for LTE Band 41 (20MHz).

99% power and -26dBc occupied bandwidths are recorded. Spectrum analyzer plots are included on the following pages.

### Test Setup



### Limits

No specific occupied bandwidth requirements in part 2.1049.

### Measurement Uncertainty

The assessed measurement uncertainty to ensure 95% confidence level for the normal distribution is with the coverage factor  $k = 2$ ,  $U=624\text{Hz}$ .

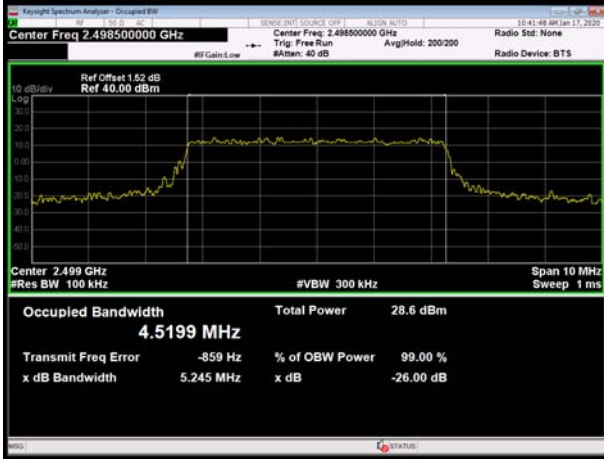


## Test Result

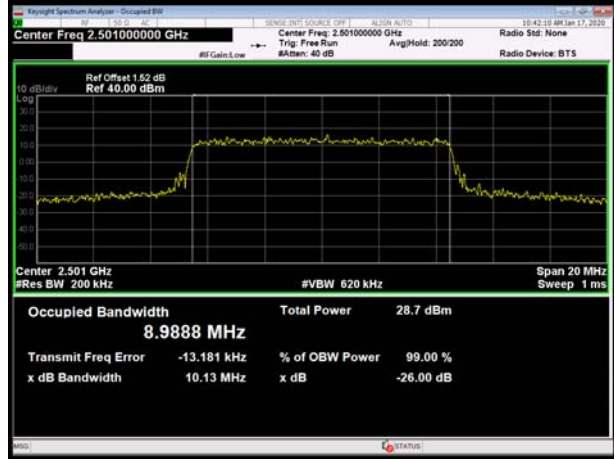
| LTE Band41 |            |                 |         |                 |                          |                       |
|------------|------------|-----------------|---------|-----------------|--------------------------|-----------------------|
| RB         | Modulation | Bandwidth (MHz) | Channel | Frequency (MHz) | 99% Power Bandwidth(MHz) | -26dBc Bandwidth(MHz) |
| 100%       | QPSK       | 5               | 39675   | 2498.5          | 4.5199                   | 5.245                 |
|            |            |                 | 40620   | 2593.0          | 4.5251                   | 5.186                 |
|            |            |                 | 41565   | 2687.5          | 4.5307                   | 5.350                 |
|            |            | 10              | 39700   | 2501.0          | 8.9888                   | 10.130                |
|            |            |                 | 40620   | 2593.0          | 9.0026                   | 10.020                |
|            |            |                 | 41540   | 2685.0          | 8.9829                   | 9.843                 |
|            |            | 15              | 39725   | 2503.5          | 13.5210                  | 14.490                |
|            |            |                 | 40620   | 2593.0          | 13.4360                  | 14.490                |
|            |            |                 | 41515   | 2682.5          | 13.4490                  | 14.390                |
|            |            | 20              | 39750   | 2506.0          | 18.0060                  | 19.390                |
|            |            |                 | 40620   | 2593.0          | 17.9220                  | 19.820                |
|            |            |                 | 41490   | 2680.0          | 17.9220                  | 19.360                |
|            | 16QAM      | 5               | 39675   | 2498.5          | 4.5289                   | 5.219                 |
|            |            |                 | 40620   | 2593.0          | 4.5168                   | 5.297                 |
|            |            |                 | 41565   | 2687.5          | 4.5130                   | 5.165                 |
|            |            | 10              | 39700   | 2501.0          | 8.9852                   | 9.800                 |
|            |            |                 | 40620   | 2593.0          | 8.9846                   | 9.791                 |
|            |            |                 | 41540   | 2685.0          | 8.9829                   | 9.847                 |
|            |            | 15              | 39725   | 2503.5          | 13.4850                  | 14.740                |
|            |            |                 | 40620   | 2593.0          | 13.4810                  | 14.620                |
|            |            |                 | 41515   | 2682.5          | 13.4930                  | 15.070                |
|            |            | 20              | 39750   | 2506.0          | 17.9470                  | 19.180                |
|            |            |                 | 40620   | 2593.0          | 17.9280                  | 19.130                |
|            |            |                 | 41490   | 2680.0          | 17.9600                  | 19.170                |
|            | 64QAM      | 5               | 39675   | 2498.5          | 4.5253                   | 5.182                 |
|            |            |                 | 40620   | 2593.0          | 4.5327                   | 5.314                 |
|            |            |                 | 41565   | 2687.5          | 4.5289                   | 5.251                 |
|            |            | 10              | 39700   | 2501.0          | 8.9815                   | 9.784                 |
|            |            |                 | 40620   | 2593.0          | 8.9764                   | 9.699                 |
|            |            |                 | 41540   | 2685.0          | 8.9711                   | 9.969                 |
|            |            | 15              | 39725   | 2503.5          | 13.4220                  | 14.510                |
|            |            |                 | 40620   | 2593.0          | 13.4510                  | 14.510                |
|            |            |                 | 41515   | 2682.5          | 13.4680                  | 15.100                |
|            |            | 20              | 39750   | 2506.0          | 17.9150                  | 19.150                |
|            |            |                 | 40620   | 2593.0          | 17.9430                  | 19.060                |
|            |            |                 | 41490   | 2680.0          | 17.9570                  | 19.150                |



LTE Band 41 QPSK 5MHz CH-Low



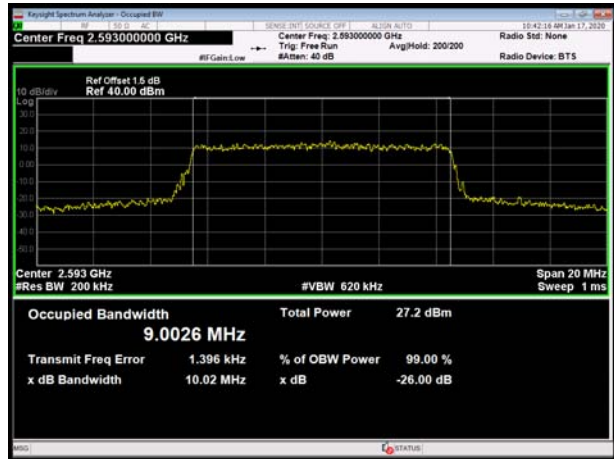
LTE Band 41 QPSK 10MHz CH-Low



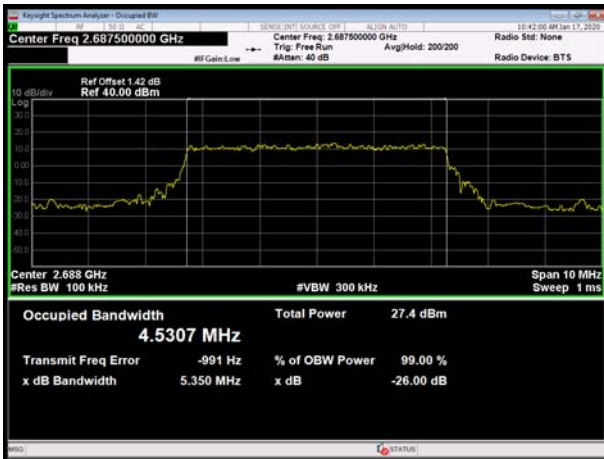
LTE Band 41 QPSK 5MHz CH-Middle



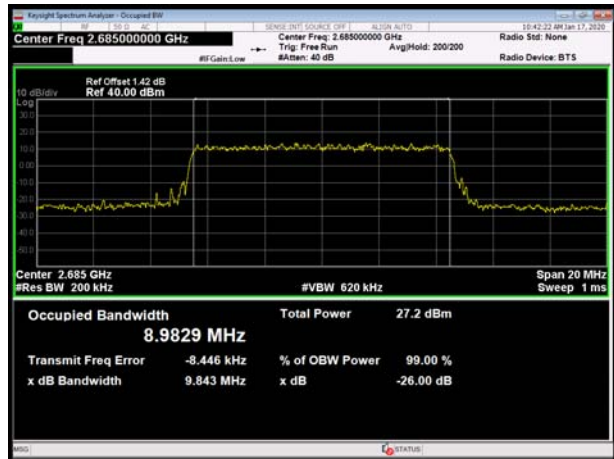
LTE Band 41 QPSK 10MHz CH-Middle



LTE Band 41 QPSK 5MHz CH-High

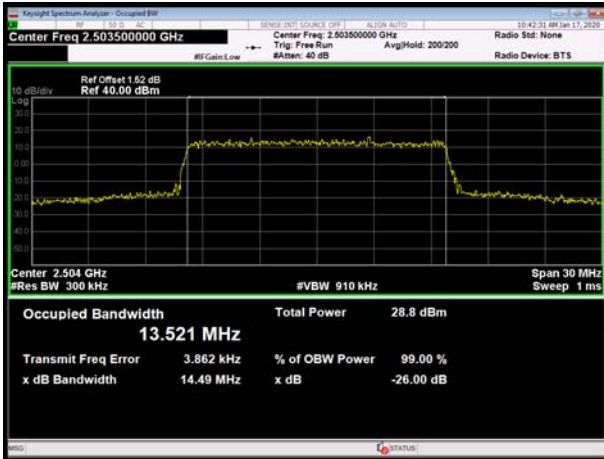


LTE Band 41 QPSK 10MHz CH-High

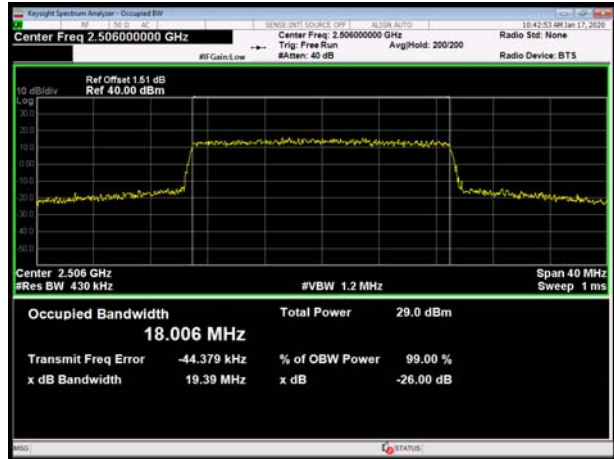




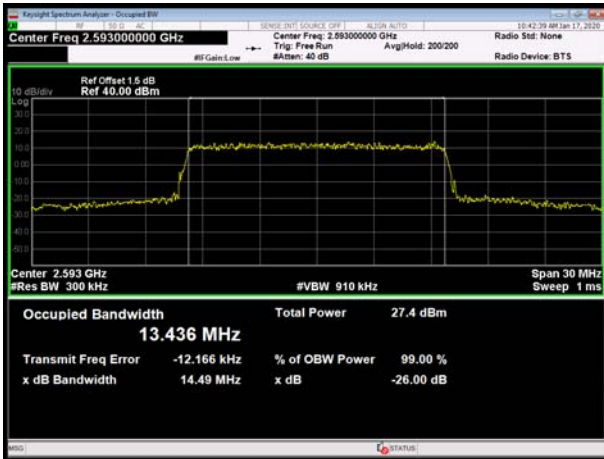
LTE Band 41 QPSK 15MHz CH-Low



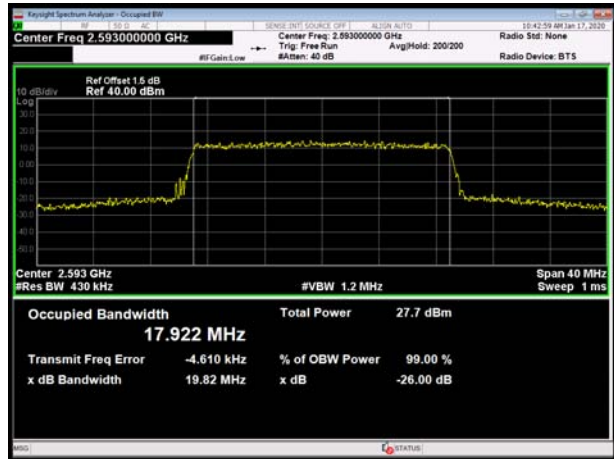
LTE Band 41 QPSK 20MHz CH-Low



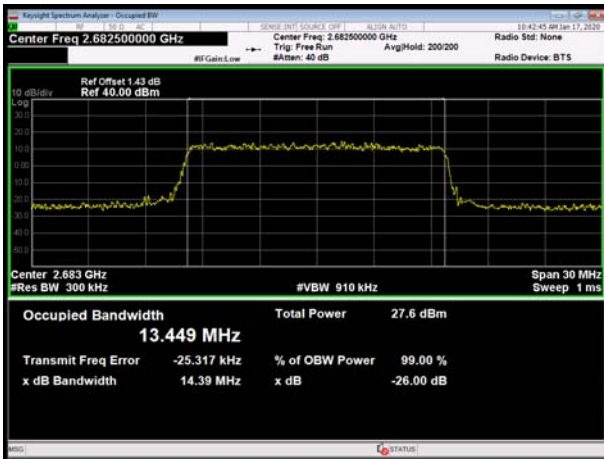
LTE Band 41 QPSK 15MHz CH-Middle



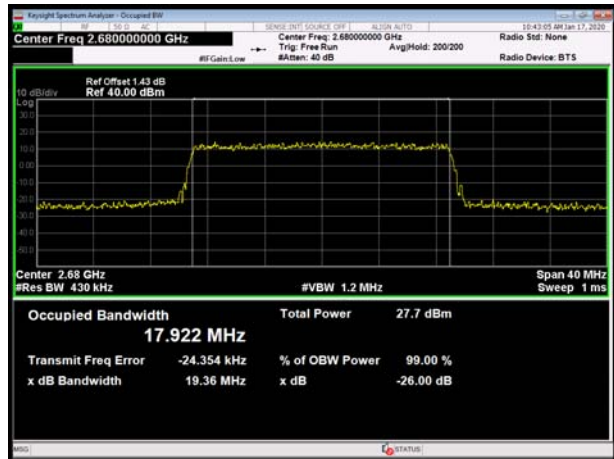
LTE Band 41 QPSK 20MHz CH-Middle



LTE Band 41 QPSK 15MHz CH-High



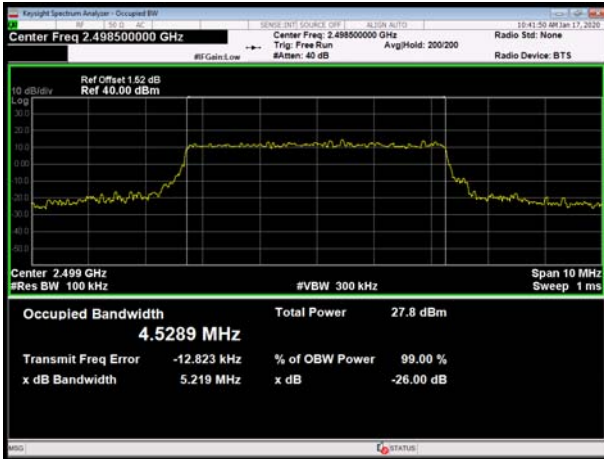
LTE Band 41 QPSK 20MHz CH-High



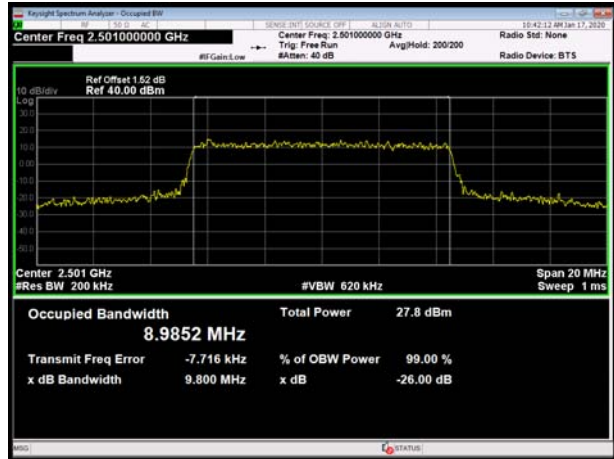




LTE Band 41 16QAM 5MHz CH-Low



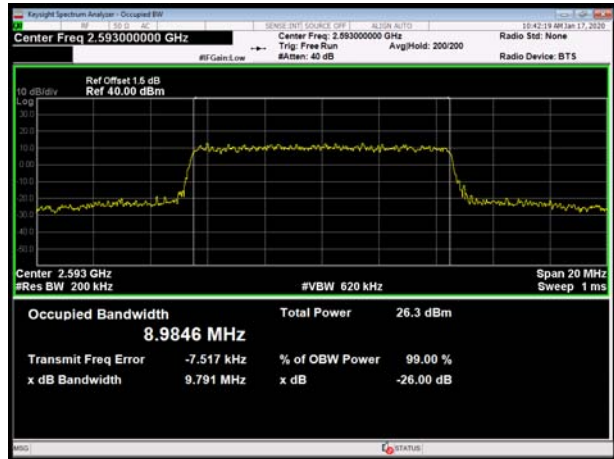
LTE Band 41 16QAM 10MHz CH-Low



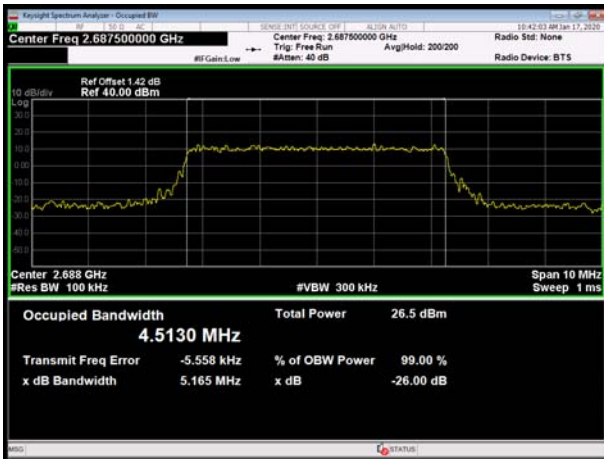
LTE Band 41 16QAM 5MHz CH-Middle



LTE Band 41 16QAM 10MHz CH-Middle



LTE Band 41 16QAM 5MHz CH-High

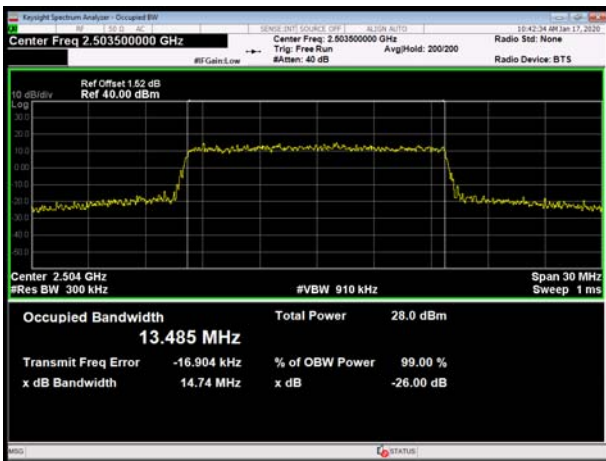


LTE Band 41 16QAM 10MHz CH-High





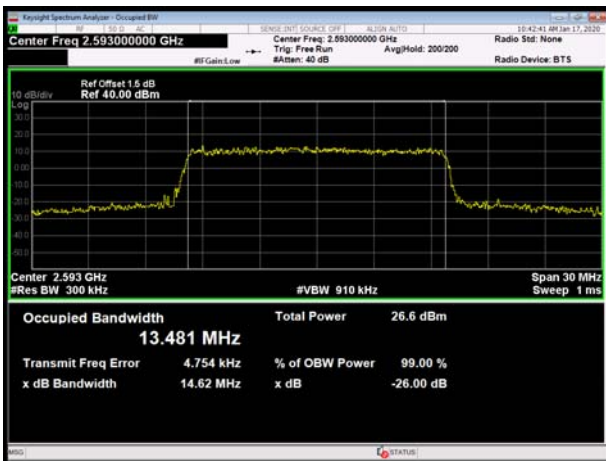
### LTE Band 41 16QAM 15MHz CH-Low



### LTE Band 41 16QAM 20MHz CH-Low



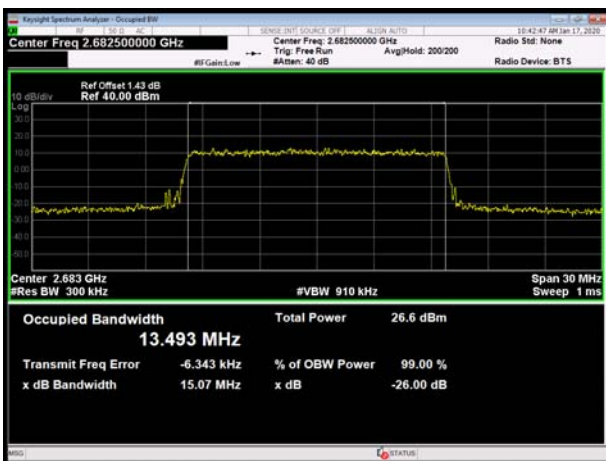
### LTE Band 41 16QAM 15MHz CH-Middle



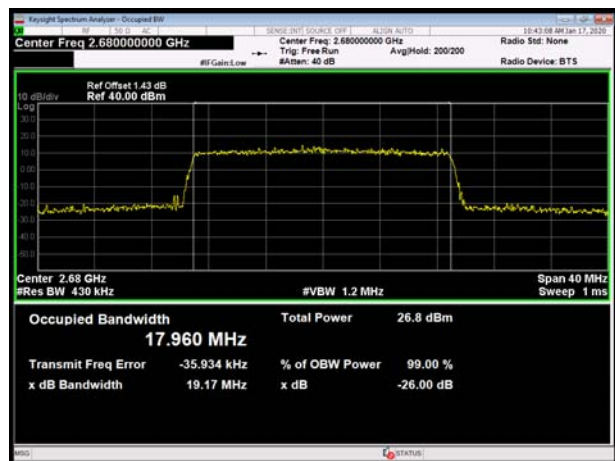
### LTE Band 41 16QAM 20MHz CH-Middle



### LTE Band 41 16QAM 15MHz CH-High

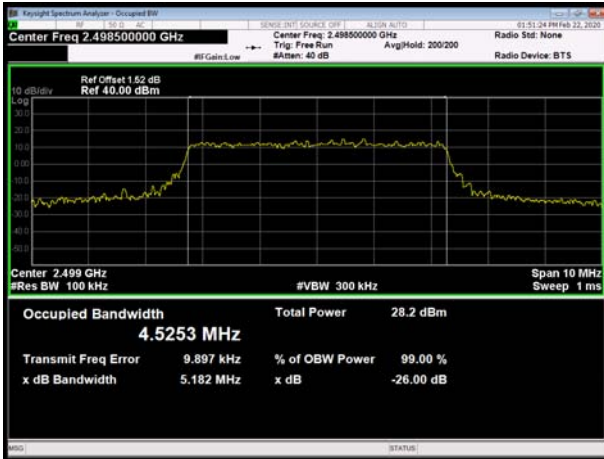


### LTE Band 41 16QAM 20MHz CH-High





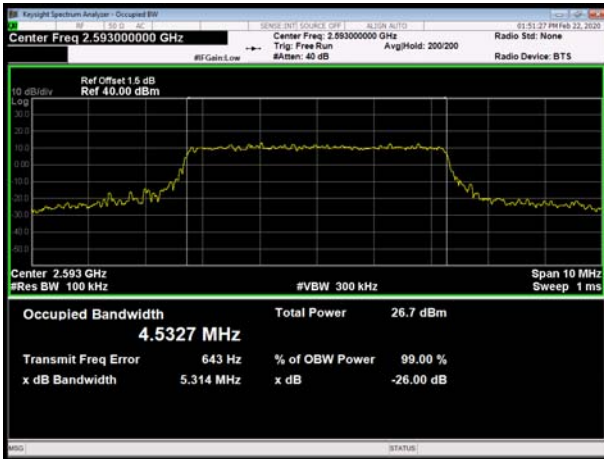
LTE Band 41 64QAM 5MHz CH-Low



LTE Band 41 64QAM 10MHz CH-Low



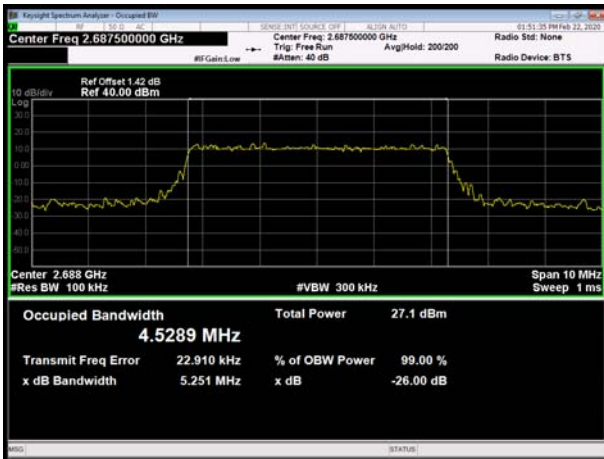
LTE Band 41 64QAM 5MHz CH-Middle



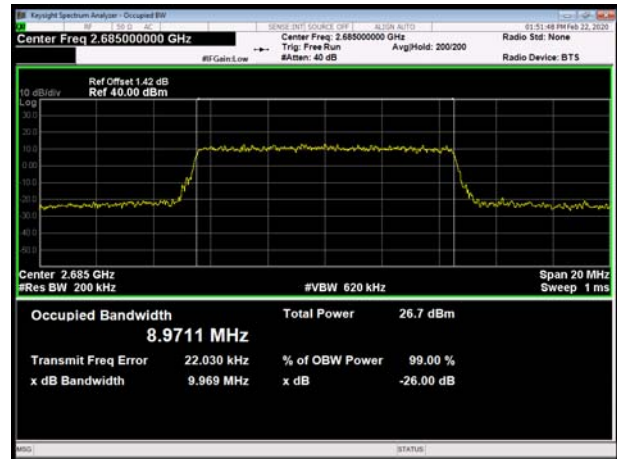
LTE Band 41 64QAM 10MHz CH-Middle



LTE Band 41 64QAM 5MHz CH-High



LTE Band 41 64QAM 10MHz CH-High





### LTE Band 41 64QAM 15MHz CH-Low



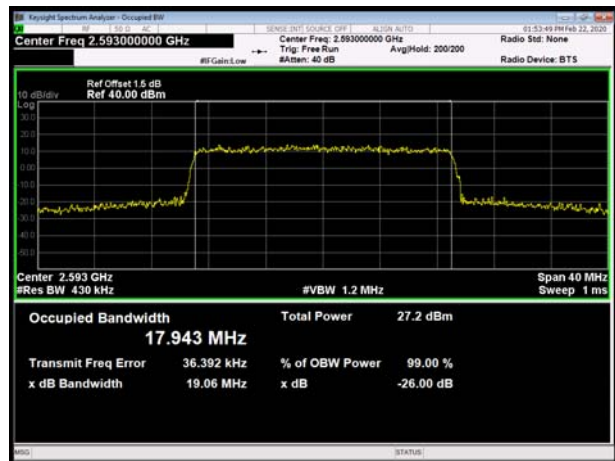
### LTE Band 41 64QAM 20MHz CH-Low



### LTE Band 41 64QAM 15MHz CH-Middle



### LTE Band 41 64QAM 20MHz CH-Middle



### LTE Band 41 64QAM 15MHz CH-High



### LTE Band 41 64QAM 20MHz CH-High



### 5.3 Band Edge Compliance

#### Ambient condition

| Temperature | Relative humidity | Pressure |
|-------------|-------------------|----------|
| 23°C ~25°C  | 45%~50%           | 101.5kPa |

#### Method of Measurement

The EUT was connected to Spectrum Analyzer and Base Station Simulator via power Splitter. The band edge of the lowest and highest channels were measured.

The testing follows KDB 971168 D01 v03r01 Section 6.0

The EUT was connected to spectrum analyzer and system simulator via a power divider.

The band edges of low and high channels for the highest RF powers were measured.

For LTE Band 41 Set RBW  $\geq$  1% EBW in the 1MHz band immediately outside and adjacent to the band edge. Beyond the 1 MHz band from the band edge, RBW=1MHz was used.

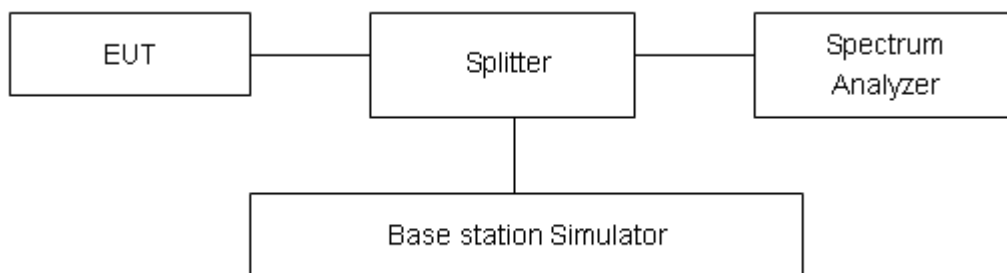
on spectrum analyzer.

Set spectrum analyzer with RMS detector.

The RF fundamental frequency should be excluded against the limit line in the operating frequency band.

Checked that all the results comply with the emission limit line.

#### Test Setup



#### Limits

Rule Part 27.53(m) (4)/ specifies that “for BRS and EBS stations. For mobile digital stations, the attenuation factor shall be not less than  $40 + 10 \log (P)$  dB on all frequencies between the channel edge and 5 megahertz from the channel edge,  $43 + 10 \log (P)$  dB on all frequencies between 5 megahertz and X megahertz from the channel edge, and  $55 + 10 \log (P)$  dB on all frequencies more than X megahertz from the channel edge, where X is the greater of 6 megahertz or the actual emission bandwidth as defined in paragraph (m)(4) of this section. In addition, the attenuation factor shall not be less that  $43 + 10 \log (P)$  dB on all frequencies between 2490.5 MHz and 2496 MHz and



55 + 10 log (P) dB at or below 2490.5 MHz. Mobile Satellite Service licensees operating on frequencies below 2495 MHz may also submit a documented interference complaint against BRS licensees operating on channel BRS Channel 1 on the same terms and conditions as adjacent channel BRS or EBS licensees.

Example:

The limit line is derived from 43 + 10log (P) dB below the transmitter power P(Watts)

$$= P(W) - [43 + 10\log(P)] \text{ (dB)}$$

$$= [30 + 10\log (P)] \text{ (dBm)} - [43 + 10\log(P)] \text{ (dB)} = -13\text{dBm}.$$

### Measurement Uncertainty

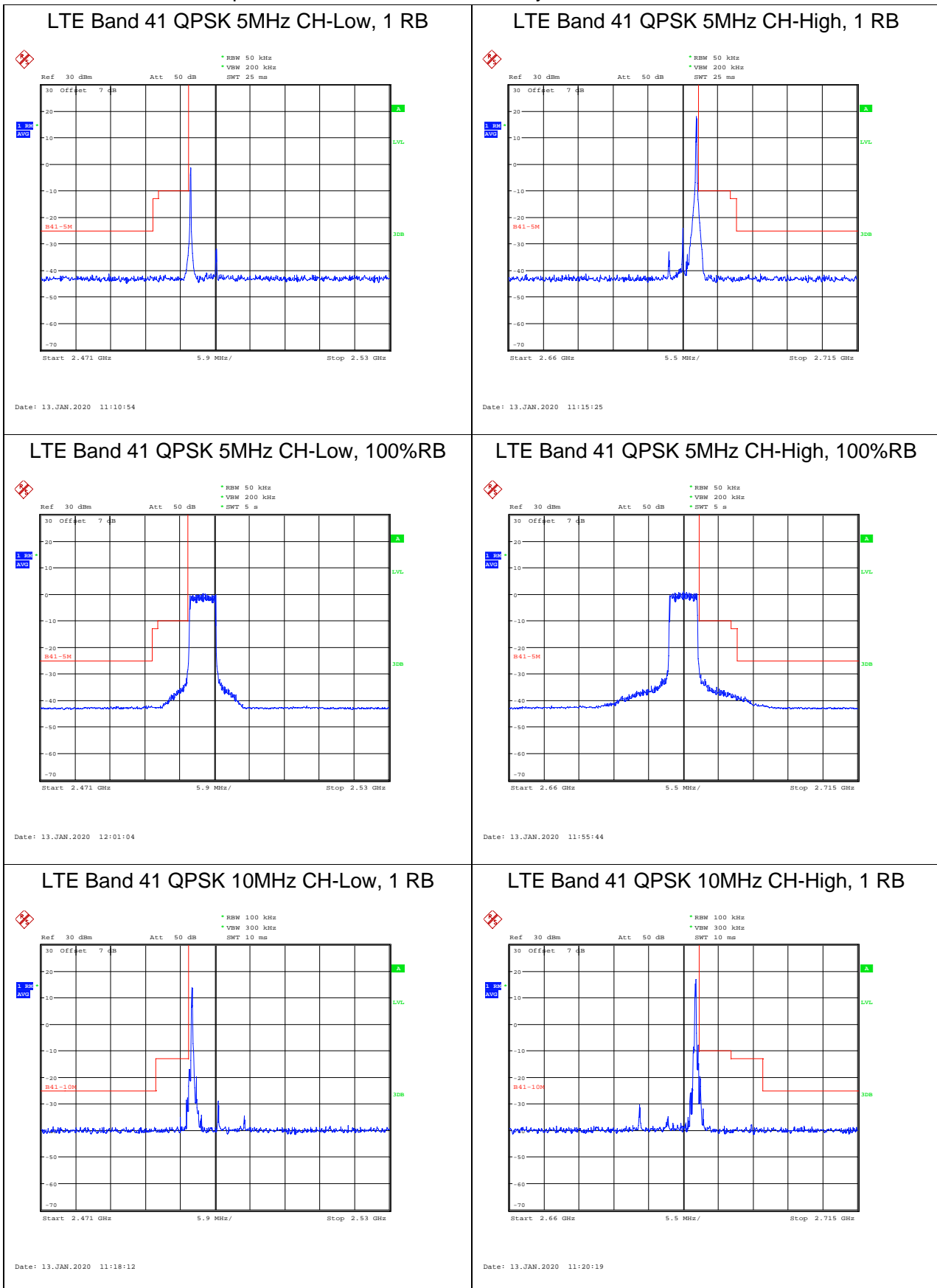
The assessed measurement uncertainty to ensure 95% confidence level for the normal distribution is with the coverage factor  $k = 1.96$ ,  $U=0.684\text{dB}$ .





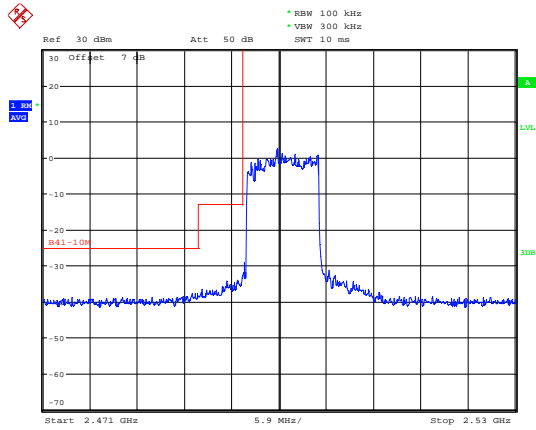
### Test Result

All the test traces in the plots shows the test results clearly.



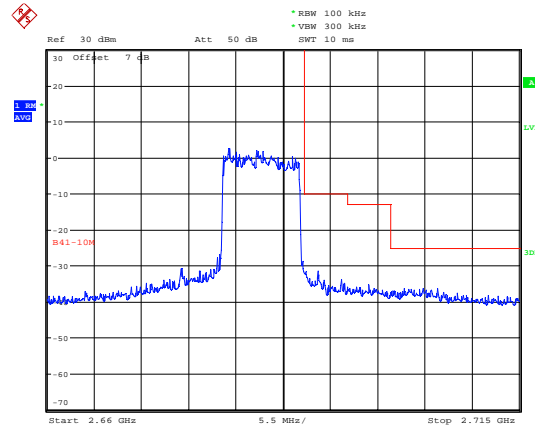


### LTE Band 41 QPSK 10MHz CH-Low, 100%RB



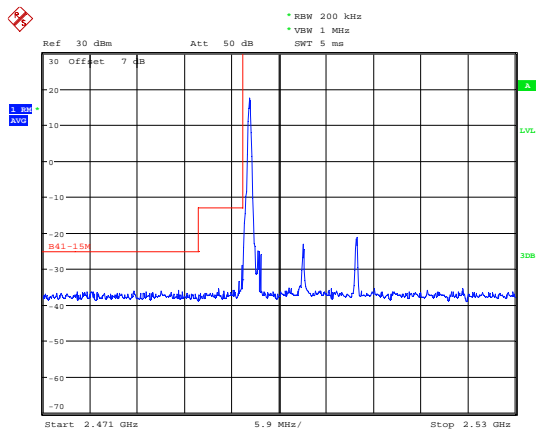
Date: 13.JAN.2020 11:18:26

### LTE Band 41 QPSK 10MHz CH-High, 100%RB



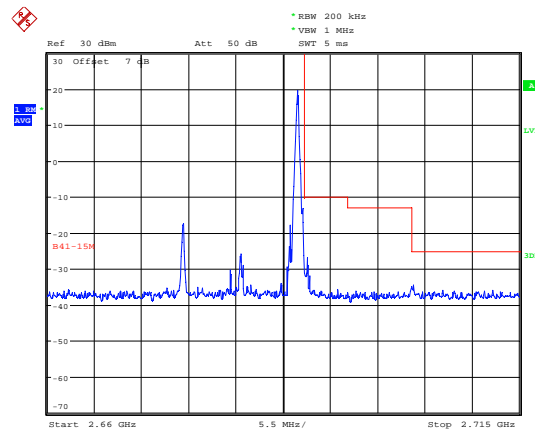
Date: 13.JAN.2020 11:20:28

### LTE Band 41 QPSK 15MHz CH-Low, 1 RB



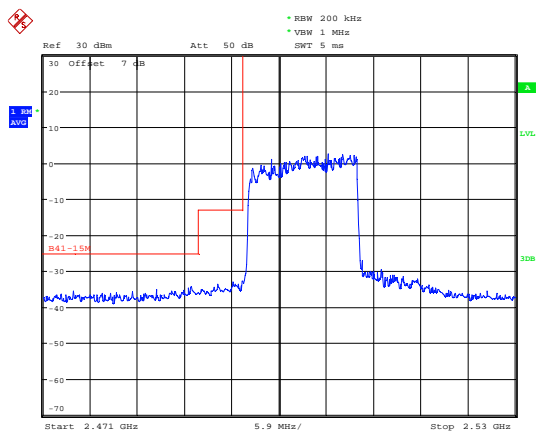
Date: 13.JAN.2020 11:22:43

### LTE Band 41 QPSK 15MHz CH-High, 1 RB



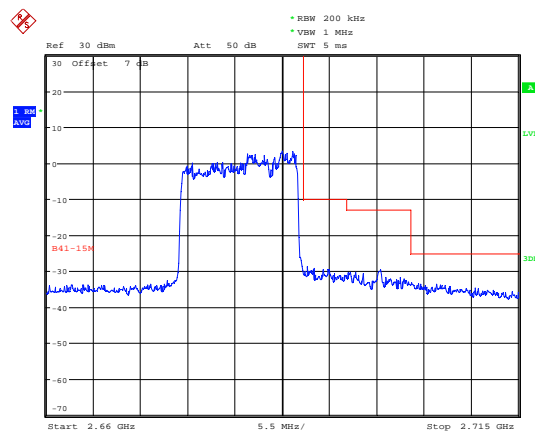
Date: 13.JAN.2020 11:24:25

### LTE Band 41 QPSK 15MHz CH-Low, 100%RB



Date: 13.JAN.2020 11:22:53

### LTE Band 41 QPSK 15MHz CH-High, 100%RB

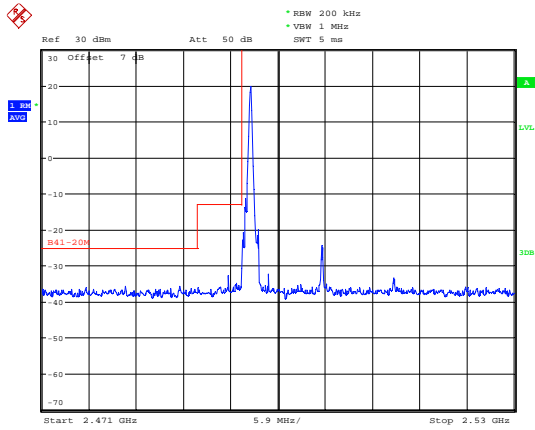


Date: 13.JAN.2020 11:24:40



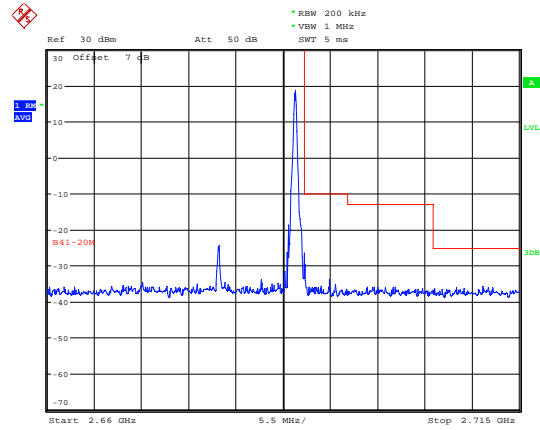


### LTE Band 41 QPSK 20MHz CH-Low, 1 RB



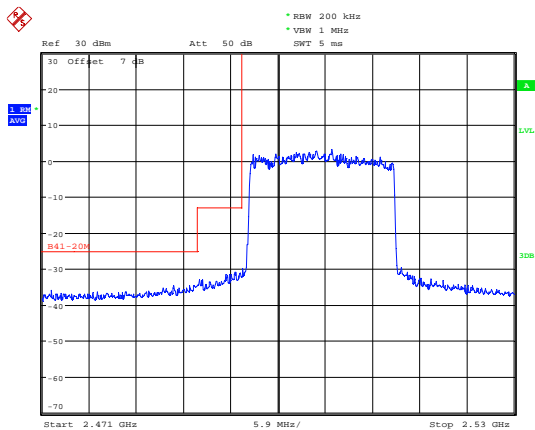
Date: 13.JAN.2020 11:29:11

### LTE Band 41 QPSK 20MHz CH-High, 1 RB



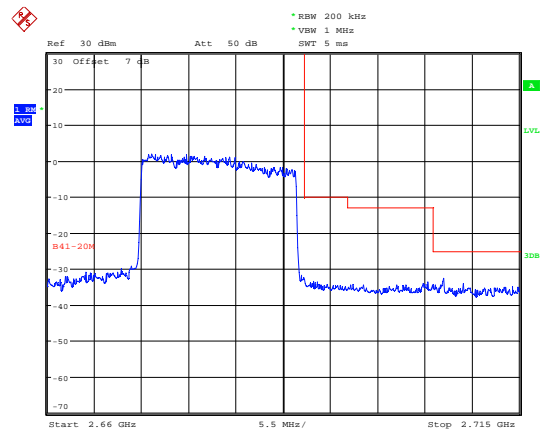
Date: 13.JAN.2020 11:30:41

### LTE Band 41 QPSK 20MHz CH-Low, 100%RB



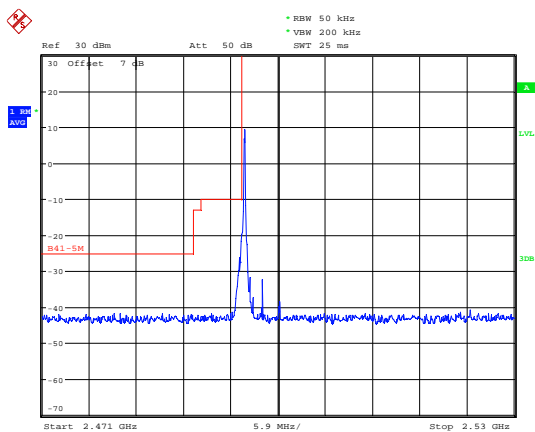
Date: 13.JAN.2020 11:29:20

### LTE Band 41 QPSK 20MHz CH-High, 100%RB



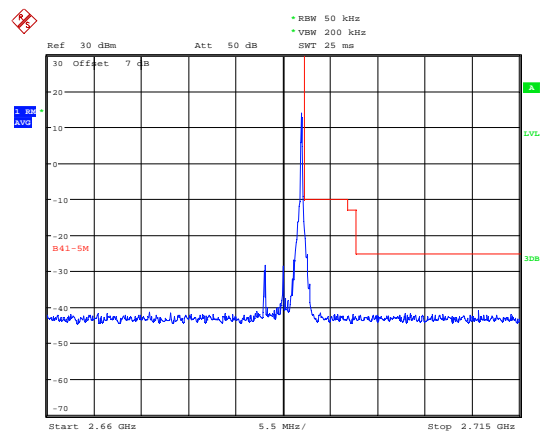
Date: 13.JAN.2020 11:30:57

### LTE Band 41 16QAM 5MHz CH-Low, 1 RB



Date: 13.JAN.2020 11:12:20

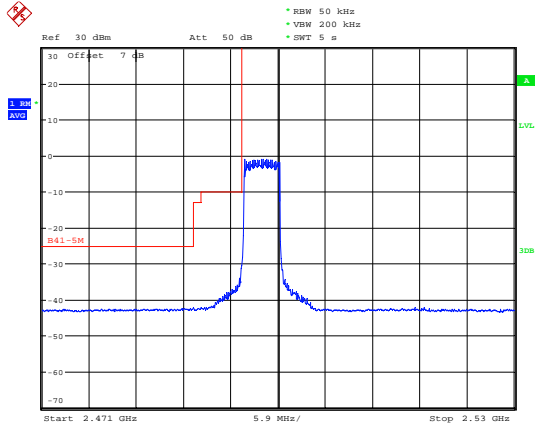
### LTE Band 41 16QAM 5MHz CH-High, 1 RB



Date: 13.JAN.2020 11:15:56

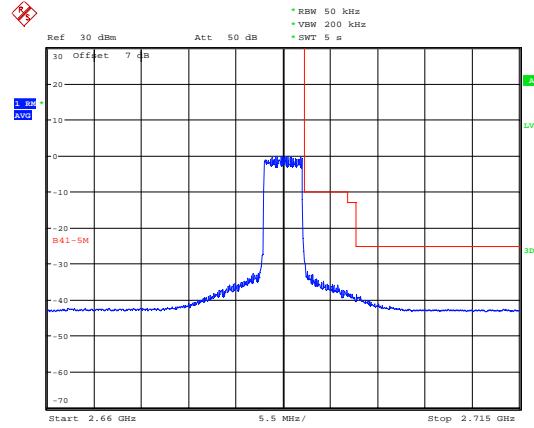


LTE Band 41 16QAM 5MHz CH-Low, 100%RB



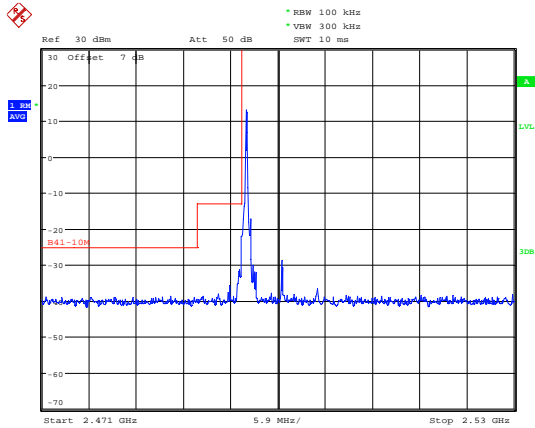
Date: 13.JAN.2020 12:00:47

LTE Band 41 16QAM 5MHz CH-High, 100%RB



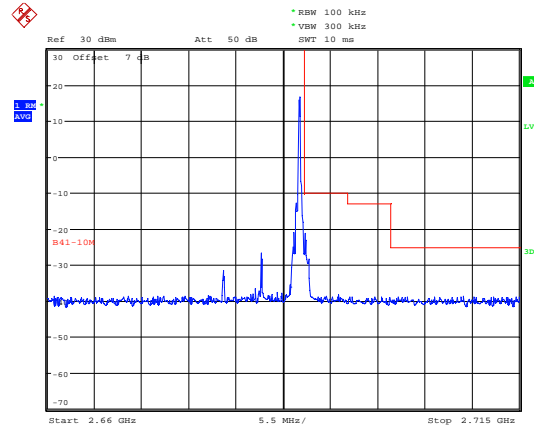
Date: 13.JAN.2020 12:00:00

LTE Band 41 16QAM 10MHz CH-Low, 1 RB



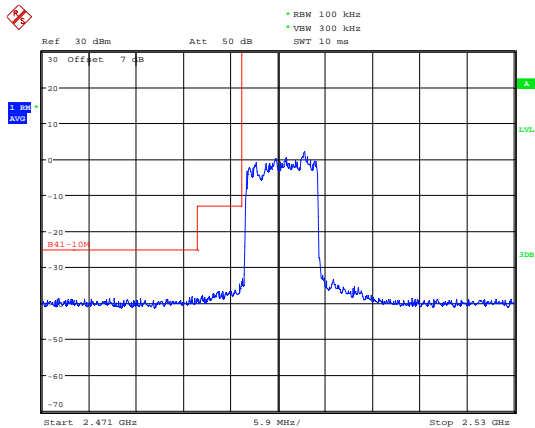
Date: 13.JAN.2020 11:18:38

LTE Band 41 16QAM 10MHz CH-High, 1 RB



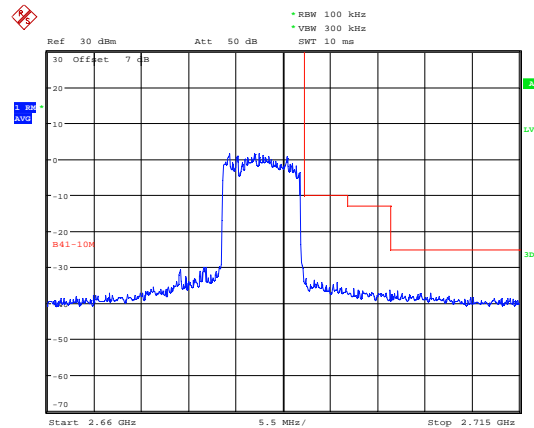
Date: 13.JAN.2020 11:19:45

LTE Band 41 16QAM 10MHz CH-Low, 100%RB



Date: 13.JAN.2020 11:18:52

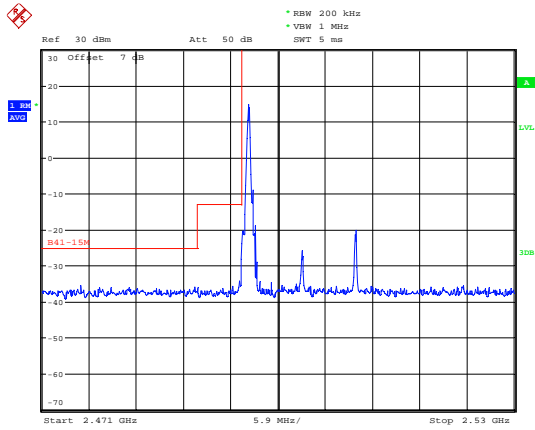
LTE Band 41 16QAM 10MHz CH-High, 100%RB



Date: 13.JAN.2020 11:20:45

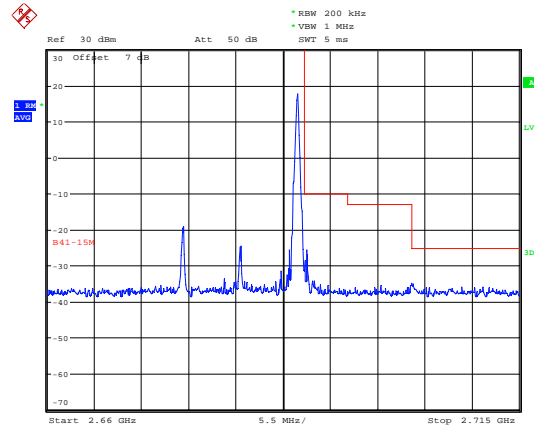


### LTE Band 41 16QAM 15MHz CH-Low, 1 RB



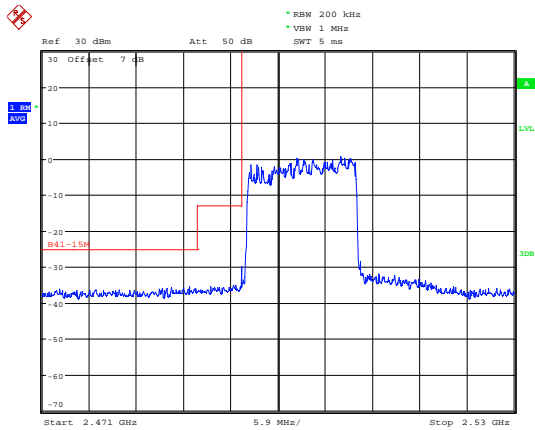
Date: 13.JAN.2020 11:23:09

### LTE Band 41 16QAM 15MHz CH-High, 1 RB



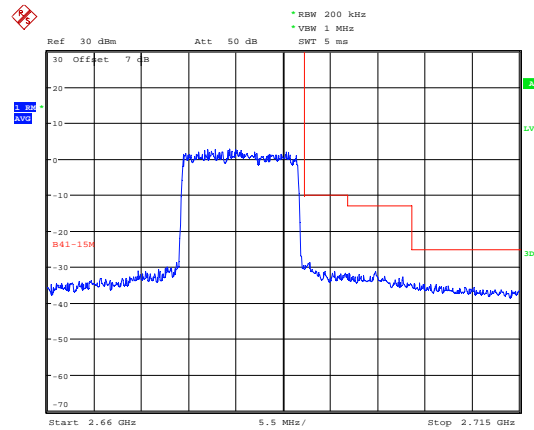
Date: 13.JAN.2020 11:25:02

### LTE Band 41 16QAM 15MHz CH-Low, 100%RB



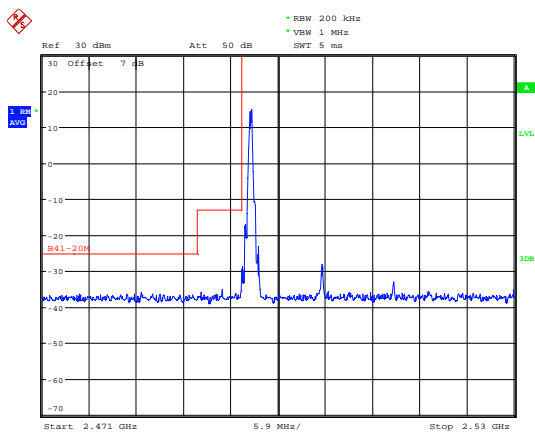
Date: 13.JAN.2020 11:23:20

### LTE Band 41 16QAM 15MHz CH-High, 100%RB



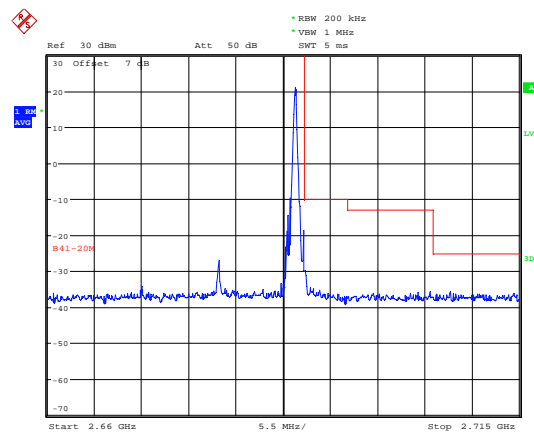
Date: 13.JAN.2020 11:25:12

### LTE Band 41 16QAM 20MHz CH-Low, RB 1



Date: 13.JAN.2020 11:29:30

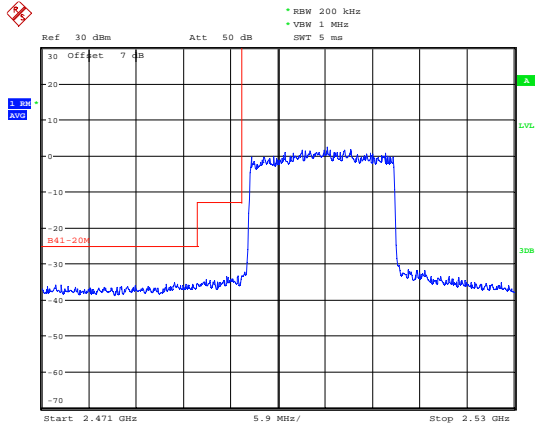
### LTE Band 41 16QAM 20MHz CH-High, RB 1



Date: 13.JAN.2020 11:31:22

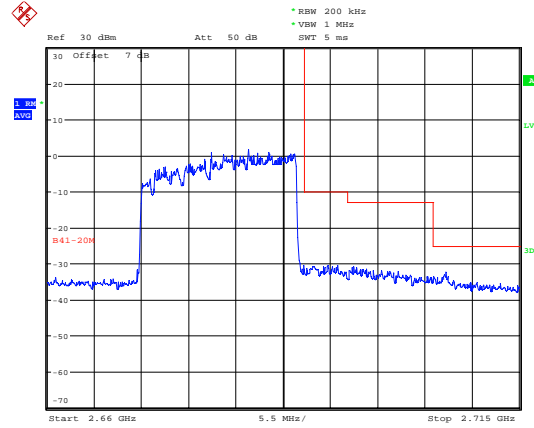


LTE Band 41 16QAM 20MHz CH-Low, 100%RB



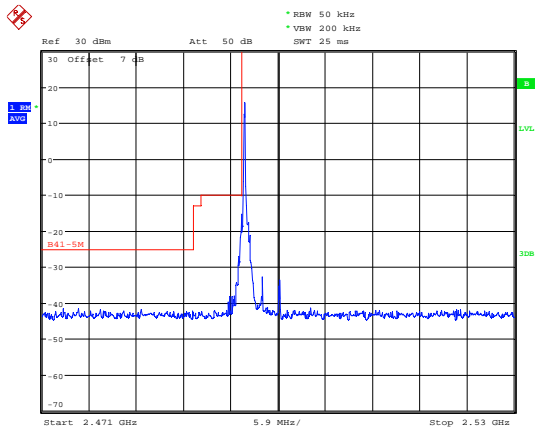
Date: 13.JAN.2020 11:29:38

LTE Band 41 16QAM 20MHz CH-High, 100%RB



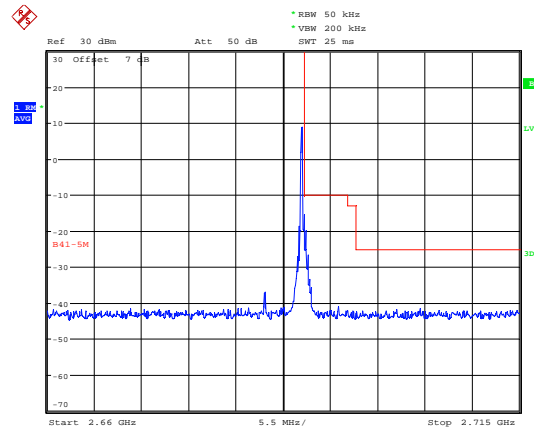
Date: 13.JAN.2020 11:31:33

LTE Band 41 64QAM 5MHz CH-Low, 1 RB



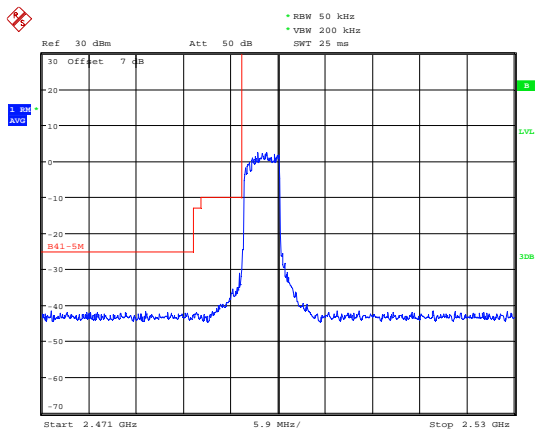
Date: 28.FEB.2020 21:25:14

LTE Band 41 64QAM 5MHz CH-High, 1 RB



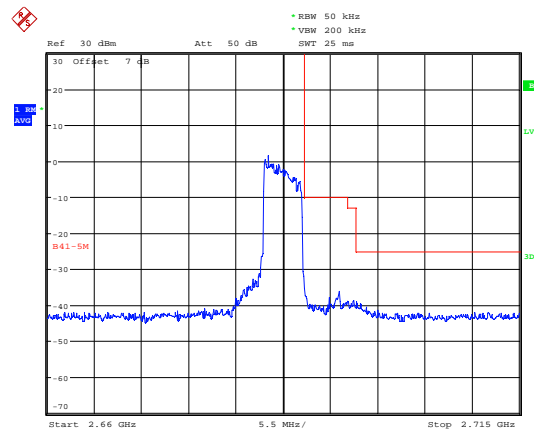
Date: 28.FEB.2020 21:32:10

LTE Band 41 64QAM 5MHz CH-Low, 100%RB



Date: 28.FEB.2020 21:25:28

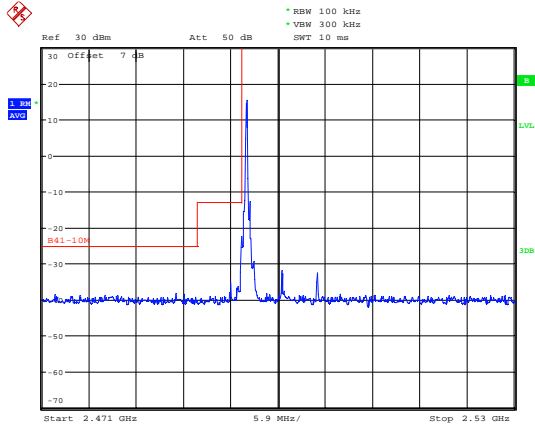
LTE Band 41 64QAM 5MHz CH-High, 100%RB



Date: 28.FEB.2020 21:32:27

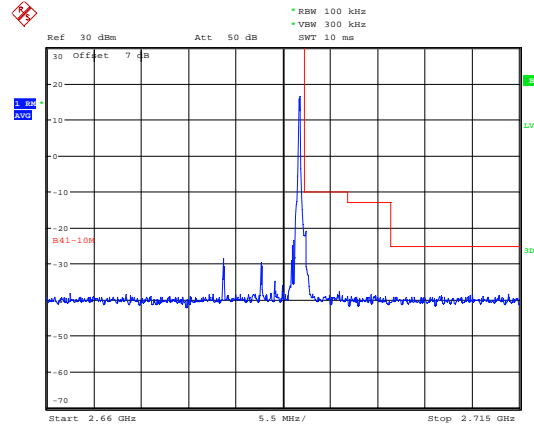


LTE Band 41 64QAM 10MHz CH-Low, 1 RB



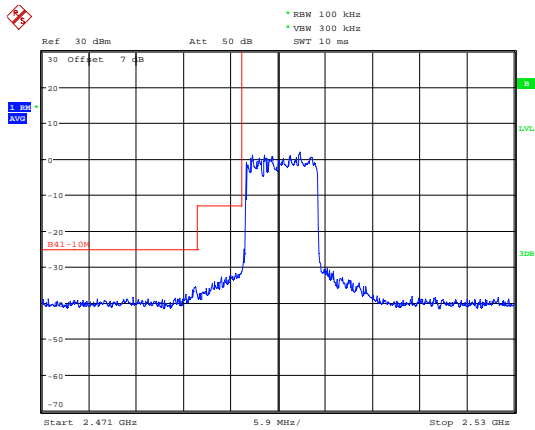
Date: 28.FEB.2020 21:30:39

LTE Band 41 64QAM 10MHz CH-High, 1 RB



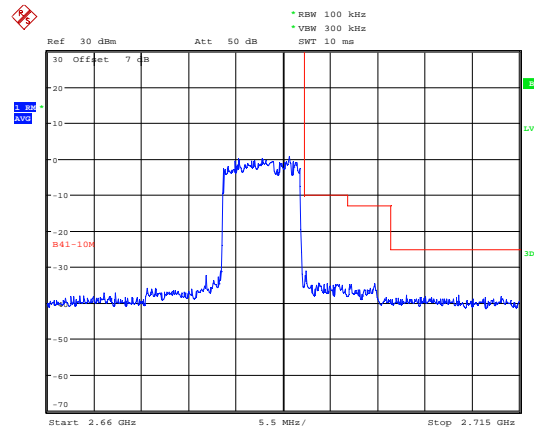
Date: 28.FEB.2020 21:33:33

LTE Band 41 64QAM 10MHz CH-Low, 100%RB



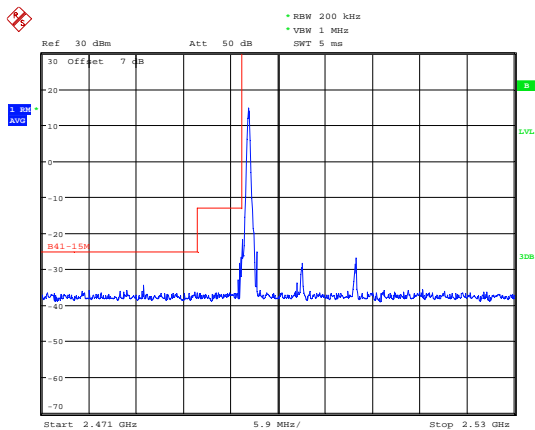
Date: 28.FEB.2020 21:30:53

LTE Band 41 64QAM 10MHz CH-High, 100%RB



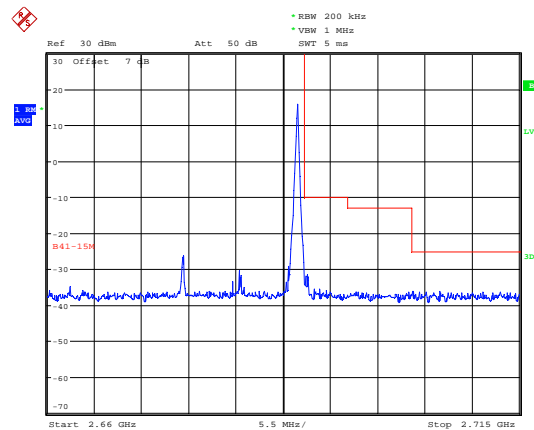
Date: 28.FEB.2020 21:33:43

LTE Band 41 64QAM 15MHz CH-Low, 1 RB



Date: 28.FEB.2020 21:29:37

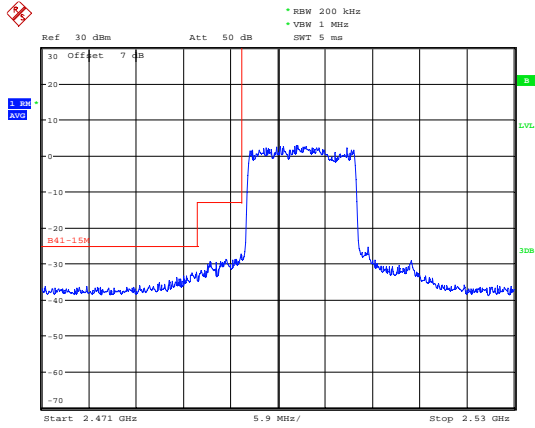
LTE Band 41 64QAM 15MHz CH-High, 1 RB



Date: 28.FEB.2020 21:35:33

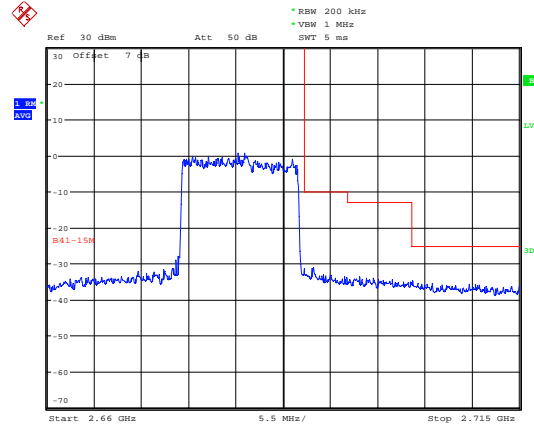


### LTE Band 41 64QAM 15MHz CH-Low, 100%RB



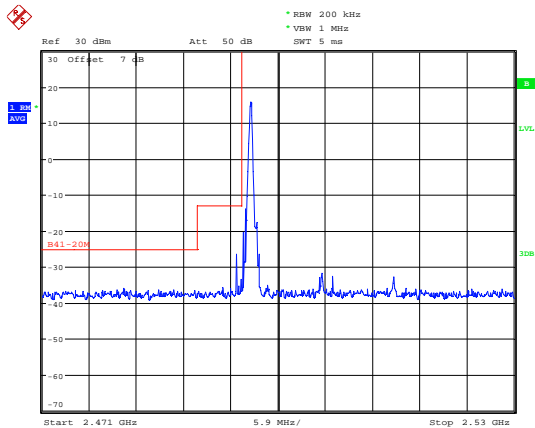
Date: 28.FEB.2020 21:29:46

### LTE Band 41 64QAM 15MHz CH-High, 100%RB



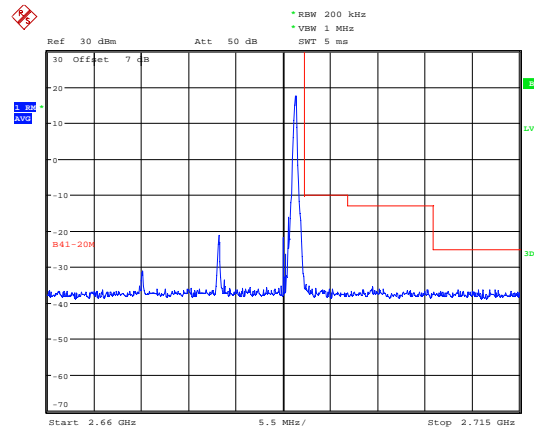
Date: 28.FEB.2020 21:35:47

### LTE Band 41 64QAM 20MHz CH-Low, RB 1



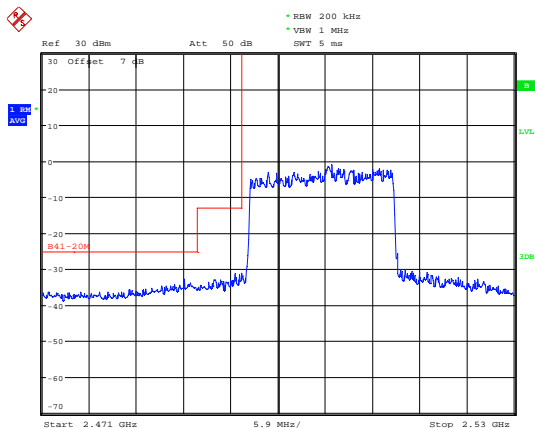
Date: 28.FEB.2020 21:28:41

### LTE Band 41 64QAM 20MHz CH-High, RB 1



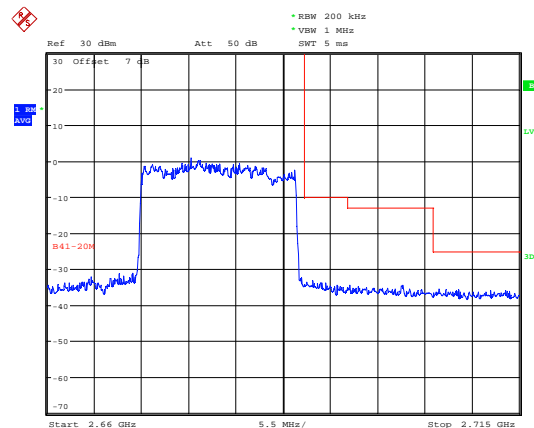
Date: 28.FEB.2020 21:36:26

### LTE Band 41 64QAM 20MHz CH-Low, 100%RB



Date: 28.FEB.2020 21:28:53

### LTE Band 41 64QAM 20MHz CH-High, 100%RB



Date: 28.FEB.2020 21:36:37

### 5.4 Peak-to-Average Power Ratio (PAPR)

#### Ambient condition

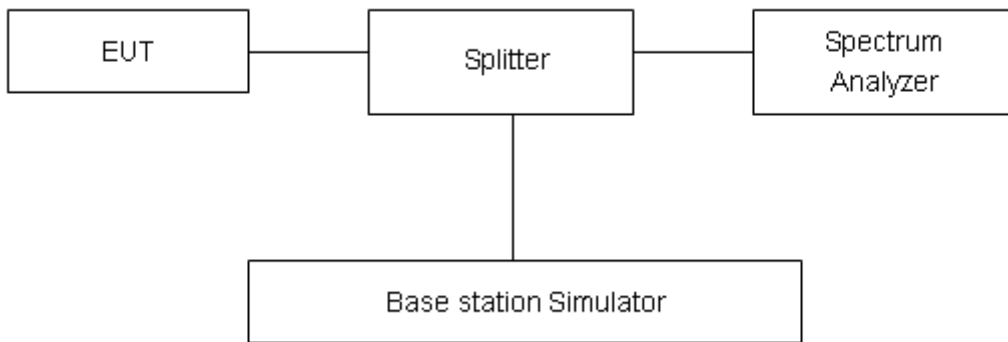
| Temperature | Relative humidity | Pressure |
|-------------|-------------------|----------|
| 23°C ~25°C  | 45%~50%           | 101.5kPa |

#### Methods of Measurement

Measure the total peak power and record as PPk. And measure the total average power and record as PAvg. Both the peak and average power levels must be expressed in the same logarithmic units (e.g., dBm). Determine the PAPR from:

$$PAPR (dB) = PPk (dBm) - PAvg (dBm).$$

#### Test Setup



#### Limits

Rule Part 27.50(d)(5) Equipment employed must be authorized in accordance with the provisions of 24.51. Power measurements for transmissions by stations authorized under this section may be made either in accordance with a Commission-approved average power technique or in compliance with paragraph (d)(6) of this section. In measuring transmissions in this band using an average power technique, the peak-to-average ratio (PAR) of the transmission may not exceed 13 dB.

#### Measurement Uncertainty

The assessed measurement uncertainty to ensure 95% confidence level for the normal distribution is with the coverage factor  $k = 2$ ,  $U = 0.4$  dB.



## Test Results

| LTE Band41 |            |                 |         |       |       |       |
|------------|------------|-----------------|---------|-------|-------|-------|
| RB         | Modulation | Bandwidth (MHz) | Channel | Peak  | Avg   | PAPR  |
| 100%       | QPSK       | 5M              | L       | 26.02 | 18.70 | 7.32  |
|            |            |                 | M       | 24.90 | 16.51 | 8.39  |
|            |            |                 | H       | 26.10 | 16.45 | 9.65  |
|            |            | 10M             | L       | 25.88 | 17.67 | 8.21  |
|            |            |                 | M       | 24.85 | 16.84 | 8.01  |
|            |            |                 | H       | 26.06 | 16.47 | 9.59  |
|            |            | 15M             | L       | 26.25 | 17.46 | 8.79  |
|            |            |                 | M       | 25.22 | 15.79 | 9.43  |
|            |            |                 | H       | 26.33 | 16.82 | 9.51  |
|            |            | 20M             | L       | 26.12 | 16.95 | 9.17  |
|            |            |                 | M       | 24.94 | 15.15 | 9.79  |
|            |            |                 | H       | 25.76 | 15.06 | 10.70 |
|            | 16QAM      | 5M              | L       | 25.73 | 17.27 | 8.46  |
|            |            |                 | M       | 24.51 | 15.04 | 9.47  |
|            |            |                 | H       | 25.85 | 16.12 | 9.73  |
|            |            | 10M             | L       | 25.76 | 17.00 | 8.76  |
|            |            |                 | M       | 24.49 | 15.09 | 9.40  |
|            |            |                 | H       | 25.88 | 15.97 | 9.91  |
|            |            | 15M             | L       | 25.93 | 16.49 | 9.44  |
|            |            |                 | M       | 24.92 | 16.23 | 8.69  |
|            |            |                 | H       | 25.78 | 14.99 | 10.79 |
|            |            | 20M             | L       | 26.03 | 17.20 | 8.83  |
|            |            |                 | M       | 24.74 | 14.98 | 9.76  |
|            |            |                 | H       | 25.81 | 16.41 | 9.40  |
|            | 64QAM      | 5M              | L       | 25.64 | 15.96 | 9.68  |
|            |            |                 | M       | 24.65 | 16.09 | 8.56  |
|            |            |                 | H       | 25.84 | 14.41 | 11.43 |
|            |            | 10M             | L       | 25.59 | 15.54 | 10.05 |
|            |            |                 | M       | 24.65 | 15.73 | 8.92  |
|            |            |                 | H       | 26.12 | 16.61 | 9.51  |
|            |            | 15M             | L       | 25.92 | 16.99 | 8.93  |
|            |            |                 | M       | 24.88 | 15.14 | 9.74  |
|            |            |                 | H       | 25.97 | 14.47 | 11.50 |
|            |            | 20M             | L       | 26.08 | 17.43 | 8.65  |
|            |            |                 | M       | 24.98 | 16.16 | 8.82  |
|            |            |                 | H       | 25.96 | 15.75 | 10.21 |



## 5.5 Frequency Stability

### Ambient condition

| Temperature | Relative humidity | Pressure |
|-------------|-------------------|----------|
| 23°C ~25°C  | 45%~50%           | 101.5kPa |

### Method of Measurement

#### Frequency Stability (Temperature Variation)

The temperature inside the climate chamber is varied from -40°C to +70°C in 10°C step size.

(1) With all power removed, the temperature was decreased to -10°C and permitted to stabilize for three hours.

(2) Measure the carrier frequency with the test equipment in a “call mode”. These measurements should be made within 1 minute of powering up the mobile station, to prevent significant self warming.

(3) Repeat the above measurements at 10°C increments from -40°C to +70°C. Allow at least 1.5 hours at each temperature, un-powered, before making measurements.

#### Frequency Stability (Voltage Variation)

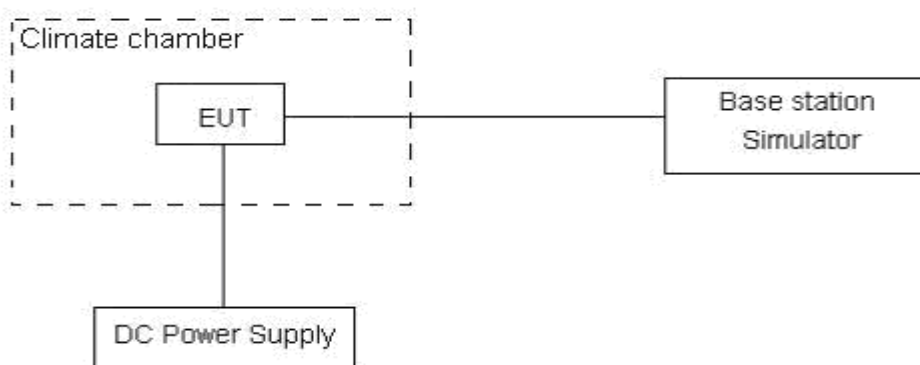
The frequency stability shall be measured with variation of primary supply voltage as follows:

(1) Vary primary supply voltage from 85 to 115 percent of the nominal value for other than hand carried battery equipment.

(2) For hand carried, battery powered equipment, reduce primary supply voltage to the battery-operating end point which shall be specified by the manufacturer.

This transceiver is specified to operate with an input voltage of between 3 V and 3.6 V, with a nominal voltage of 3.3V.

### Test setup



### Limits

The frequency stability shall be sufficient to ensure that the fundamental emissions stay within the authorized bands of operation.

### Measurement Uncertainty

The assessed measurement uncertainty to ensure 99.75% confidence level for the normal distribution is with the coverage factor  $k = 3, U = 0.01\text{ppm}$ .



## Test Result

| LTE Band41    |         |                  |                  |                  |                           |                           |                           |         |
|---------------|---------|------------------|------------------|------------------|---------------------------|---------------------------|---------------------------|---------|
| Condition     |         | Freq. Error (Hz) | Freq. Error (Hz) | Freq. Error (Hz) | Frequency Stability (ppm) | Frequency Stability (ppm) | Frequency Stability (ppm) | Verdict |
| BANDWIDTH     | 5MHz    |                  |                  |                  |                           |                           |                           |         |
| Temperature   | Voltage | 64QAM            | 16QAM            | QPSK             | 64QAM                     | 16QAM                     | QPSK                      |         |
| Normal(25℃)   | Normal  | 3.49             | 6.16             | 16.57            | 0.00185                   | 0.00328                   | 0.00881                   | P       |
| Extreme(70℃)  |         | 1.80             | 7.59             | 2.02             | 0.00096                   | 0.00403                   | 0.00107                   | P       |
| Extreme(60℃)  |         | 4.94             | 17.60            | 13.43            | 0.00263                   | 0.00936                   | 0.00714                   | P       |
| Extreme(50℃)  |         | 8.61             | 9.27             | 8.28             | 0.00458                   | 0.00493                   | 0.00440                   | P       |
| Extreme(40℃)  |         | 12.64            | 10.31            | 5.48             | 0.00673                   | 0.00548                   | 0.00291                   | P       |
| Extreme(30℃)  |         | 10.91            | 5.33             | 13.19            | 0.00580                   | 0.00284                   | 0.00702                   | P       |
| Extreme(20℃)  |         | 13.93            | 16.22            | 4.15             | 0.00741                   | 0.00863                   | 0.00221                   | P       |
| Extreme(10℃)  |         | 3.77             | 2.35             | 14.90            | 0.00201                   | 0.00125                   | 0.00793                   | P       |
| Extreme(0℃)   |         | 2.85             | 4.69             | 3.29             | 0.00152                   | 0.00250                   | 0.00175                   | P       |
| Extreme(-10℃) |         | 2.85             | 9.34             | 10.55            | 0.00151                   | 0.00497                   | 0.00561                   | P       |
| Extreme(-20℃) |         | 17.18            | 13.35            | 1.24             | 0.00914                   | 0.00710                   | 0.00066                   | P       |
| Extreme(-30℃) |         | 10.65            | 8.21             | 8.08             | 0.00566                   | 0.00437                   | 0.00430                   | P       |
| Extreme(-40℃) |         | 9.72             | 1.50             | 15.81            | 0.00517                   | 0.00080                   | 0.00841                   | P       |
| 25℃           | LV      | 15.07            | 4.73             | 16.18            | 0.00802                   | 0.00252                   | 0.00861                   | P       |
|               | HV      | 5.27             | 10.29            | 16.09            | 0.00281                   | 0.00547                   | 0.00856                   | P       |
| Condition     |         | Freq. Error (Hz) | Freq. Error (Hz) | Freq. Error (Hz) | Frequency Stability (ppm) | Frequency Stability (ppm) | Frequency Stability (ppm) | Verdict |
| BANDWIDTH     | 10MHz   |                  |                  |                  |                           |                           |                           |         |
| Temperature   | Voltage | 64QAM            | 16QAM            | QPSK             | 64QAM                     | 16QAM                     | QPSK                      |         |
| Normal(25℃)   | Normal  | 5.63             | 1.21             | 15.16            | 0.00300                   | 0.00064                   | 0.00807                   | P       |
| Extreme(70℃)  |         | 4.41             | 10.57            | 1.56             | 0.00235                   | 0.00562                   | 0.00083                   | P       |
| Extreme(60℃)  |         | 15.55            | 9.57             | 9.56             | 0.00827                   | 0.00509                   | 0.00509                   | P       |
| Extreme(50℃)  |         | 6.11             | 13.43            | 7.50             | 0.00325                   | 0.00714                   | 0.00399                   | P       |
| Extreme(40℃)  |         | 12.30            | 8.16             | 13.34            | 0.00654                   | 0.00434                   | 0.00710                   | P       |
| Extreme(30℃)  |         | 8.34             | 3.68             | 17.99            | 0.00443                   | 0.00196                   | 0.00957                   | P       |
| Extreme(20℃)  |         | 7.54             | 16.07            | 2.69             | 0.00401                   | 0.00855                   | 0.00143                   | P       |
| Extreme(10℃)  |         | 16.47            | 5.03             | 5.09             | 0.00876                   | 0.00268                   | 0.00271                   | P       |
| Extreme(0℃)   |         | 9.72             | 5.32             | 16.29            | 0.00517                   | 0.00283                   | 0.00866                   | P       |
| Extreme(-10℃) |         | 3.72             | 3.25             | 16.48            | 0.00198                   | 0.00173                   | 0.00877                   | P       |
| Extreme(-20℃) |         | 4.31             | 13.50            | 9.86             | 0.00229                   | 0.00718                   | 0.00525                   | P       |
| Extreme(-30℃) |         | 16.09            | 12.85            | 9.26             | 0.00856                   | 0.00684                   | 0.00493                   | P       |
| Extreme(-40℃) |         | 5.26             | 7.46             | 7.90             | 0.00280                   | 0.00397                   | 0.00420                   | P       |
| 25℃           | LV      | 11.17            | 15.22            | 13.25            | 0.00594                   | 0.00809                   | 0.00705                   | P       |
|               | HV      | 4.40             | 5.09             | 15.21            | 0.00234                   | 0.00271                   | 0.00809                   | P       |



| Condition      |         | Freq. Error (Hz) | Freq. Error (Hz) | Freq. Error (Hz) | Frequency Stability (ppm) | Frequency Stability (ppm) | Frequency Stability (ppm) | Verdict |
|----------------|---------|------------------|------------------|------------------|---------------------------|---------------------------|---------------------------|---------|
| BANDWIDTH      | 15MHz   |                  |                  |                  |                           |                           |                           |         |
| Temperature    | Voltage | 64QAM            | 16QAM            | QPSK             | 64QAM                     | 16QAM                     | QPSK                      |         |
| Normal(25°C)   | Normal  | 2.31             | 5.84             | 16.10            | 0.00123                   | 0.00311                   | 0.00856                   | P       |
| Extreme(70°C)  |         | 5.83             | 12.95            | 16.03            | 0.00310                   | 0.00689                   | 0.00853                   | P       |
| Extreme(60°C)  |         | 4.58             | 8.55             | 8.23             | 0.00244                   | 0.00455                   | 0.00438                   | P       |
| Extreme(50°C)  |         | 3.82             | 6.02             | 12.37            | 0.00203                   | 0.00320                   | 0.00658                   | P       |
| Extreme(40°C)  |         | 7.19             | 9.74             | 6.18             | 0.00383                   | 0.00518                   | 0.00329                   | P       |
| Extreme(30°C)  |         | 4.65             | 13.70            | 13.78            | 0.00247                   | 0.00729                   | 0.00733                   | P       |
| Extreme(20°C)  |         | 3.90             | 6.18             | 7.59             | 0.00208                   | 0.00329                   | 0.00404                   | P       |
| Extreme(10°C)  |         | 16.21            | 11.71            | 4.86             | 0.00862                   | 0.00623                   | 0.00259                   | P       |
| Extreme(0°C)   |         | 10.50            | 15.69            | 16.60            | 0.00559                   | 0.00835                   | 0.00883                   | P       |
| Extreme(-10°C) |         | 7.52             | 8.40             | 12.40            | 0.00400                   | 0.00447                   | 0.00660                   | P       |
| Extreme(-20°C) |         | 3.59             | 12.62            | 15.06            | 0.00191                   | 0.00671                   | 0.00801                   | P       |
| Extreme(-30°C) |         | 8.23             | 17.25            | 15.85            | 0.00438                   | 0.00918                   | 0.00843                   | P       |
| Extreme(-40°C) |         | 16.84            | 16.02            | 17.67            | 0.00896                   | 0.00852                   | 0.00940                   | P       |
| 25°C           |         | LV               | 11.72            | 5.54             | 8.90                      | 0.00623                   | 0.00294                   | 0.00473 |
|                | HV      | 11.62            | 1.79             | 4.50             | 0.00618                   | 0.00095                   | 0.00239                   | P       |
| Condition      |         | Freq. Error (Hz) | Freq. Error (Hz) | Freq. Error (Hz) | Frequency Stability (ppm) | Frequency Stability (ppm) | Frequency Stability (ppm) | Verdict |
| BANDWIDTH      | 20MHz   |                  |                  |                  |                           |                           |                           |         |
| Temperature    | Voltage | 64QAM            | 16QAM            | QPSK             | 64QAM                     | 16QAM                     | QPSK                      |         |
| Normal(25°C)   | Normal  | 15.49            | 7.49             | 15.13            | 0.00824                   | 0.00399                   | 0.00805                   | P       |
| Extreme(70°C)  |         | 4.25             | 10.35            | 2.96             | 0.00226                   | 0.00551                   | 0.00158                   | P       |
| Extreme(60°C)  |         | 2.79             | 2.96             | 8.48             | 0.00149                   | 0.00157                   | 0.00451                   | P       |
| Extreme(50°C)  |         | 2.16             | 3.62             | 10.22            | 0.00115                   | 0.00193                   | 0.00544                   | P       |
| Extreme(40°C)  |         | 13.08            | 7.53             | 4.50             | 0.00695                   | 0.00400                   | 0.00239                   | P       |
| Extreme(30°C)  |         | 10.66            | 13.71            | 16.34            | 0.00567                   | 0.00729                   | 0.00869                   | P       |
| Extreme(20°C)  |         | 14.93            | 5.71             | 6.81             | 0.00794                   | 0.00304                   | 0.00362                   | P       |
| Extreme(10°C)  |         | 17.02            | 11.25            | 13.96            | 0.00905                   | 0.00599                   | 0.00743                   | P       |
| Extreme(0°C)   |         | 2.08             | 12.73            | 2.71             | 0.00111                   | 0.00677                   | 0.00144                   | P       |
| Extreme(-10°C) |         | 2.19             | 4.84             | 10.69            | 0.00116                   | 0.00258                   | 0.00569                   | P       |
| Extreme(-20°C) |         | 12.01            | 7.51             | 12.75            | 0.00639                   | 0.00400                   | 0.00678                   | P       |
| Extreme(-30°C) |         | 11.68            | 8.41             | 10.00            | 0.00621                   | 0.00447                   | 0.00532                   | P       |
| Extreme(-40°C) |         | 15.21            | 11.30            | 3.64             | 0.00809                   | 0.00601                   | 0.00194                   | P       |
| 25°C           |         | LV               | 8.17             | 4.76             | 3.22                      | 0.00435                   | 0.00253                   | 0.00171 |
|                | HV      | 10.80            | 3.64             | 3.40             | 0.00574                   | 0.00194                   | 0.00181                   | P       |

Note:P=Pass

## 5.6 Spurious Emissions at Antenna Terminals

### Ambient condition

| Temperature | Relative humidity | Pressure |
|-------------|-------------------|----------|
| 23°C ~25°C  | 45%~50%           | 101.5kPa |

### Method of Measurement

The EUT was connected to Spectrum Analyzer and Base Station Simulator via power Splitter. The measurement is carried out using a spectrum analyzer. The spectrum analyzer scans from 9kHz to the 10th harmonic of the carrier. The peak detector is used.

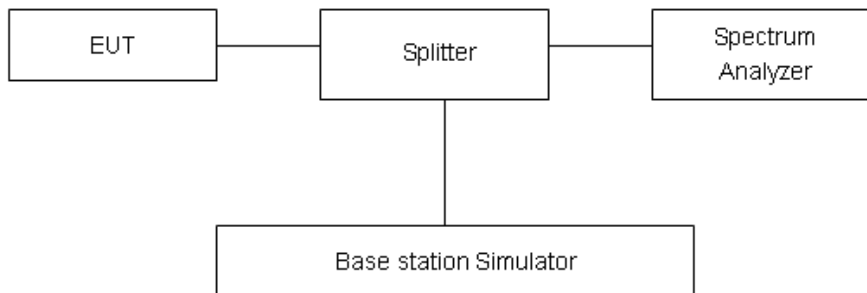
RBW is set to 100kHz, VBW is set to 300kHz for 30MHz~1GHz

RBW is set to 1MHz, VBW is set to 3MHz for above 1GHz, Sweep is set to ATUO.

Of those disturbances below (limit – 20 dB), the mark is not required for the EUT.

The modulation mode and RB allocation refer to section 5.1, using the maximum output power configuration.

### Test setup



### Limits

Rule Part 27.53(m)  $55 + 10 \log (P)$  dB on all frequencies more than X megahertz from the channel edge, where X is the greater of 6 megahertz or the actual emission bandwidth as defined in paragraph (m)(4) of this section.

|                     |         |
|---------------------|---------|
| Part 27.53(m) Limit | -25 dBm |
|---------------------|---------|

### Measurement Uncertainty

The assessed measurement uncertainty to ensure 99.75% confidence level for the normal distribution is with the coverage factor  $k = 1.96$ .

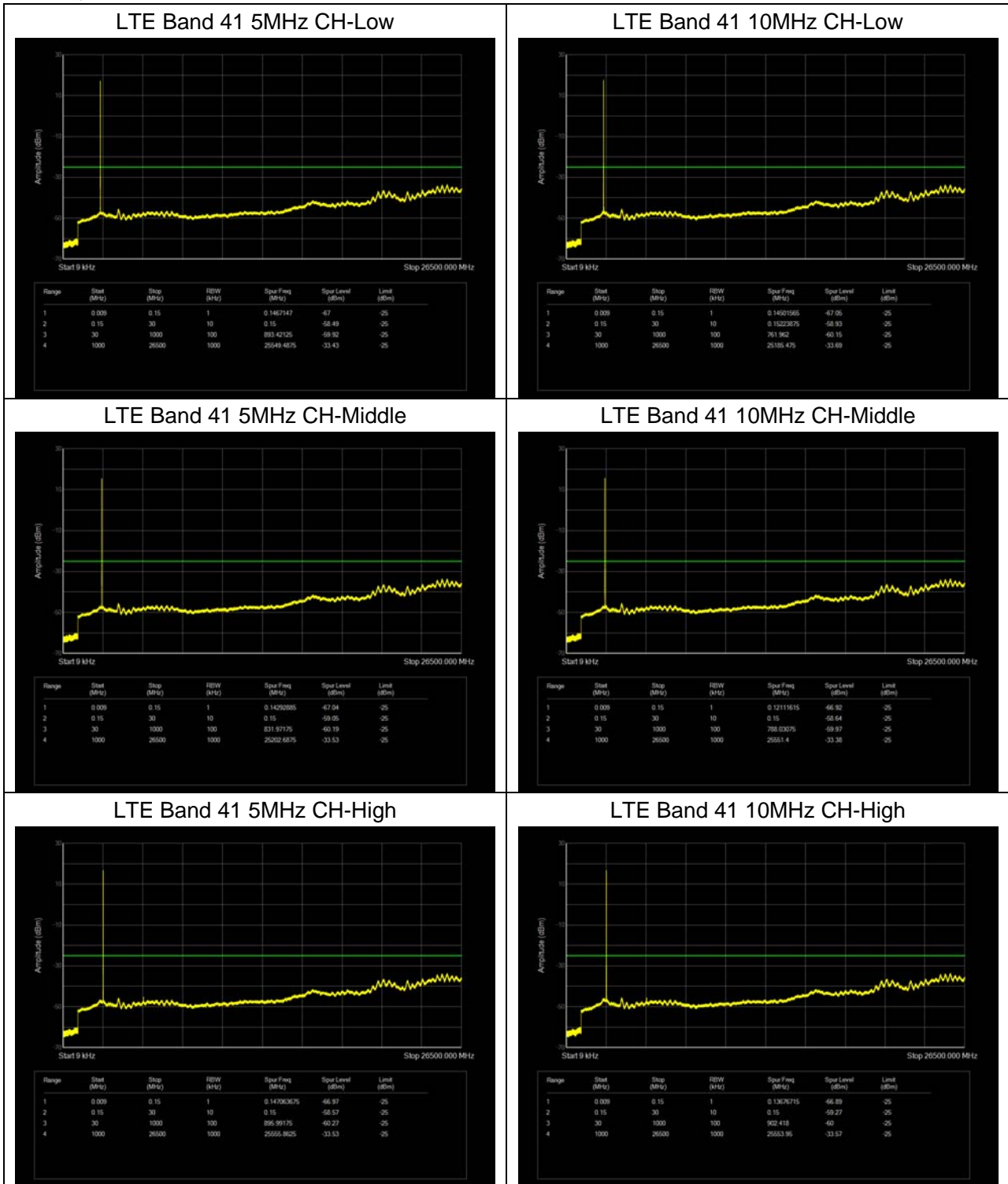
| Frequency  | Uncertainty |
|------------|-------------|
| 9kHz-1GHz  | 0.684 dB    |
| 1GHz-27GHz | 1.407 dB    |



### Test Result

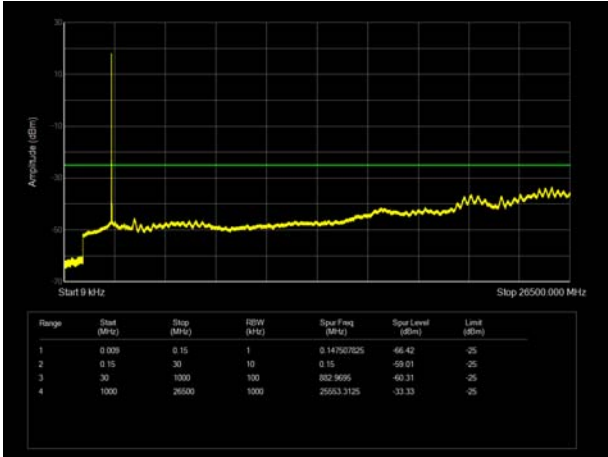
Sweep the whole frequency band through the range from 9kHz to the 10th harmonic of the carrier, the emissions more than 20 dB below the limit are not reported.

The signal beyond the limit is carrier.

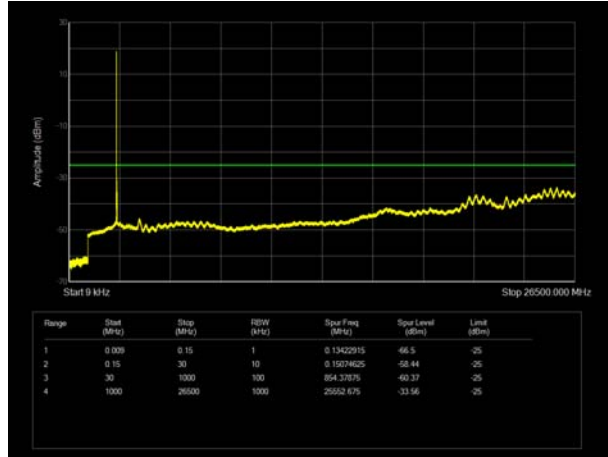




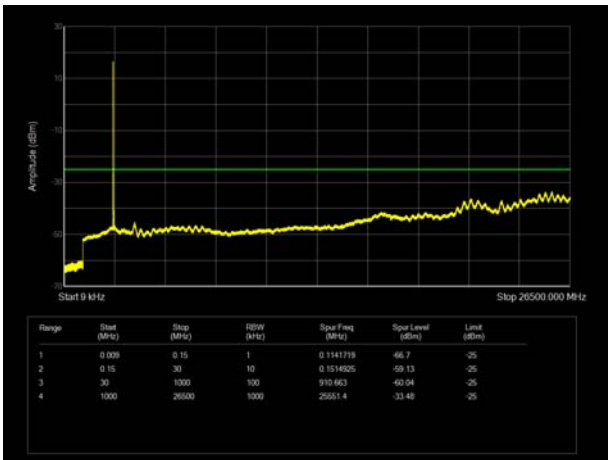
LTE Band 41 15MHz CH-Low



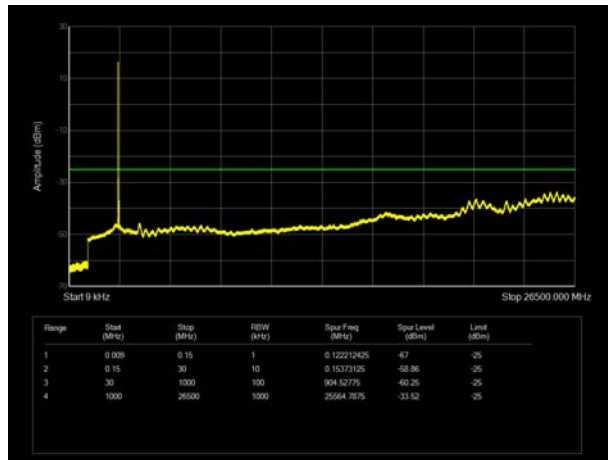
LTE Band 41 20MHz CH-Low



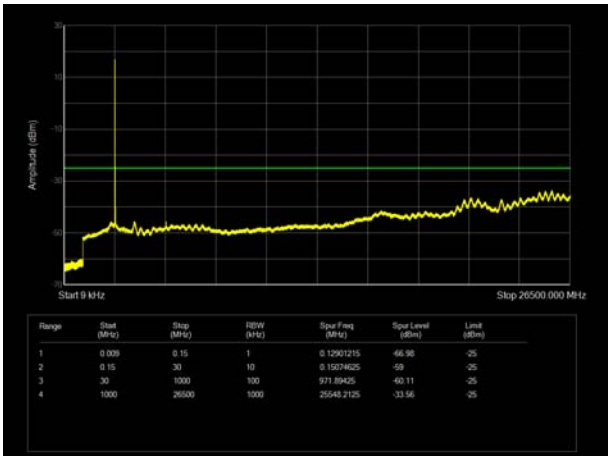
LTE Band 41 15MHz CH-Middle



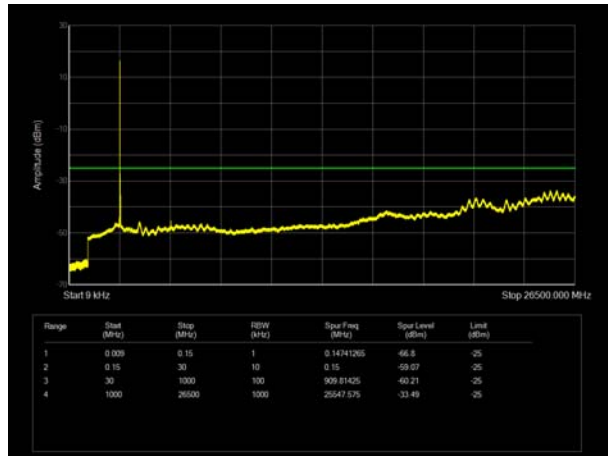
LTE Band 41 20MHz CH-Middle



LTE Band 41 15MHz CH-High



LTE Band 41 20MHz CH-High



## 5.7 Radiates Spurious Emission

### Ambient condition

| Temperature | Relative humidity | Pressure |
|-------------|-------------------|----------|
| 23°C ~25°C  | 45%~50%           | 101.5kPa |

### Method of Measurement

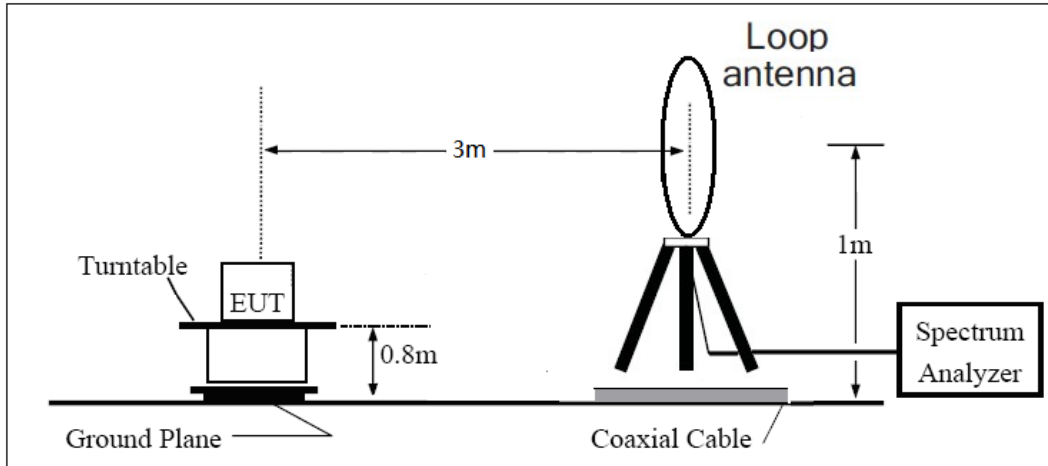
- The testing follows FCC KDB 971168 D01 v03r01 Section 5.8 and ANSI C63.26 (2015).
- Below 1GHz: The EUT is placed on a turntable 0.8 meters above the ground in the chamber, 3 meter away from the antenna. The maximal emission value is acquired by adjusting the antenna height, polarisation and turntable azimuth. Normally, the height range of antenna is 1 m to 4 m, the azimuth range of turntable is 0° to 360°, and the receive antenna has two polarizations Vertical (V) and Horizontal (H). Above 1GHz: (Note: the FCC's permission to use 1.5m as an alternative per TCBC Conf call of Dec. 2, 2014.) The EUT is placed on a turntable 1.5 meters above the ground in the chamber, 3 meter away from the antenna. The maximal emission value is acquired by adjusting the antenna height, polarisation and turntable azimuth. Normally, the height range of antenna is 1 m to 4 m, the azimuth range of turntable is 0° to 360°, and the receive antenna has two polarizations Vertical (V) and Horizontal (H).
- A loop antenna, A log-periodic antenna or horn antenna shall be substituted in place of the EUT. The log-periodic antenna will be driven by a signal generator and the level will be adjusted till the same power value on the spectrum analyzer or receiver. The level of the spurious emissions can be calculated through the level of the signal generator, cable loss, the gain of the substitution antenna and the reading of the spectrum analyzer or receiver.
- The EUT is then put into continuously transmitting mode at its maximum power level during the test. Set Test Receiver or Spectrum RBW=200Hz,VBW=600Hz for 9kHz150kHz , RBW=10kHz, VBW=30kHz 150kHz-30MHz ,RBW=100kHz,VBW=300kHz for 30MHz to 1GHz and RBW=1MHz, VBW=3MHz for above 1GHz And the maximum value of the receiver should be recorded as (Pr).
- The EUT shall be replaced by a substitution antenna. In the chamber, an substitution antenna for the frequency band of interest is placed at the reference point of the chamber. An RF Signal source for the frequency band of interest is connected to the substitution antenna with a cable that has been constructed to not interfere with the radiation pattern of the antenna. A power (PMea) is applied to the input of the substitution antenna, and adjust the level of the signal generator output until the value of the receiver reach the previously recorded (Pr). The power of signal source (PMea) is recorded. The test should be performed by rotating the test item and adjusting the receiving antenna polarization.
- A amplifier should be connected to the Signal Source output port. And the cable should be connect between the Amplifier and the Substitution Antenna. The cable loss (Pcl) ,the Substitution Antenna Gain (Ga) and the Amplifier Gain (PAG) should be recorded after test.
- The measurement results are obtained as described below:  
 $Power(EIRP)=PMea- PAG - Pcl + Ga$   
 The measurement results are amend as described below:  
 $Power(EIRP)=PMea- Pcl + Ga$
- This value is EIRP since the measurement is calibrated using an antenna of known gain (2.15 dBi) and known input power. ERP can be calculated from EIRP by subtracting the gain of the dipole, ERP

= EIRP-2.15dBi.

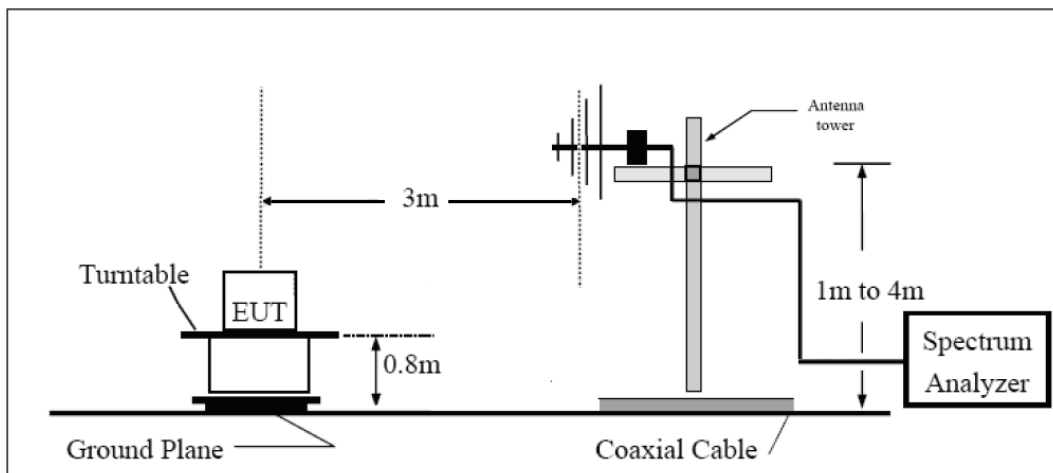
The modulation mode and RB allocation refer to section 5.1, using the maximum output power configuration.

**Test setup**

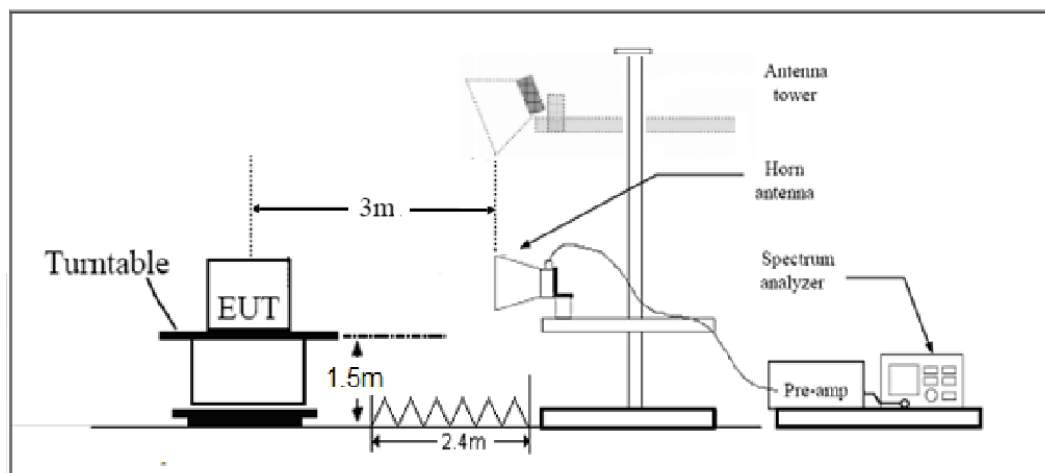
**9KHz ~ 30MHz**



**30MHz ~ 1GHz**



**Above 1GHz**



Note: Area side:2.4mX3.6m





**Limits**

LTE -41 Rule Part 27.53(m)  $55 + 10 \log (P)$  dB on all frequencies more than X megahertz from the channel edge, where X is the greater of 6 megahertz or the actual emission bandwidth as defined in paragraph (m)(4) of this section.

|                     |         |
|---------------------|---------|
| Part 27.53(m) Limit | -25 dBm |
|---------------------|---------|

**Measurement Uncertainty**

The assessed measurement uncertainty to ensure 95% confidence level for the normal distribution is with the coverage factor  $k = \pm 1.96$ ,  $U = \pm 3.55$  dB.

**Test Result**

Sweep the whole frequency band through the range from 9kHz to the 10th harmonic of the carrier, the emissions below the noise floor will not be recorded in the report.

LTE Band 41 QPSK 5MHz CH-Middle, RB 1

| Harmonic | Frequency (MHz) | SG (dBm) | Cable Loss (dB) | Gain (dBi) | Antenna Polarization | EIRP Level (dBm) | Limit (dBm) | Margin (dB) | Azimuth (deg) |
|----------|-----------------|----------|-----------------|------------|----------------------|------------------|-------------|-------------|---------------|
| 2        | 5186.0          | -44.36   | 2.00            | 9.15       | Horizontal           | -37.21           | -25.00      | 12.21       | 315           |
| 3        | 7779.0          | -42.30   | 2.50            | 11.35      | Horizontal           | -33.45           | -25.00      | 8.45        | 225           |
| 4        | 10372.0         | -43.34   | 4.20            | 12.05      | Horizontal           | -35.49           | -25.00      | 10.49       | 90            |
| 5        | 12965.0         | -44.80   | 5.20            | 12.85      | Horizontal           | -37.15           | -25.00      | 12.15       | 180           |
| 6        | 15558.0         | -45.68   | 5.50            | 14.23      | Horizontal           | -36.95           | -25.00      | 11.95       | 45            |
| 7        | 18151.0         | --       | --              | --         | --                   | --               | --          | --          | --            |
| 8        | 20744.0         | --       | --              | --         | --                   | --               | --          | --          | --            |
| 9        | 23337.0         | --       | --              | --         | --                   | --               | --          | --          | --            |
| 10       | 25930.0         | --       | --              | --         | --                   | --               | --          | --          | --            |

Note: 1.The other Spurious RF Radiated emissions level is no more than noise floor.

2. The worst emission was found in the antenna is Horizontal position.

LTE Band 41 QPSK 20MHz CH-Middle, RB 1

| Harmonic | Frequency (MHz) | SG (dBm) | Cable Loss (dB) | Gain (dBi) | Antenna Polarization | EIRP Level (dBm) | Limit (dBm) | Margin (dB) | Azimuth (deg) |
|----------|-----------------|----------|-----------------|------------|----------------------|------------------|-------------|-------------|---------------|
| 2        | 5167.9          | -48.58   | 2.00            | 10.15      | Horizontal           | -40.43           | -25.00      | 15.43       | 0             |
| 3        | 7752.0          | -45.45   | 2.50            | 11.35      | Horizontal           | -36.60           | -25.00      | 11.60       | 45            |
| 4        | 10336.5         | -52.45   | 4.20            | 12.05      | Horizontal           | -44.60           | -25.00      | 19.60       | 90            |
| 5        | 12918.8         | -56.35   | 5.20            | 14.85      | Horizontal           | -46.70           | -25.00      | 21.70       | 225           |
| 6        | 15504.8         | -47.83   | 5.50            | 13.23      | Horizontal           | -40.10           | -25.00      | 15.10       | 135           |
| 7        | 18151.0         | --       | --              | --         | --                   | --               | --          | --          | --            |
| 8        | 20744.0         | --       | --              | --         | --                   | --               | --          | --          | --            |
| 9        | 23337.0         | --       | --              | --         | --                   | --               | --          | --          | --            |
| 10       | 25930.0         | --       | --              | --         | --                   | --               | --          | --          | --            |

Note: 1.The other Spurious RF Radiated emissions level is no more than noise floor.

2. The worst emission was found in the antenna is Horizontal position.



## 6 Main Test Instruments

| Name                   | Manufacturer | Type         | Serial Number | Calibration Date | Expiration Date |
|------------------------|--------------|--------------|---------------|------------------|-----------------|
| Base Station Simulator | R&S          | CMW500       | 113824        | 2019-05-19       | 2020-05-18      |
| Power Splitter         | Hua Xiang    | SHX-GF2-2-13 | 10120101      | /                | /               |
| Spectrum Analyzer      | Key sight    | N9010A       | MY50210259    | 2019-05-19       | 2020-05-18      |
| Signal Analyzer        | R&S          | FSV40        | 101298        | 2019-05-19       | 2020-05-18      |
| Loop Antenna           | SCHWARZBECK  | FMZB1519     | 1519-047      | 2017-09-26       | 2020-09-25      |
| Trilog Antenna         | SCHWARZBECK  | VUBL 9163    | 9163-201      | 2017-11-18       | 2020-11-17      |
| Horn Antenna           | R&S          | HF907        | 100126        | 2018-07-07       | 2020-07-06      |
| Horn Antenna           | ETS-Lindgren | 3160-09      | 00102643      | 2018-06-20       | 2020-06-19      |
| Signal generator       | R&S          | SMB 100A     | 102594        | 2019-05-19       | 2020-05-18      |
| Climatic Chamber       | ESPEC        | SU-242       | 93000506      | 2017-12-17       | 2020-12-16      |
| Preamplifier           | R&S          | SCU18        | 102327        | 2019-05-19       | 2020-05-18      |
| MOB COMMS DC SUPPLY    | Keysight     | 66319D       | MY43004105    | 2019-05-19       | 2020-05-18      |
| RF Cable               | Agilent      | SMA 15cm     | 0001          | 2019-12-13       | 2020-6-12       |
| Software               | R&S          | EMC32        | 9.26.0        | /                | /               |

\*\*\*\*\*END OF REPORT \*\*\*\*\*