


Display certification icon

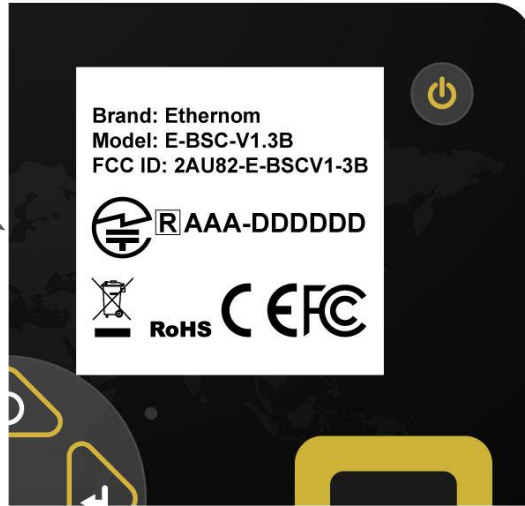
2 scenario:

1. Card program with Bootloader image only
2. Card program with application image

1. Card program with Bootloader image only



Press to power off device




Display certification data for 3 seconds
(Or longer if require)




Display Ethernom logo, when device is off

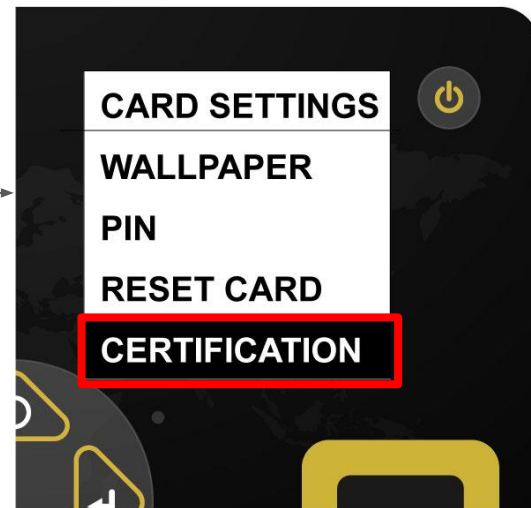
2. Card program with application image



Select "Settings" icon on system tray

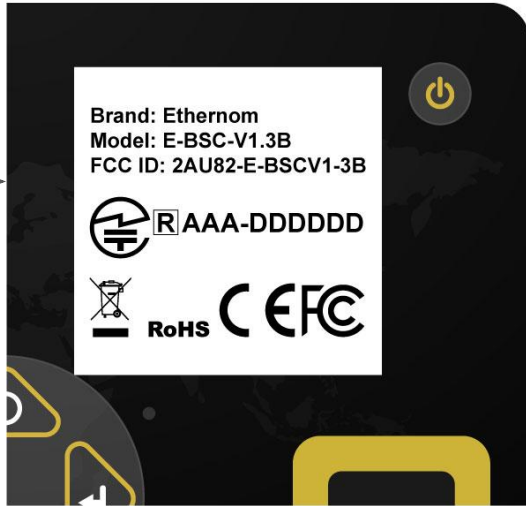


Select "Card Settings"



Scroll to, and select "CERTIFICATION" option

2. Card program with application image



Display certification data