


External Photos (See Note concerning the Ferrite)

Top View



Front View

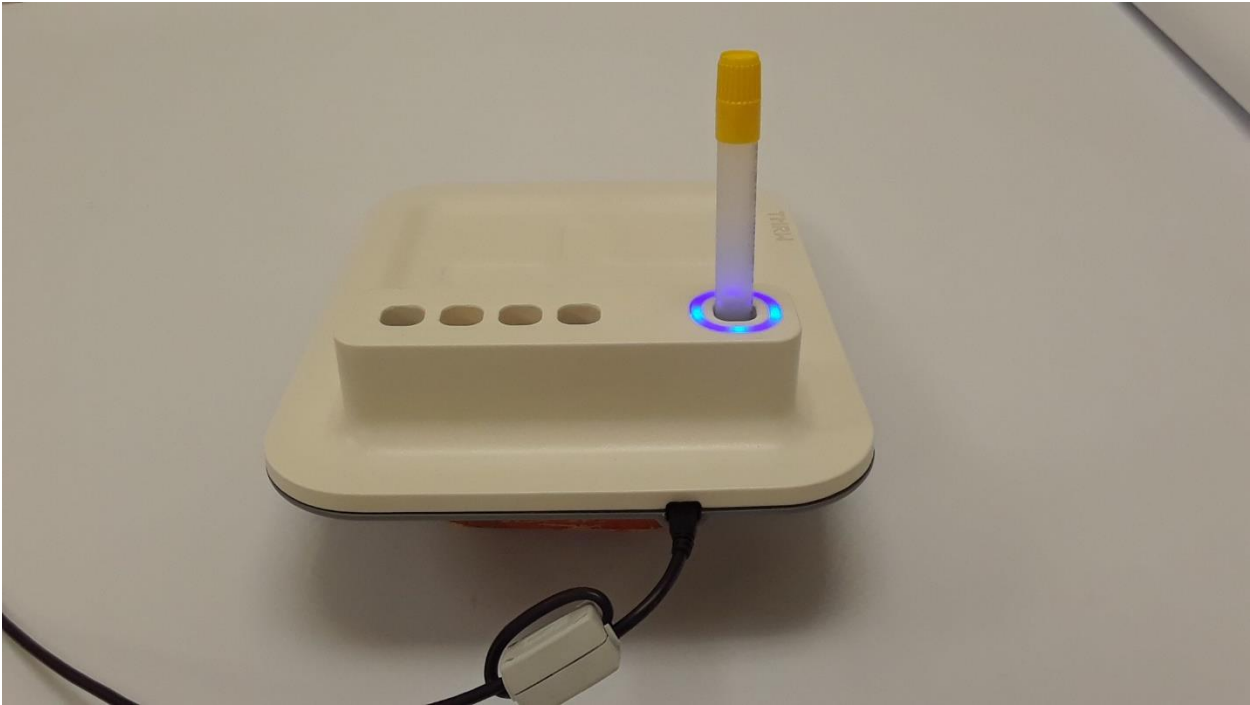


Bottom View


Bottom View




Back View



Left Side View



Right Side View



NOTE:

The pictures show a Ferrite bead. The Ferrite was added during testing for EN/IEC 60601-1-2 testing to improve radiated emission levels and to improve the response of the EUT for conducted immunity.

The ferrite bead shown in the pictures was not used nor was it required to demonstrate compliance to FCC and ISED regulations during transmitter testing which was performed before the EMC testing.

However, the ferrite bead shown or an equivalent solution will be used in the final product.

The Ferrite bead used was: Wurth Elektronik ferrite # 742 711 31 (2 turns)

