

x0 63x156mm

### Smart visual ear-clean rod

Suitable for adults and children

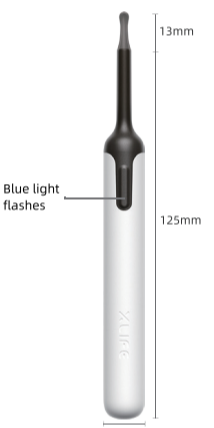
#### Step 1: Download the APP

iOS : Search "Xlife" in App Store  
Android: Search "Xlife" in Google Play

Or scan the QR code to download the app




#### Step 2: Press and hold the power button to turn on the ear cleaning rod



#### Step 3: Connect product WiFi

1

Connect Product Wi-Fi  
"Xlife-X0-XXXXXX"



2

Back to Xlife app  
Enter and start to use it




#### Accessory

1 Model No.: X0


1 Silicone ear spoon x 4



2 Portable container x1



3 Type C cable x 1



#### 2 Model No.: Xlife X0

1 Silicone ear spoon x 8



2 Portable container x1




3 Type C cable x 1



#### 3 Model No.: Xlife X0 S

1 Silicone ear spoon x 8



2 Portable container x1



3 Type C cable x 1




4 Storage box x1




#### 4 Model No.: Xlife X0 PLUS


1 Silicone ear spoon x12




2 Type C cable x 1




3 Double-ended cleaning brush x 1



4 Standing base x 1



5 Alcohol cotton swabs x2



▲ Note: Do not use the charging equipment with output voltage exceeding 5V

#### Troubleshooting

Problem	Solution
No response after startup	Please use the incidental charging cable to charge. The charging time is 30mins
The app exits quickly	Delete the existing app and scan QR to reinstall it
Feel tricky with replacing ear tips	Align the replacement ear tip to camera and tighten clockwise
Indicator light flashes	Please use the incidental charging cable to charge. The charging time is 30mins
Abnormal display in app	Interrupt the connection, restart the product to connect again

If you still have problems with the above procedures, please contact our Customer Service Representatives directly for further assistance


#### Hazardous substance

Part name	Hazardous material					
	(Pb)	(Hg)	(Cd)	(Cr(VI))	(PBB)	(PBDE)
Printed Circuit Components	x	o	o	o	o	o
Case	o	o	o	o	o	o
Plastic rubber accessory	o	o	o	o	o	o

This form is formulated in accordance with SJ/T 11364  
o : represent the hazardous material ratio is below GB/T26572-2011  
x : represent the hazardous material ratio is over GB/T26572-2011

#### Product parameters

Product Name: Smart visual ear-clean rod  
Model: X0  
Pixels: 3 Mega-pixels  
Depth of field: 10-50mm  
Lens diameter: 3.5mm  
Image transmission rate: 20fps  
Battery: 100mAh  
Battery life: 30 minutes  
Charging time: 30 minutes  
Input current: 5V 0.5A  
Gyroscope: 3-axis  
Network standard: IEEE 802.11b/g/n  
Working temperature: -10- 45 C  
Rod weight: 11g  
Working frequency: 2.4Ghz  
Image sensor: CMOS



#### Attention

- When cleaning lens, please wipe it carefully with professional alcohol cotton swabs.
- Please observe your surroundings before use. Stay at least 2ft away from people, animals, or moving objects when using. Don't use in a moving vehicle or other unstable environments. Please don't move around when using.
- This product is unsuitable for children under 3 years old.
- This product is not suitable for children to use alone.
- Do not place in a humid environment for a long time or soak in liquids.
- There is a built-in rechargeable lithium-ion battery. Even if you do not use it, you should charge it once a month to avoid long-term battery damage.
- Please use a 5V charger to charge the device. Do not use this product while being charged.
- Avoid direct exposure to the sun.
- Do not put heavy objects on the product.
- It is normal for the temperature to rise slightly when using (up to 95°F).

#### Warranty

---

**User Info**

User name: \_\_\_\_\_ Telephone number: \_\_\_\_\_

Address: \_\_\_\_\_

Seller: \_\_\_\_\_ Telephone number: \_\_\_\_\_

**FCC Caution:**

This device complies with part 15 of the FCC Rules. Operation is subject to the following two conditions:

(1) This device may not cause harmful interference, and (2) this device must accept any interference received, including interference that may cause undesired operation.

Any changes or modifications not expressly approved by the party responsible for compliance could void the user's authority to operate the equipment.

NOTE: This equipment has been tested and found to comply with the limits for a Class B digital device, pursuant to Part 15 of the FCC Rules. These limits are designed to provide reasonable protection against harmful interference in a residential installation. This equipment generates, uses and can radiate radio frequency energy and, if not installed and used in accordance with the instructions, may cause harmful interference to radio communications. However, there is no guarantee that interference will not occur in a particular installation.

If this equipment does cause harmful interference to radio or television reception, which can be determined by turning the equipment off and on, the user is encouraged to try to correct the interference by one or more of the following measures:

- Reorient or relocate the receiving antenna.
- Increase the separation between the equipment and receiver.
- Connect the equipment into an outlet on a circuit different from that to which the receiver is connected.
- Consult the dealer or an experienced radio/TV technician for help.

The device has been evaluated to meet general RF exposure requirement. The device can be used in portable exposure condition without restriction.

FCC ID: 2AU63-X0