



Appendix C

RF Test Data for 5.8GWIFI (Conducted Measurement)

Product Name: Wireless Router

Test Model: TR300

Environmental Conditions

Temperature:	23.8° C
Relative Humidity:	52.1%
ATM Pressure:	100.0 kPa
Test Engineer:	Taylor Hu
Supervised by:	Ling Zhu





C.1 -6dB Bandwidth

Condition	Mode	Frequency (MHz)	Antenna	-6 dB Bandwidth (MHz)	Limit -6 dB Bandwidth (MHz)	Verdict
NVNT	a	5745	Ant0	16.32	>=0.5	Pass
NVNT	a	5785	Ant0	16.321	>=0.5	Pass
NVNT	a	5825	Ant0	16.293	>=0.5	Pass
NVNT	n20	5745	Ant0	17.582	>=0.5	Pass
NVNT	n20	5785	Ant0	17.554	>=0.5	Pass
NVNT	n20	5825	Ant0	17.045	>=0.5	Pass
NVNT	n40	5755	Ant0	35.052	>=0.5	Pass
NVNT	n40	5795	Ant0	35.134	>=0.5	Pass
NVNT	ac20	5745	Ant0	17.574	>=0.5	Pass
NVNT	ac20	5785	Ant0	17.565	>=0.5	Pass
NVNT	ac20	5825	Ant0	16.608	>=0.5	Pass
NVNT	ac40	5755	Ant0	33.777	>=0.5	Pass
NVNT	ac40	5795	Ant0	35.089	>=0.5	Pass
NVNT	ac80	5775	Ant0	75.105	>=0.5	Pass
NVNT	ax20	5745	Ant0	18.749	>=0.5	Pass
NVNT	ax20	5785	Ant0	18.894	>=0.5	Pass
NVNT	ax20	5825	Ant0	18.195	>=0.5	Pass
NVNT	ax40	5755	Ant0	35.074	>=0.5	Pass
NVNT	ax40	5795	Ant0	35.294	>=0.5	Pass
NVNT	ax80	5775	Ant0	75.057	>=0.5	Pass

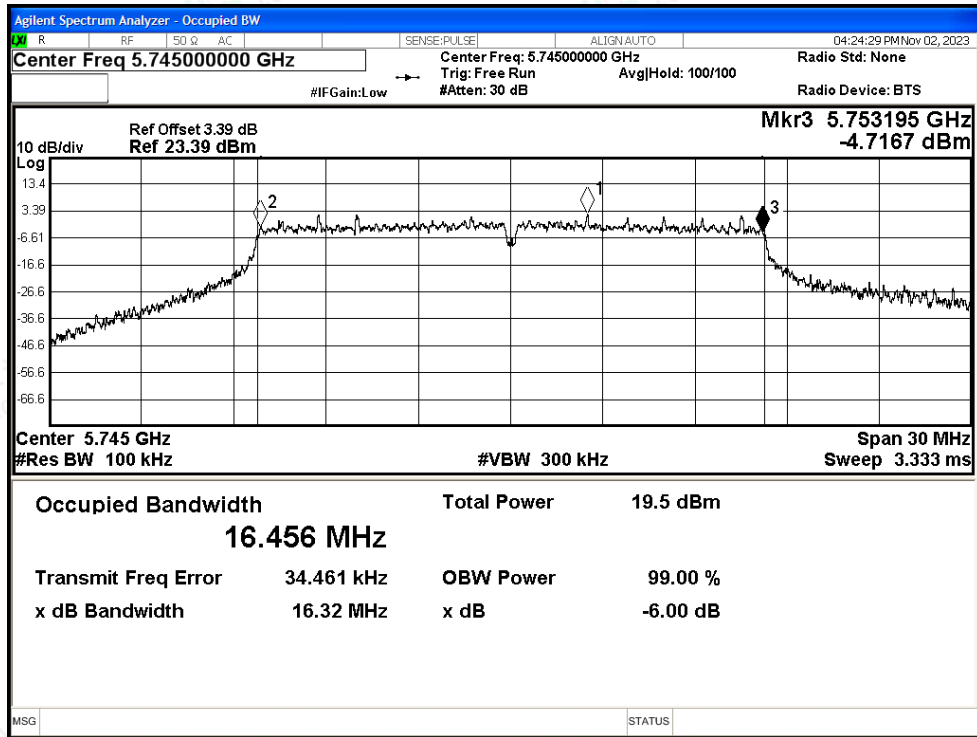


Shenzhen LCS Compliance Testing Laboratory Ltd.
 Add: 101, 201 Bldg A & 301 Bldg C, Juji Industrial Park Yabianxueziwei, Shajing Street, Baoan District, Shenzhen, 518000, China
 Tel: +(86) 0755-82591330 | E-mail: webmaster@lcs-cert.com | Web: www.lcs-cert.com
 Scan code to check authenticity

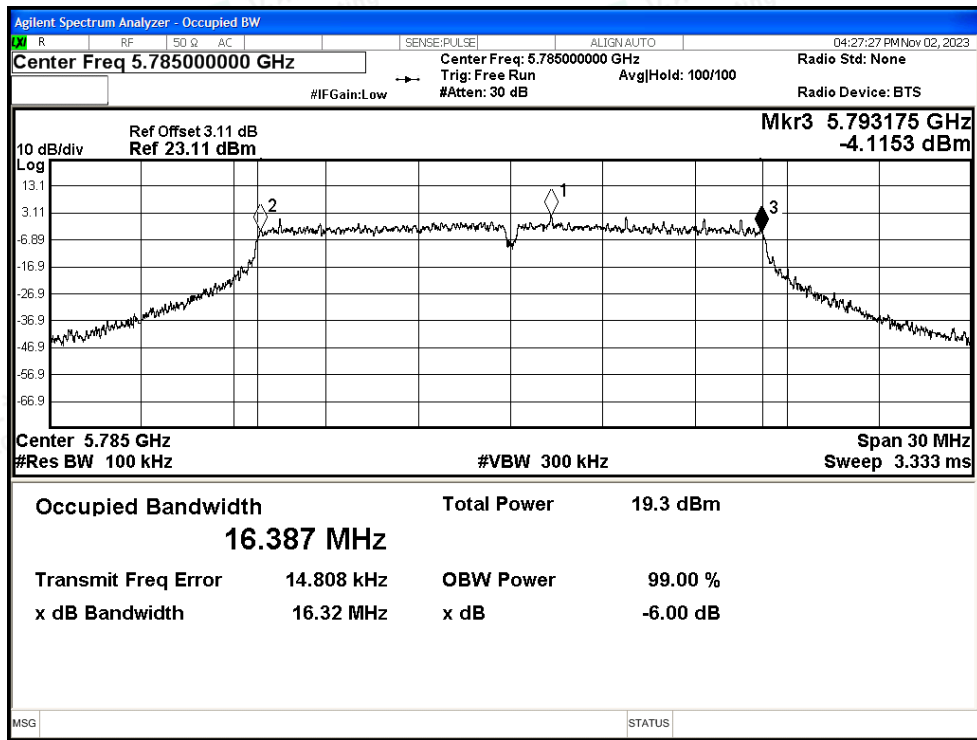


Test Graphs

-6dB Bandwidth NVNT a 5745MHz Ant0

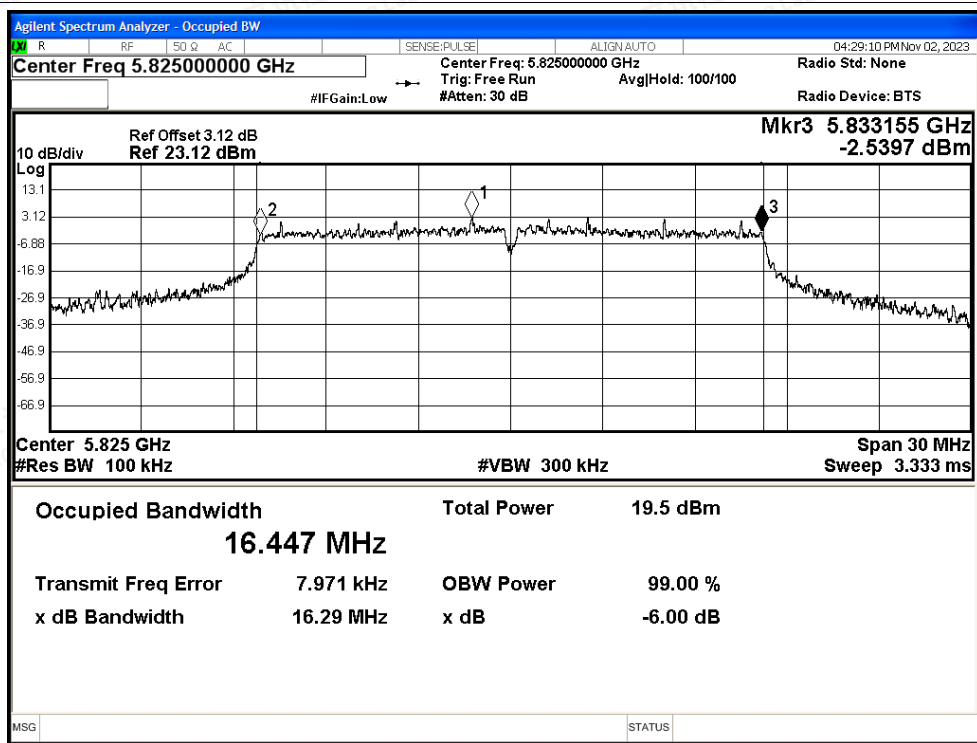


-6dB Bandwidth NVNT a 5785MHz Ant0

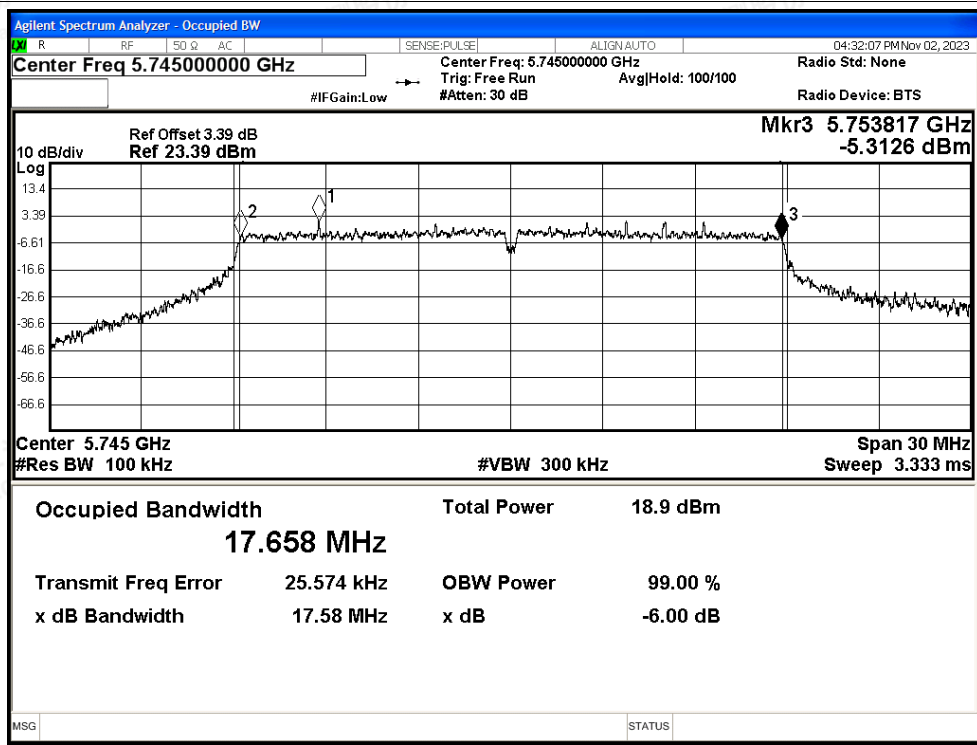




-6dB Bandwidth NVNT a 5825MHz Ant0

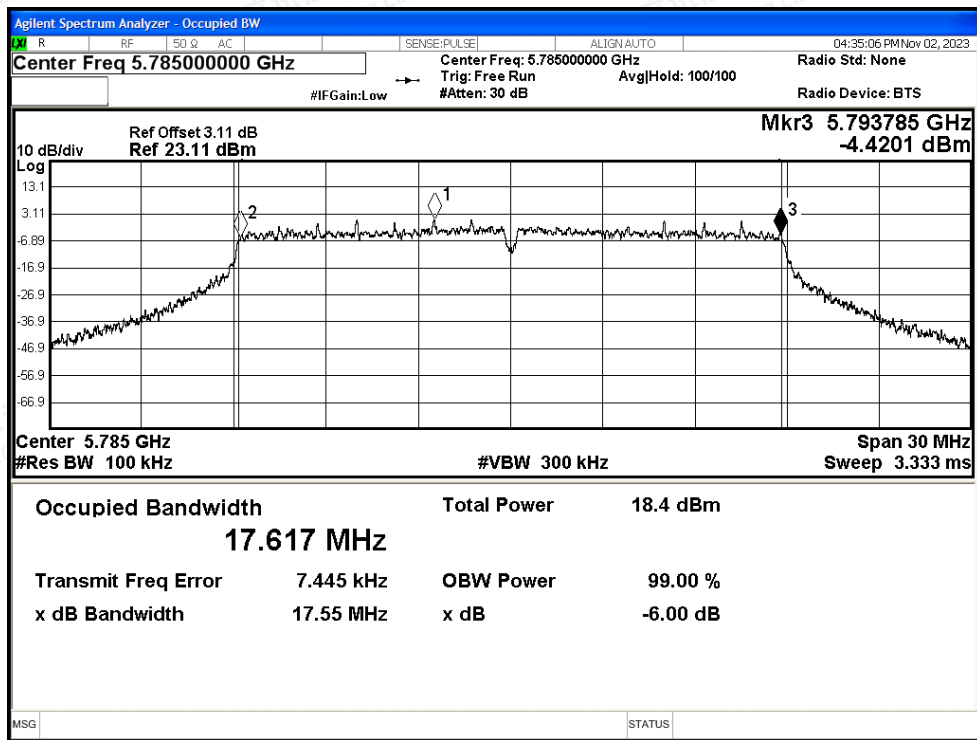


-6dB Bandwidth NVNT n20 5745MHz Ant0

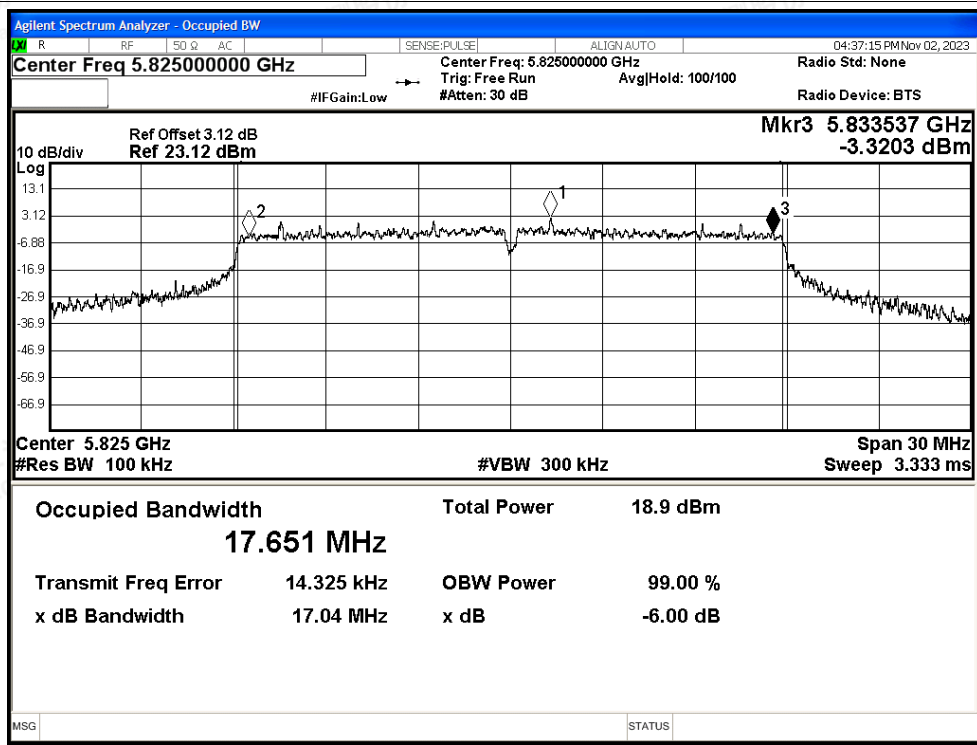




-6dB Bandwidth NVNT n20 5785MHz Ant0

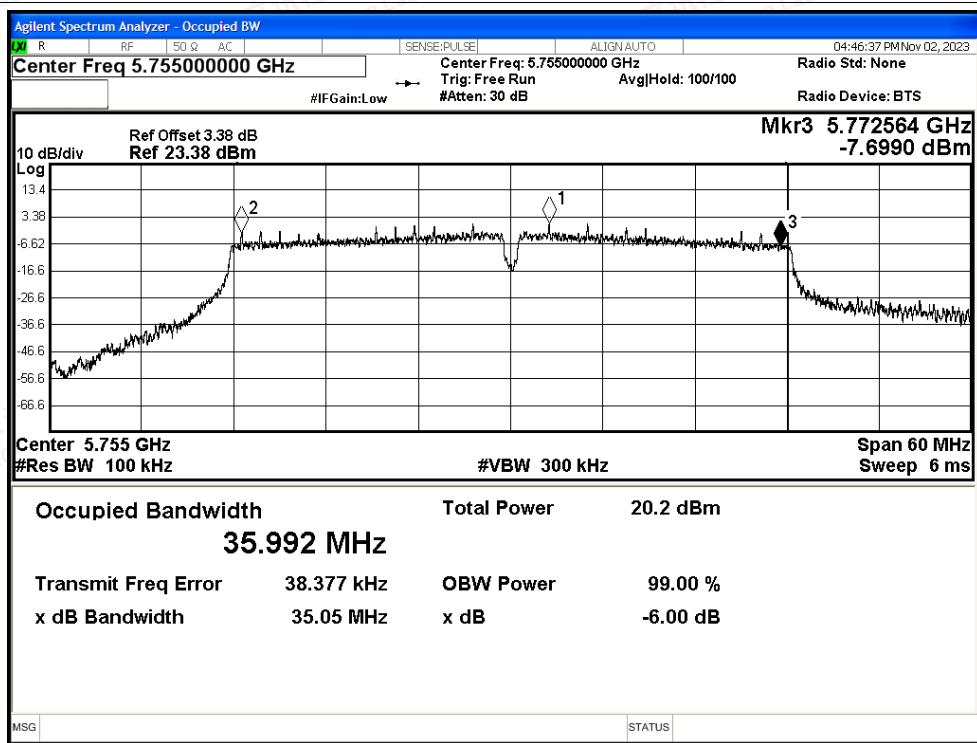


-6dB Bandwidth NVNT n20 5825MHz Ant0

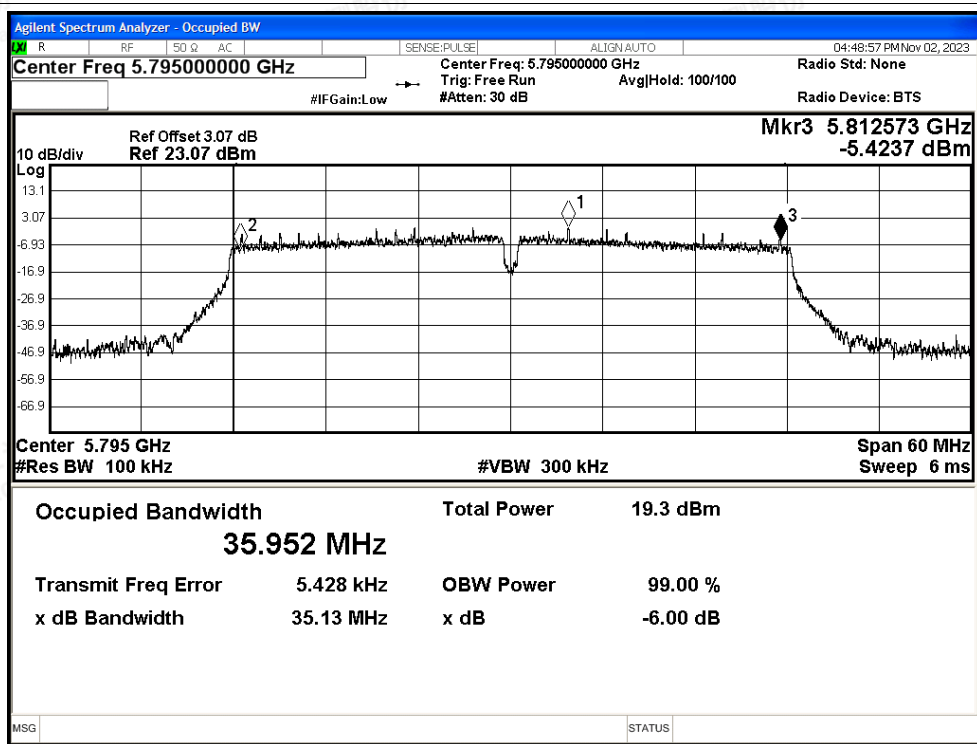




-6dB Bandwidth NVNT n40 5755MHz Ant0

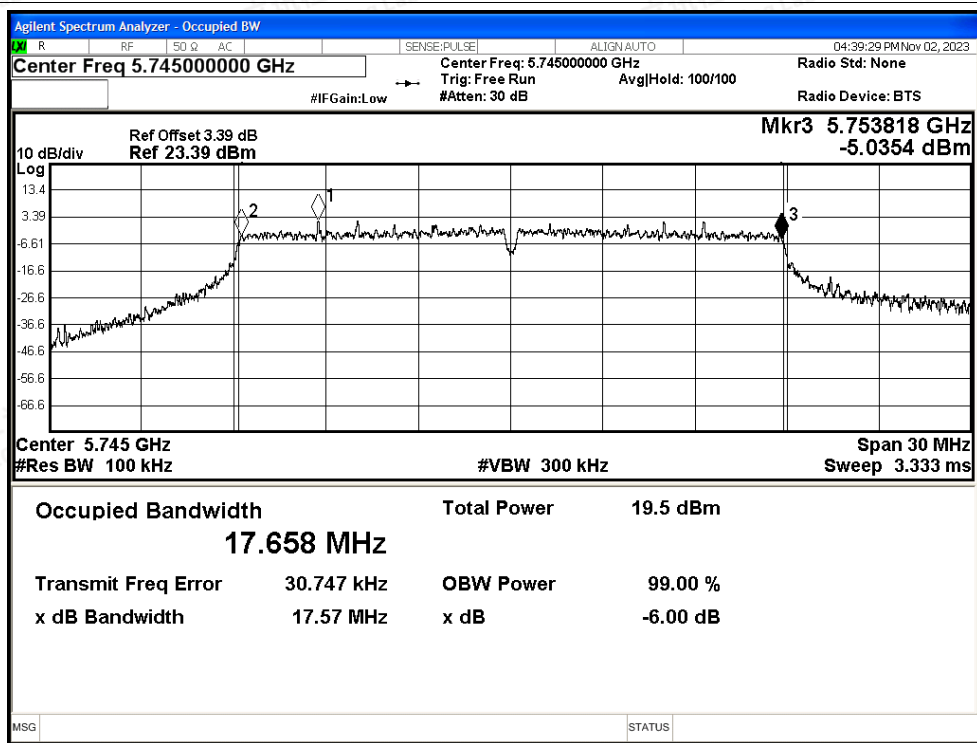


-6dB Bandwidth NVNT n40 5795MHz Ant0

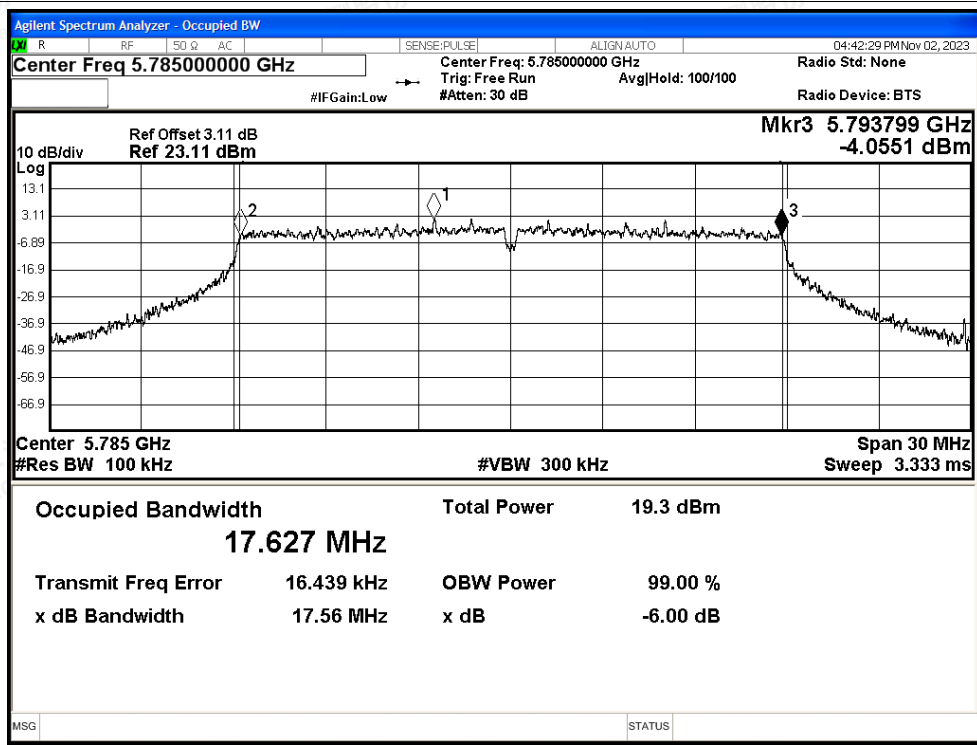




-6dB Bandwidth NVNT ac20 5745MHz Ant0

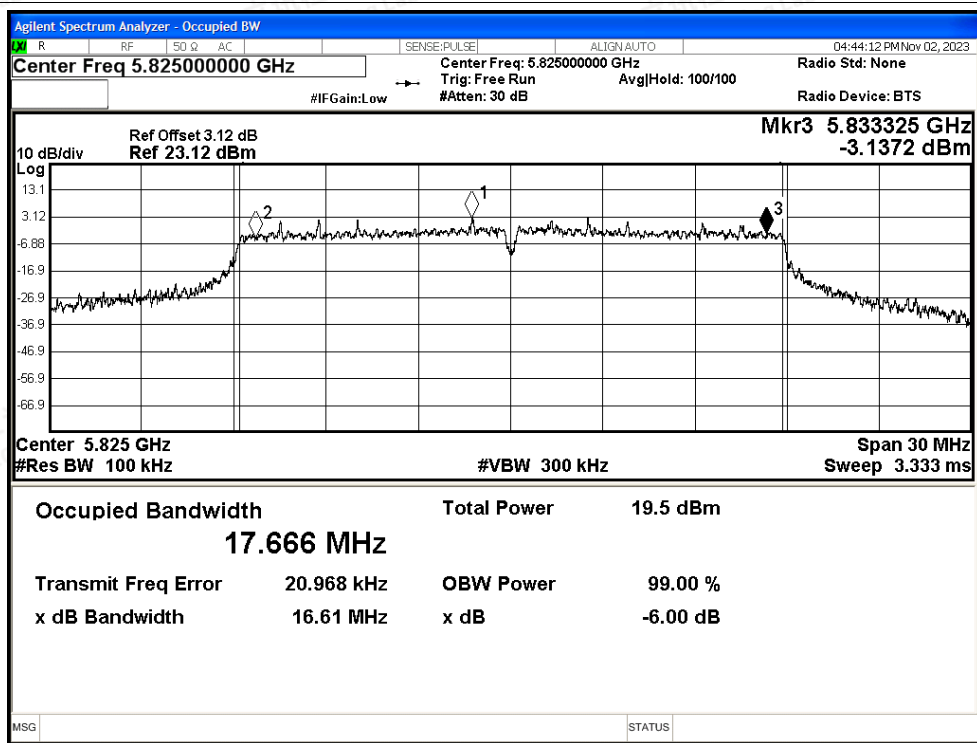


-6dB Bandwidth NVNT ac20 5785MHz Ant0

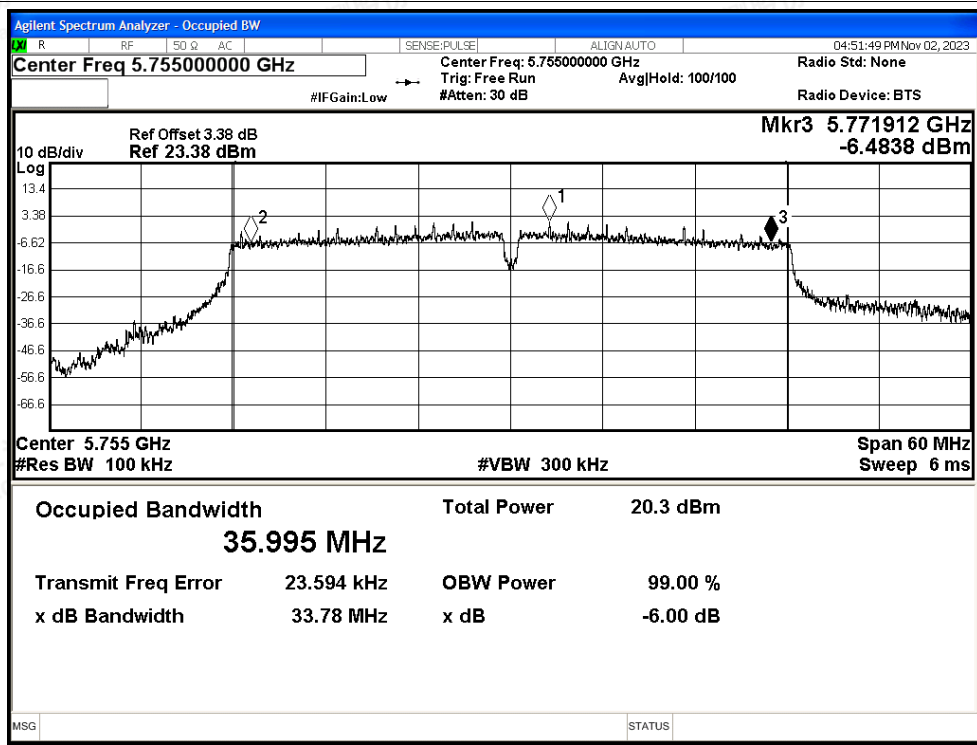




-6dB Bandwidth NVNT ac20 5825MHz Ant0

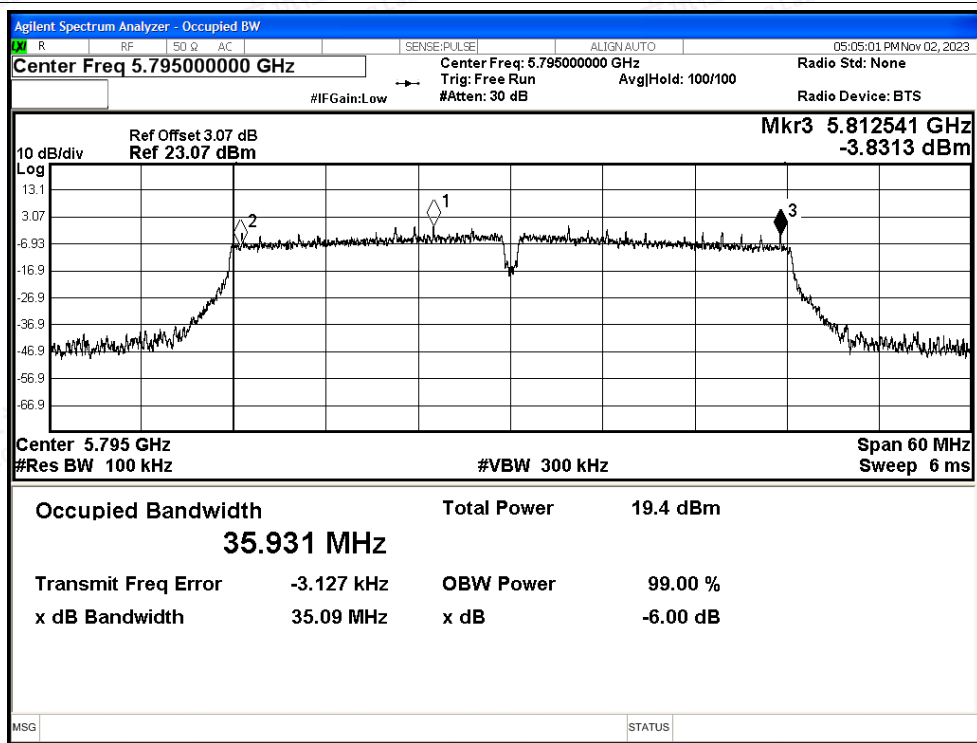


-6dB Bandwidth NVNT ac40 5755MHz Ant0

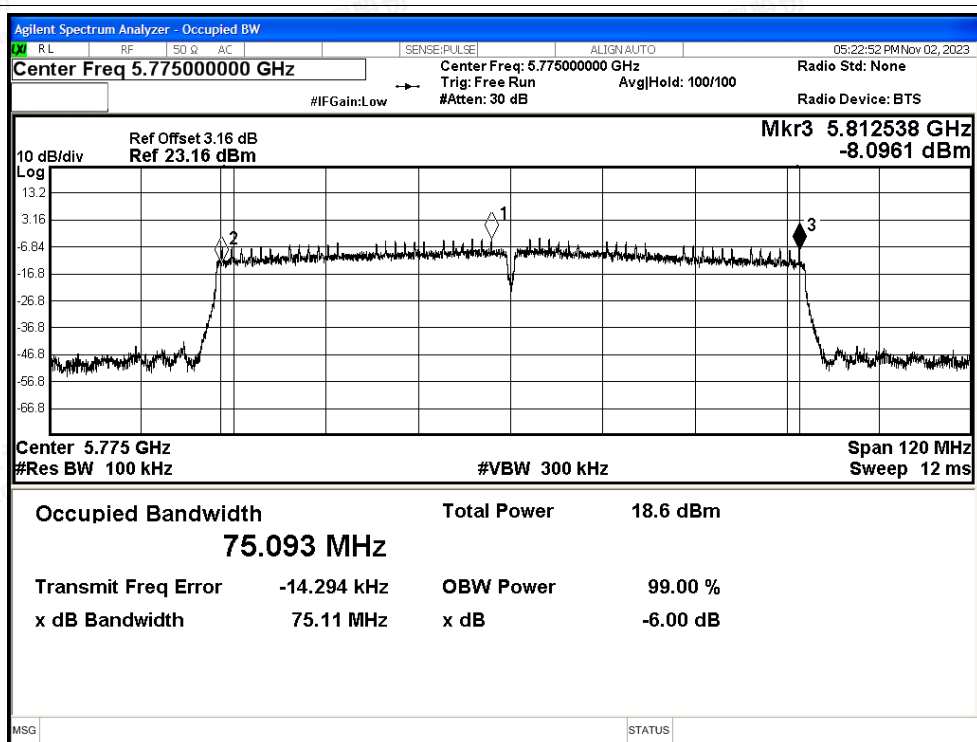




-6dB Bandwidth NVNT ac40 5795MHz Ant0

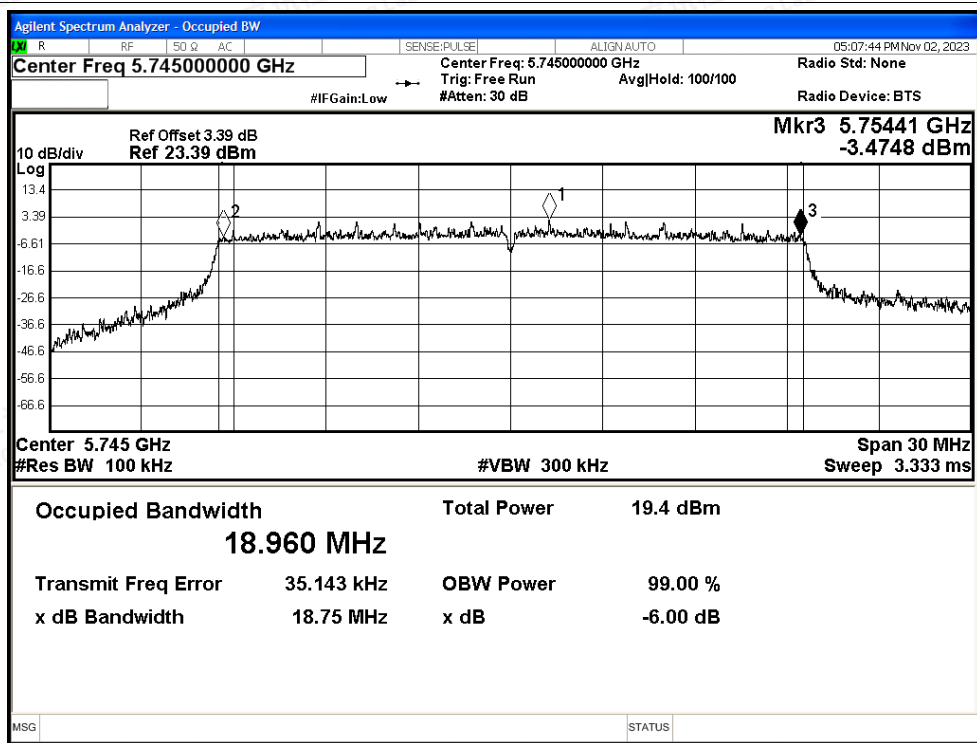


-6dB Bandwidth NVNT ac80 5775MHz Ant0

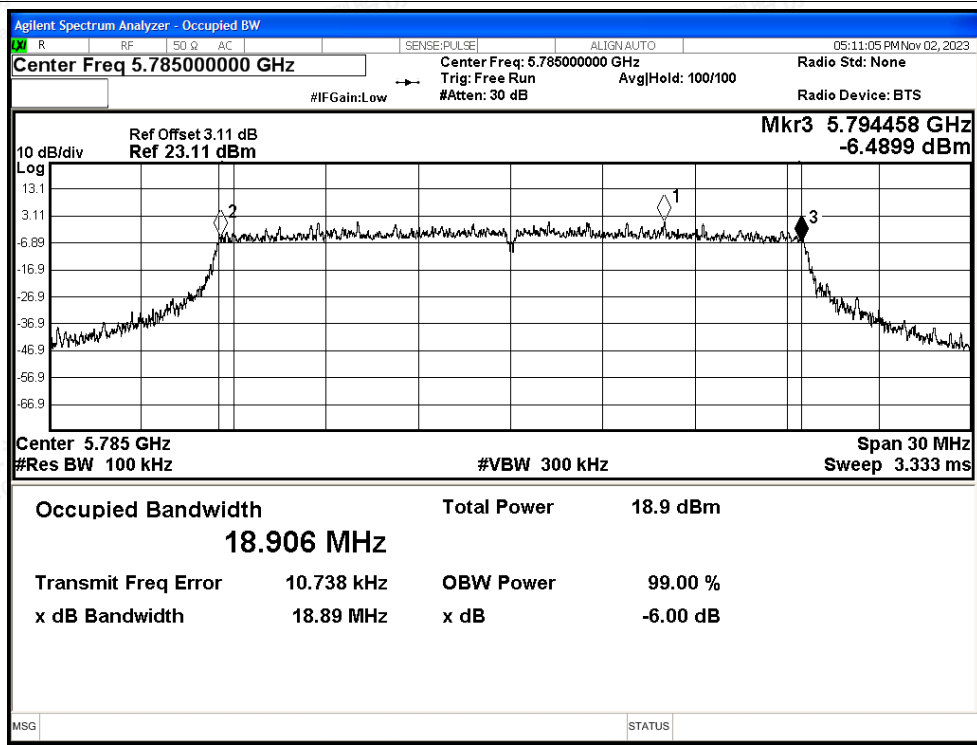




-6dB Bandwidth NVNT ax20 5745MHz Ant0

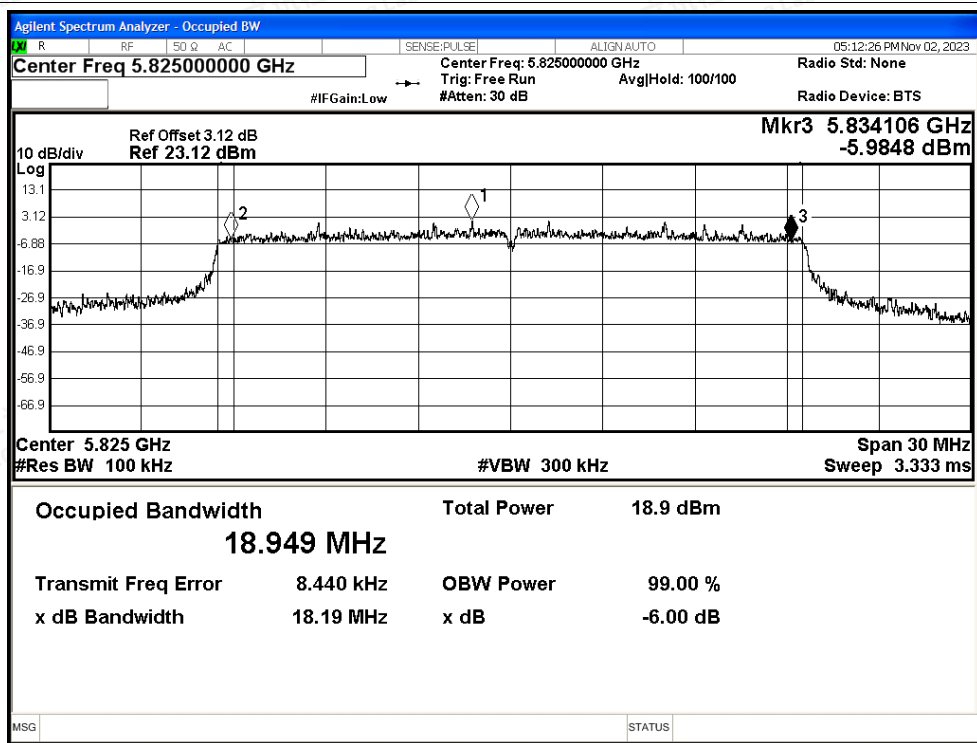


-6dB Bandwidth NVNT ax20 5785MHz Ant0

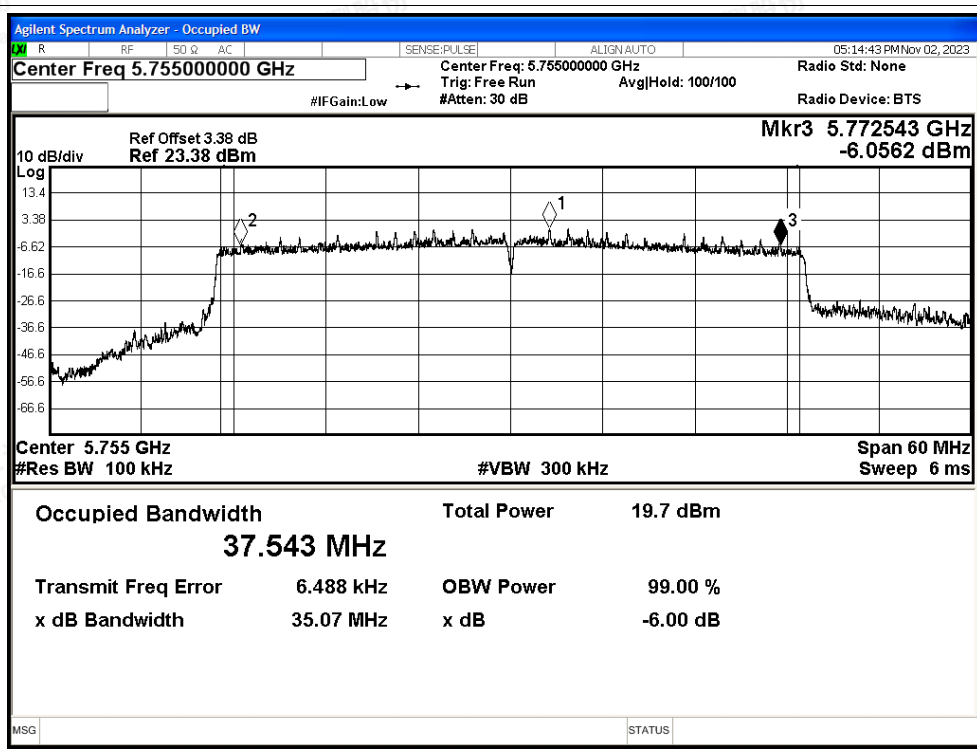




-6dB Bandwidth NVNT ax20 5825MHz Ant0

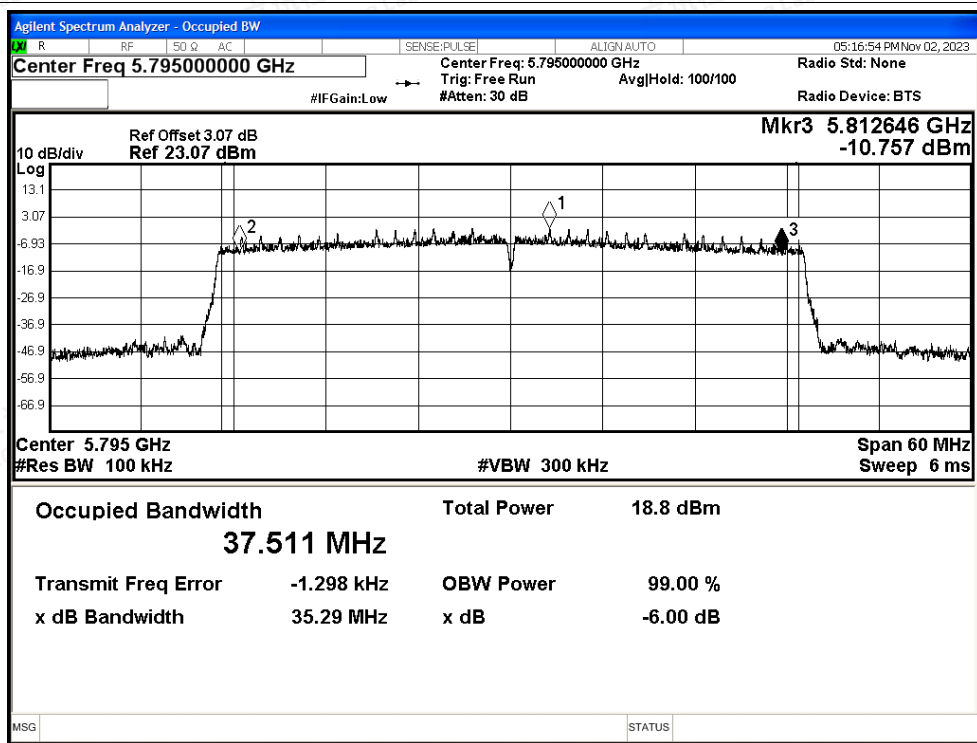


-6dB Bandwidth NVNT ax40 5755MHz Ant0

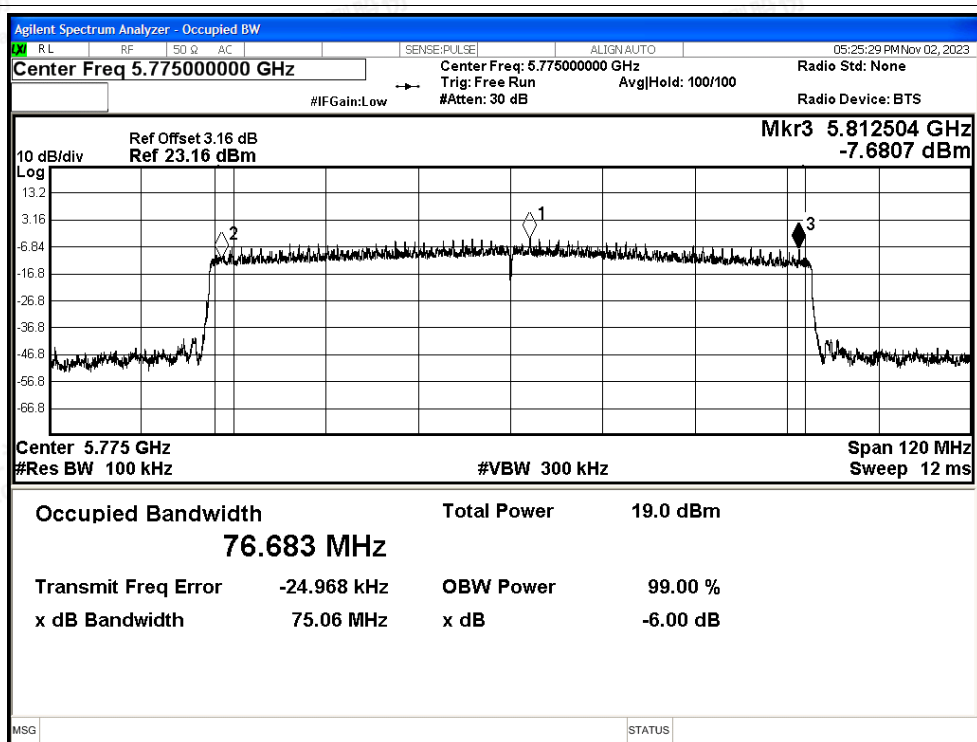




-6dB Bandwidth NVNT ax40 5795MHz Ant0



-6dB Bandwidth NVNT ax80 5775MHz Ant0





Condition	Mode	Frequency (MHz)	Antenna	-6 dB Bandwidth (MHz)	Limit -6 dB Bandwidth (MHz)	Verdict
NVNT	a	5745	Ant1	16.301	>=0.5	Pass
NVNT	a	5785	Ant1	15.675	>=0.5	Pass
NVNT	a	5825	Ant1	16.331	>=0.5	Pass
NVNT	n20	5745	Ant1	17.291	>=0.5	Pass
NVNT	n20	5785	Ant1	17.278	>=0.5	Pass
NVNT	n20	5825	Ant1	16.879	>=0.5	Pass
NVNT	n40	5755	Ant1	35.05	>=0.5	Pass
NVNT	n40	5795	Ant1	35.049	>=0.5	Pass
NVNT	ac20	5745	Ant1	17.533	>=0.5	Pass
NVNT	ac20	5785	Ant1	17.546	>=0.5	Pass
NVNT	ac20	5825	Ant1	17.53	>=0.5	Pass
NVNT	ac40	5755	Ant1	35.034	>=0.5	Pass
NVNT	ac40	5795	Ant1	33.853	>=0.5	Pass
NVNT	ac80	5775	Ant1	75.088	>=0.5	Pass
NVNT	ax20	5745	Ant1	18.436	>=0.5	Pass
NVNT	ax20	5785	Ant1	18.09	>=0.5	Pass
NVNT	ax20	5825	Ant1	17.757	>=0.5	Pass
NVNT	ax40	5755	Ant1	35.06	>=0.5	Pass
NVNT	ax40	5795	Ant1	35.299	>=0.5	Pass
NVNT	ax80	5775	Ant1	75.062	>=0.5	Pass

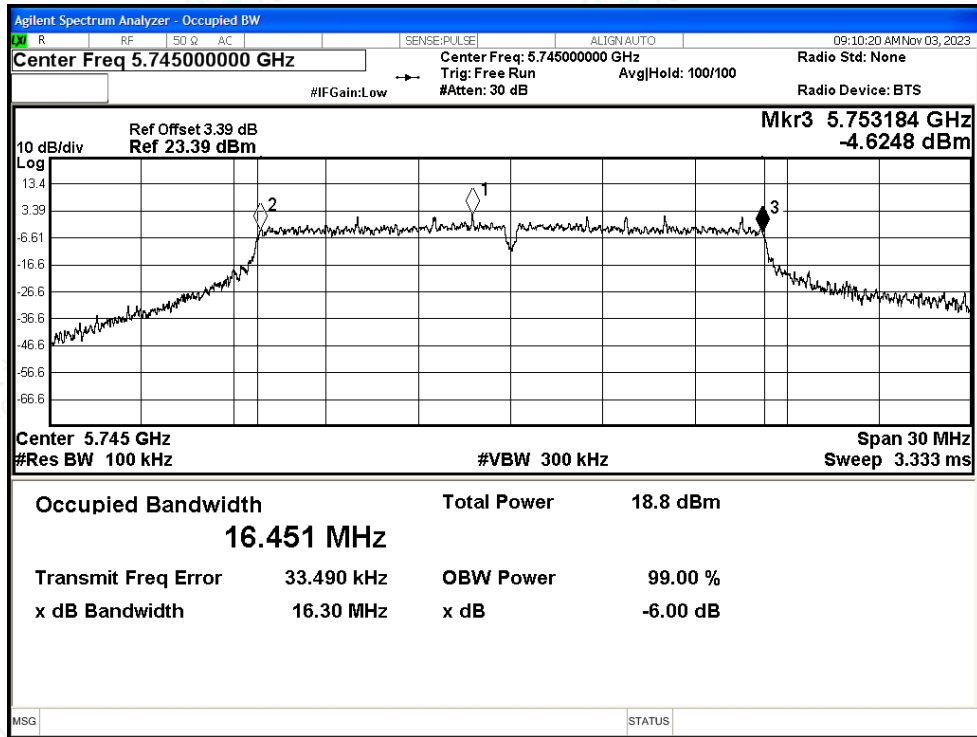


Shenzhen LCS Compliance Testing Laboratory Ltd.
 Add: 101, 201 Bldg A & 301 Bldg C, Juji Industrial Park Yabianxueziwei, Shajing Street, Baoan District, Shenzhen, 518000, China
 Tel: +(86) 0755-82591330 | E-mail: webmaster@lcs-cert.com | Web: www.lcs-cert.com
 Scan code to check authenticity

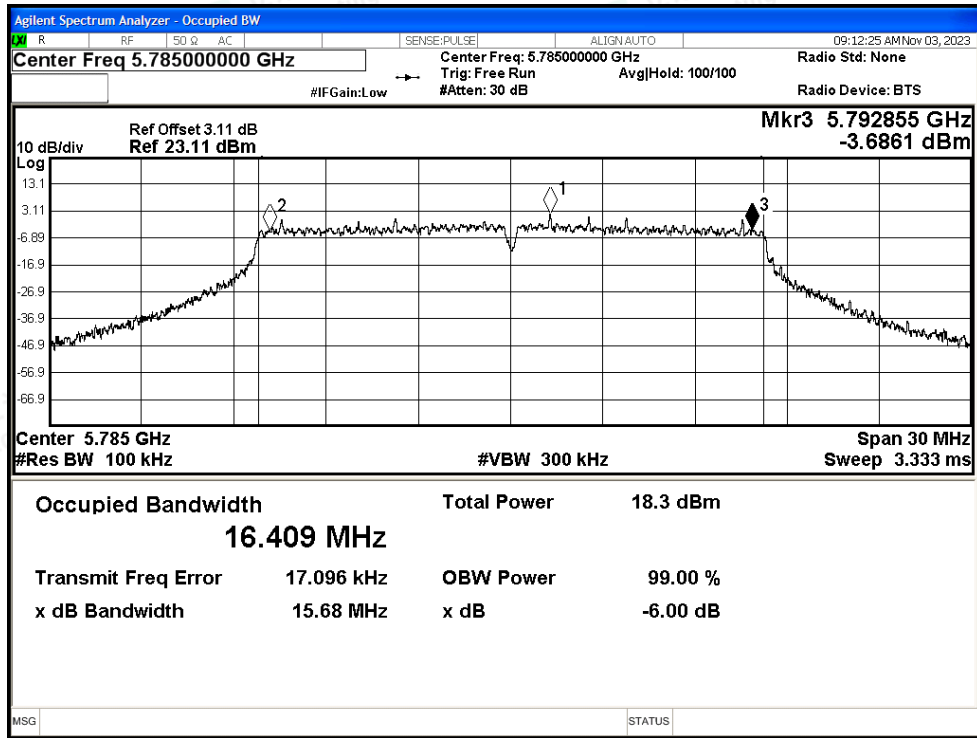


Test Graphs

-6dB Bandwidth NVNT a 5745MHz Ant1

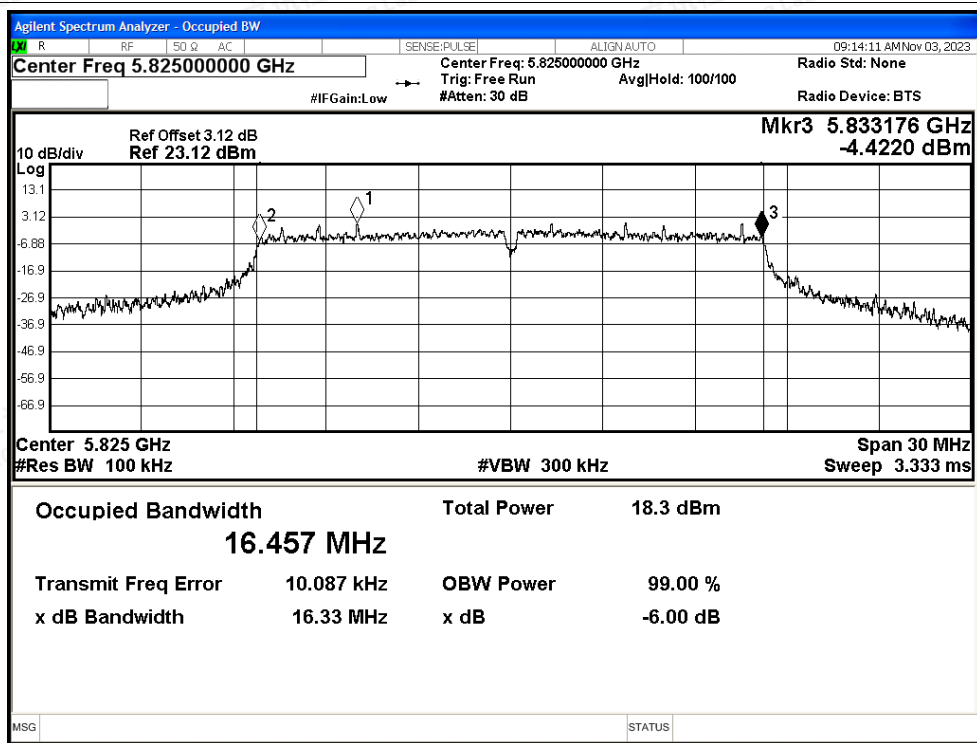


-6dB Bandwidth NVNT a 5785MHz Ant1

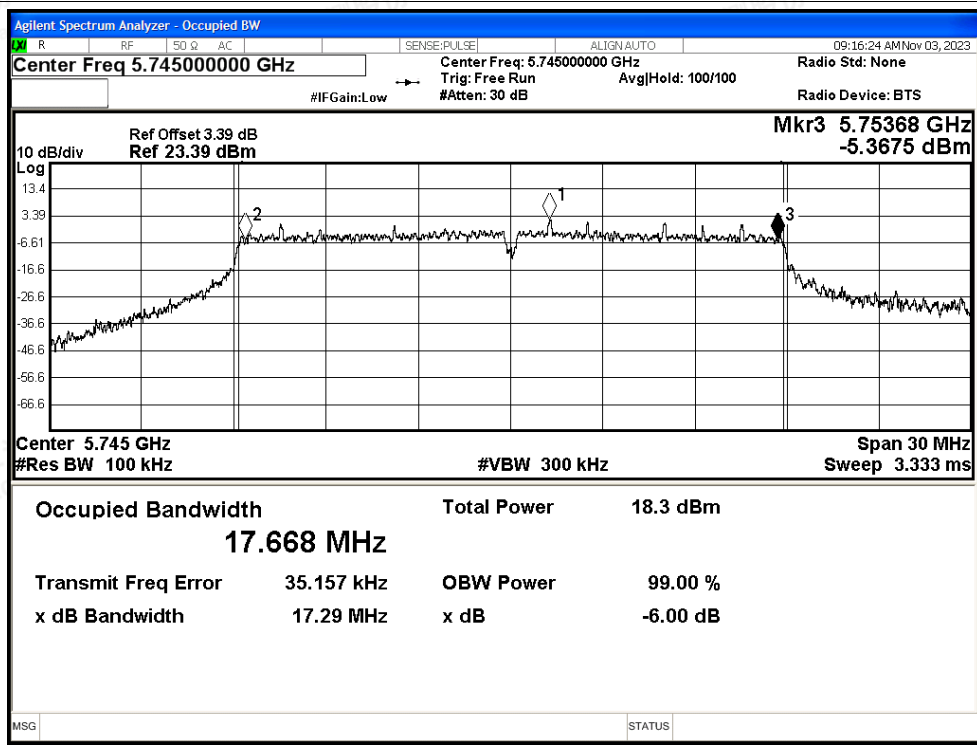




-6dB Bandwidth NVNT a 5825MHz Ant1

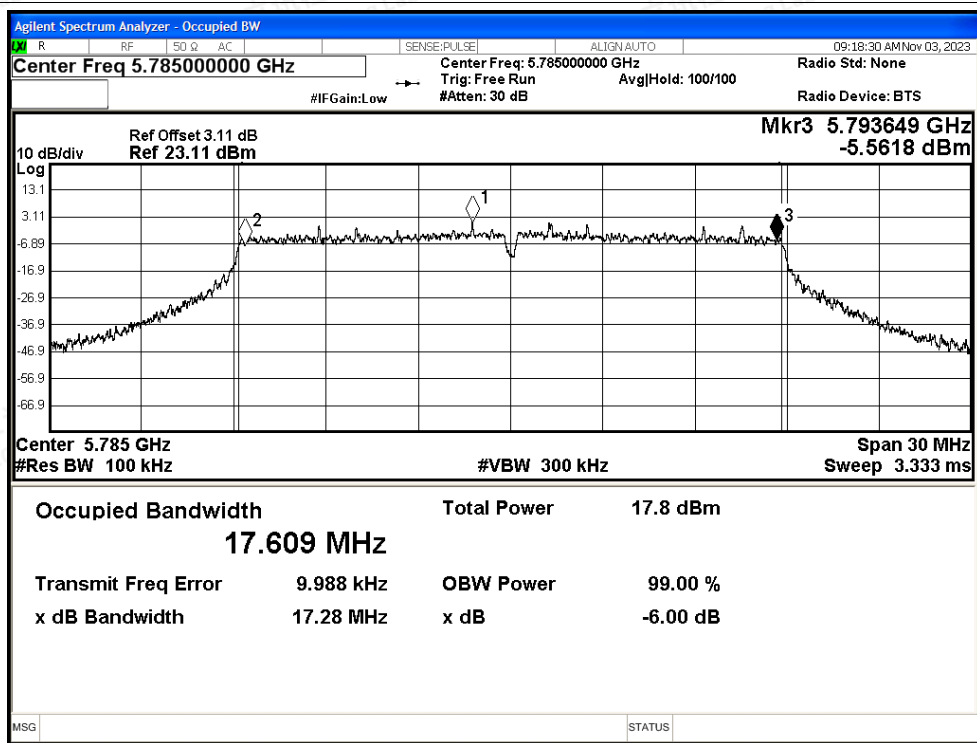


-6dB Bandwidth NVNT n20 5745MHz Ant1

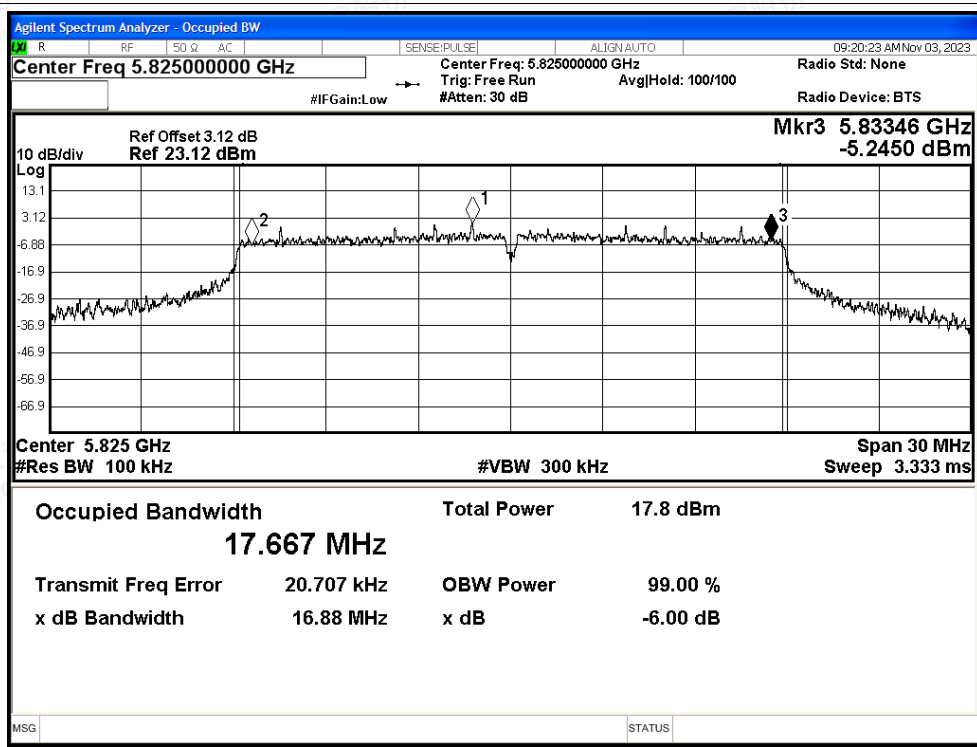




-6dB Bandwidth NVNT n20 5785MHz Ant1

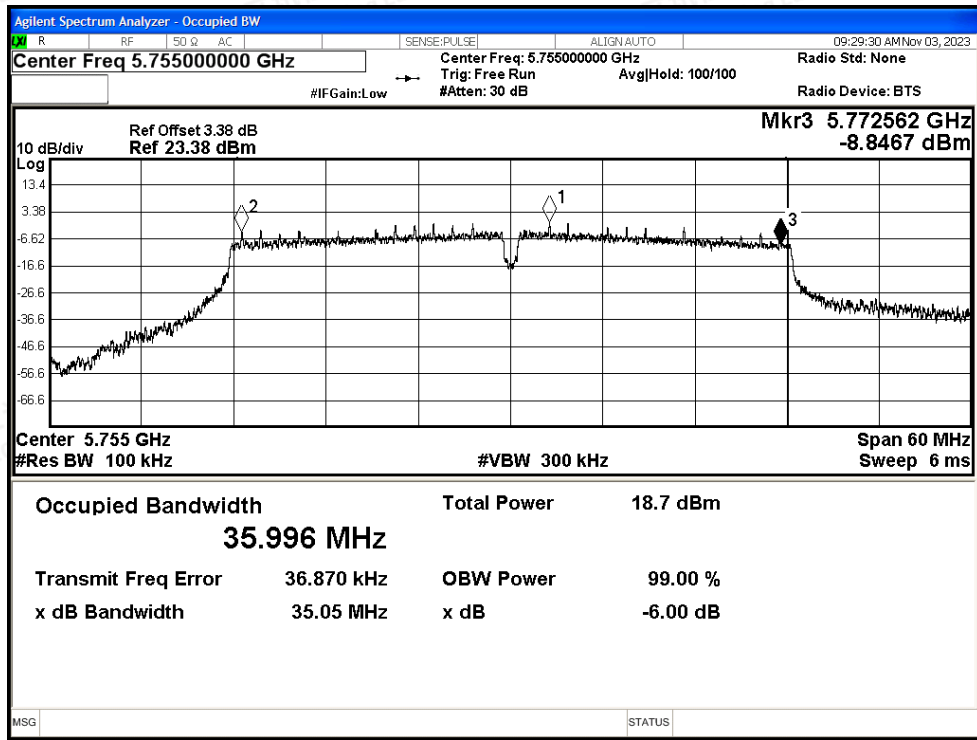


-6dB Bandwidth NVNT n20 5825MHz Ant1

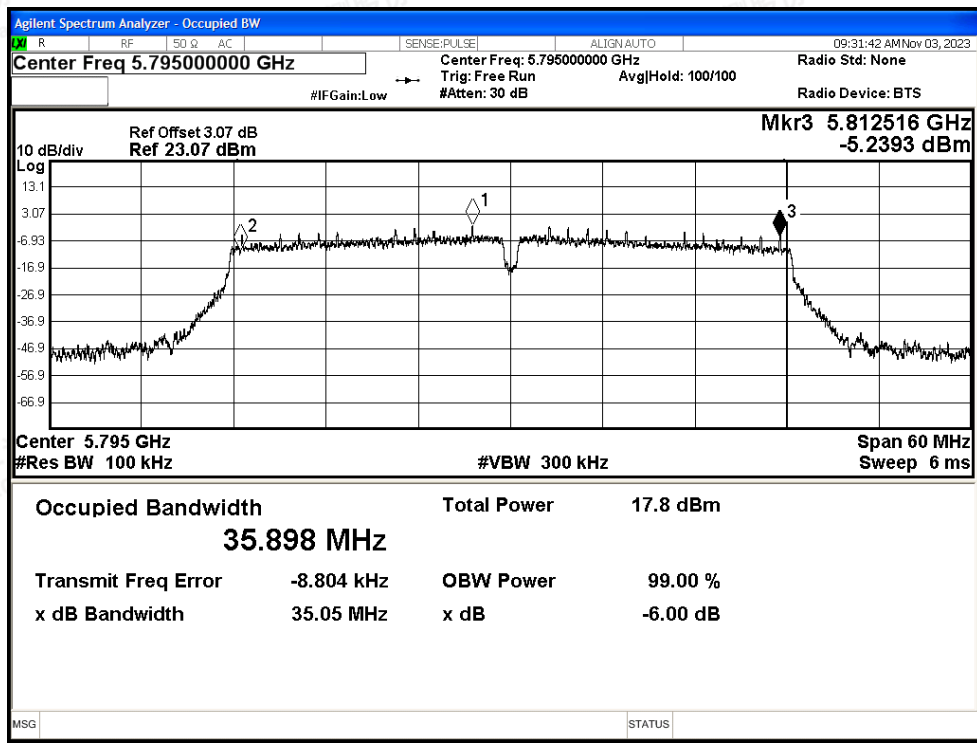




-6dB Bandwidth NVNT n40 5755MHz Ant1

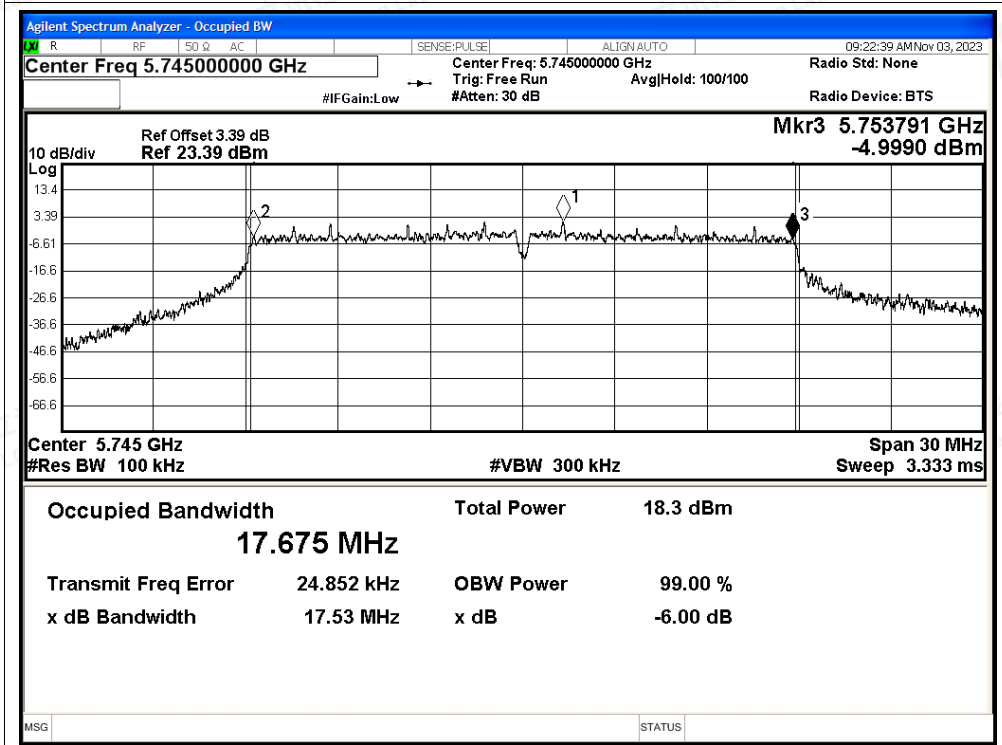


-6dB Bandwidth NVNT n40 5795MHz Ant1

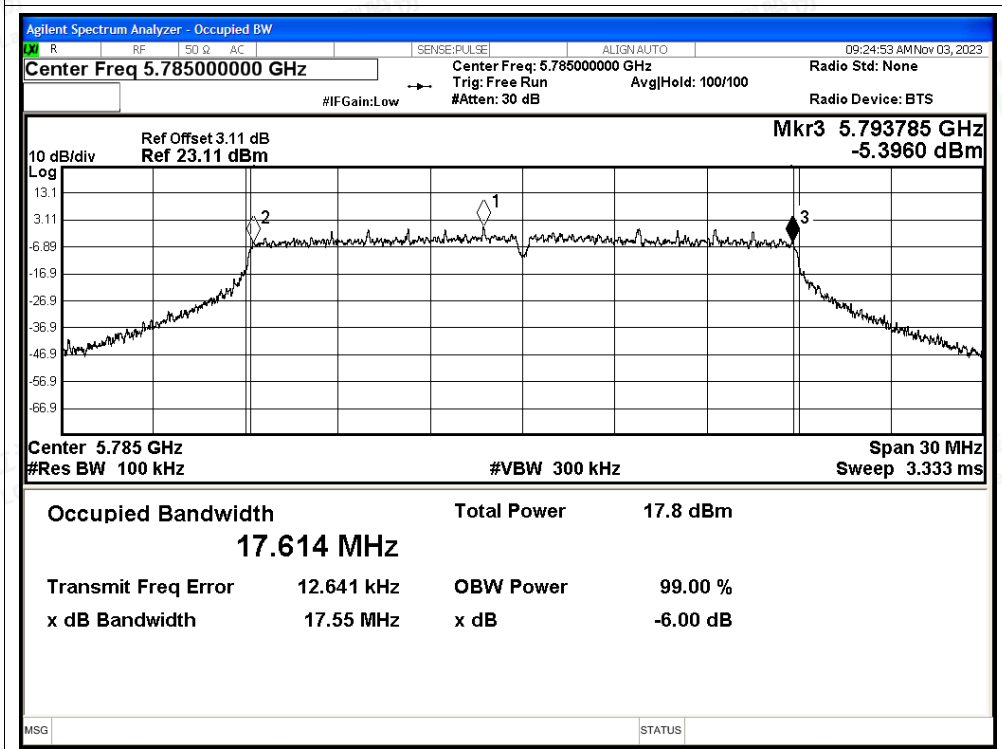




-6dB Bandwidth NVNT ac20 5745MHz Ant1

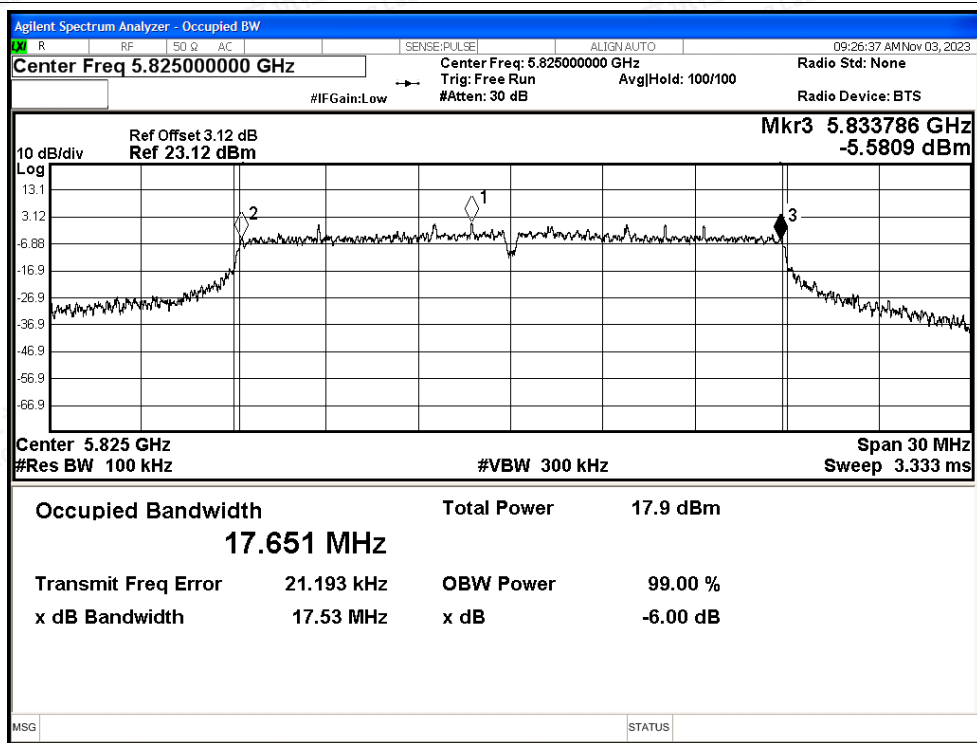


-6dB Bandwidth NVNT ac20 5785MHz Ant1

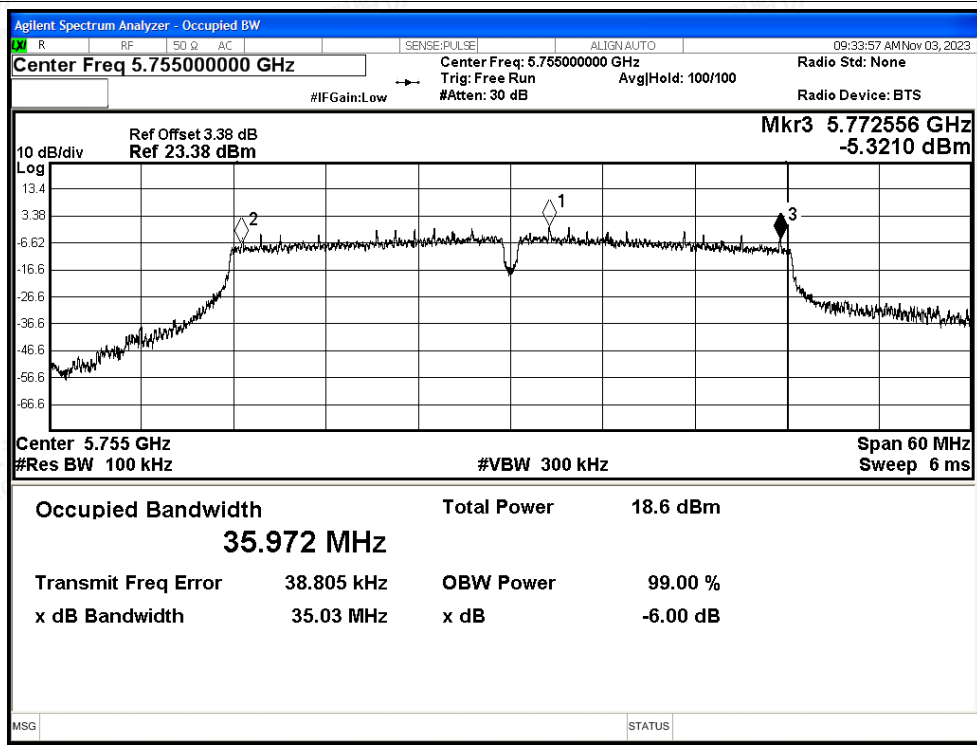




-6dB Bandwidth NVNT ac20 5825MHz Ant1

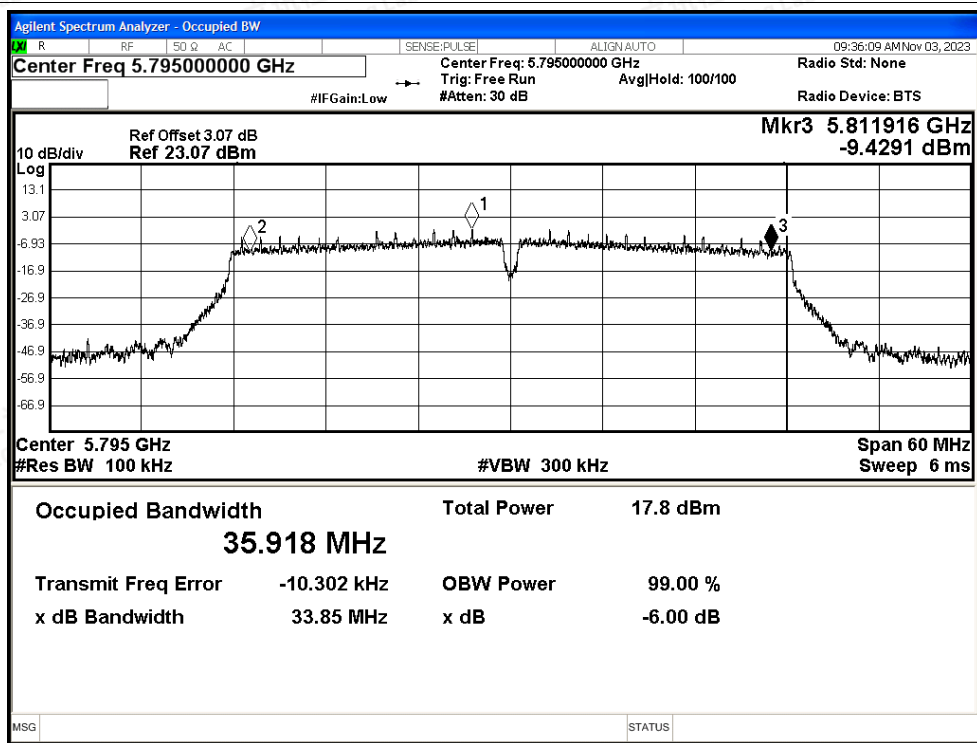


-6dB Bandwidth NVNT ac40 5755MHz Ant1

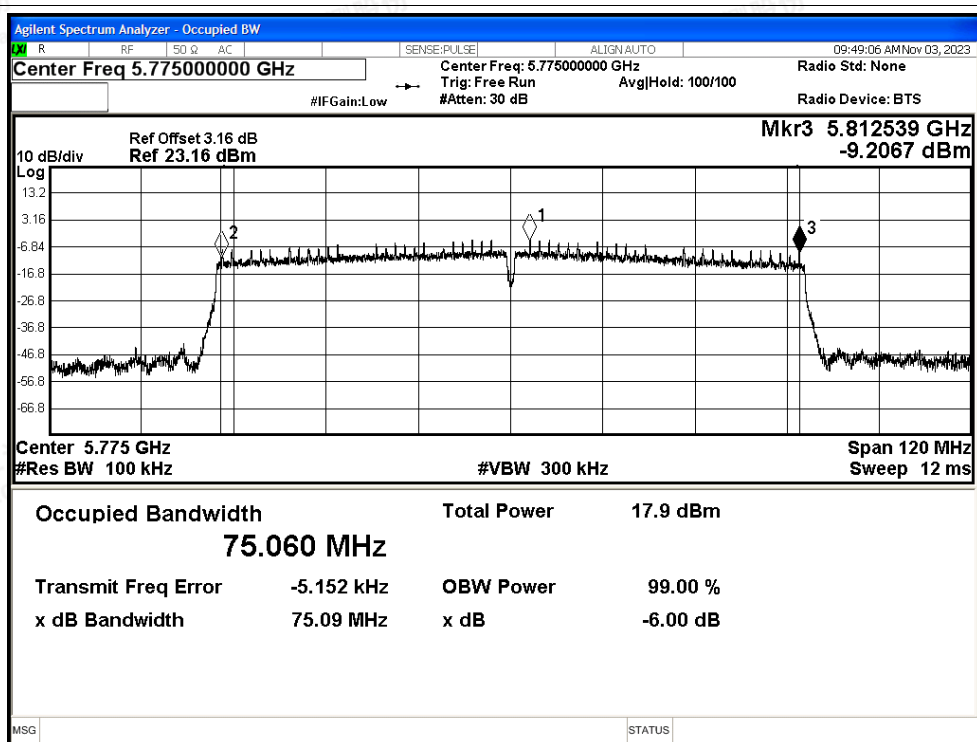




-6dB Bandwidth NVNT ac40 5795MHz Ant1

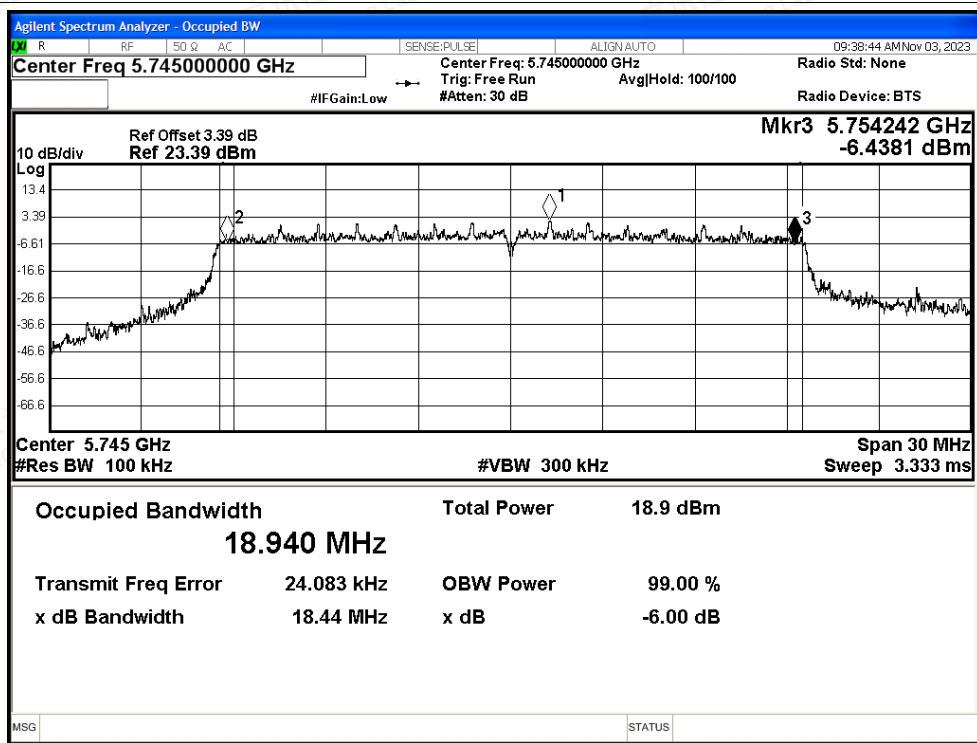


-6dB Bandwidth NVNT ac80 5775MHz Ant1

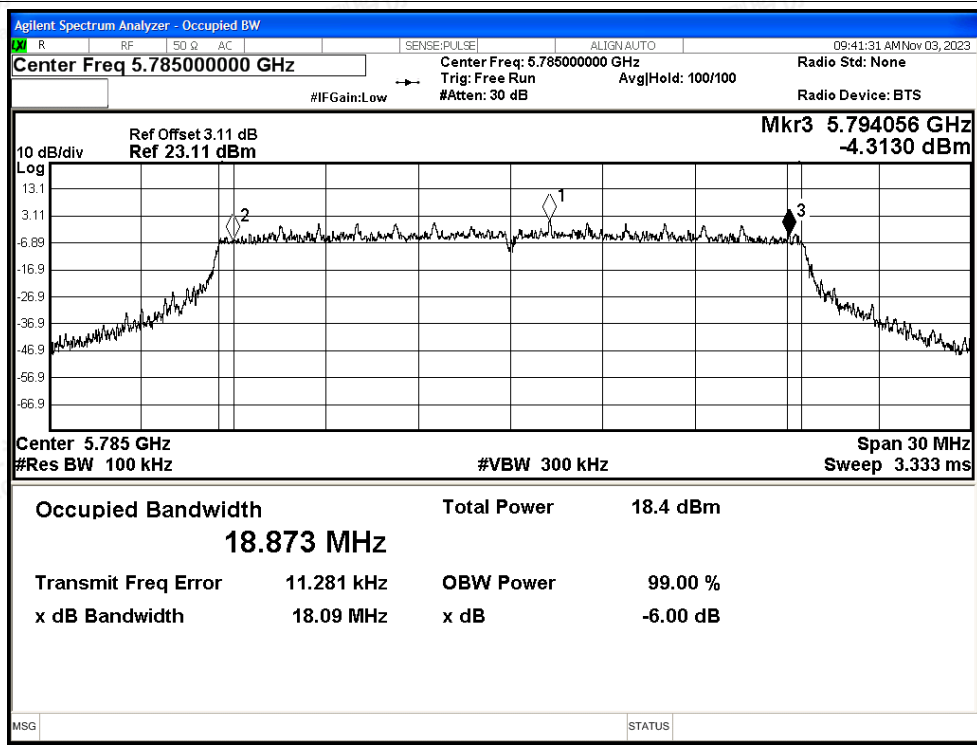




-6dB Bandwidth NVNT ax20 5745MHz Ant1



-6dB Bandwidth NVNT ax20 5785MHz Ant1

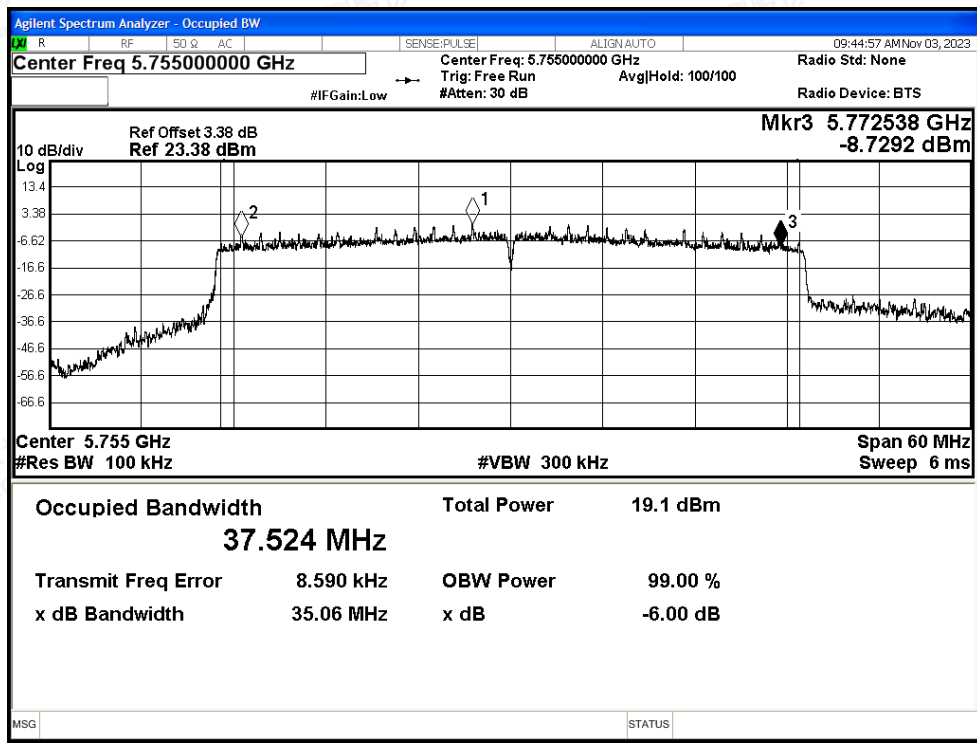




-6dB Bandwidth NVNT ax20 5825MHz Ant1

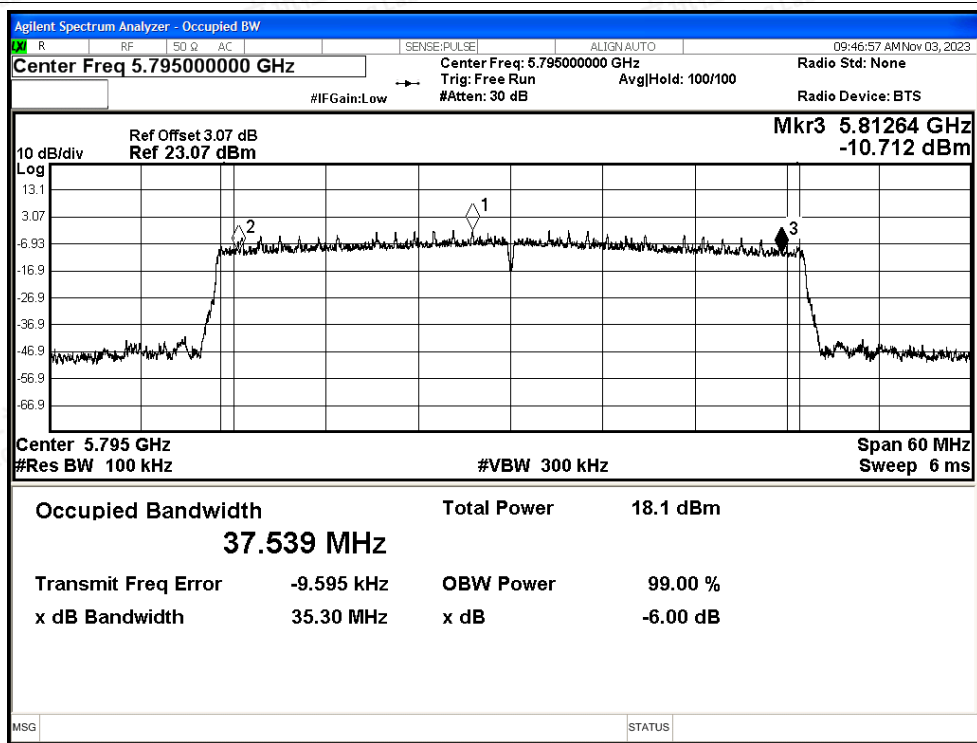


-6dB Bandwidth NVNT ax40 5755MHz Ant1

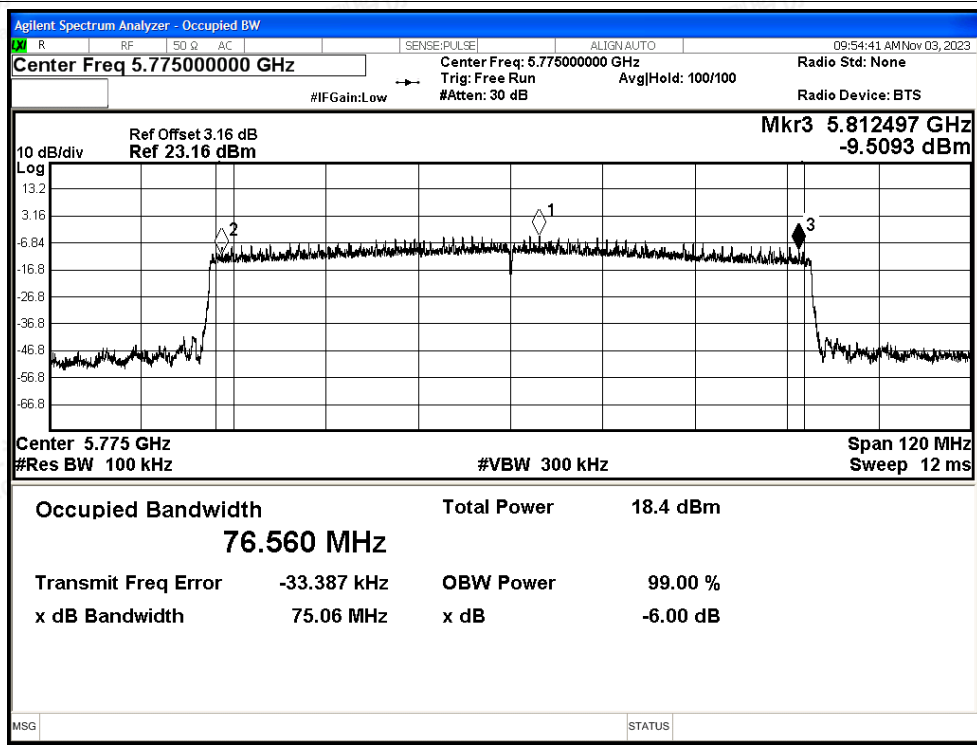




-6dB Bandwidth NVNT ax40 5795MHz Ant1



-6dB Bandwidth NVNT ax80 5775MHz Ant1





C.2 Maximum Conducted Output Power

Condition	Mode	Frequency (MHz)	Antenna	Conducted Power (dBm)	Duty Factor (dB)	Total Power (dBm)	Limit (dBm)	Verdict
NVNT	a	5745	Ant0	13.46	0.17	13.63	30	Pass
NVNT	a	5785	Ant0	13.39	0.17	13.56	30	Pass
NVNT	a	5825	Ant0	13.52	0.17	13.69	30	Pass
NVNT	n20	5745	Ant0	12.9	0.18	13.08	30	Pass
NVNT	n20	5785	Ant0	12.47	0.19	12.66	30	Pass
NVNT	n20	5825	Ant0	12.98	0.18	13.16	30	Pass
NVNT	n40	5755	Ant0	13.8	0.37	14.17	30	Pass
NVNT	n40	5795	Ant0	12.84	0.37	13.21	30	Pass
NVNT	ac20	5745	Ant0	13.43	0.18	13.61	30	Pass
NVNT	ac20	5785	Ant0	13.44	0.18	13.62	30	Pass
NVNT	ac20	5825	Ant0	13.47	0.18	13.65	30	Pass
NVNT	ac40	5755	Ant0	13.8	0.36	14.16	30	Pass
NVNT	ac40	5795	Ant0	12.84	0.36	13.20	30	Pass
NVNT	ac80	5775	Ant0	11.28	0.69	11.97	30	Pass
NVNT	ax20	5745	Ant0	13.09	0.23	13.32	30	Pass
NVNT	ax20	5785	Ant0	12.56	0.23	12.79	30	Pass
NVNT	ax20	5825	Ant0	12.59	0.23	12.82	30	Pass
NVNT	ax40	5755	Ant0	12.63	0.73	13.36	30	Pass
NVNT	ax40	5795	Ant0	11.76	0.73	12.49	30	Pass
NVNT	ax80	5775	Ant0	11.56	0.76	12.32	30	Pass

Condition	Mode	Frequency (MHz)	Antenna	Conducted Power (dBm)	Duty Factor (dB)	Total Power (dBm)	Limit (dBm)	Verdict
NVNT	a	5745	Ant1	12.86	0.17	13.03	30	Pass
NVNT	a	5785	Ant1	12.41	0.17	12.58	30	Pass
NVNT	a	5825	Ant1	12.32	0.17	12.49	30	Pass
NVNT	n20	5745	Ant1	12.28	0.18	12.46	30	Pass
NVNT	n20	5785	Ant1	11.83	0.18	12.01	30	Pass
NVNT	n20	5825	Ant1	11.71	0.19	11.90	30	Pass
NVNT	n40	5755	Ant1	12.2	0.37	12.57	30	Pass
NVNT	n40	5795	Ant1	11.23	0.37	11.60	30	Pass
NVNT	ac20	5745	Ant1	12.28	0.18	12.46	30	Pass
NVNT	ac20	5785	Ant1	11.91	0.18	12.09	30	Pass
NVNT	ac20	5825	Ant1	11.81	0.18	11.99	30	Pass
NVNT	ac40	5755	Ant1	12.16	0.36	12.52	30	Pass
NVNT	ac40	5795	Ant1	11.28	0.36	11.64	30	Pass
NVNT	ac80	5775	Ant1	10.61	0.69	11.30	30	Pass



Shenzhen LCS Compliance Testing Laboratory Ltd.
 Add: 101, 201 Bldg A & 301 Bldg C, Juji Industrial Park Yabianxueziwei, Shajing Street, Baoan District, Shenzhen, 518000, China
 Tel: +(86) 0755-82591330 | E-mail: webmaster@lcs-cert.com | Web: www.lcs-cert.com
 Scan code to check authenticity



NVNT	ax20	5745	Ant1	11.94	0.71	12.65	30	Pass
NVNT	ax20	5785	Ant1	11.51	0.72	12.23	30	Pass
NVNT	ax20	5825	Ant1	11.39	0.71	12.10	30	Pass
NVNT	ax40	5755	Ant1	11.97	0.73	12.70	30	Pass
NVNT	ax40	5795	Ant1	11.06	0.73	11.79	30	Pass
NVNT	ax80	5775	Ant1	10.91	0.75	11.66	30	Pass



Shenzhen LCS Compliance Testing Laboratory Ltd.
Add: 101, 201 Bldg A & 301 Bldg C, Juji Industrial Park Yabianxueziwei, Shajing Street, Baoan District, Shenzhen, 518000, China
Tel: +(86) 0755-82591330 | E-mail: webmaster@lcs-cert.com | Web: www.lcs-cert.com
Scan code to check authenticity



MIMO

Condition	Mode	Frequency (MHz)	Antenna			Limit (dBm)	Verdict
			Ant0	Ant1	Ant0+ Ant1		
NVNT	n20	5745	13.08	12.46	15.79	30	Pass
NVNT	n20	5785	12.66	12.01	15.36	30	Pass
NVNT	n20	5825	13.16	11.90	15.59	30	Pass
NVNT	n40	5755	14.17	12.57	16.45	30	Pass
NVNT	n40	5795	13.21	11.60	15.49	30	Pass
NVNT	ac20	5745	13.61	12.46	16.08	30	Pass
NVNT	ac20	5785	13.62	12.09	15.93	30	Pass
NVNT	ac20	5825	13.65	11.99	15.91	30	Pass
NVNT	ac40	5755	14.16	12.52	16.43	30	Pass
NVNT	ac40	5795	13.20	11.64	15.50	30	Pass
NVNT	ac80	5775	11.97	11.30	14.66	30	Pass
NVNT	ax20	5745	13.32	12.65	16.01	30	Pass
NVNT	ax20	5785	12.79	12.23	15.53	30	Pass
NVNT	ax20	5825	12.82	12.10	15.49	30	Pass
NVNT	ax40	5755	13.36	12.70	16.05	30	Pass
NVNT	ax40	5795	12.49	11.79	15.16	30	Pass
NVNT	ax80	5775	12.32	11.66	15.01	30	Pass



Shenzhen LCS Compliance Testing Laboratory Ltd.
 Add: 101, 201 Bldg A & 301 Bldg C, Juji Industrial Park Yabianxueziwei, Shajing Street, Baoan District, Shenzhen, 518000, China
 Tel: +(86) 0755-82591330 | E-mail: webmaster@lcs-cert.com | Web: www.lcs-cert.com
 Scan code to check authenticity



C.3 Maximum Power Spectral Density Level

Condition	Mode	Frequency (MHz)	Antenna	Conducted PSD (dBm)	Duty Factor (dB)	Total PSD (dBm)	Limit (dBm)	Verdict
NVNT	a	5745	Ant0	0.35	0.17	0.52	30	Pass
NVNT	a	5785	Ant0	0.46	0.17	0.63	30	Pass
NVNT	a	5825	Ant0	0.47	0.17	0.64	30	Pass
NVNT	n20	5745	Ant0	-0.34	0.18	-0.16	30	Pass
NVNT	n20	5785	Ant0	-0.83	0.19	-0.64	30	Pass
NVNT	n20	5825	Ant0	-0.06	0.18	0.12	30	Pass
NVNT	n40	5755	Ant0	-1.58	0.37	-1.21	30	Pass
NVNT	n40	5795	Ant0	-2.58	0.37	-2.21	30	Pass
NVNT	ac20	5745	Ant0	0.29	0.18	0.47	30	Pass
NVNT	ac20	5785	Ant0	0.45	0.18	0.63	30	Pass
NVNT	ac20	5825	Ant0	0.28	0.18	0.46	30	Pass
NVNT	ac40	5755	Ant0	-1.87	0.36	-1.51	30	Pass
NVNT	ac40	5795	Ant0	-2.87	0.36	-2.51	30	Pass
NVNT	ac80	5775	Ant0	-7.54	0.69	-6.85	30	Pass
NVNT	ax20	5745	Ant0	-0.4	0.23	-0.17	30	Pass
NVNT	ax20	5785	Ant0	-0.77	0.23	-0.54	30	Pass
NVNT	ax20	5825	Ant0	-0.86	0.23	-0.63	30	Pass
NVNT	ax40	5755	Ant0	-2.83	0.73	-2.10	30	Pass
NVNT	ax40	5795	Ant0	-3.55	0.73	-2.82	30	Pass
NVNT	ax80	5775	Ant0	-7.12	0.76	-6.36	30	Pass

Condition	Mode	Frequency (MHz)	Antenna	Conducted PSD (dBm)	Duty Factor (dB)	Total PSD (dBm)	Limit (dBm)	Verdict
NVNT	a	5745	Ant1	-0.33	0.17	-0.16	30	Pass
NVNT	a	5785	Ant1	-0.61	0.17	-0.44	30	Pass
NVNT	a	5825	Ant1	-0.7	0.17	-0.53	30	Pass
NVNT	n20	5745	Ant1	-1.07	0.18	-0.89	30	Pass
NVNT	n20	5785	Ant1	-1.3	0.18	-1.12	30	Pass
NVNT	n20	5825	Ant1	-1.43	0.19	-1.24	30	Pass
NVNT	n40	5755	Ant1	-3.55	0.37	-3.18	30	Pass
NVNT	n40	5795	Ant1	-3.98	0.37	-3.61	30	Pass
NVNT	ac20	5745	Ant1	-1.09	0.18	-0.91	30	Pass
NVNT	ac20	5785	Ant1	-1.43	0.18	-1.25	30	Pass
NVNT	ac20	5825	Ant1	-1.35	0.18	-1.17	30	Pass
NVNT	ac40	5755	Ant1	-3.44	0.36	-3.08	30	Pass
NVNT	ac40	5795	Ant1	-4.43	0.36	-4.07	30	Pass
NVNT	ac80	5775	Ant1	-7.6	0.69	-6.91	30	Pass
NVNT	ax20	5745	Ant1	-1.04	0.71	-0.33	30	Pass
NVNT	ax20	5785	Ant1	-1.89	0.72	-1.17	30	Pass



Shenzhen LCS Compliance Testing Laboratory Ltd.
 Add: 101, 201 Bldg A & 301 Bldg C, Juji Industrial Park Yabianxueziwei, Shajing Street, Baoan District, Shenzhen, 518000, China
 Tel: +(86) 0755-82591330 | E-mail: webmaster@lcs-cert.com | Web: www.lcs-cert.com
 Scan code to check authenticity



NVNT	ax20	5825	Ant1	-2.07	0.71	-1.36	30	Pass
NVNT	ax40	5755	Ant1	-3.7	0.73	-2.97	30	Pass
NVNT	ax40	5795	Ant1	-4.47	0.73	-3.74	30	Pass
NVNT	ax80	5775	Ant1	-7.49	0.75	-6.74	30	Pass



Shenzhen LCS Compliance Testing Laboratory Ltd.
Add: 101, 201 Bldg A & 301 Bldg C, Juji Industrial Park Yabianxueziwei, Shajing Street, Baoan District, Shenzhen, 518000, China
Tel: +(86) 0755-82591330 | E-mail: webmaster@lcs-cert.com | Web: www.lcs-cert.com
Scan code to check authenticity



MIMO

Condition	Mode	Frequency (MHz)	Antenna			Limit (dBm)	Verdict
			Ant0	Ant1	Ant0+ Ant1		
NVNT	n20	5745	-0.16	-0.89	2.50	29.99	Pass
NVNT	n20	5785	-0.64	-1.12	2.14	29.99	Pass
NVNT	n20	5825	0.12	-1.24	2.50	29.99	Pass
NVNT	n40	5755	-1.21	-3.18	0.93	29.99	Pass
NVNT	n40	5795	-2.21	-3.61	0.16	29.99	Pass
NVNT	ac20	5745	0.47	-0.91	2.84	29.99	Pass
NVNT	ac20	5785	0.63	-1.25	2.80	29.99	Pass
NVNT	ac20	5825	0.46	-1.17	2.73	29.99	Pass
NVNT	ac40	5755	-1.51	-3.08	0.79	29.99	Pass
NVNT	ac40	5795	-2.51	-4.07	-0.21	29.99	Pass
NVNT	ac80	5775	-6.85	-6.91	-3.87	29.99	Pass
NVNT	ax20	5745	-0.17	-0.33	2.76	29.99	Pass
NVNT	ax20	5785	-0.54	-1.17	2.17	29.99	Pass
NVNT	ax20	5825	-0.63	-1.36	2.03	29.99	Pass
NVNT	ax40	5755	-2.10	-2.97	0.50	29.99	Pass
NVNT	ax40	5795	-2.82	-3.74	-0.25	29.99	Pass
NVNT	ax80	5775	-6.36	-6.74	-3.54	29.99	Pass

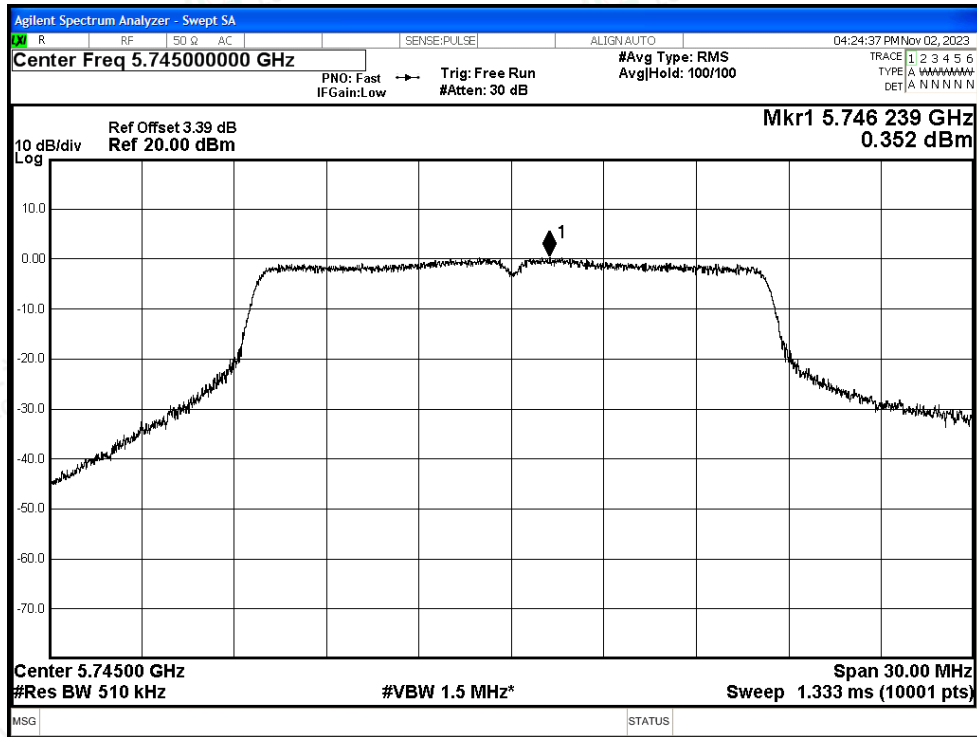


Shenzhen LCS Compliance Testing Laboratory Ltd.
 Add: 101, 201 Bldg A & 301 Bldg C, Juji Industrial Park Yabianxueziwei, Shajing Street, Baoan District, Shenzhen, 518000, China
 Tel: +(86) 0755-82591330 | E-mail: webmaster@lcs-cert.com | Web: www.lcs-cert.com
 Scan code to check authenticity

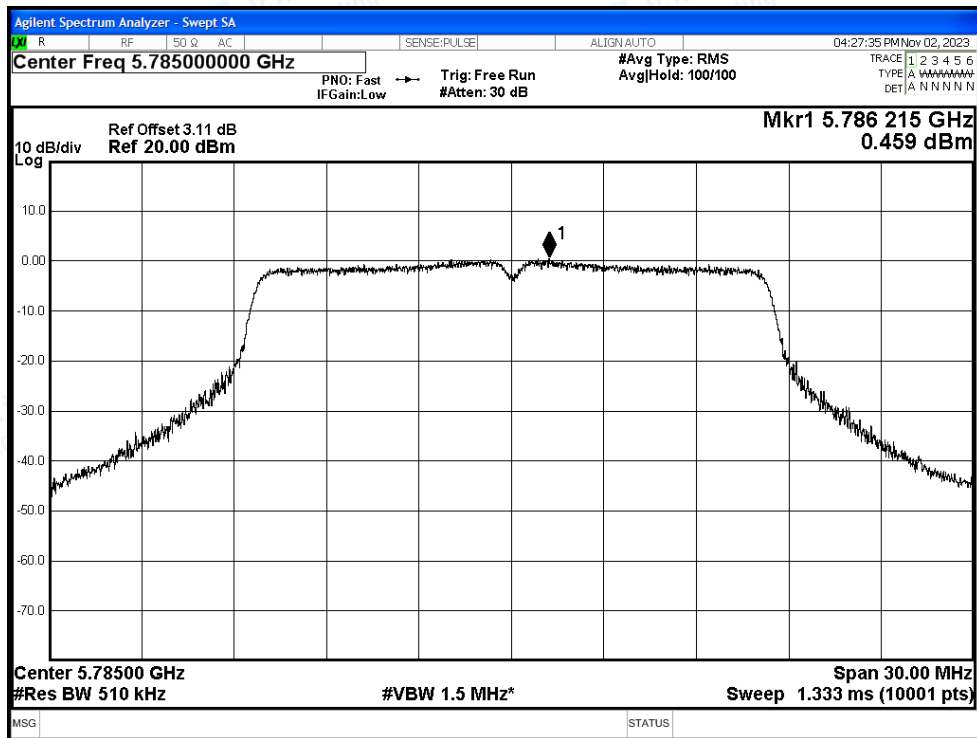


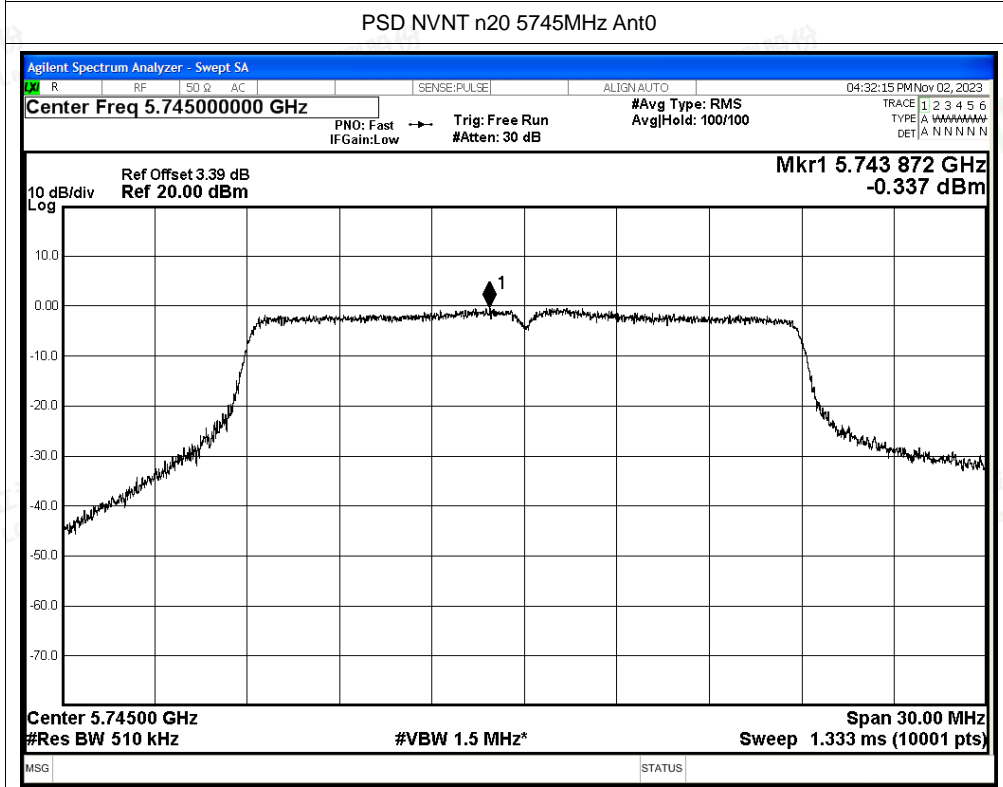
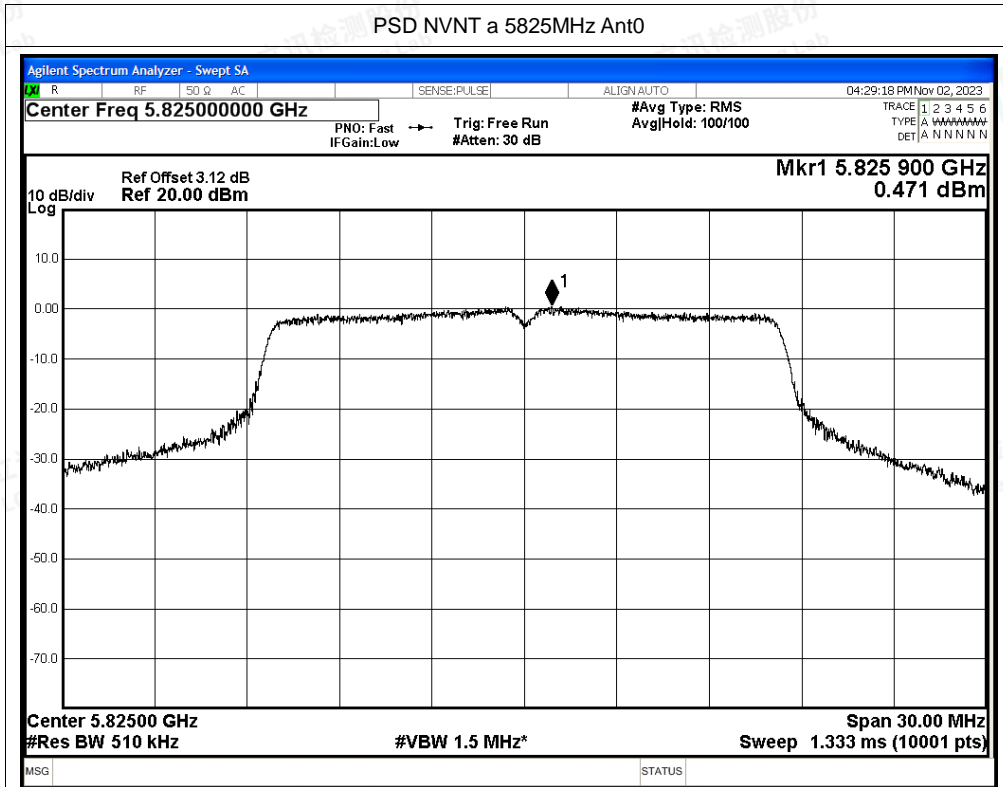
Test Graphs

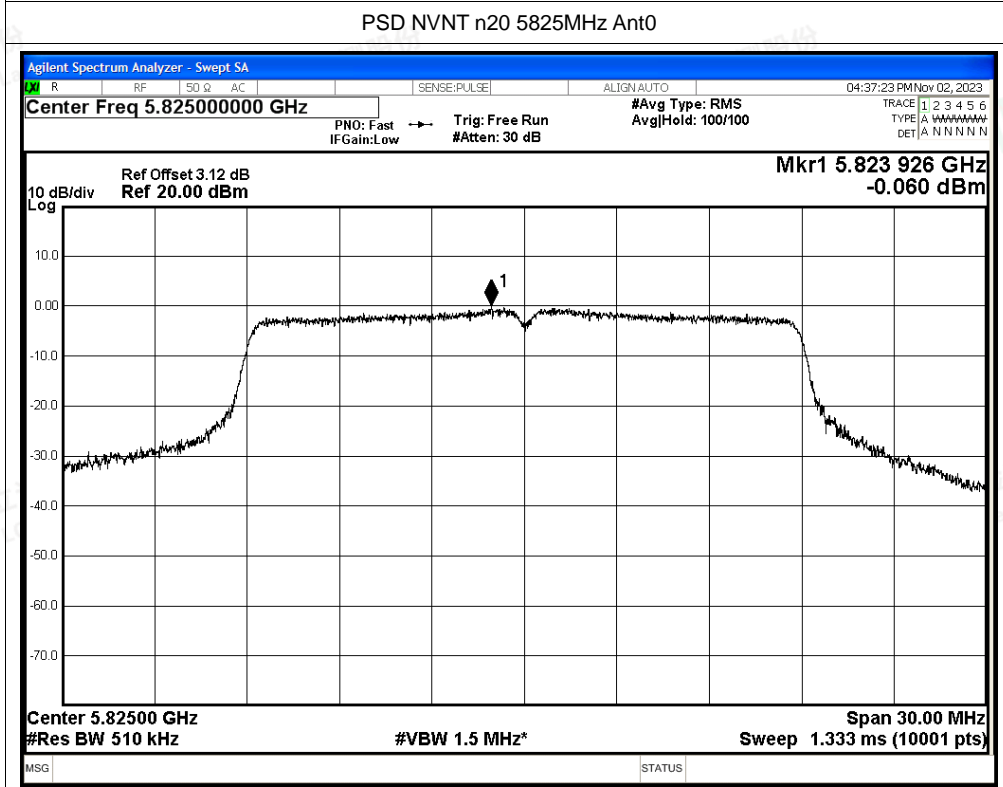
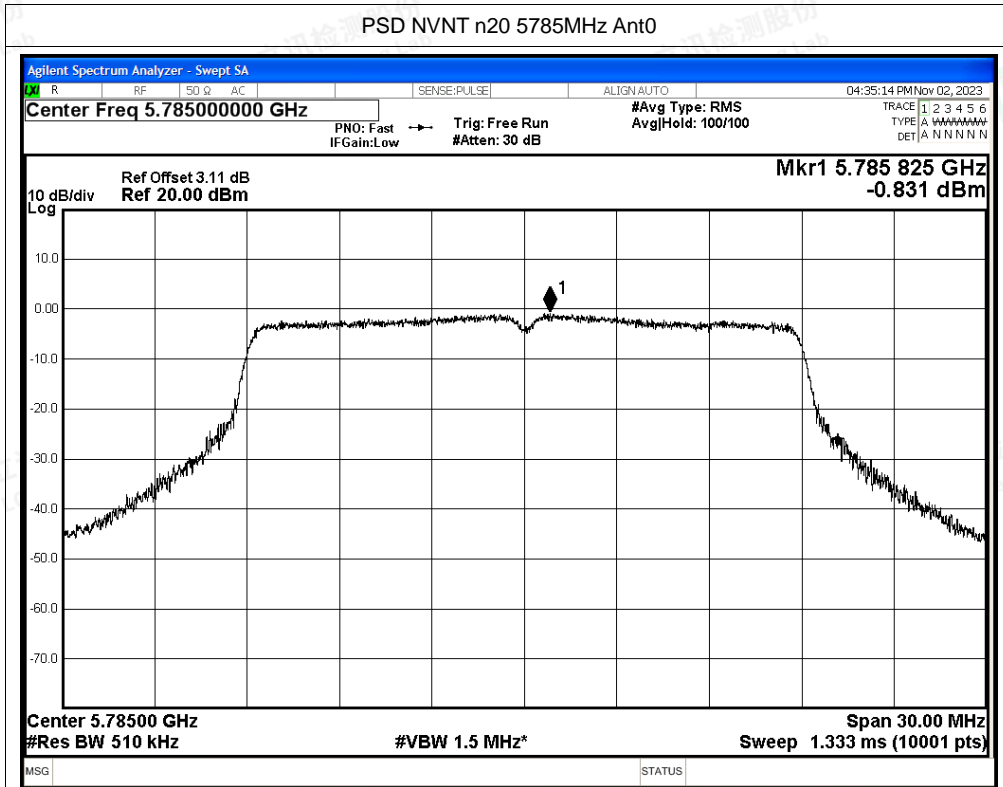
PSD NVNT a 5745MHz Ant0

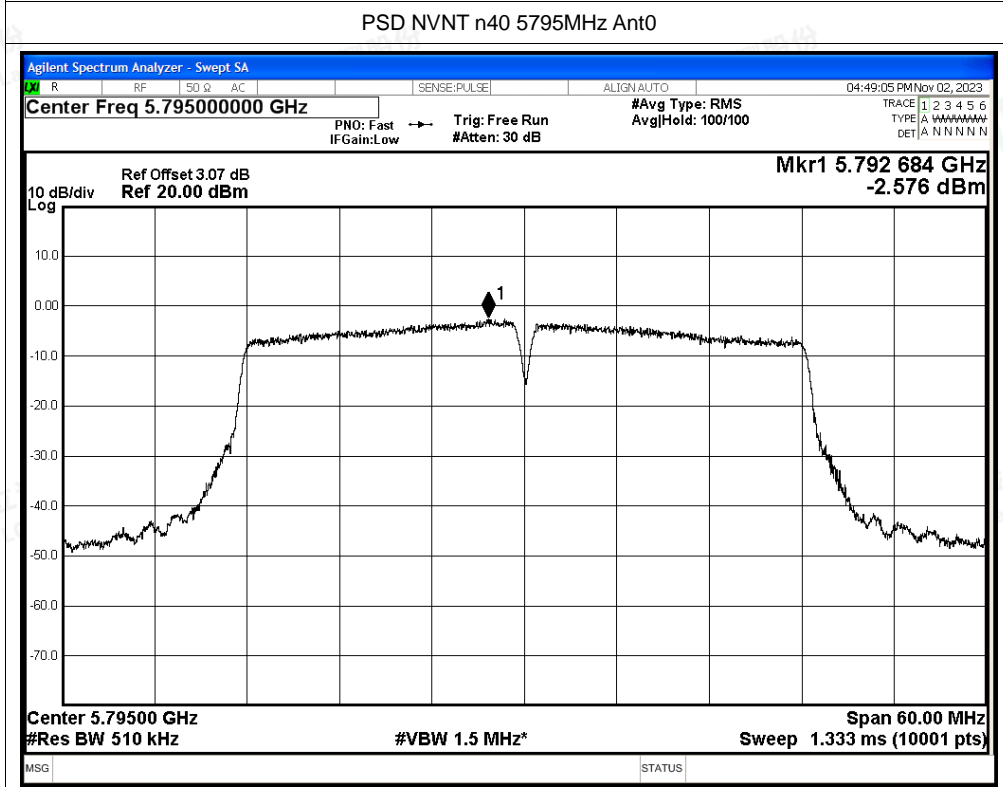
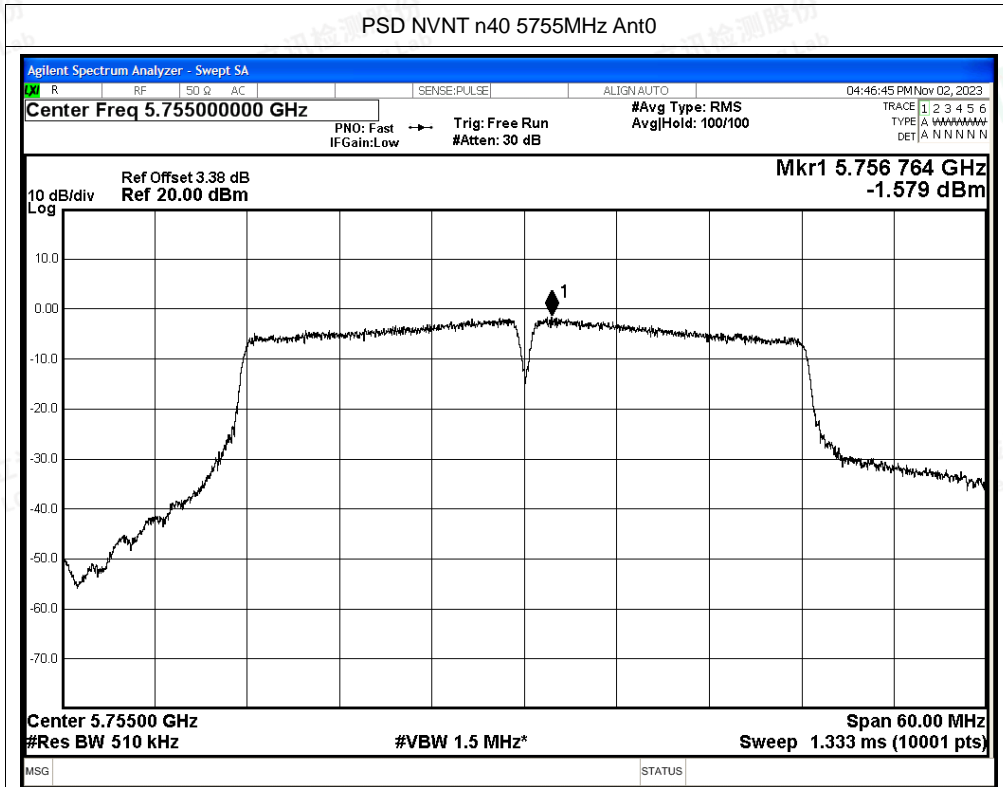


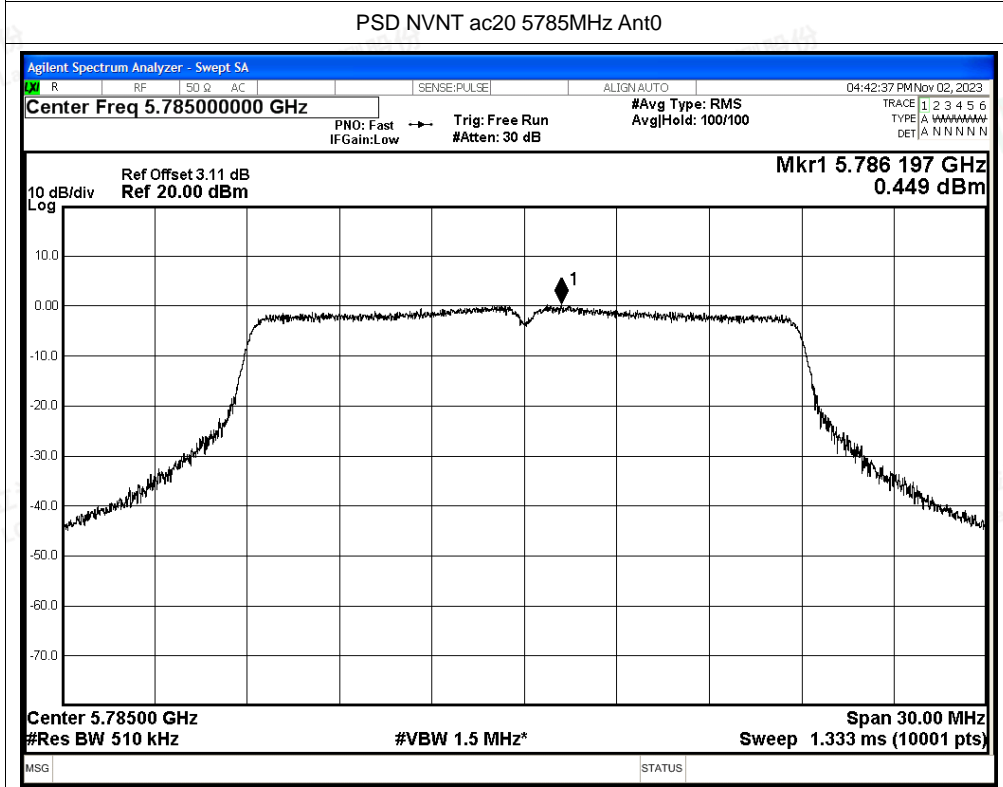
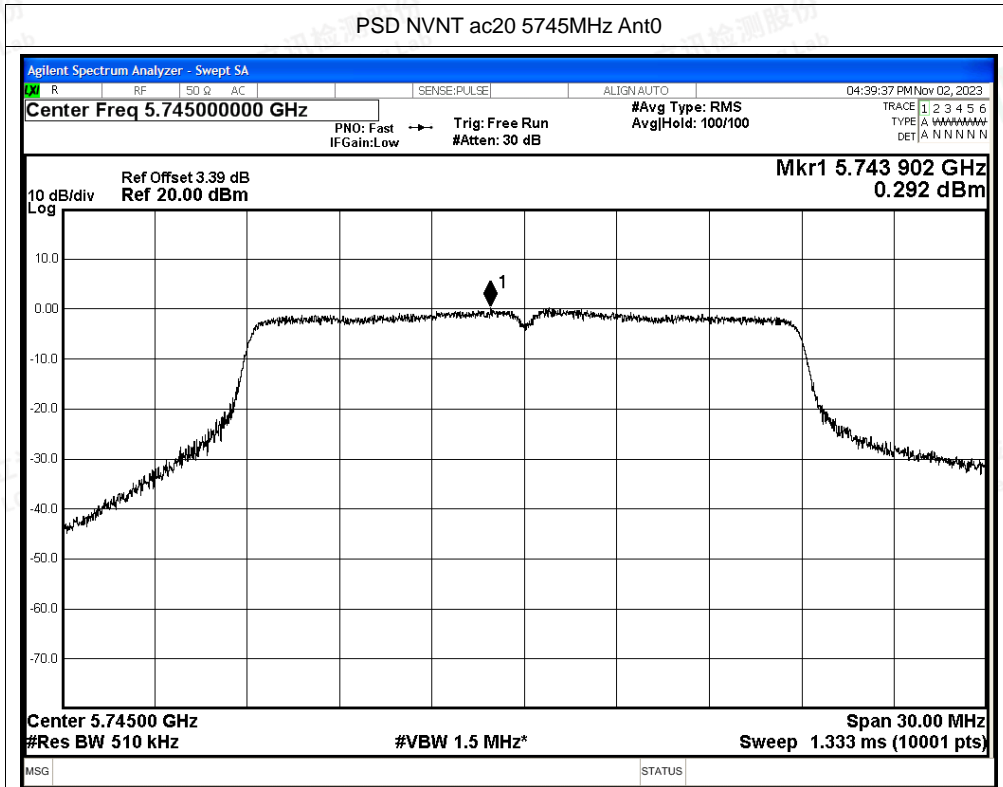
PSD NVNT a 5785MHz Ant0

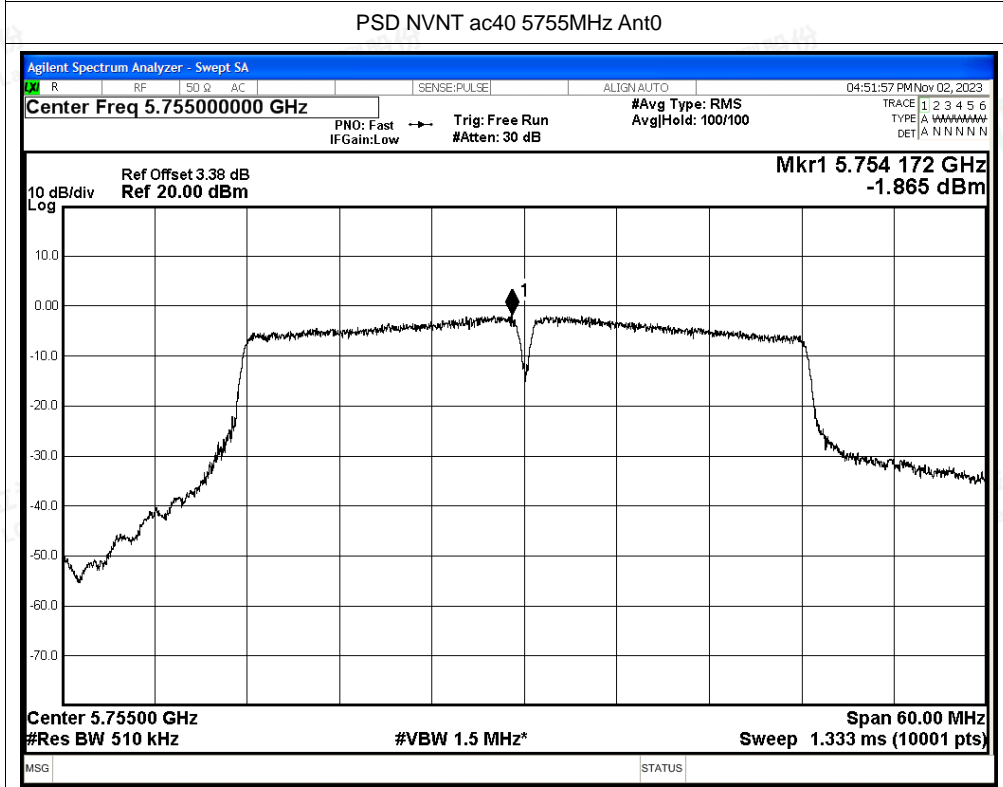
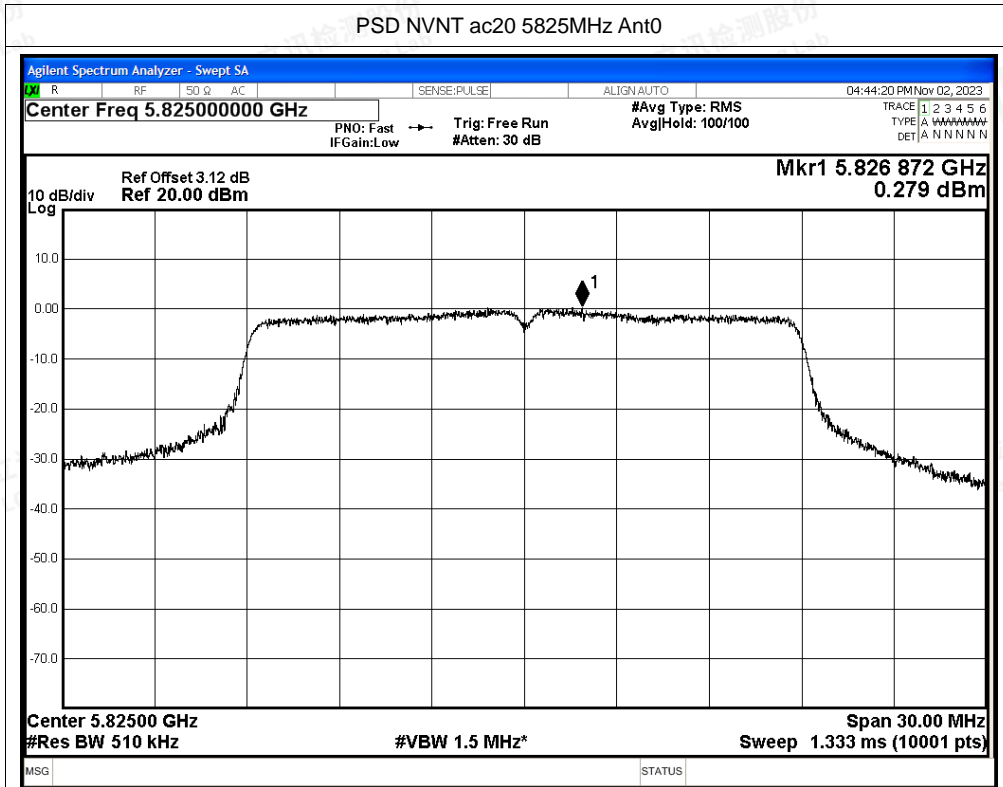


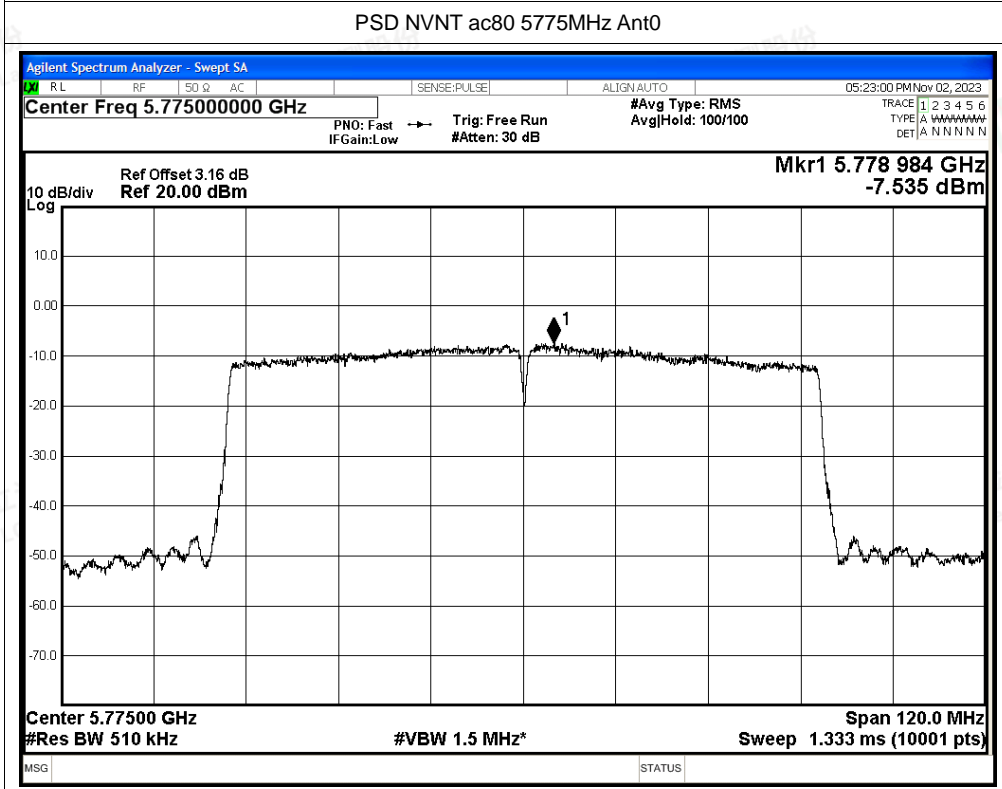
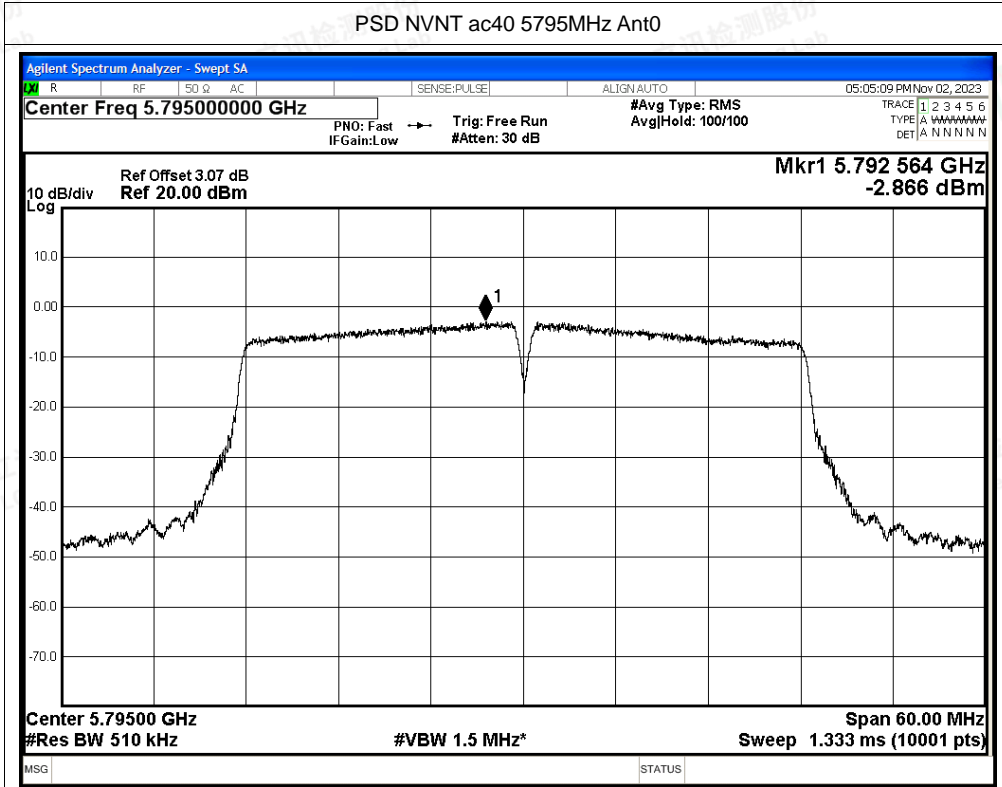


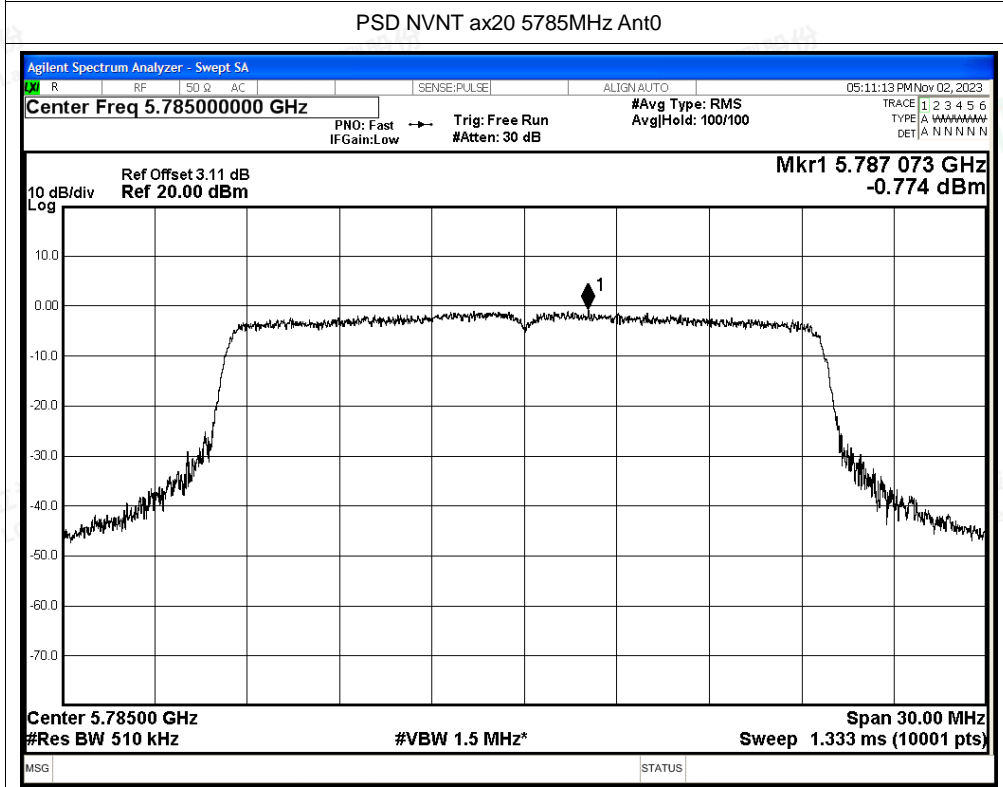
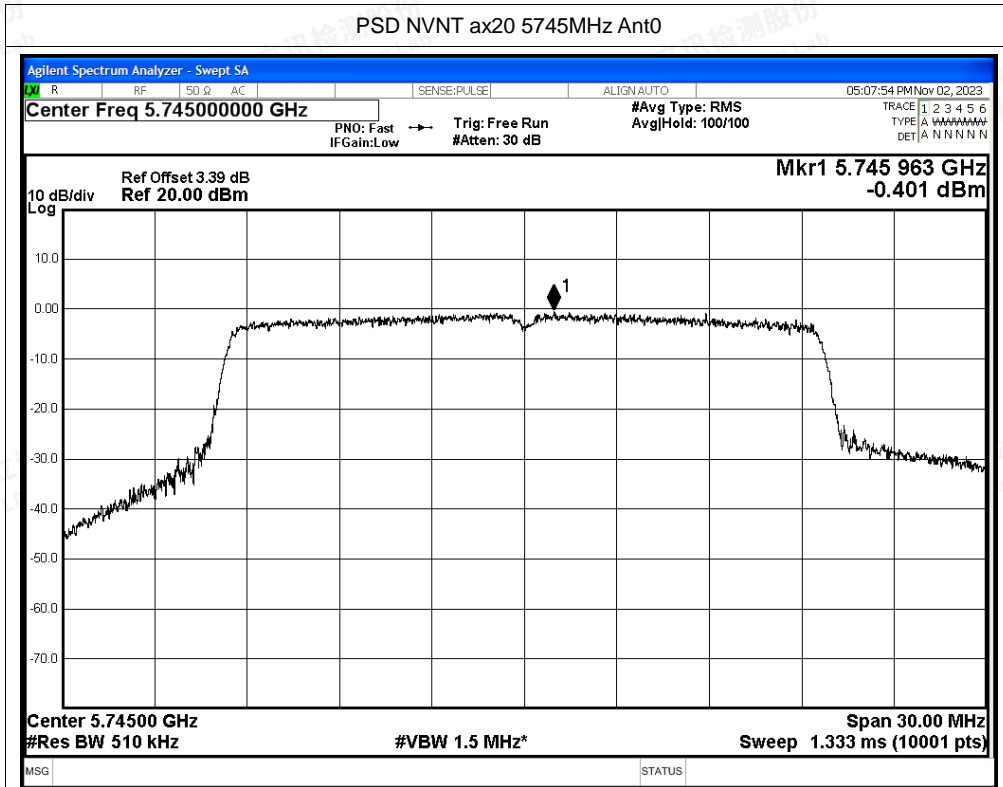


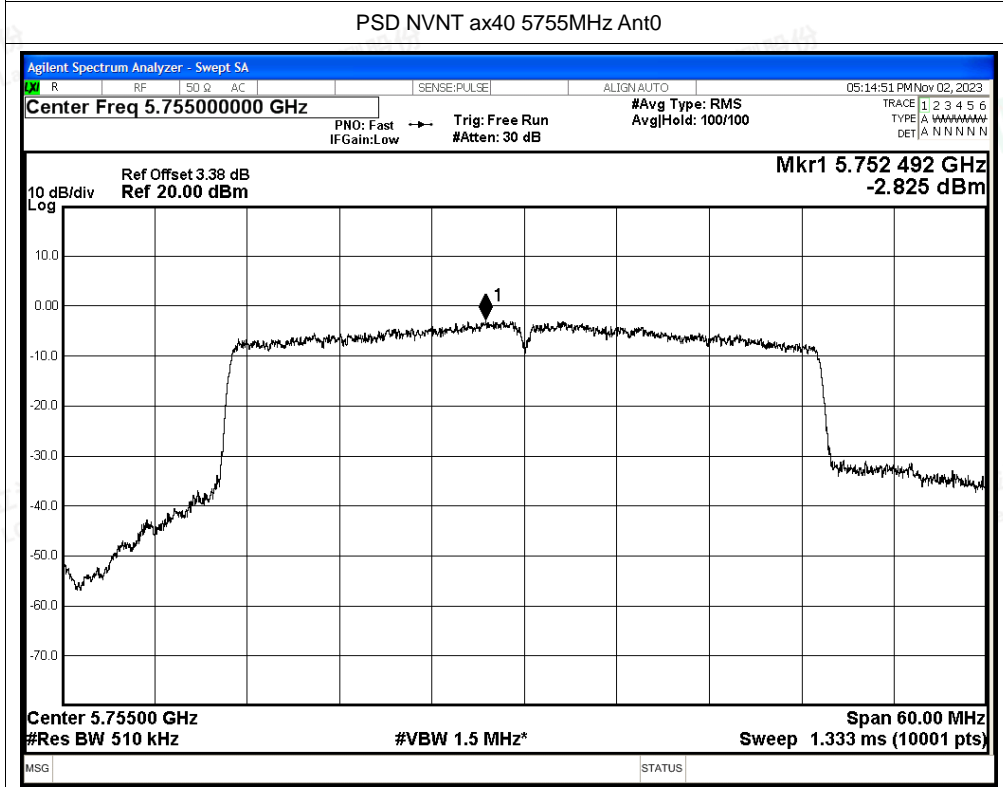
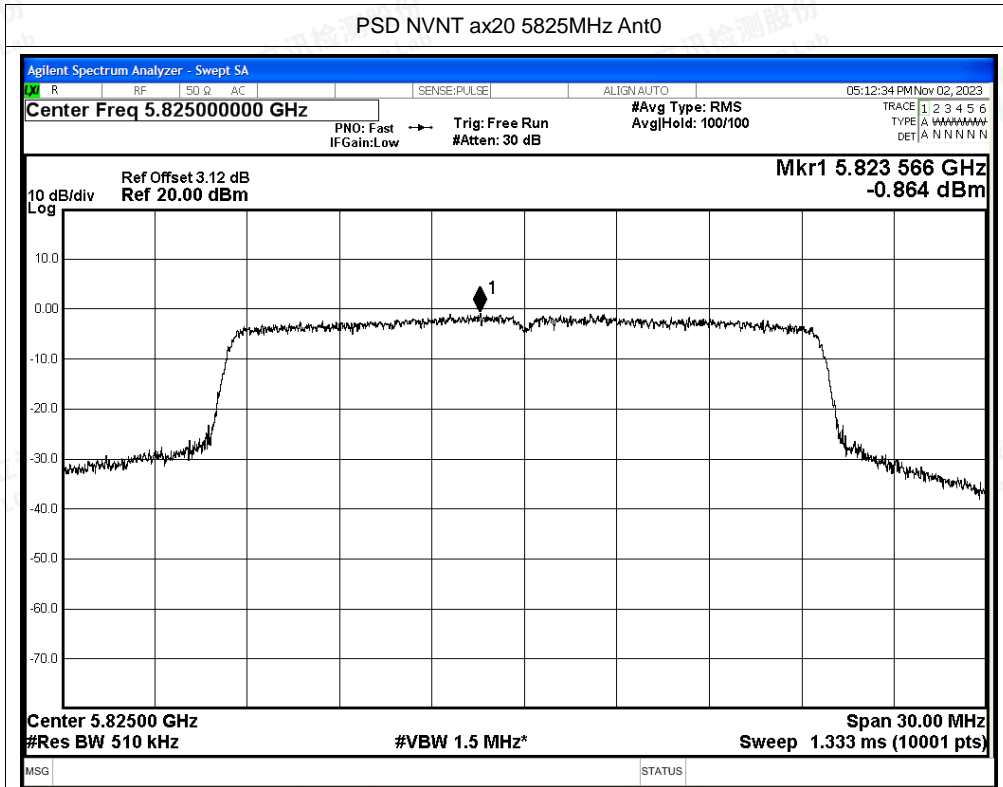


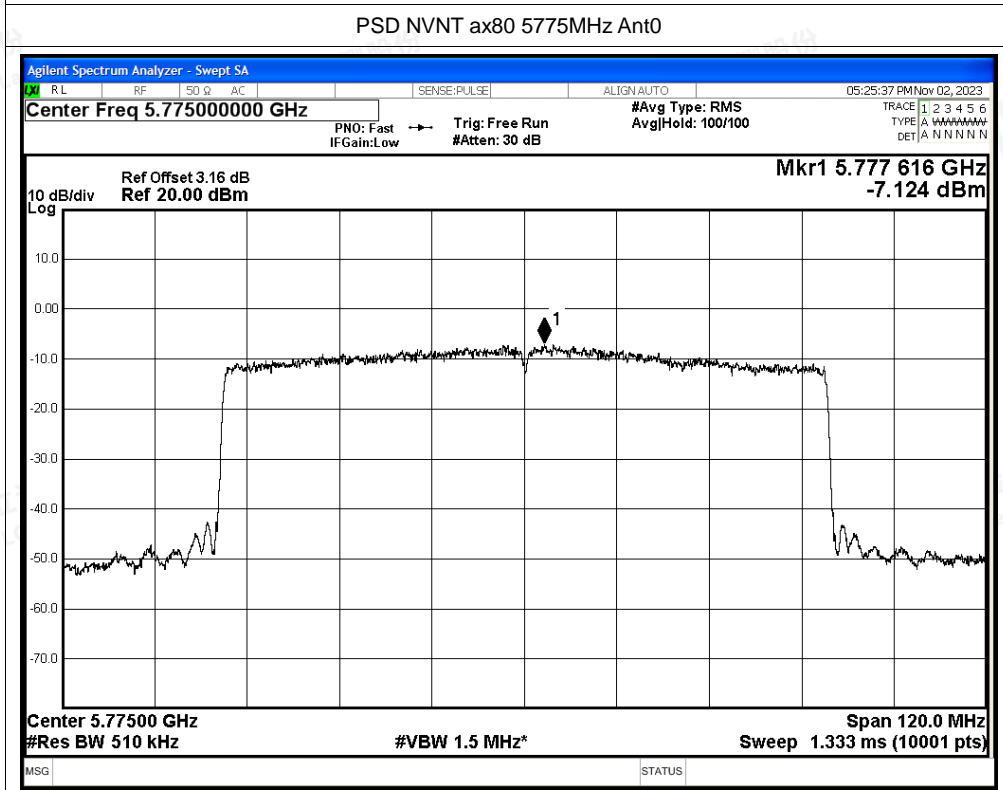
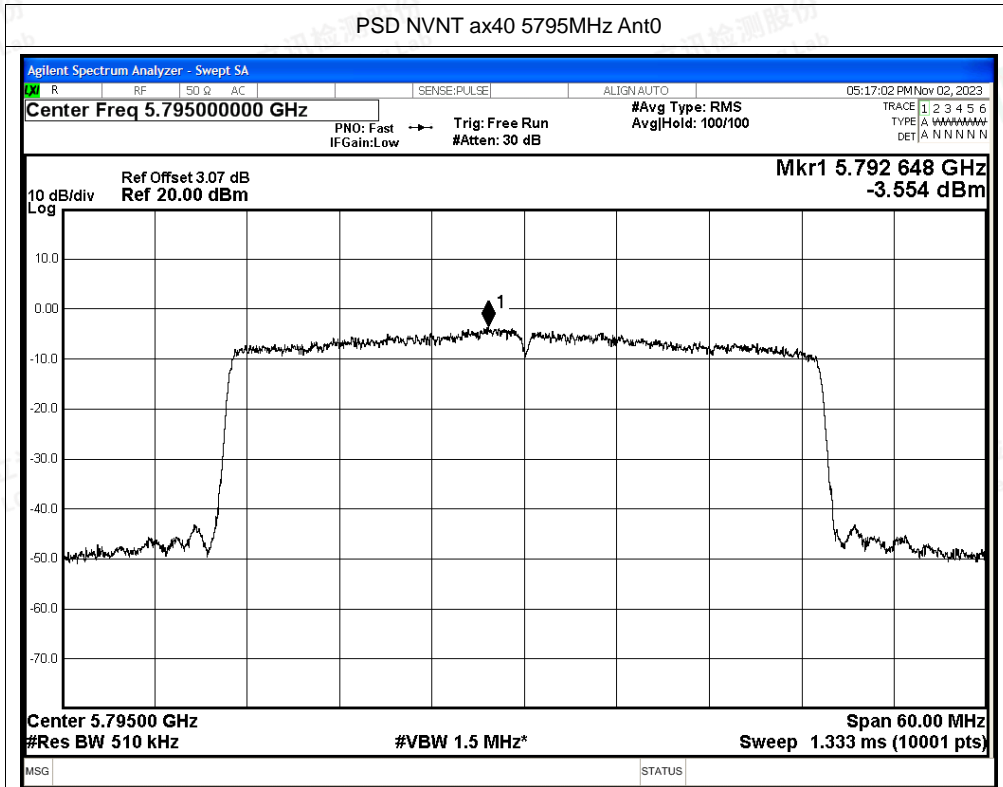








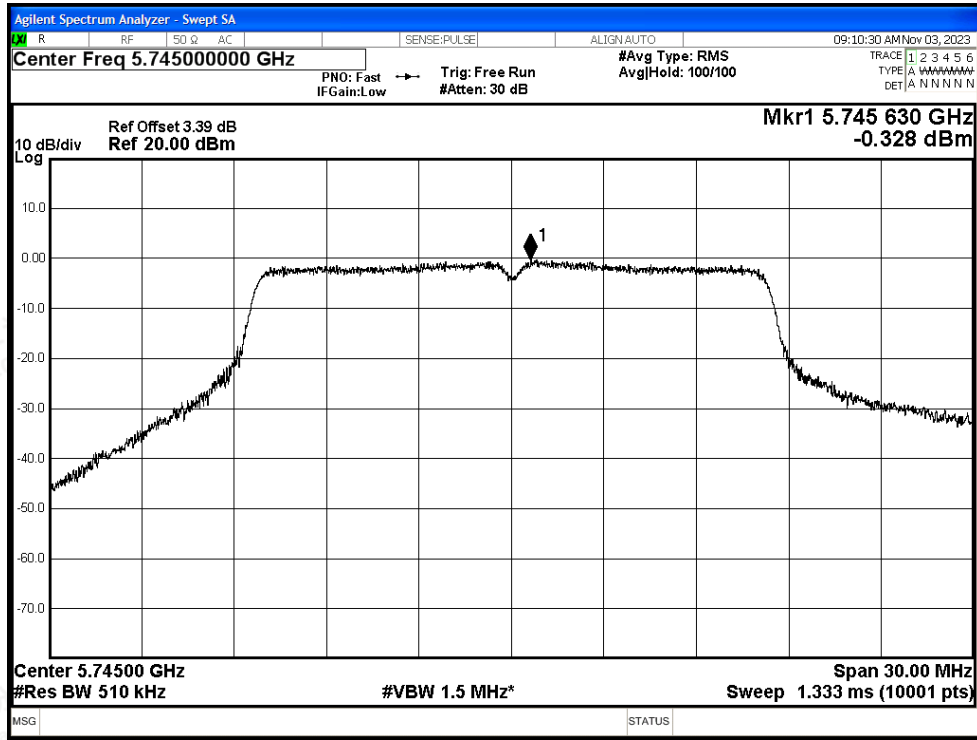




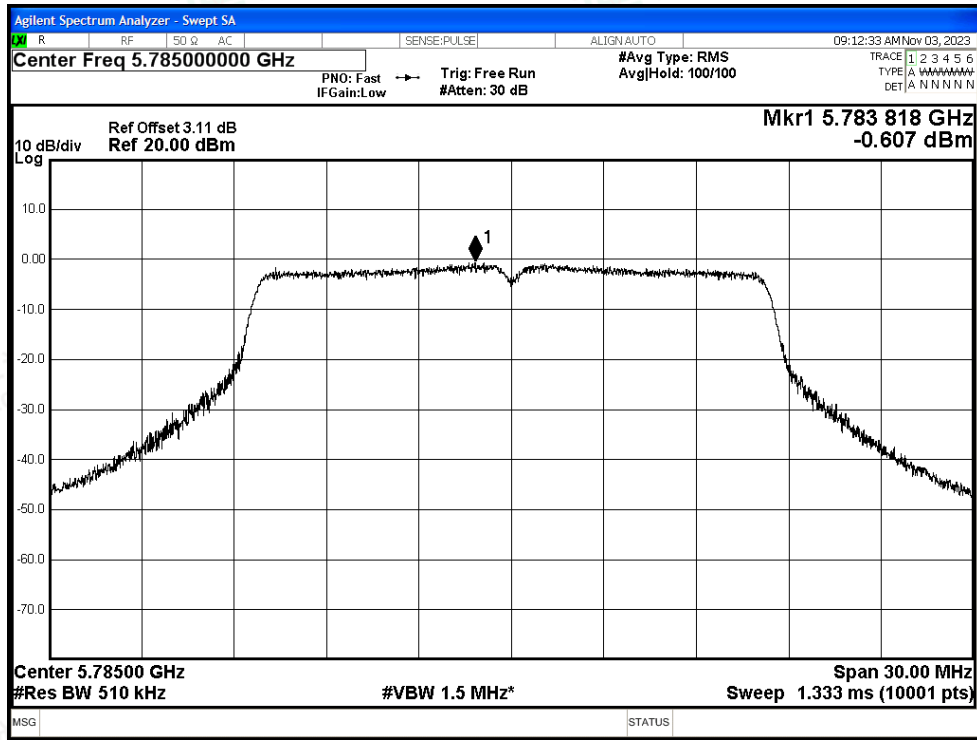


Test Graphs

PSD NVNT a 5745MHz Ant1

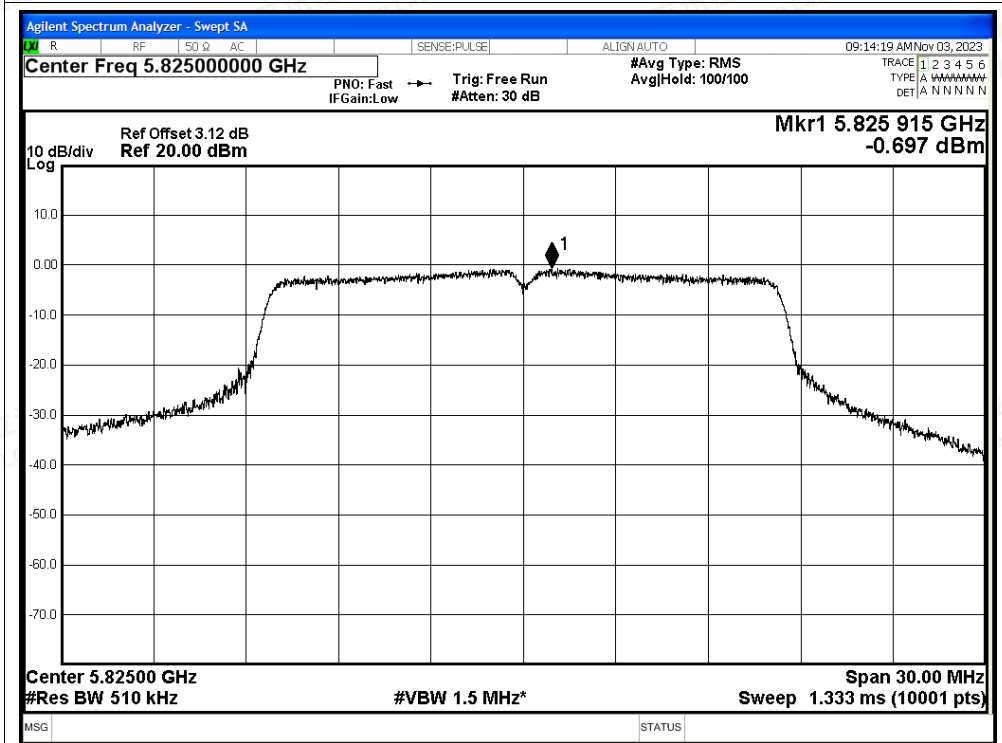


PSD NVNT a 5785MHz Ant1

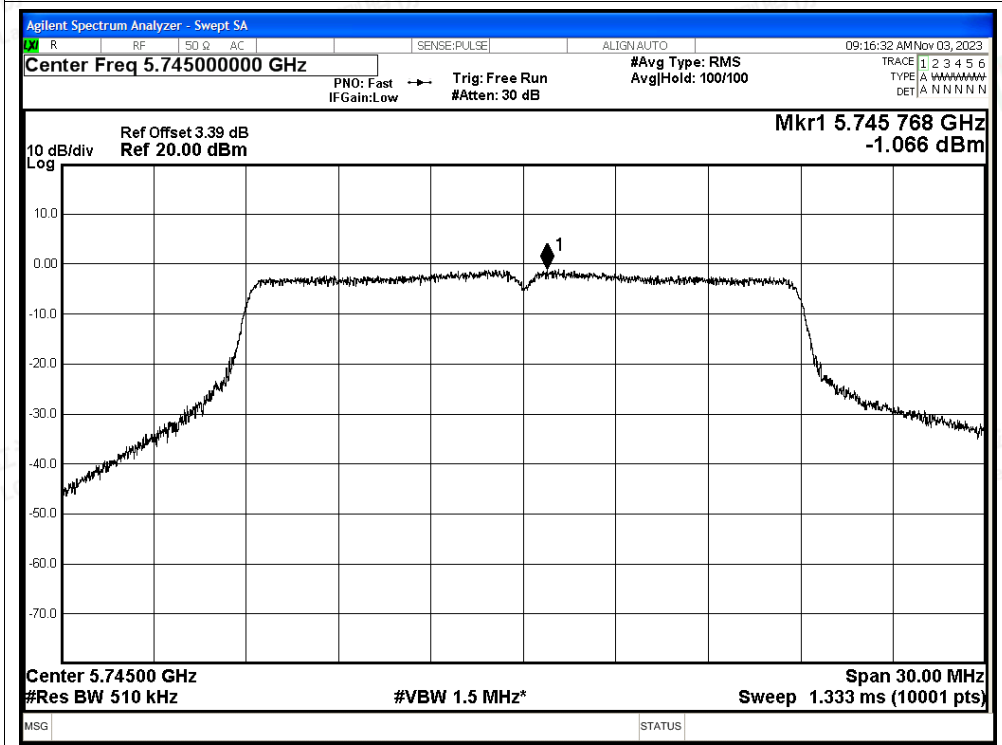


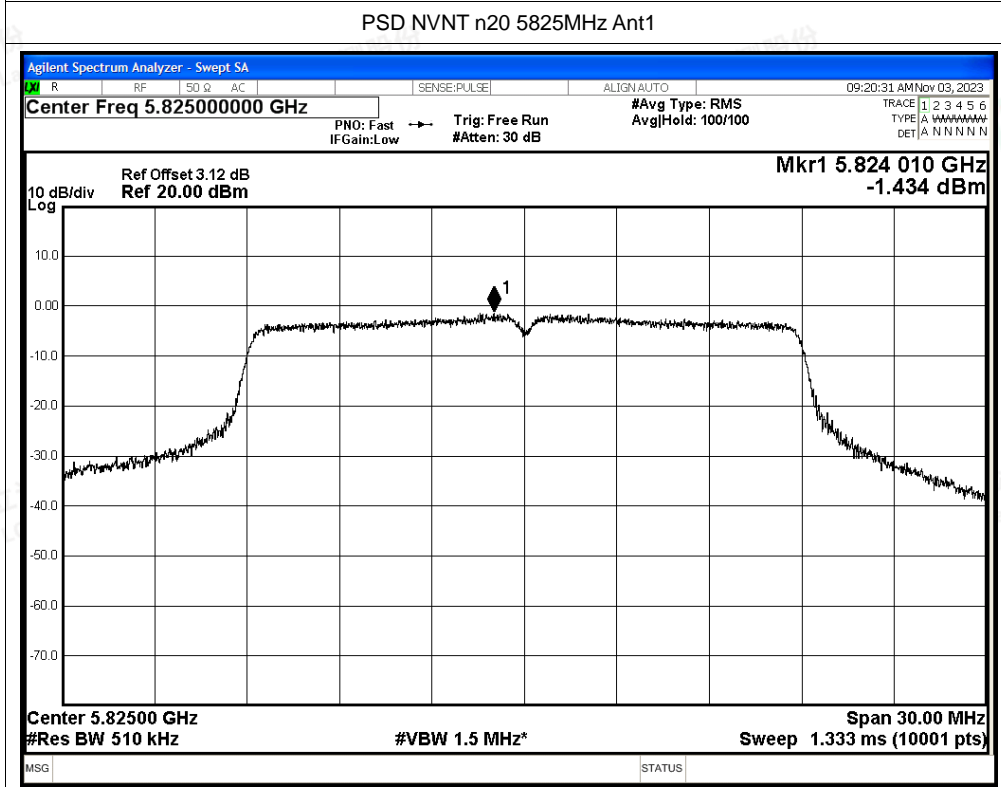
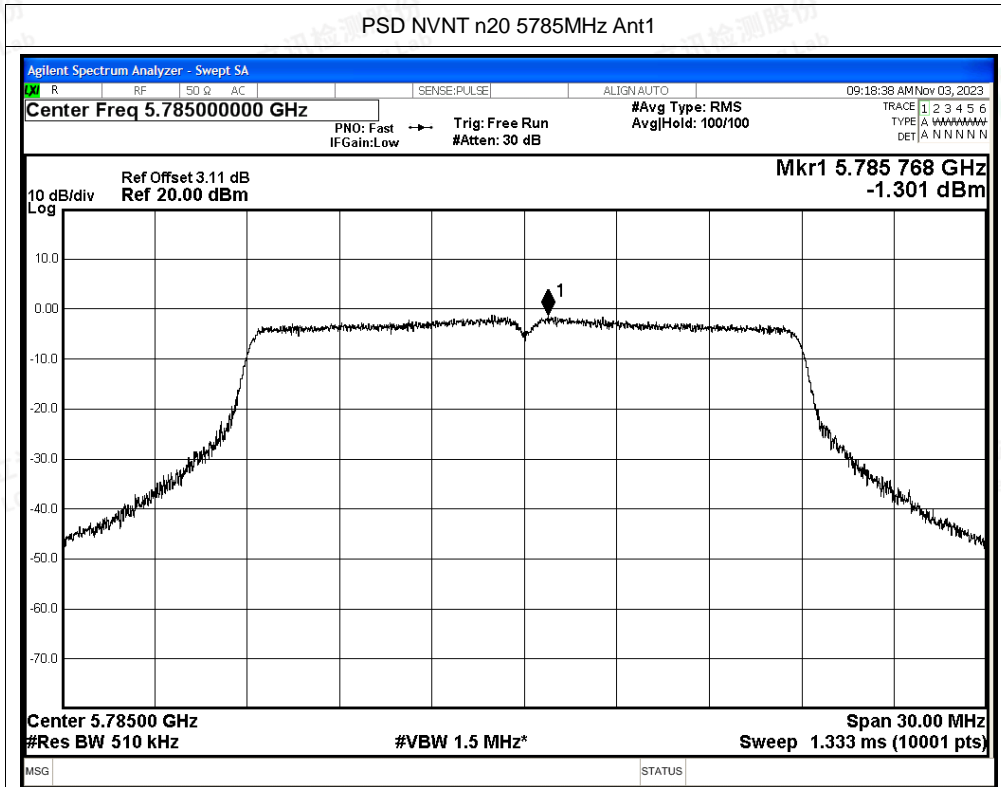


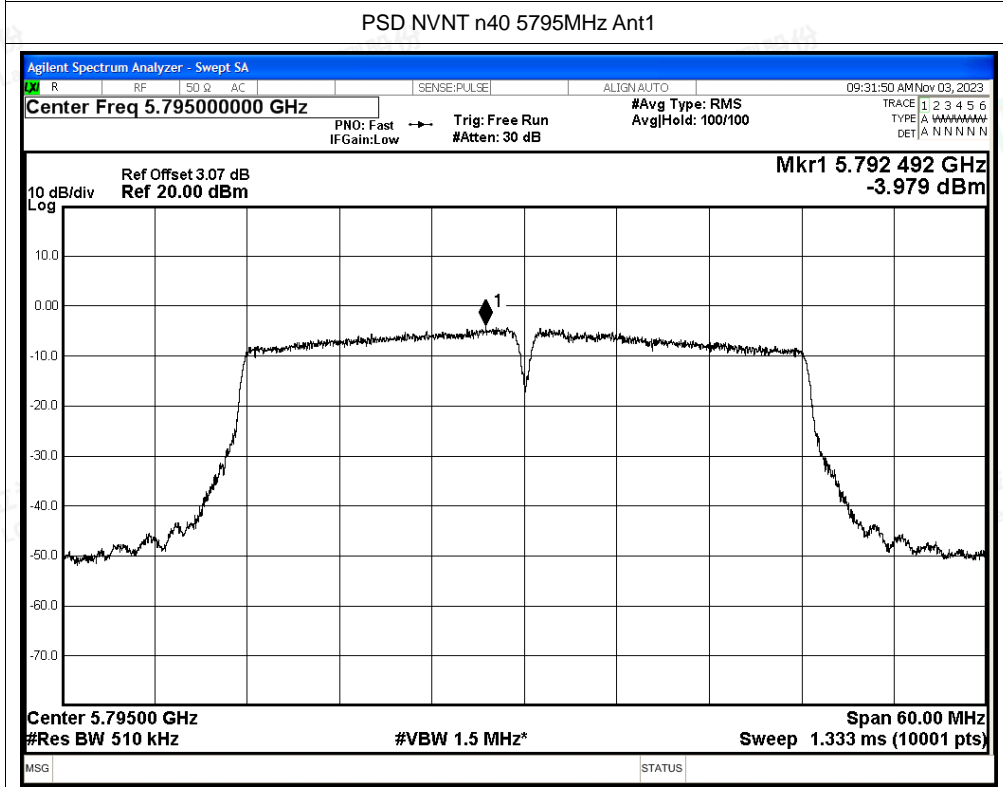
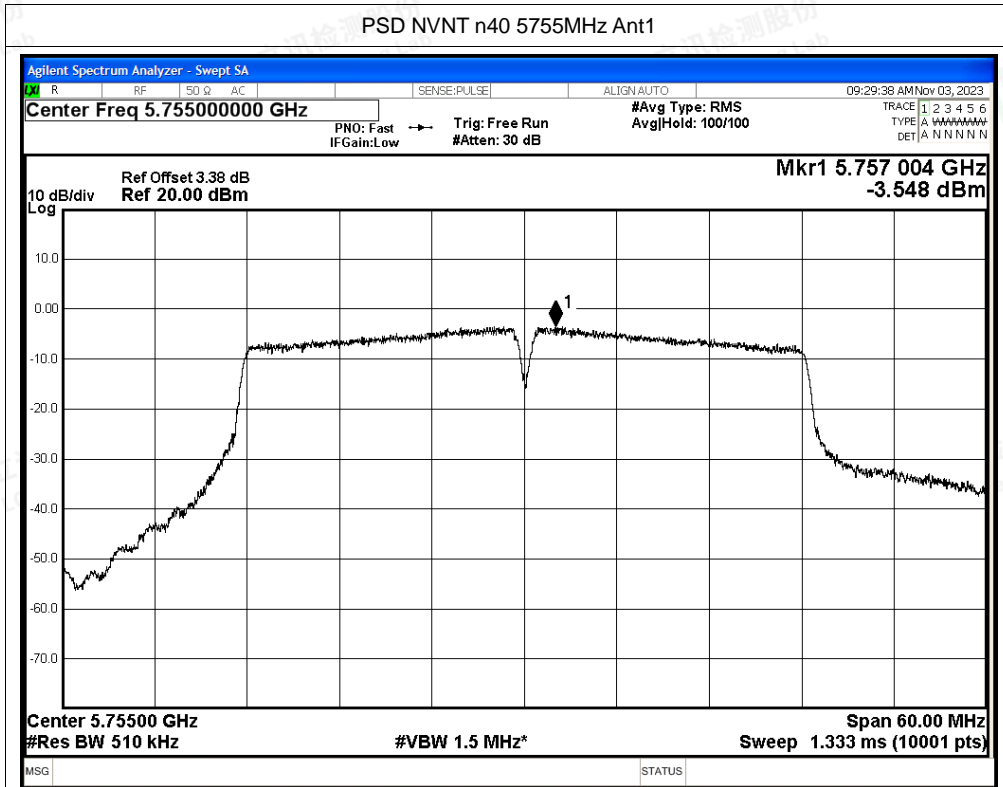
PSD NVNT a 5825MHz Ant1

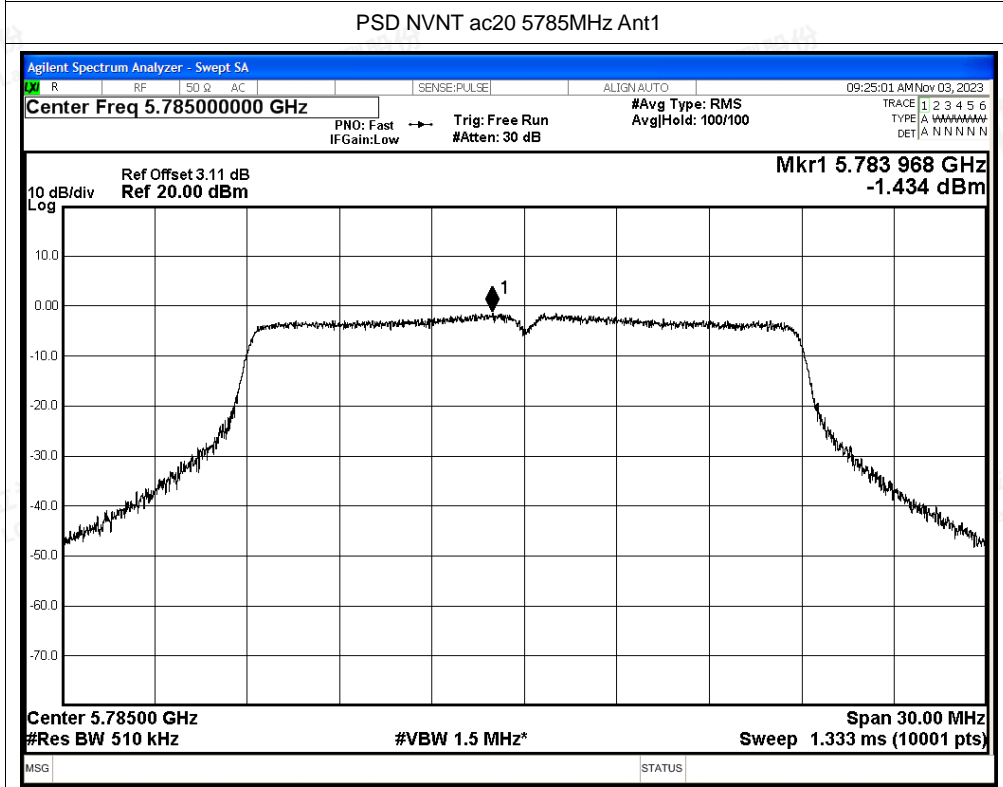
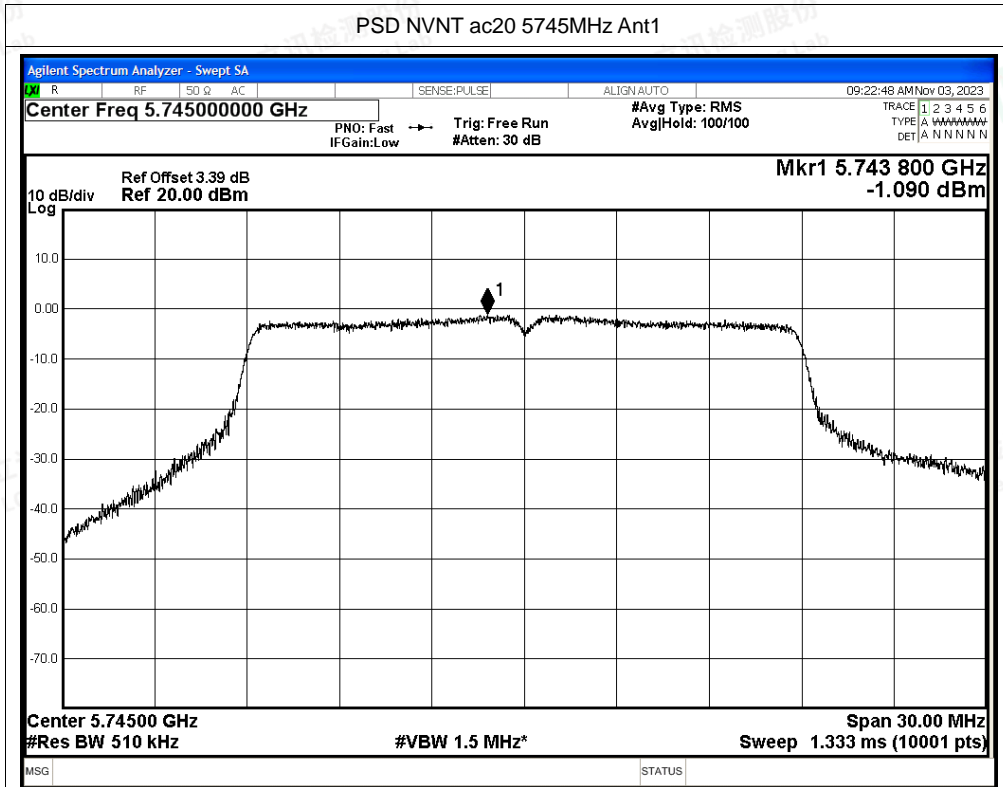


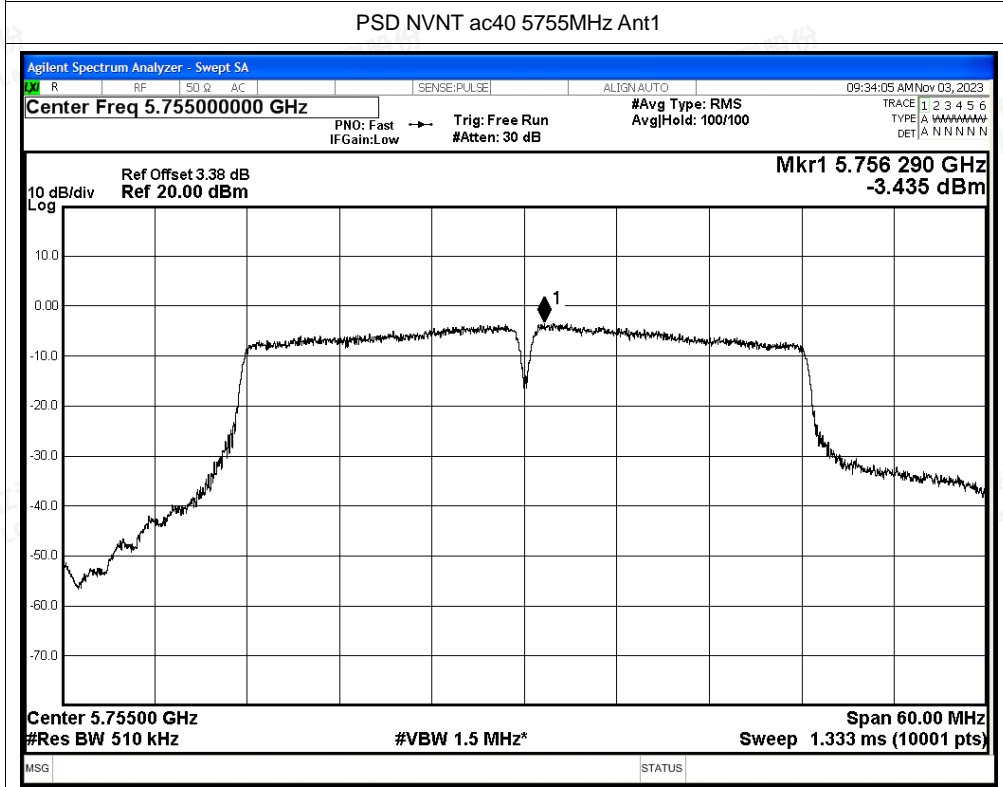
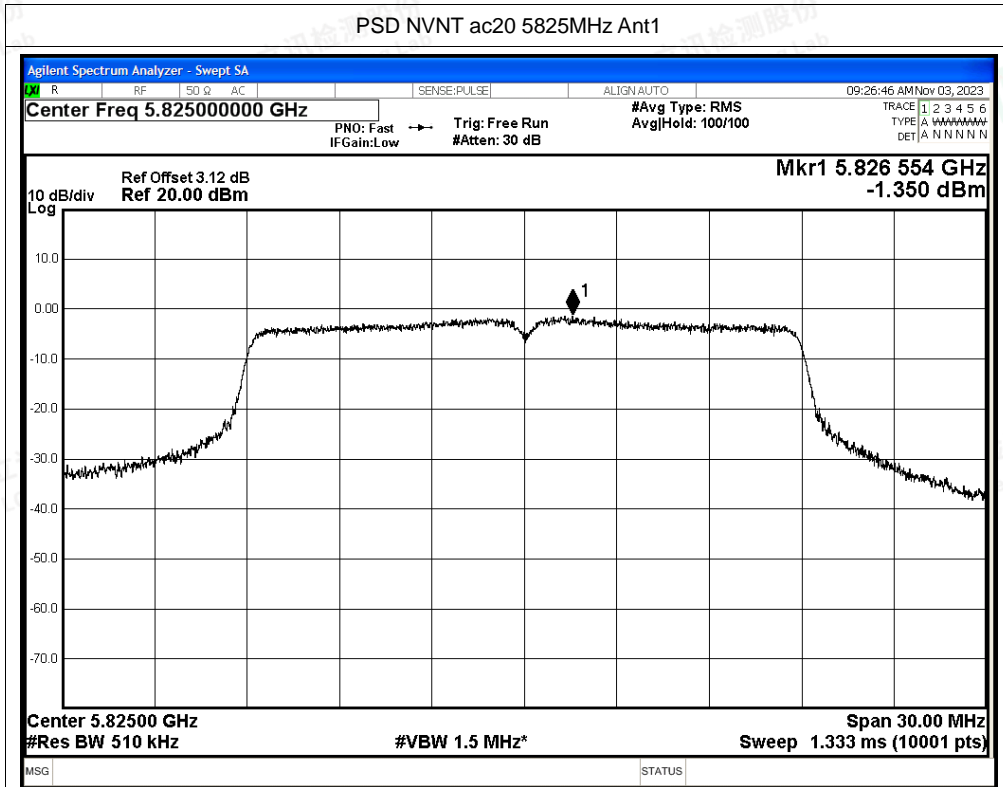
PSD NVNT n20 5745MHz Ant1

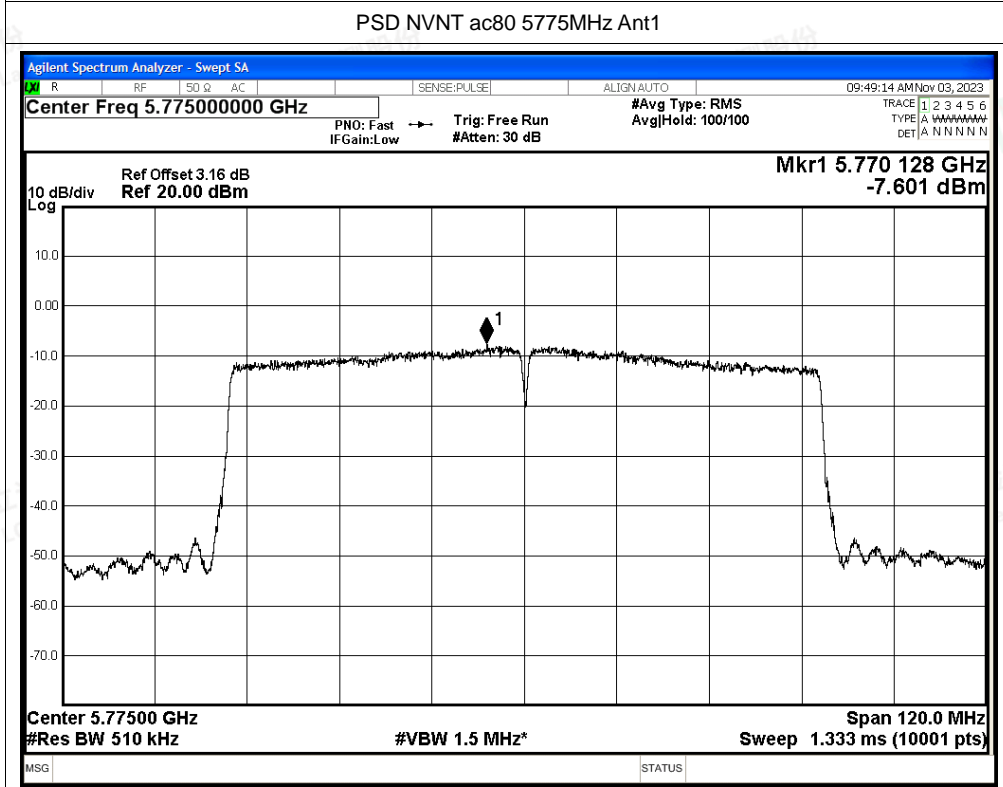
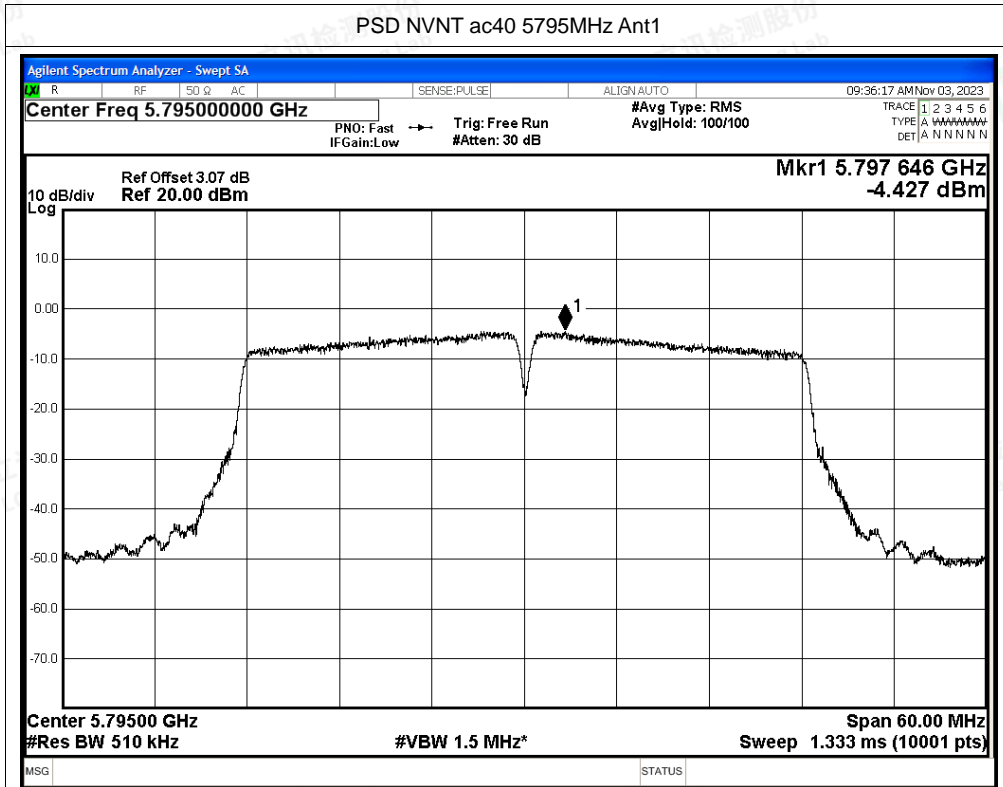


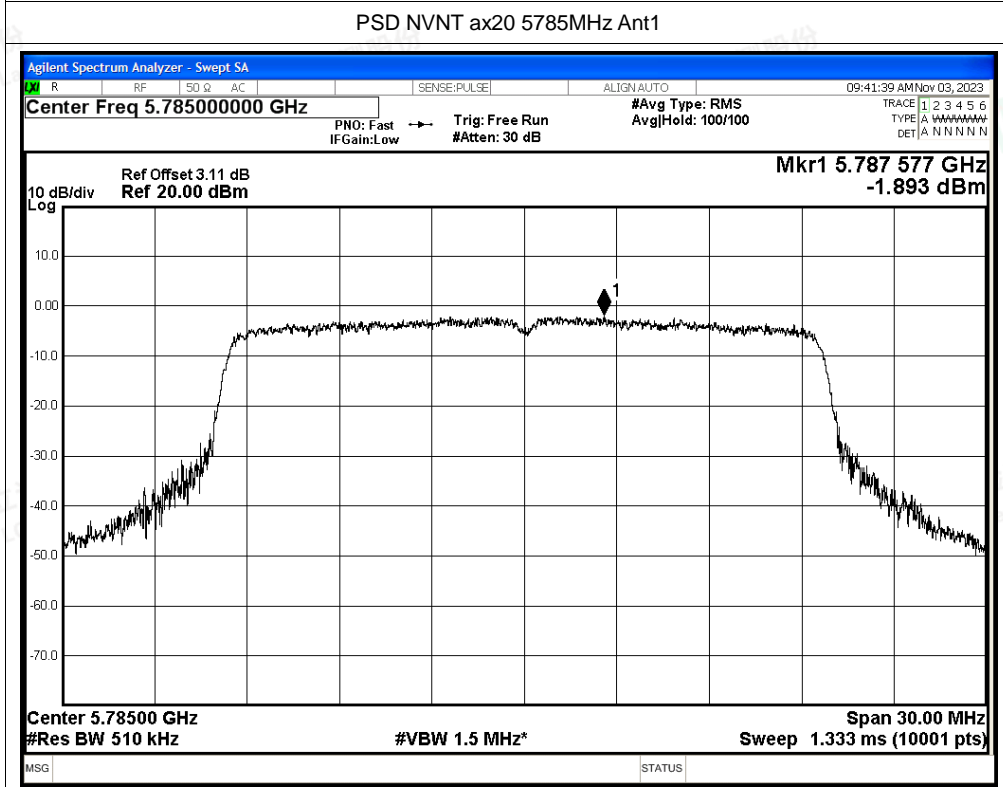
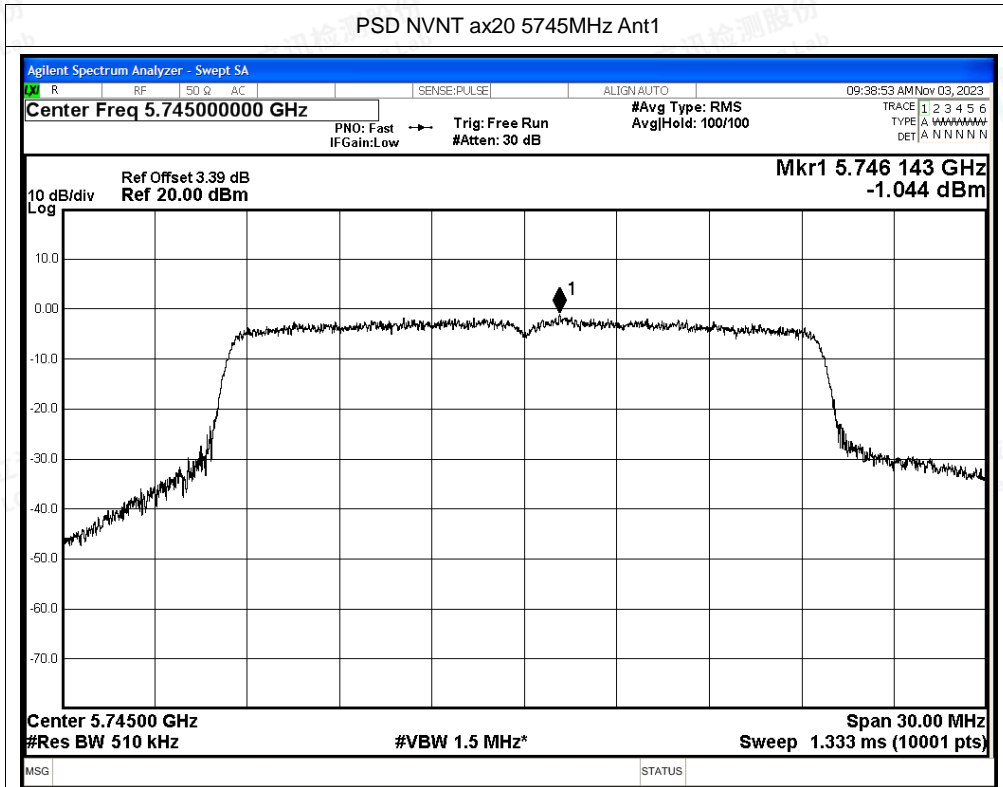


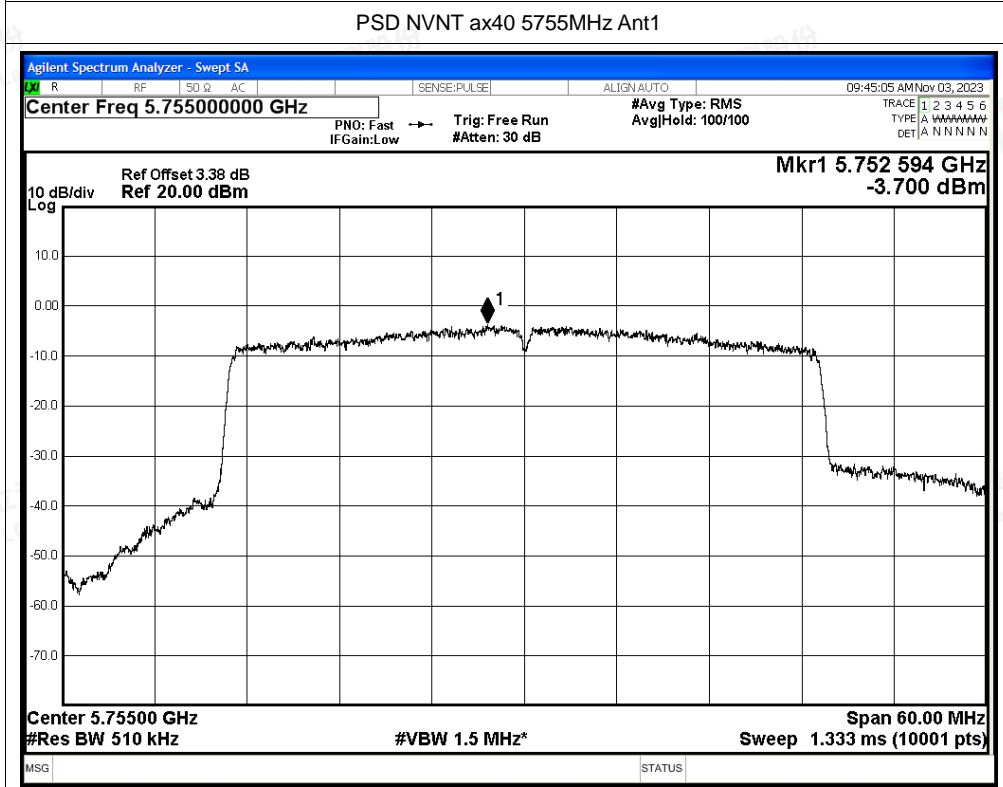
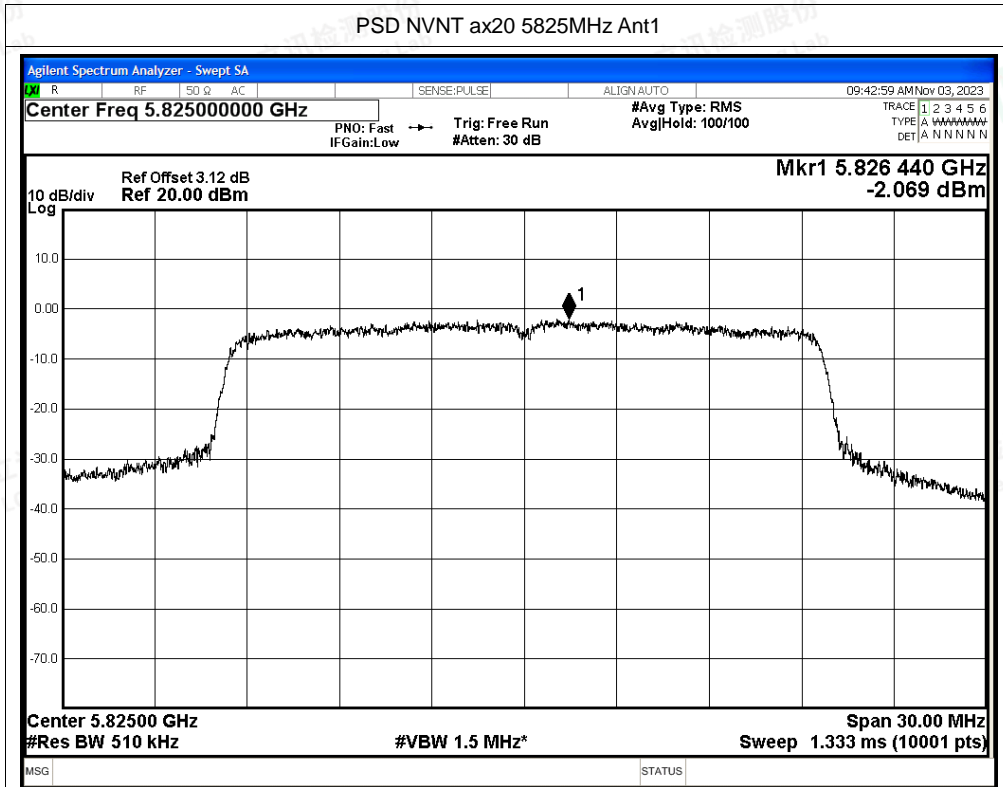






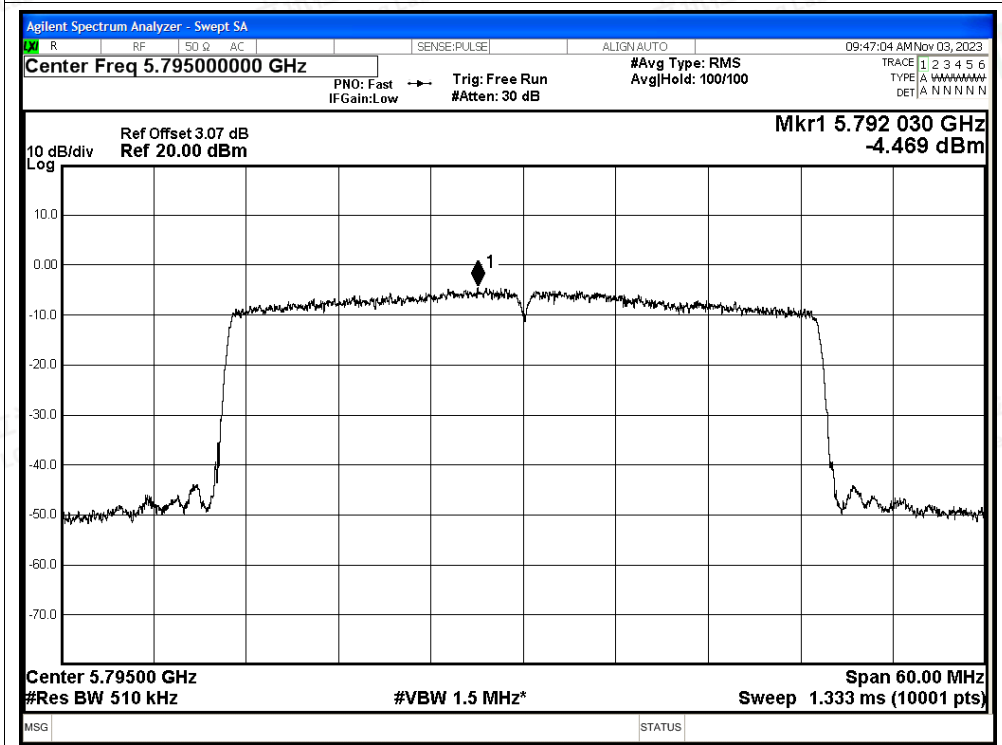




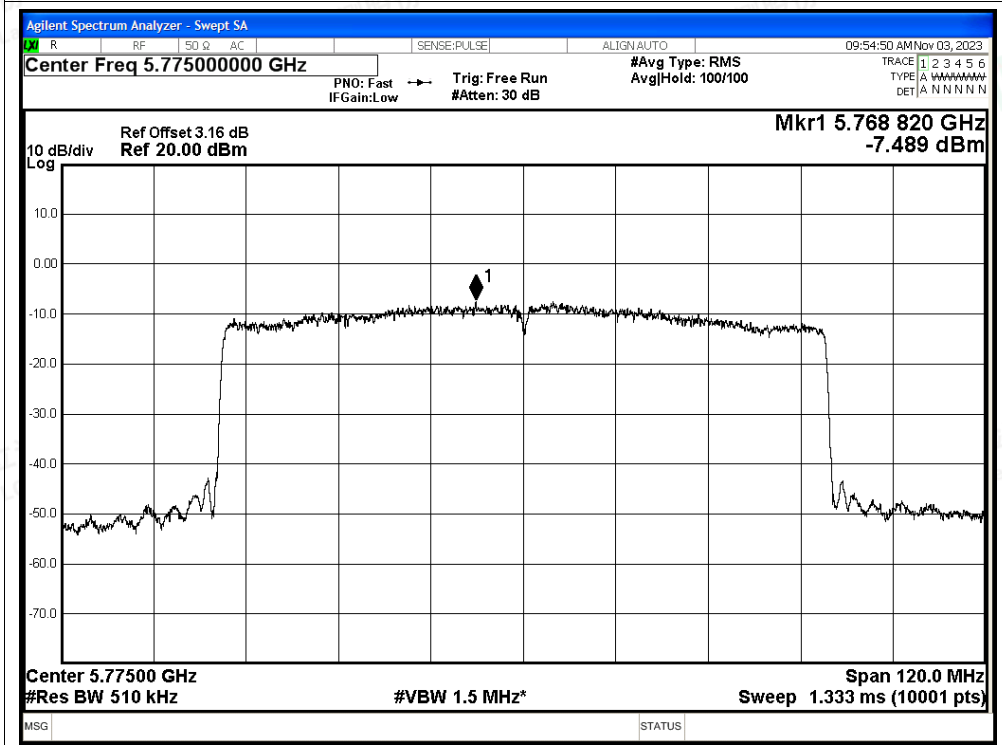




PSD NVNT ax40 5795MHz Ant1



PSD NVNT ax80 5775MHz Ant1





C.4 Restrict Band

Condition	Mode	Frequency (MHz)	Spur Freq (MHz)	Power (dBm)	Gain (dBi)	EIRP Power (dBm)	Detector	Limit (dBm)	Verdict
NVNT	a-Ant0	5745	5650	-47.25	3.0	-44.25	Peak	-27	Pass
NVNT	a-Ant0	5745	5650	-55.76	3.0	-52.76	Average	-27	Pass
NVNT	a-Ant0	5745	5700	-47.9	3.0	-44.90	Peak	10	Pass
NVNT	a-Ant0	5745	5700	-55.05	3.0	-52.05	Average	10	Pass
NVNT	a-Ant0	5745	5720	-46.44	3.0	-43.44	Peak	15.6	Pass
NVNT	a-Ant0	5745	5720	-54.3	3.0	-51.30	Average	15.6	Pass
NVNT	a-Ant0	5745	5725	-45.54	3.0	-42.54	Peak	27	Pass
NVNT	a-Ant0	5745	5725	-53.18	3.0	-50.18	Average	27	Pass
NVNT	a-Ant0	5825	5850	-45.92	3.0	-42.92	Peak	27	Pass
NVNT	a-Ant0	5825	5850	-53.67	3.0	-50.67	Average	27	Pass
NVNT	a-Ant0	5825	5855	-48.61	3.0	-45.61	Peak	15.6	Pass
NVNT	a-Ant0	5825	5855	-54.12	3.0	-51.12	Average	15.6	Pass
NVNT	a-Ant0	5825	5875	-47.84	3.0	-44.84	Peak	10	Pass
NVNT	a-Ant0	5825	5875	-54.8	3.0	-51.80	Average	10	Pass
NVNT	a-Ant0	5825	5925	-47.76	3.0	-44.76	Peak	-27	Pass
NVNT	a-Ant0	5825	5925	-55.25	3.0	-52.25	Average	-27	Pass
NVNT	n20-mimo	5745	5650	-49.49	6.01	-43.48	Peak	-27	Pass
NVNT	n20-mimo	5745	5650	-55.76	6.01	-49.75	Average	-27	Pass
NVNT	n20-mimo	5745	5700	-48.2	6.01	-42.19	Peak	10	Pass
NVNT	n20-mimo	5745	5700	-55.01	6.01	-49.00	Average	10	Pass
NVNT	n20-mimo	5745	5720	-47.86	6.01	-41.85	Peak	15.6	Pass
NVNT	n20-mimo	5745	5720	-53.65	6.01	-47.64	Average	15.6	Pass
NVNT	n20-mimo	5745	5725	-45.92	6.01	-39.91	Peak	27	Pass
NVNT	n20-mimo	5745	5725	-52.65	6.01	-46.64	Average	27	Pass
NVNT	n20-mimo	5825	5850	-44.67	6.01	-38.66	Peak	27	Pass
NVNT	n20-mimo	5825	5850	-52.99	6.01	-46.98	Average	27	Pass
NVNT	n20-mimo	5825	5855	-47.27	6.01	-41.26	Peak	15.6	Pass
NVNT	n20-mimo	5825	5855	-54.27	6.01	-48.26	Average	15.6	Pass
NVNT	n20-mimo	5825	5875	-48.3	6.01	-42.29	Peak	10	Pass
NVNT	n20-mimo	5825	5875	-54.65	6.01	-48.64	Average	10	Pass
NVNT	n20-mimo	5825	5925	-48.3	6.01	-42.29	Peak	-27	Pass
NVNT	n20-mimo	5825	5925	-55.03	6.01	-49.02	Average	-27	Pass
NVNT	n40-mimo	5755	5650	-48.85	6.01	-42.84	Peak	-27	Pass
NVNT	n40-mimo	5755	5650	-55.57	6.01	-49.56	Average	-27	Pass
NVNT	n40-mimo	5755	5700	-47.61	6.01	-41.60	Peak	10	Pass
NVNT	n40-mimo	5755	5700	-54.28	6.01	-48.27	Average	10	Pass
NVNT	n40-mimo	5755	5720	-42.87	6.01	-36.86	Peak	15.6	Pass

