

80g铜版纸 黑白单色 双面印刷 风琴折
成品尺寸： 62.5*100mm

风琴折(- - - - - 虚线为折痕标识，不用印刷； ————— 实线为刀模，不用印刷)

注：
正反双面印刷，
请保持正反面内容是同一方向，方便阅读。

10.00 cm

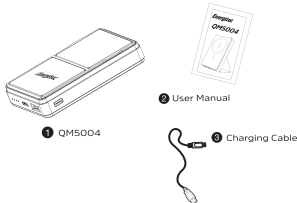
10.00 cm

正面

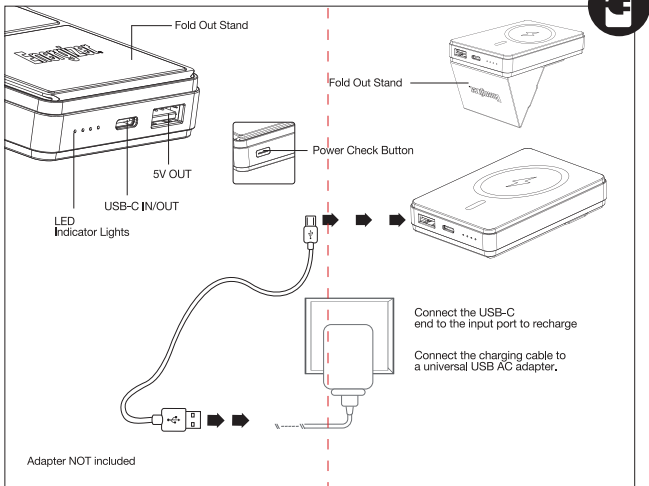


EN
Specification :
Model Name : QM5004
Cell Type : Lithium Polymer
Battery Capacity : 5000mAh/18.5Wh(Max.)
Rated Input : USB-C 5V/2.4A
Rated Output : USB-A 5V/2.4A
Rated Output : USB-C 5V/3A
Wireless Output : 5W/7.5W/10W/15W
Total Output : 15W (Max.)
Dimensions : 97(L) x63(W) x16(H) mm
Weight : 143g ± 10g

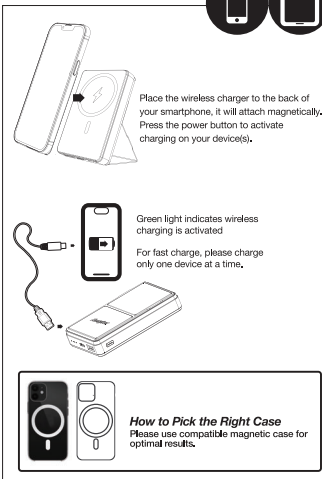
Package Contents



How to Recharge



How to USE



Warning:
Changes or modifications to this unit not expressly approved by the party responsible for compliance could void the user's authority to operate the equipment.

NOTE:
This device complies with part 15 of the FCC Rules. Operation is subject to the following two conditions:
(1) This device may not cause harmful interference, and
(2) this device must accept any interference received, including interference that may cause undesired operation.

FCC Warning Statement:
This equipment has been tested and found to comply with the limits for a Class B digital device, pursuant to part 15 of the FCC Rules. These limits are designed to provide reasonable protection against harmful interference in a residential installation. This equipment generates, uses and can radiate radio frequency energy and, if not installed and used in accordance with the instructions, may cause harmful interference to radio communications. However, there is no guarantee that interference will not occur in a particular installation. If this equipment does cause harmful interference to radio or television reception, which can be determined by turning the equipment off and on, the user is encouraged to try to correct the interference by one or more of the following measures:
• Reorient or relocate the receiving antenna.
• Increase the separation between the equipment and receiver.
• Connect the equipment into an outlet on a circuit different from that to which the receiver is connected.

• Consult the dealer or an experienced radio/TV technician for help.

NOTE:
1. The device has been evaluated to meet general RF exposure requirement. The device can be used in portable exposure condition without restriction.
2. Equipment system maintenance is simple, please refer to the manual.
3. The user can take simple measures to correct the interference. Such as staying away from interference sources, turning off interference sources, etc.

Safety Instruction
• Avoid water, heat, fire, penetration of the battery, and severe drops at all times.
• Do not insert other objects into the USB ports other than the USB connectors.
• Once the product is fully charged, your power pack automatically shuts off to save power.
• During charge & recharge, battery may feel slightly warm.
• Do not clean the battery with water or other cleaning products, clean the exterior with a lightly wetted cloth or napkin.
• Normally the battery performance will decline after 2 years
• Any intentional and physical damage to the battery will not be under the warranty conditions.
• Battery storage temperature is between -10°C ~ +60°C, operating temperature is 0°C ~ 40°C.
• Fully charge the battery before first use to maximize the battery life.

PowerSafe Management
Guarantees against short circuit and over-charging for your power bank and devices.

Customer Service
For any question about the product, please contact us at service@energizerpowerbanks.com



©2024 Energizer, Energizer, Energizer Character and certain graphic designs are trademarks of Energizer Brands, LLC and related subsidiaries and are used under license by TennRich International Corp.

Dispose the battery properly, seek for local disposal facility for advice. Do not dispose, disassemble, damage, or incinerate the battery at all time.

UM_2_QM5004_EN_1.1

6.25 cm

6.25 cm

6.25 cm

6.25 cm