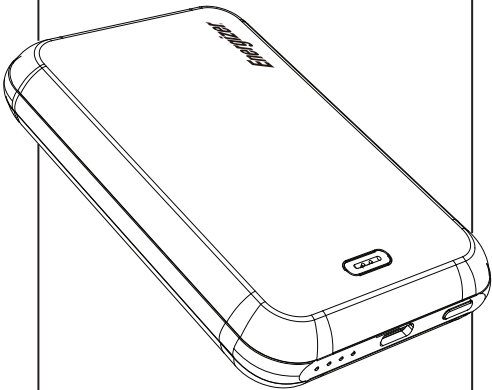


# Energizer

## QM5000



### Specification:

Model Name : QM5000  
Cell Type : Lithium Polymer  
Battery Capacity : 5000mAh/ 18.5Wh(Max.)  
Rated Input : USB-C 5V/2.4A  
Rated Output : USB-C 5V/3A(Max.)  
Wireless Output : 5W/7.5W/10W/15W  
Total Output : 15W(Max.)  
Dimensions : 94 (L)x64 (W)x18(H) mm  
Weight : 126g±10g

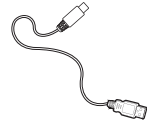
### Package Contents Contenu de l'emballage



1 QM5000



2 User Manual  
Manuel de l'utilisateur

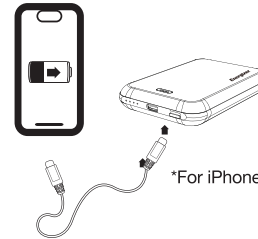


3 Charging Cable  
Câble de chargement

### How to USE Comment utiliser



Place the power bank to the back of your smartphone,  
it will attach magnetically and align automatically.



\*For iPhone 12 series and above.

Press the power button to activate charging on your device.  
Blinking white LED light indicates USB-C charging is activated.  
Solid white LED light indicates USB-C charging is completed.  
Blinking blue LED light indicates foreign object detection,  
please remove the object on top of the wireless charger.  
Solid blue LED light indicates wireless charging is activated.  
For wireless fast charge, please charge one device at a time.

### Safety Instruction

- Avoid water, heat, fire, penetration of the battery, and severe drops at all times.
- Do not insert other objects into the USB ports other than the USB connectors.
- Once the product is fully charged, your power pack automatically shuts off to save power.
- During charge & recharge, battery may feel slightly warm.
- Do not clean the battery with water or other cleaning products, clean the exterior with a lightly wetted cloth or napkin.
- Normally the battery performance will decline after 2 years
- Any intentional and physical damage to the battery will not be under the warranty conditions.
- Battery storage temperature is between -10°C~+60°C , operating temperature is 0°C~45°C.
- Fully charge the battery before first use to maximize the battery life.
- Do not place any metal or flammable object on top of this product.

**Warning:**Changes or modifications to this unit not expressly approved by the party responsible for compliance could void the user's authority to operate the equipment.

**NOTE:**This device complies with part 15 of the FCC Rules. Operation is subject to the following two conditions: (1) This device may not cause harmful interference, and (2) this device must accept any interference received, including interference that may cause undesired operation.

**FCC Statement:** This equipment has been tested and found to comply with the limits for a Class B digital device, pursuant to part 15 of the FCC Rules. These limits are designed to provide reasonable protection against harmful interference in a residential installation. This equipment generates, uses and can radiate radio frequency energy and, if not installed and used in accordance with the instructions, may cause harmful interference to radio communications. However, there is no guarantee that interference will not occur in a particular installation. If this equipment does cause harmful interference to radio or television reception, which can be determined by turning the equipment off and on, the user is encouraged to try to correct the interference by one or more of the following measures:

- Reorient or relocate the receiving antennas.
- Increase the separation between the equipment and receiver.
- Connect the equipment into an outlet on a circuit different from that to which the receiver is connected.
- Consult the dealer or an experienced radio/TV technician for help.

### RF exposure compliance statement :

1. The device has been evaluated to meet general RF exposure requirement. The device can be used in portable exposure condition without restriction.
2. Equipment system maintenance is simple, please refer to the manual.
3. The user can take simple measures to correct the interference. Such as staying away from interference sources, turning off interference sources, etc.



Customer Service  
For any question about the product,  
please contact us at  
service@energizerpowerbanks.com

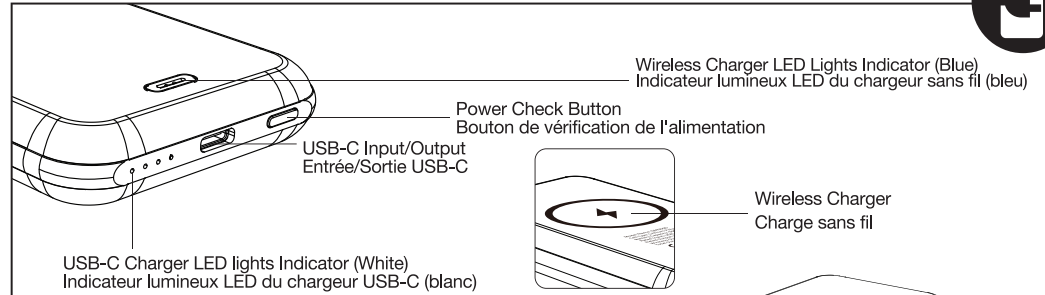
©2024 Energizer. Energizer, Energizer Character and certain graphic designs are trademarks of Energizer Brands, LLC and related subsidiaries and are used under license by TennRich International Corp..



FCC ID : 2AU4P-QM5000

UM\_2\_QM5000\_EN-FR\_1.1

## How to Recharge Comment recharger



## How to pick the right case Comment choisir le bon étui



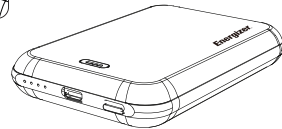
Please use compatible magnetic case for optimal results.

Veuillez utiliser un étui magnétique compatible pour des résultats optimaux

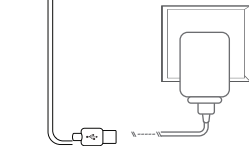


Do not place any metal or foreign object on the wireless charging area.  
Ne placez aucun objet métallique ou étranger sur la zone de charge sans fil.

Please do not use a case with thickness over 4mm, or metal ring, or magnetic pad in the middle on the back of the case.  
Veuillez ne pas utiliser un étui dont l'épaisseur dépasse 4 mm, ou qui comporte un anneau métallique, ou une plaque magnétique au milieu à l'arrière de l'étui.



Connect the USB-C end to the input port to recharge  
Connectez l'extrémité USB-C au port d'entrée pour recharger.



Connect the charging cable to a universal USB AC adapter

Connectez le câble de charge à un adaptateur secteur USB universel.

Adapter NOT included Adaptateur NON inclus.

## Warning :

Changes or modifications to this unit not expressly approved by the party responsible for compliance could void the user's authority to operate the equipment.

### NOTE:

This device complies with part 15 of the FCC Rules. Operation is subject to the following two conditions:

- (1) This device may not cause harmful interference, and
- (2) this device must accept any interference received, including interference that may cause undesired operation.

### FCC Warning Statement:

This equipment has been tested and found to comply with the limits for a Class B digital device, pursuant to part 15 of the FCC Rules. These limits are designed to provide reasonable protection against harmful interference in a residential installation. This equipment generates, uses and can radiate radio frequency energy and, if not installed and used in accordance with the instructions, may cause harmful interference to radio communications. However, there is no guarantee that interference will not occur in a particular installation. If this equipment does cause harmful interference to radio or television reception, which can be determined by turning the equipment off and on, the user is encouraged to try to correct the interference by one or more of the following measures:

- Reorient or relocate the receiving antenna.
- Increase the separation between the equipment and receiver.
- Connect the equipment into an outlet on a circuit different from that to which the receiver is connected.
- Consult the dealer or an experienced radio/TV technician for help.

**NOTE:** This device complies with part 18 of the FCC Rules. Information to the user.

1. the device has potential interference, but the interference is very small and meets the requirements of the FCC rule.
2. Equipment system maintenance is simple, please refer to the manual.
3. The user can take simple measures to correct the interference. Such as staying away from interference sources, turning off interference sources, etc.

### RF exposure compliance statement:

The equipment complies with FCC Radiation exposure limit set forth for uncontrolled environment.

This equipment should be installed and operated with minimum distance 20cm between the radiator and your body.