

80g铜版纸 黑白单色 双面印刷 风琴折
成品尺寸: 65*100mm

注:
正反双面印刷,
请保持正反内容是同一方向, 方便阅读。

风琴折(----- 虚线为折痕标识, 不用印刷; ———— 实线为刀模, 不用印刷)

10.00 cm



EN

Specification:

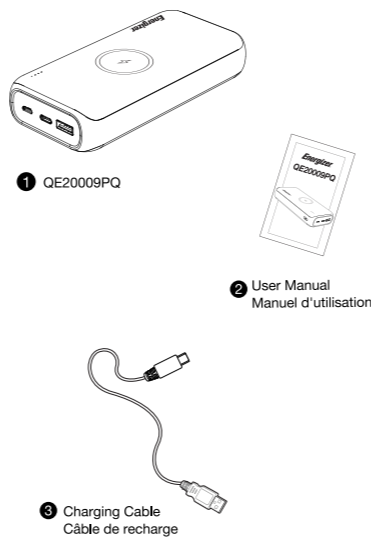
Model Name : QE20009PQ
Cell Type : Lithium Polymer
Battery Capacity : 20000mAh/ 74Wh(Max.)
Rated Input : Micro-USB 5V/2A
Rated Input : USB-C PD 5V/2A, 9V/2A
Rated Output 1 : USB-A 5V/3A, 9V/2A, 12V/1.5A
Rated Output 2 : USB-C PD 5V/2A, 9V/2.22A, 12V/1.5A
Wireless Output : 5W/7.5W/10W/15W
Total Output : 20W (Max.)
Dimensions : 148(L) x70.5(W) x28.5(H) mm
Weight : 430g±10g

FR

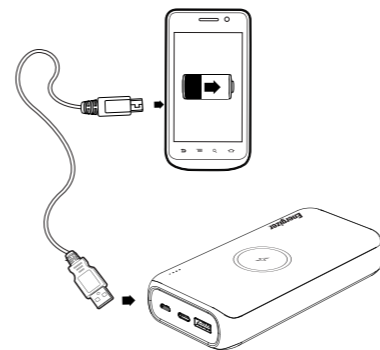
Spécifications:

Modèle : QE20009PQ
Type de cellule : Lithium Polymère
Capacité de la batterie : 20000mAh/ 74Wh(Max.)
Entrée : Micro-USB 5V/2A
Entrée : USB-C PD 5V/2A, 9V/2A
Sortie 1 : USB-A 5V/3A, 9V/2A, 12V/1.5A
Sortie 2 : USB-C PD 5V/2A, 9V/2.22A, 12V/1.5A
Sortie sans fil : 5W/7.5W/10W/15W
Sortie totale : 20W (Max.)
Dimensions : 148(L) x70.5(W) x28.5(H) mm
Poids : 430g±10g


Package Contents
Contenu de l'emballage



How to USE
Comment l'utiliser



Press the power button to activate charging on your device(s).
Appuyez sur le bouton d'alimentation pour activer le chargement sur votre appareil



Blinking light indicates recharging.
Solid light indicates fully charged.

Le voyant clignotant indique que la batterie est en cours de recharge.
La lumière continue indique que la batterie est complètement chargée.

Safety Instruction

- Avoid water, heat, fire, penetration of the battery, and severe drops at all times.
- Do not insert other objects into the USB ports other than the USB connectors.
- Once the product is fully charged, your power pack automatically shuts off to save power.
- During charge & recharge, battery may feel slightly warm.
- Do not clean the battery with water or other cleaning products, clean the exterior with a lightly wetted cloth or napkin.
- Normally the battery performance will decline after 2 years
- Any intentional and physical damage to the battery will not be under the warranty conditions.
- Battery storage temperature is between -10°C~+60°C, operating temperature is 0°C~45°C.
- Fully charge the battery before first use to maximize the battery life.
- Do not place any metal or flammable object on top of this product.

Consignes de sécurité

- Évitez à tout moment l'eau, la chaleur, le feu, la pénétration de la batterie et les chutes importantes.
- N'insérez pas d'autres objets dans les ports USB que les connecteurs USB.
- Une fois que le produit est complètement rechargé, votre bloc d'alimentation s'éteint automatiquement pour économiser de l'énergie.
- Pendant la charge et la recharge, la batterie peut chauffer légèrement.
- Ne nettoyez pas la batterie avec de l'eau ou d'autres produits de nettoyage, mais nettoyez l'extérieur avec un chiffon légèrement mouillé.
- Normalement, les performances de la batterie diminuent au bout de 2 ans.
- Tout dommage intentionnel et physique à la batterie ne sera pas couvert par la garantie.
- La température de stockage de la batterie est comprise entre -10°C et +60°C, la température de fonctionnement est de 0°C à 45°C.
- Chargez complètement la batterie avant la première utilisation pour maximiser sa durée de vie.

WARRANTY

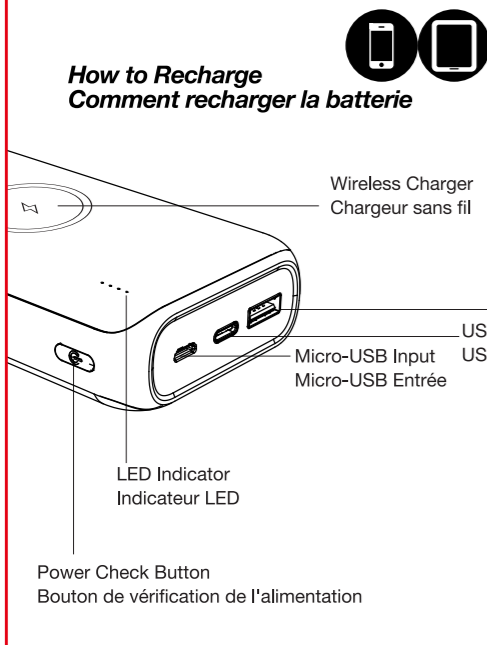
All products from the date of purchase are qualified for limited time warranty.
For more warranty information, please visit: <http://www.energizerpowerbanks.com>

GARANTIE

Tous les articles bénéficient d'une garantie limitée dans le temps à partir de la date d'achat.
Pour plus d'informations concernant la garantie, merci de visiter notre site : <http://www.energizerpowerbanks.com>

10.00 cm

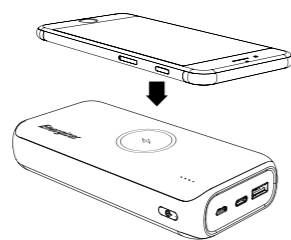
How to Recharge
Comment recharger la batterie



For fast charge (via cable): connect only one device to power bank to activate fast charge, do not press the power button
For wireless: press the power button once to activate wireless charging, fast charge (via cable) will switch to normal charging mode. After 2 mins of idle, wireless charging will shut off, fast charge will then resume

18 W USB-A FAST CHARGE
Charge rapide USB-A 18 W

USB-C PD IN/OUT
USB-C PD Entrée/Sortie



*Compatible with wireless charging standard
*Compatible avec la norme de charge sans fil

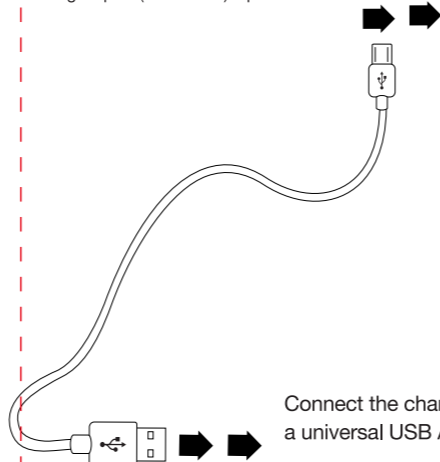
Pour une charge rapide (via un câble) : connectez un seul appareil au powerbank pour activer la charge rapide, n'appuyez pas sur le bouton d'alimentation.
Pour la charge sans fil : appuyez une fois le bouton d'alimentation pour activer la charge sans fil, la charge rapide (via le câble) passera en mode de charge normal. Après 2 minutes d'inactivité, la charge sans fil s'arrête, la charge rapide (via le câble) reprend.

Green light indicates fast charge or fast recharge is activated.
La lumière verte indique que la charge rapide ou la recharge rapide est activée.



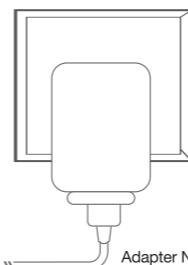
Connect the USB-C/Micro-USB end to the input port to recharge

Connectez l'extrémité USB-C/Micro-USB au port d'entrée pour recharger l'appareil



Connect the charging cable to a universal USB AC adapter

Connectez le câble de chargement à un adaptateur secteur USB universel



Adapter NOT included
Adaptateur NON inclus

Warning:

Changes or modifications to this unit not expressly approved by the party responsible for compliance could void the user's authority to operate the equipment.

NOTE:

This device complies with part 15 of the FCC Rules. Operation is subject to the following two conditions:
(1) This device may not cause harmful interference, and
(2) this device must accept any interference received, including interference that may cause undesired operation.

FCC Warning Statement:

This equipment has been tested and found to comply with the limits for a Class B digital device, pursuant to part 15 of the FCC Rules. These limits are designed to provide reasonable protection against harmful interference in a residential installation. This equipment generates, uses and can radiate radio frequency energy and, if not installed and used in accordance with the instructions, may cause harmful interference to radio communications. However, there is no guarantee that interference will not occur in a particular installation. If this equipment does cause harmful interference to radio or television reception, which can be determined by turning the equipment off and on, the user is encouraged to try to correct the interference by one or more of the following measures:

- Reorient or relocate the receiving antenna.
- Increase the separation between the equipment and receiver.
- Connect the equipment into an outlet on a circuit different from that to which the receiver is connected.
- Consult the dealer or an experienced radio/TV technician for help.

RF exposure compliance statement:

1. The device has been evaluated to meet general RF exposure requirements.
The device can be used in portable exposure condition without restriction.
2. Equipment system maintenance is simple, please refer to the manual.
3. The user can take simple measures to correct the interference. Such as staying away from interference sources, turning off interference sources, etc.



PowerSafe Management
Guarantees against short circuit and over-charging for your power bank and devices.



Customer Service
For any question about the product, please contact us at service@energizerpowerbanks.com

Dispose the battery properly, seek for local disposal facility for advice. Do not dispose, disassemble, damage, or incinerate the battery at all time.

Deseche la batería de la manera adecuada. Busque un centro de procesamiento de residuos local para que le asesoren al respecto. No deseche, desmonte, dañe o incinere la batería en cualquier momento.



©2024 Energizer, Energizer, Energizer Character and certain graphic designs are trademarks of Energizer Brands, LLC and related subsidiaries and are used under license by TennRich International Corp.

UM_2_QE20009PQ_EN_FR_1.1

6.50 cm

6.50 cm

6.50 cm

6.50 cm

6.50 cm

6.50 cm

38.99 cm