

RENPHO

Live Healthy, Live Smart



Model:RF-EM001R

**RENPHO Eye Massager with Remote
User Manual**

Attention

This appliance can be used by children aged from 8 years and above and persons with reduced physical, sensory or mental capabilities or lack of experience and knowledge if they have been given supervision or instruction concerning use of the appliance in a safe way and understand the hazards involved.

Children shall not play with the appliance.

Cleaning and user maintenance shall not be made by children without supervision.

Please read and comprehend all the contents of this manual and operate the product according to the instructions.

1. **DO NOT** use if you have had an eye operation, or if you have any eye diseases such as glaucoma, cataract, and amotio retinae.
2. **DO NOT** clean the product with water; clean it with cotton soaked in alcohol
3. This product has a hot surface; people sensitive to heat should take extra care when using this.
4. Juveniles, disabled people, and the elderly should only use this product when properly supervised.
5. The product is intended for personal use; it is not intended to replace medical care and medical devices.
6. **DO NOT** use if you have any swelling in the eye area.
7. **DO NOT** disassemble the product, **DO NOT** impact or squeeze its interior lithium battery or expose it to fire;
8. **DO NOT** use if the battery has been immersed in water
9. **DO NOT** use in high temperatures or humid environments. Avoid direct exposure to the sun.
10. Consult your doctor if you have sensitive skin, allergic dermatitis, or orthopedic bio materials.
11. Remove contact lenses, hairpins, and hair accessories before using.
12. Start the eye massager after putting it on in order to avoid damage to the air bag due to over pressure.
13. Only use the charger (5V 1A, not included) to recharge the eye massager.
14. You must have your eyes closed while massaging.
15. **DO NOT** use sharp objects to scratch this product

EN

DE

FR

IT

ES

JP

Product structure

EN

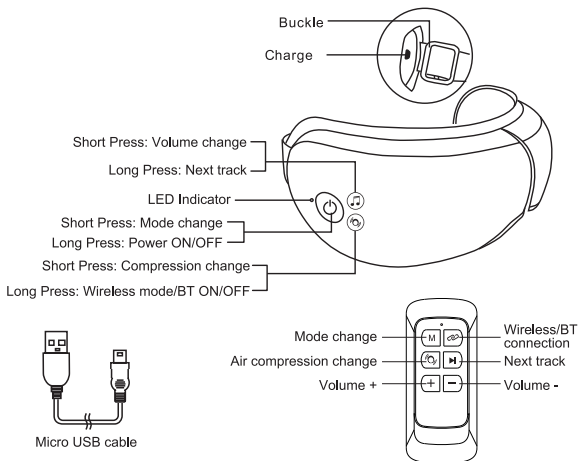
DE

FR

IT

ES

JP



Technical parameters

Product name: RENPHO Eye Massager with Remote

Model: RF-EM001R

Input: 5V $\overline{\text{---}}$ 1A

Rated voltage: 3.7V

Rated power: 5W

Alkaline battery of remote: 23A/12V

Color: White / Black

What's included

1 x RENPHO Eye Massager

1 x USB Cable

1 x User Manual

1 x Warranty Card

1 x Remote

Wearing the device

Align the cloth cover to your eyes, put on the device, adjust the elastic band, adjust the device to the most comfortable position. Hold the power button for 3-5 seconds to turn on the eye massager



Attention

Remove any glasses, contact lenses, hairpins and hair accessories before use to avoid discomfort. Do not operate the device with wet hands.

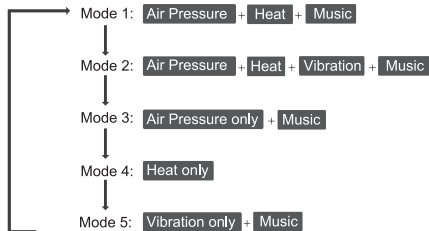
During operation

Default Setting: Air Pressure + Heat + Music

Default Timer: 15 minutes

Press power button on the device, or **M** on the remote to change mode:

Hold power button 3-5 seconds to turn on/off the eye massager. Gently press power button to change modes. Audio voice will confirm mode change.



EN

DE

FR

IT

ES

JP

Charging

EN

DE

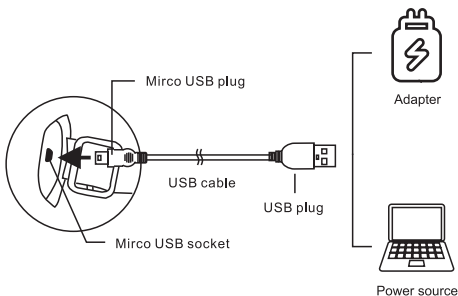
FR

IT

ES


JP

1. Use the 5V mobile charger(not included) for charging your eye massager.
2. Insert USB cable into the socket of the mobile charger.
3. Softly insert the micro USB plug into the socket of the device, making sure the micro USB is inserted in the right direction.
4. Plug the charger into power.
5. While charging, the red LED indicator will show. When done charging, the LED will be green. The device will not work while charging is in progress.
6. The charge duration will be 2-3 hours. Disconnect the power adapter after charging is complete.







Note: The adapter is not included.

Volume adjustment

Short press “” on device or +/- on the remote to control volume, and the volume will turn up/down continuously, the volume change is **No volume-volume 1~volume 2~volume 3~volume 4- volume 5(max)-no volume.**

Wireless/BT pairing

Hold “” on device for 3 seconds, or single press “” on the remote to enter Wireless/BT pairing mode, on your phone or tablet enter your Wireless/BT settings and select “eye massager” to connect.

To quit the wireless/BT pairing mode, hold “” on device for 3 seconds, or single press “” on the remote till the LED indicator stop flashing.

FAQ and troubleshooting

Problem	Possible causes	Actions
There is a sound mechanical or air sound coming from device	Normal sound of air pump inflating, motor working, or air pressure	No need to do anything
Device turns off automatically. Device does not turn on. Buttons are not responsive. Air pressure is weak.	1. Battery is Low. 2. The 15 minutes timer.	1. Charge the device. 2. Turn on the massager again.

If there are other problems, turn off the device and contact us at support@renpho.com. RENPHO is not responsible for any damage or injuries that occur if you attempt to disassemble or repair the product yourself.

Cleaning and maintenance

EN

DE

FR

IT

ES

JP



Please turn off the power when cleaning, do not use corrosive detergents such as benzene or diluents to clean the product.
Do not expose the device to excessive sun or hot temperature.

Guarantee

This product comes with two-year warranty from the date of purchase.

Warranty will be voided due to any of the following:

Damaged due to the improper usage or storage.

Damaged by attempting to repair or disassemble the device.

Period of warranty exceeded.

Notice:



This symbol on the device or its packaging indicates: Do not dispose of electrical appliances as unsorted municipal waste; use separate collection facilities. Contact your local authority for information regarding the collection systems available. If electrical appliances are disposed of in landfills or dumps, hazardous substances can leak into the groundwater and get into the food chain, damaging your health and well-being. When replacing old appliances with new ones, the retailer is legally obliged to take back your old appliance for disposal at least free of charge.

Declaration of Conformity

We (EU Representative is responsible for this declaration)

BellaCocool GmbH

(Company name)

Pettenkofenstraße 18, 10247, Berlin, Germany

(Company address)

declare under our sole responsibility that the product

Tradename: RENPHO

Equipment: EYE MASSAGER

Model No. : RF-EM001R

to which this declaration relates is in conformity with the essential requirement set out in the Council Directive on the Approximation of the laws of the Member States relating to CE-RED(2014/53/EU) &RoHS(2002/95/EC) product is responsible to affix **CE** marking, the following standards were applied:

EN 62368-1:2014+A11:2017

EN 62479:2010

ETSI EN301489-1 V2.2.3(2019-11)

ETSI EN301489-17 V3.1.1(2017-02)

ETSI EN 300328 V2.2.2(2019-07)

EN 60335-1:2012+A11:2014+A13:2017 +A1:2019+A2:2019+A14:2019

EN 60335-2-32:2003+A1:2008+A2:2015

EN 62233:2008

IEC 62321 Series

Full Name: LION LIAO

Position: Approbation Specialist

Signature:

Lion Liao

Date: Feb.13.2020

Konformitätserklärung

Wir(DE Der Vertreter ist für diese Erklärung verantwortlich)

BellaCocool GmbH

(Firmenname)

Pettenkoferstraße 18, 10247, Berlin, Germany

(Firmenadresse)

erklären unter unserer alleinigen Verantwortung für das Produkt

Markenname: RENPHO

Produkt: Augenmassagegerät

Modellnummer. : RF-EM001R

diese Erklärung steht im Einklang mit der wesentlichen Anforderung der Richtlinie des Rates über die Angleichung der Rechtsvorschriften der Mitgliedstaaten in Bezug auf die EMV-Richtlinie (2014/30/EU) und RoHS(2002/95/EG), die für die Anbringung der CE-Kennzeichnung zuständig ist, wobei folgende Normen angewandt wurden:

EN 62368-1:2014+A11:2017

EN 62479:2010

ETSI EN301489-1 V2.2.3(2019-11)

ETSI EN301489-17 V3.1.1(2017-02)

ETSI EN 300328 V2.2.2(2019-07)

EN 60335-1:2012+A11:2014+A13:2017 +A1:2019+A2:2019+A14:2019

EN 60335-2-32:2003+A1:2008+A2:2015

EN 62233:2008

IEC 62321 Series

Name: LION LIAO

Positionen: Approbation Specialist

Unterschrift:



Datum: Feb.13.2020

FCC STATEMENT

FCC ID: 2AU45-RF-EM001R

This device complies with Part 15 of the FCC Rules. Operation is subject to the following two conditions:

- (1) This device may not cause harmful interference, and
- (2) This device must accept any interference received, including interference that may cause undesired operation.

Warning: Changes or modifications not expressly approved by the party responsible for compliance could void the user's authority to operate the equipment.

NOTE: This equipment has been tested and found to comply with the limits for a Class B digital device, pursuant to Part 15 of the FCC Rules. These limits are designed to provide reasonable protection against harmful interference in a residential installation. This equipment generates uses and can radiate radio frequency energy and, if not installed and used in accordance with the instructions, may cause harmful interference to radio communications. However, there is no guarantee that interference will not occur in a particular installation. If this equipment does cause harmful interference to radio or television reception, which can be determined by turning the equipment off and on, the user is encouraged to try to correct the interference by one or more of the following measures:

- Reorient or relocate the receiving antenna.

- Increase the separation between the equipment and receiver.

- Connect the equipment into an outlet on a circuit different from that to which the receiver is connected.

- Consult the dealer or an experienced radio/TV technician for help.

RF warning statement

The device has been evaluated to meet general RF exposure requirement. The device can be used in portable exposure condition without restriction.



RoHS

Made in China

JOICOM CORPORATION

Address: 165 E. Freedom Ave., Anaheim, CA 92801

Richers & Vision Ltd.

Address: Unit 58B, Bordon Enterprise Park
Budds Lane, Bordon, Hampshire, GU35 0JE, U.K.

BellaCocool GmbH

Address: Pettenkoferstraße 18, 10247,
Berlin, Germany

Shenzhen Runfeng Digital Technology Co., LTD

Address: Chuanghui Building, Intersection of
Banxuegang Boulevard and Yongxiang Road,
Bantian Subdistrict, Longgang District, Shenzhen,
Guangdong, China



TEL: +44 (0)785 5555664 (UK ONLY)
Monday-Friday 9:00-17:00 GMT

TEL: +1(844) 417-0149 (US ONLY)
Monday-Friday 9:00-16:30 PST

TEL: 090-4107-6697 (JP ONLY)
月曜日-金曜日 10:00am-19:00pm



E-mail: support@renpho.com
support-eu@renpho.com
support-jp@renpho.com



Web: <https://www.renpho.com>



Instagram



Facebook



RENPHO Website



Group