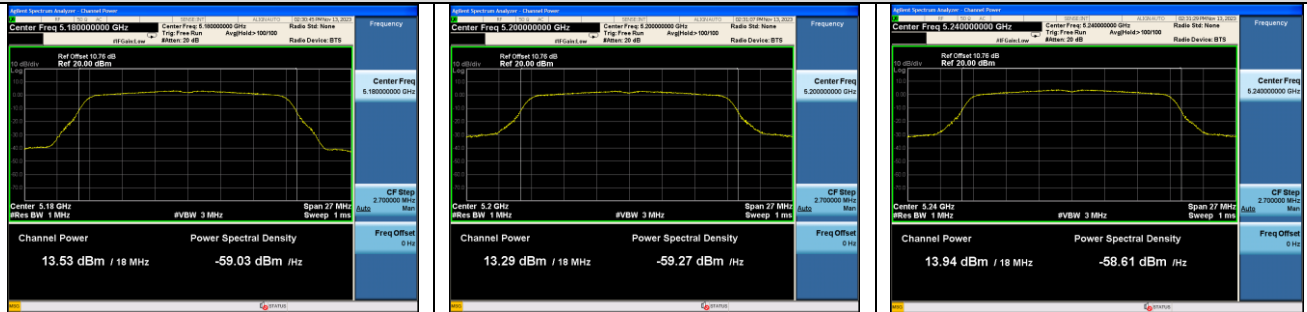


**U-NII-1 Band: ANTB**

**SISO**

**IEEE 802.11a**



**IEEE 802.11n HT20**



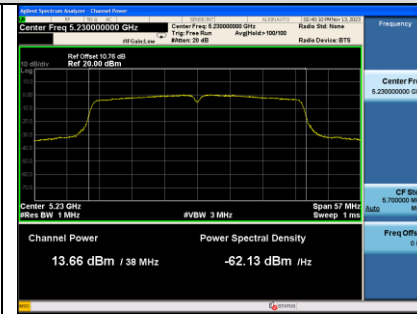
**IEEE 802.11n HT40**



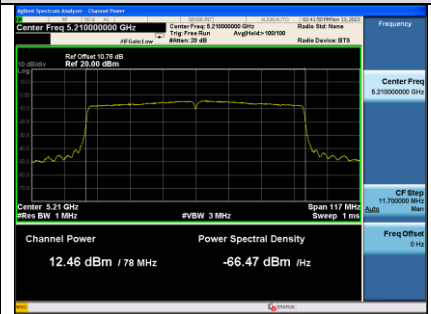
**IEEE 802.11ac VHT20**



**IEEE 802.11ac VHT40**



**IEEE 802.11ac VHT80**



MIMO

IEEE 802.11a



IEEE 802.11n HT20



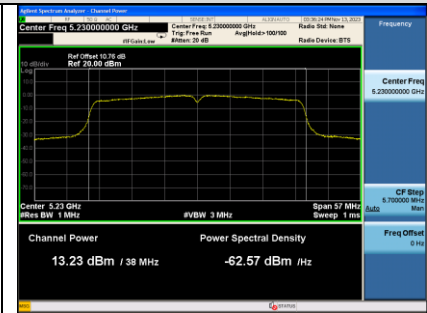
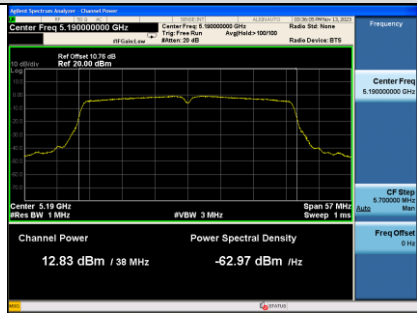
IEEE 802.11n HT40



IEEE 802.11ac VHT20



IEEE 802.11ac VHT40



IEEE 802.11ac VHT80



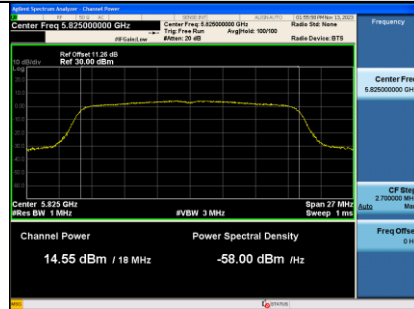
U-NII-3 Band: ANTA

SISO

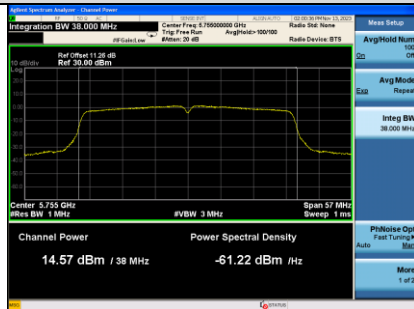
IEEE 802.11a



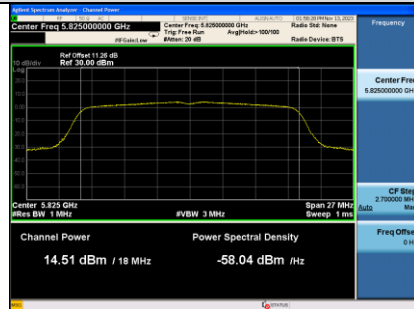
IEEE 802.11n HT20



IEEE 802.11n HT40



IEEE 802.11ac VHT20



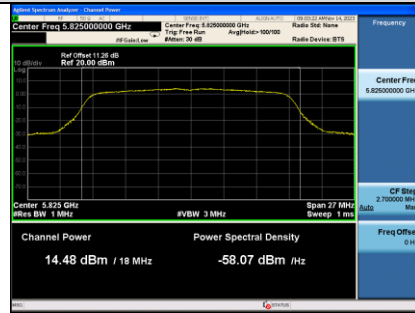
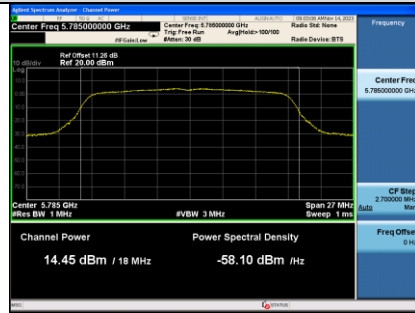
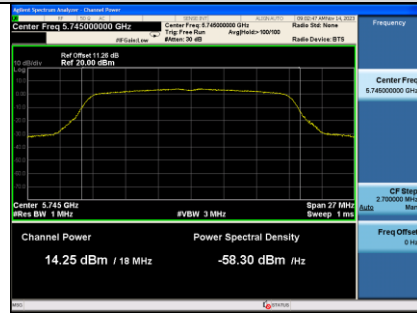
IEEE 802.11ac VHT40



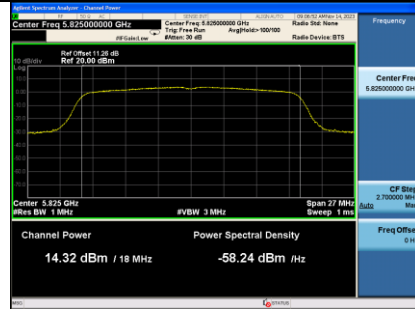
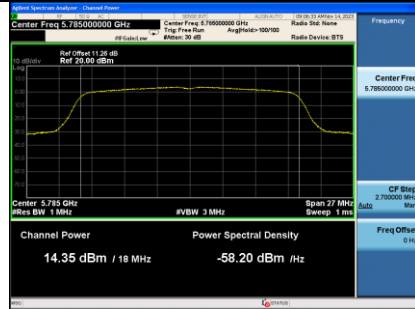
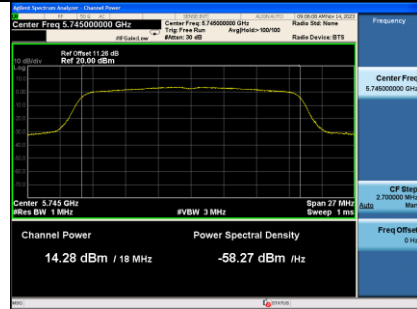
IEEE 802.11ac VHT80




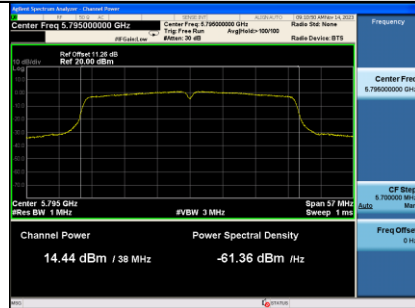
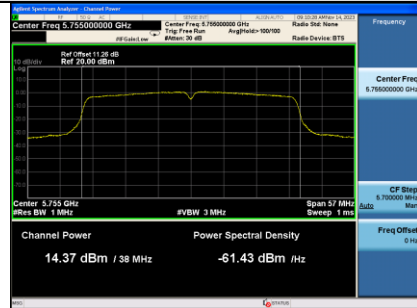
MIMO  
IEEE 802.11a



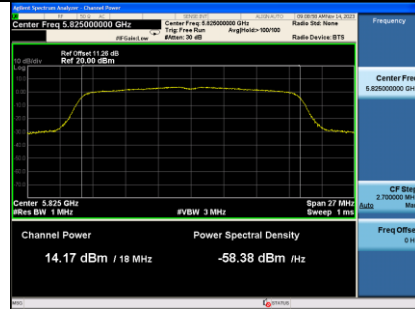
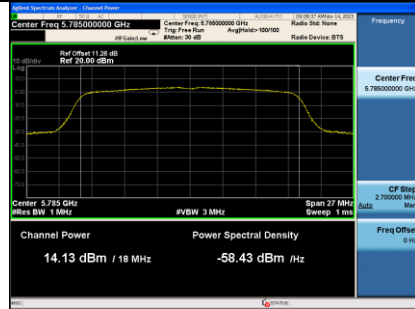
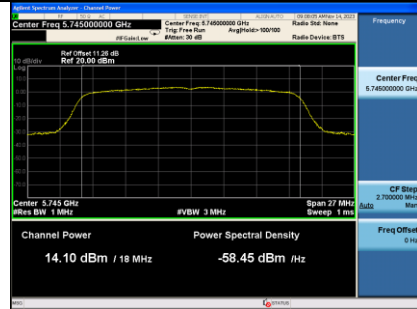
IEEE 802.11n HT20



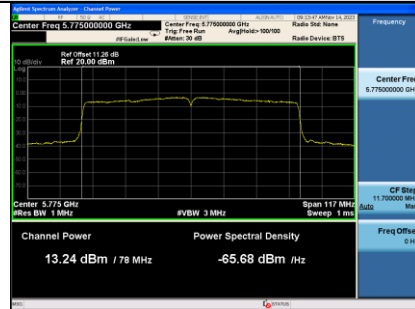
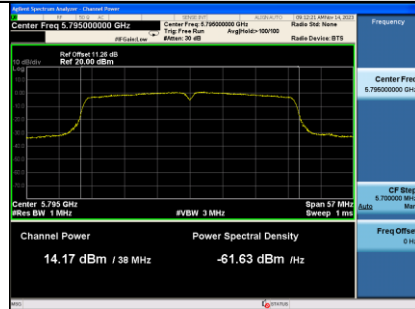
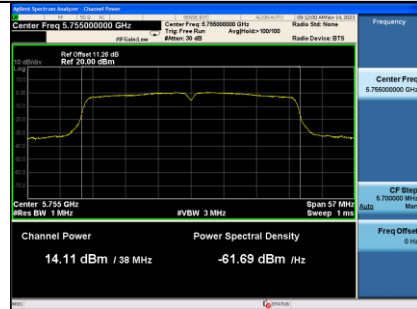
IEEE 802.11n HT40



IEEE 802.11ac VHT20



IEEE 802.11ac VHT40



IEEE 802.11ac VHT80

U-NII-3 Band: ANTB

SISO

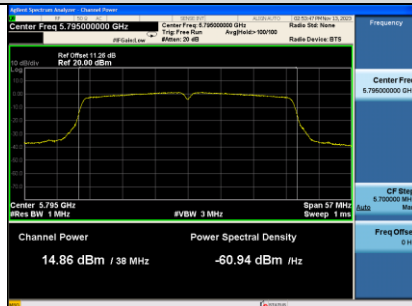
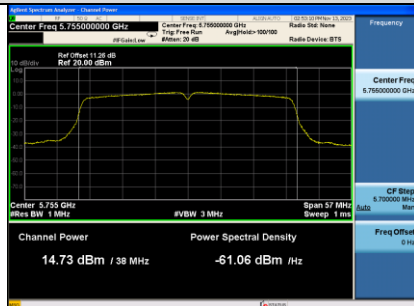
IEEE 802.11a



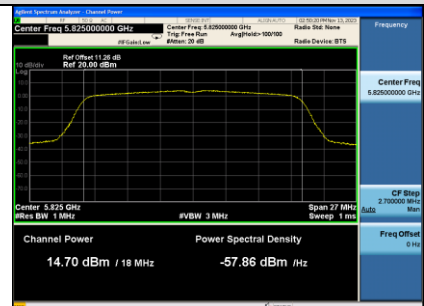
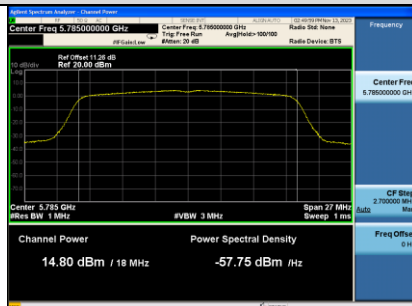
IEEE 802.11n HT20



IEEE 802.11n HT40



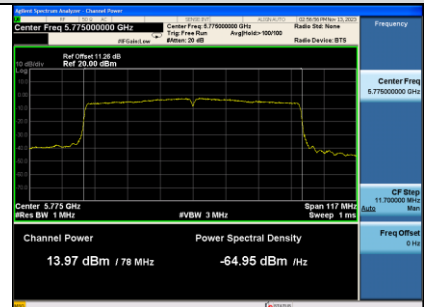
IEEE 802.11ac VHT20



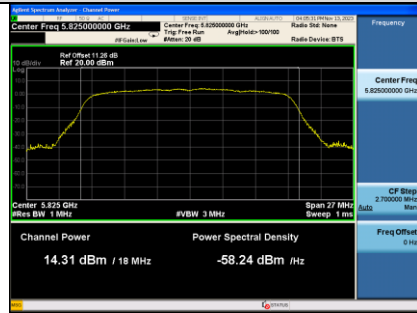
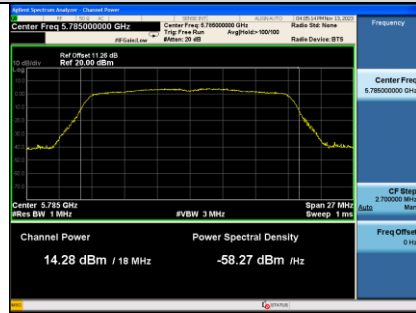
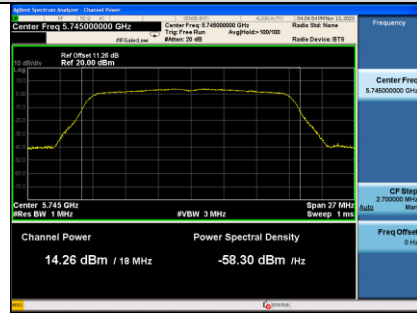
IEEE 802.11ac VHT40



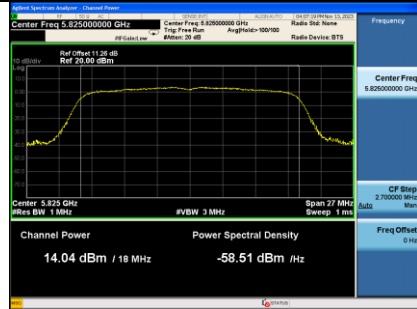
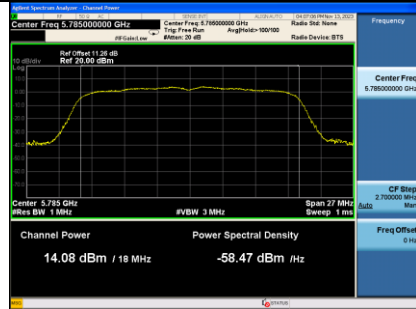
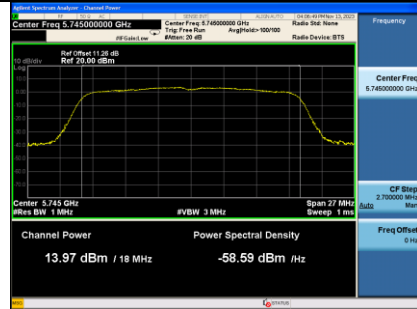
IEEE 802.11ac VHT80




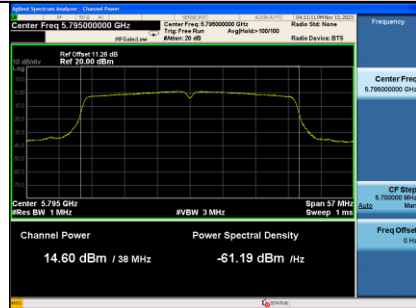
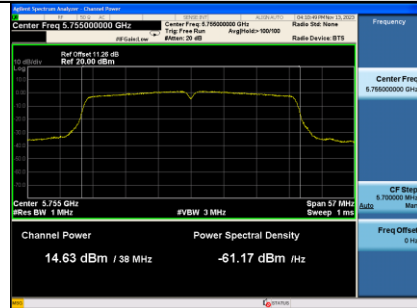
MIMO  
IEEE 802.11a



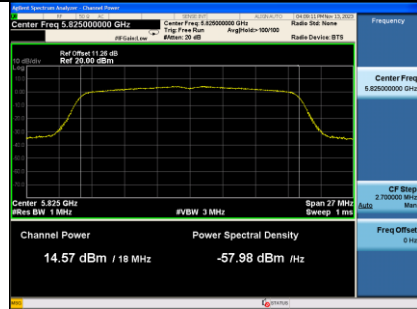
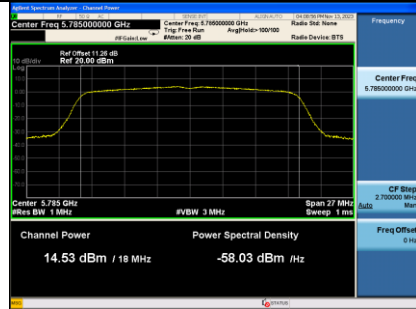
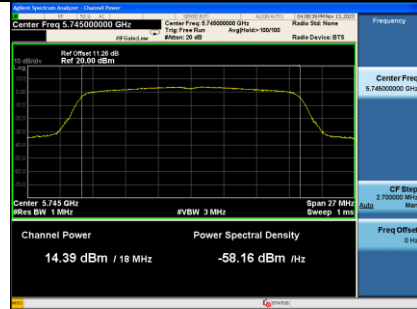
IEEE 802.11n HT20



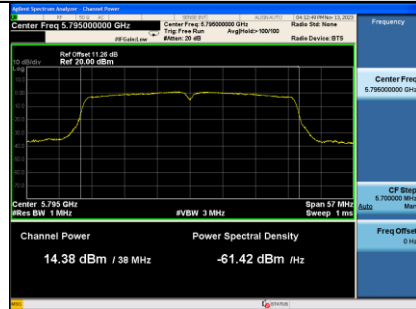
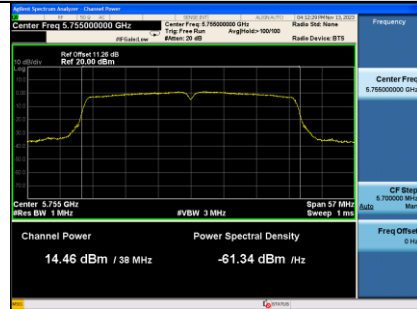
IEEE 802.11n HT40



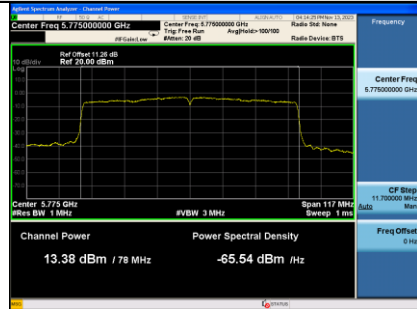
IEEE 802.11ac VHT20



IEEE 802.11ac VHT40



IEEE 802.11ac VHT80



## 8. SPECTRAL DENSITY TEST

### 8.1. Test Equipments

Item	Equipment	Manufacturer	Model No.	Serial No.	Last Cal.	Cal. Interval
1.	PXA Signal Analyzer	Agilent	N9030A	MY51380221	Apr.01,23	1 Year
2.	Attenuator	Agilent	8491B	MY39269201	Apr.02,23	1 Year
3.	RF Cable	HUBER+SUHNER	SUCOFLEX-106	505238/6	Apr.02,23	1 Year

### 8.2. Limit

**Band 5150-5250 MHz:**

The power spectral density shall not exceed 11 dBm in any 1.0 MHz band.

**Band 5250-5350 MHz:**

The power spectral density shall not exceed 11 dBm in any 1.0 MHz band.

**Band 5470-5725 MHz:**

The power spectral density shall not exceed 11 dBm in any 1.0 MHz band.

**Band 5725-5850 MHz:**

The power spectral density shall not exceed 30 dBm in any 500 KHz band.

### 8.3. Test Procedure

Use the test method described in ANSI C63.10 clause 12.5:

For the Band 5.15-5.35GHz; 5.47-5.725 GHz:

The transmitter output was connected to a spectrum analyzer. Power density was measured by spectrum analyzer with 1MHz RBW and 3MHz VBW; Detector: RMS mode.

For the band 5.725-5.85 GHz:

The transmitter output was connected to a spectrum analyzer.

So use the test method described in KDB789033 clause E

- 1) Set the RBW=100kHz and VBW =300kHz
- 2) Number of points in sweep  $\geq 2$  Span / RBW.(This ensures that bin-to-bin spacing is  $\leq$  RBW/2, so that narrowband signals are not lost between frequency bins.)
- 3) Sweep time = auto
- 4) Detector = RMS (i.e., power averaging), if available. Otherwise, use sample detector mode.
- 5) Use the “peak search” function of spectrum analyzer find the max value, then add  $10\log(500\text{kHz}/\text{RBW})$  to the measured result.

Note: The cable loss and attenuator loss were offset into measure device as an amplitude offset.

### 8.4. Test Results

#### U-NII-1 Band:

EUT: Wi-Fi Module		
M/N: U9W44		
Test date: 2023-11~17	Pressure: 103.1±1.0 kpa	Humidity: 51.5±3.0%
Tested by: lili	Test site: RF site	Temperature: 22.5±0.6 °C

Test Mode	Frequency (MHz)	Power Spectral Density (dBm/MHz)		Total (dBm/MHz)	Limit (dBm/MHz)
		ANTA	ANTB		
11a	5180	5.292	4.737	8.03	11
	5200	5.180	4.958	8.08	
	5240	5.209	5.092	8.16	
11n HT20	5180	5.269	4.627	7.97	11
	5200	4.733	4.892	7.82	
	5240	4.755	4.864	7.82	
11n HT40	5190	1.775	1.662	4.73	11
	5230	1.566	1.879	4.74	
11ac VHT20	5180	4.776	4.611	7.71	11
	5200	4.589	4.979	7.80	
	5240	4.658	4.854	7.77	
11ac VHT40	5190	1.901	1.333	4.64	11
	5230	1.676	1.589	4.64	
11ac VHT80	5210	-1.758	-1.950	1.16	11

Conclusion:PASS

Note: 1. Directional Gain=  $10 \log[(10^{1.91/20} + 10^{-2.55/20})^2 / 2]$  dB = 2.973472 < 6dB.

2. Directional Gain=  $10 \log[(10^{1.91/10} + 10^{-2.55/10}) / 2]$  dB = 0.229006 < 6dB.

3. U9W44 supports and operates in both correlated MIMO signals and uncorrelated MIMO signals.



**U-NII-3 Band:**

EUT: Wi-Fi Module		
M/N: U9W44		
Test date: 2023-11-17~23	Pressure: 103.1±1.0 kpa	Humidity: 51.5±3.0%
Tested by: lili	Test site: RF site	Temperature: 22.5±0.6 °C

Test Mode	Frequency (MHz)	Power Spectral Density (dBm/500KHz)		Total (dBm/500KHz)	Limit (dBm/500KHz)
		ANTA	ANTB		
11a	5745	-2.939	5.163	5.79	30
	5785	-3.189	4.652	5.31	
	5825	-3.184	4.237	4.96	
11n HT20	5745	-3.191	-2.488	0.19	30
	5785	-3.320	-2.933	-0.11	
	5825	-3.081	-2.704	0.12	
11n HT40	5755	-6.094	-5.688	-2.88	30
	5795	-6.746	-5.766	-3.22	
11ac VHT20	5745	-3.231	-2.743	0.03	30
	5785	-3.308	-2.906	-0.09	
	5825	-3.370	-3.377	-0.36	
11ac VHT40	5755	-5.749	-5.466	-2.60	30
	5795	-6.648	-5.918	-3.26	
11ac VHT80	5775	-9.685	-9.002	-6.32	30

Conclusion:PASS

Note: 1. Directional Gain=  $10 \log[(10^{3.12/20} + 10^{0.38/20})^2 / 2]$  dBi= 4.8679 < 6dBi.

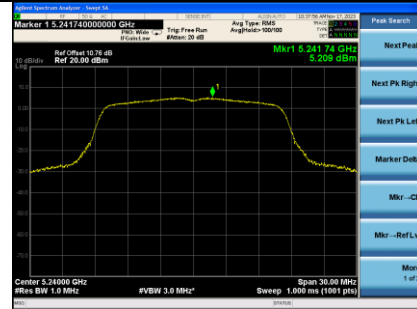
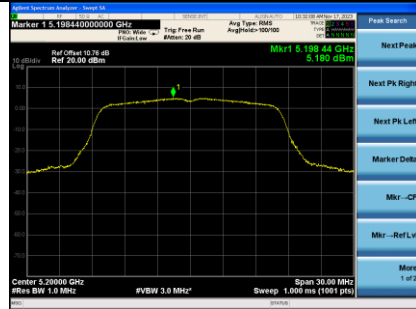
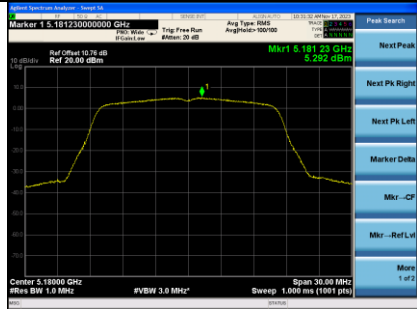
2. Directional Gain=  $10 \log[(10^{3.12/10} + 10^{0.38/10}) / 2]$  dBi= 1.9626 < 6dBi.

3. U9W44 supports and operates in both correlated MIMO signals and uncorrelated MIMO signals.

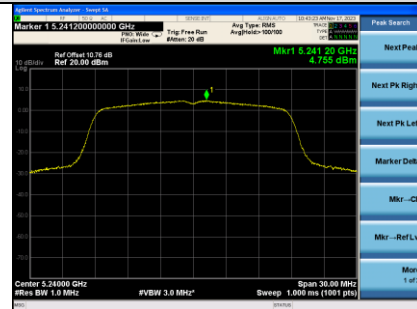
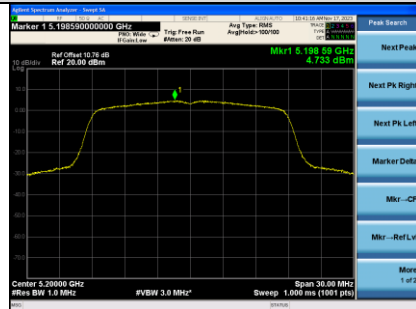
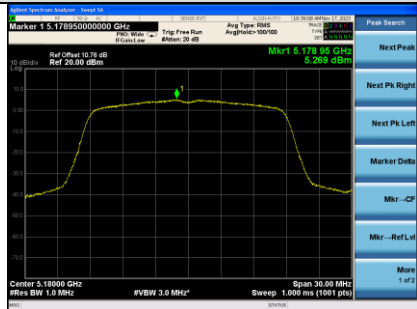
4. The total result = Reading +  $10 \log(500\text{kHz}/100\text{kHz})$

U-NII-1 Band: ANTA


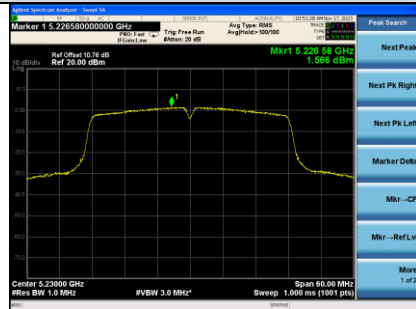
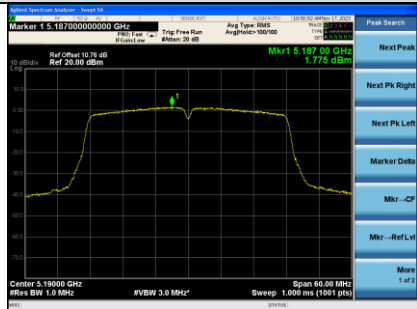
IEEE 802.11a



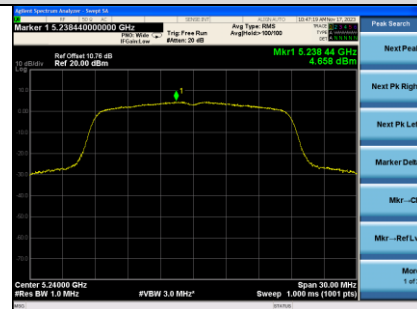
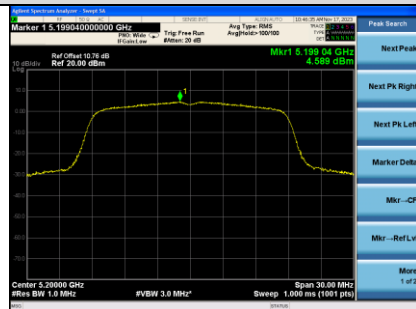
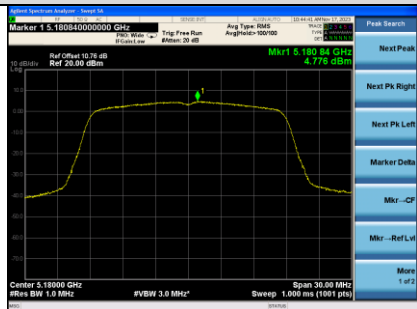
IEEE 802.11n HT20



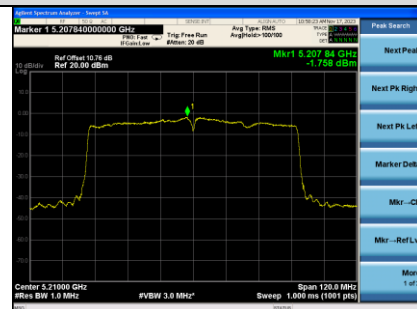
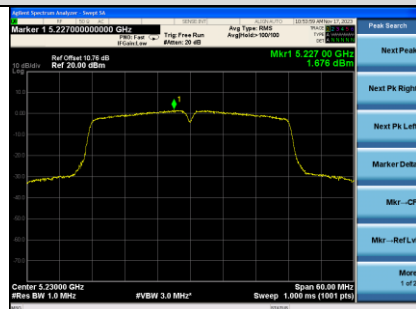
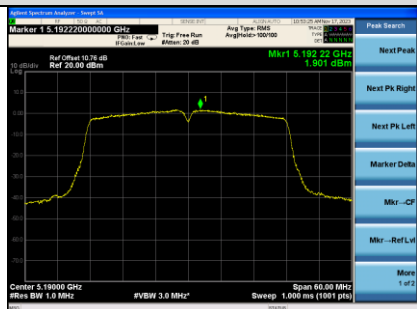
IEEE 802.11n HT40



IEEE 802.11ac VHT20

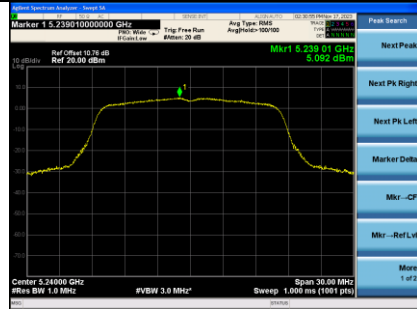
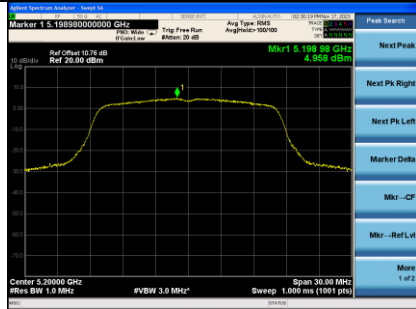
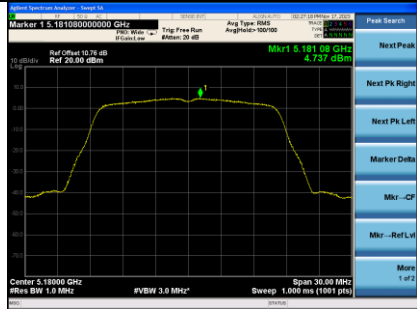


IEEE 802.11ac VHT40

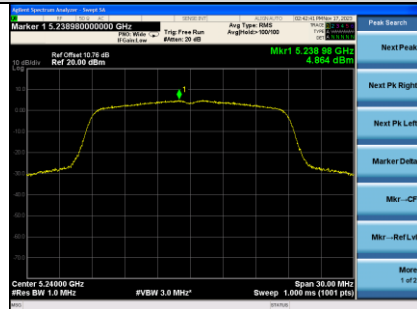
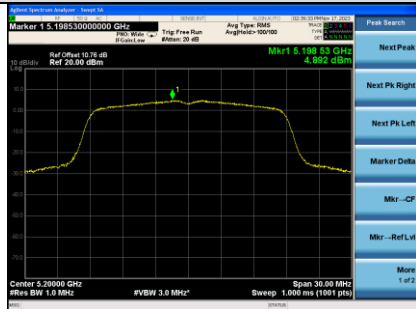
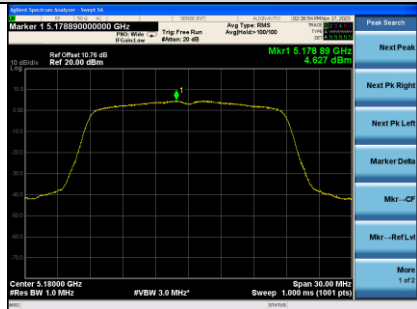


U-NII-1 Band: ANTB

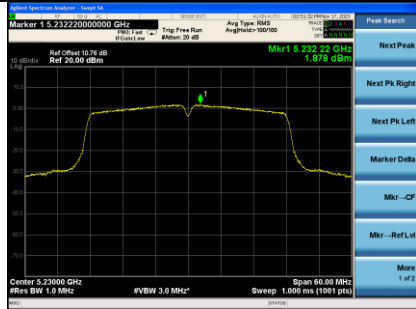
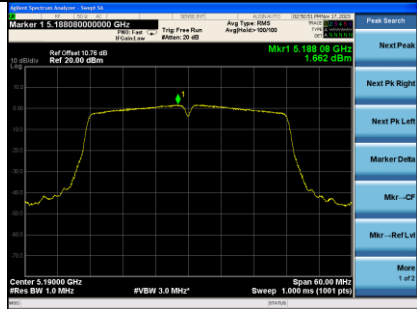
IEEE 802.11a



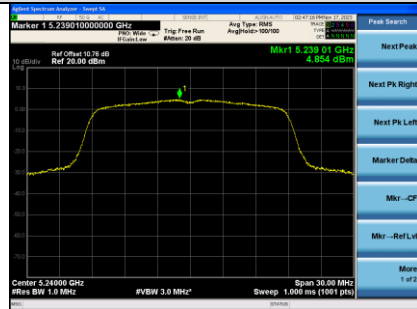
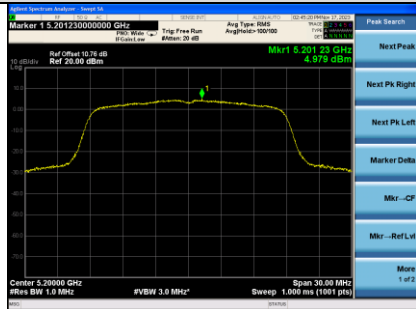
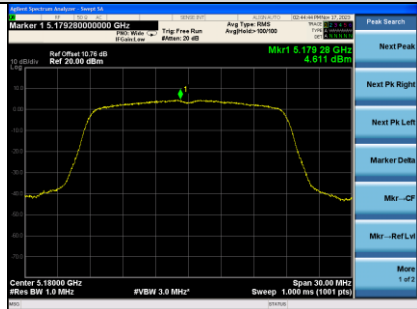
IEEE 802.11n HT20



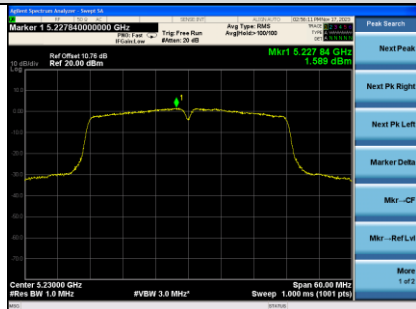
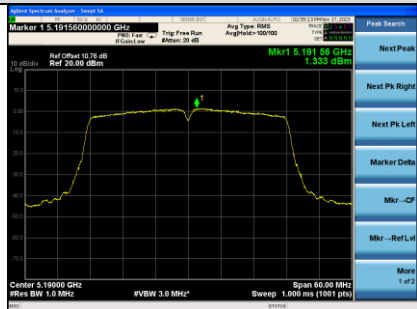
IEEE 802.11n HT40



IEEE 802.11ac VHT20



IEEE 802.11ac VHT40



IEEE 802.11ac VHT80

