

FCC PART 15E TEST REPORT FOR CERTIFICATION

On Behalf of

Funai Electric R & D (Shenzhen) Co., Ltd.

Wi-Fi Module

U9W37

FCC ID: 2AU3BU9W37

Prepared for : Funai Electric R & D (Shenzhen) Co., Ltd.

B303 Technology Building II, 1057 Nanhai Road, Nanshan
District, Shenzhen, China 518067

Prepared By : Audix Technology (Shenzhen) Co., Ltd.

No. 6, Kefeng Road, Science & Technology Park,
Nanshan District , Shenzhen, Guangdong, China

Tel: (0755) 26639496

Report Number : ACS-F23132

Date of Test : Jul.06~Aug.02, 2023

Date of Report : Aug.22, 2023

TABLE OF CONTENTS

Description	Page
1. SUMMARY OF STANDARDS AND RESULTS	5
1.1. Description of Standards and Results	5
2. GENERAL INFORMATION.....	6
2.1. Description of Equipment Under Test	6
2.2. Feature of Equipment Under Test	7
2.3. Test Information	8
2.4. Tested Supporting System Details	10
2.5. Block diagram of connection between the EUT and simulators	10
2.6. Test Facility	11
2.7. Measurement Uncertainty (95% confidence levels, k=2)	11
3. POWER LINE CONDUCTED EMISSION TEST	12
3.1. Test Equipments	12
3.2. Block Diagram of Test Setup	12
3.3. Power Line Conducted Emission Test Limits	12
3.4. Configuration of EUT on Test	13
3.5. Operating Condition of EUT	13
3.6. Test Procedure	13
3.7. Power Line Conducted Emission Test Results	13
4. RADIATED EMISSION TEST	15
4.1. Test Equipments	15
4.2. Block Diagram of Test Setup	16
4.3. Radiated Emission Limits	17
4.4. EUT Configuration on Test	18
4.5. Operating Condition of EUT	18
4.6. Test Procedure	18
4.7. Radiated Emission Test Results	20
5. BAND EDGE COMPLIANCE TEST	114
5.1. Test Equipments	114
5.2. Limit	114
5.3. Test Procedure	114
5.4. Test Results	114
6. 6dB & 26dB & 99% Occupied Bandwidth Test	163
6.1. Test Equipments	163
6.2. Limit	163
6.3. Test Procedure	163
6.4. Test Results	164
7. OUTPUT POWER TEST	182
7.1. Test Equipments	182
7.2. Limit	182
7.3. Test Procedure	182
7.4. Test Results	183
8. SPECTRAL DENSITY TEST.....	211
8.1. Test Equipments	211
8.2. Limit	211
8.3. Test Procedure	211
8.4. Test Results	212
9. FREQUENCY STABILITY MEASUREMENT	226
9.1. Test Equipments	226
9.2. Limit	226

9.3.	Test Procedure.....	226
9.4.	Test Result.....	227
10.	ANTENNA REQUIREMENT.....	237
10.1.	Standard Applicable.....	237
10.2.	Antenna Connected Construction	237
11.	DEVIATION TO TEST SPECIFICATIONS.....	238

Appendix A. Photograph of Test
Appendix B. Photo of the EUT

TEST REPORT

Applicant : Funai Electric R & D (Shenzhen) Co., Ltd.
 Manufacturer : Funai Electric R & D (Shenzhen) Co., Ltd.
 Product : Wi-Fi Module
 FCC ID : 2AU3BU9W37
 (A) Model No. : U9W37
 (B) Test Voltage : DC 3.3V From PC Input AC 120V/60Hz

Tested for comply with:
 FCC CFR47 Part 15 Subpart E

Test procedure used:
 ANSI C63.10: 2020
 KDB 789033 D02 General UNII Test Procedures New Rules v01r04

The device described above is tested by Audix Technology (Shenzhen) Co., Ltd. to confirm comply with all the FCC Part 15 Subpart E requirements. The test results are contained in this test report and Audix Technology (Shenzhen) Co., Ltd. is assumed full responsibility for the accuracy and completeness of these tests. Also, this report shows that the Equipment Under Test (EUT) is to be technically compliant with the FCC and IC requirements. This report contains data that are not covered by the NVLAP accreditation.

This Report is made under FCC Part 2.1074. No modifications were required during testing to bring this product into compliance.

The report must not be used by the client to claim product certification, approval, or endorsement by NVLAP, NIST, or any agency of the U.S. government.

This report applies to single evaluation of one sample of above mentioned product and shall not be reproduced in part without written approval of Audix Technology (Shenzhen) Co., Ltd.

Date of Test : Jul.06~Aug.02, 2023 Report of date: Aug.22, 2023

Prepared by : Mia Zhao Reviewed by : Thomas Chen
 Mia Zhao / Assistant Thomas Chen / Assistant Manager

信華科技(深圳)有限公司
 Audix Technology (Shenzhen) Co., Ltd.
 EMC 部門報告專用章
 Stamp only for EMC Dept. Report
 Signature: Sunny Lu
 Sunny Lu / Manager

Approved & Authorized Signer : Signature: Sunny Lu
 Sunny Lu / Manager

1. SUMMARY OF STANDARDS AND RESULTS

1.1. Description of Standards and Results

The EUT have been tested according to the applicable standards as referenced below.

EMISSION		
Description of Test Item	Standard	Results
Power Line Conducted Emission	FCC Part 15: 15.207 FCC Part 15: 15.407(b)(6)	PASS
Radiated Emission	FCC Part 15: 15.209 FCC Part 15: 15.205 FCC Part 15.407(b)	PASS
Band Edge Compliance	FCC Part 15: 15.407(b) FCC Part 15.205	PASS
6dB&26dB&99% Bandwidth Test	FCC Part 15: 15.407(e)	PASS
Output Power Test	FCC Part 15: 15.407(a)(5)	PASS
Equivalent Isotropic Radiated Power Test	FCC Part 15: 15.407(h)(1)	N/A
Power Spectral Density Test	FCC Part 15: 15.407(a)	PASS
Frequency Stability	FCC Part 15: 15.407(a)	PASS
Antenna requirement	FCC Part 15: 15.407(g)	PASS

N/A is an abbreviation for Not Applicable

Note 1: Measurement uncertainty affection to the result is considered, the EUT is technically compliant with standard requirements.

2. GENERAL INFORMATION

2.1. Description of Equipment Under Test

Applicant	Funai Electric R & D (Shenzhen) Co., Ltd.
Applicant Address	B303 Technology Building II, 1057 Nanhai Road, Nanshan District, Shenzhen, China 518067
Manufacturer	Funai Electric R & D (Shenzhen) Co., Ltd.
Manufacturer Address	B303 Technology Building II, 1057 Nanhai Road, Nanshan District, Shenzhen, China 518067
Factory	Funai (Thailand) Company Limited
Factory Address	835 Moo18, Pakchong-Lumsompung Road, Tambon, Chantuek, Amphur Pakchong, Nakhon Ratchasima 30130, Thailand
Product	Wi-Fi Module
Model No.	U9W37
FCC ID	2AU3BU9W37
Sample Type	Prototype production
Date of Receipt	Jun.25, 2023
Date of Test	Jul.06~Aug.02, 2023
Remark: This report only for WIFI 5GHz.	

2.2.Feature of Equipment Under Test

Product Feature & Specification	
Product	Wi-Fi Module
Model No.	U9W37
Power Source	<input type="checkbox"/> Commercial Power AC V
	<input checked="" type="checkbox"/> External Power Source DC 3.3V
	<input type="checkbox"/> Li-ion Battery DC V
	<input type="checkbox"/> UM battery DC V
2.4GHz Wi-Fi	
Support Modes	802.11b/g/n20/n40
Frequency Range	2412-2462MHz
Type of Modulation	802.11b(DSSS): CCK, QPSK, BPSK; 802.11g/n(OFDM): 64QAM,16QAM, QPSK, BPSK
Data Rate	802.11b: 1/2/5.5/11 Mbps; 802.11g: 6/9/12/18/24/36/48/54 Mbps; 802.11n: up to 300Mbps
Channel Separation	5MHz
5GHz Wi-Fi	
Support Modes	802.11a/n20/n40/ac20/ac40/ac80
Frequency Range	5180-5240MHz, 5260-5320MHz, 5500-5700MHz, 5745-5825MHz
Type of Modulation	802.11a/n (OFDM): QPSK, BPSK, 16QAM, 64QAM 802.11ac (OFDM): QPSK, BPSK, 16QAM, 64QAM,256QAM
Data Rate	802.11a: 6/9/12/18/24/36/48/54 Mbps; 802.11n: up to 300Mbps; 802.11ac: up to 867Mbps
Channel Separation	5MHz
Antenna System	
Type of Antenna	ANTA: monopole Antenna ANTB: External Metal Antenna
Antenna Peak Gain	DTS Band (2400-2483.5MHz) Peak Gain: ANTA: -0.74; ANTB: -2.80dBi; U-NII-1 Band(5150-5250MHz) Peak Gain: ANTA: 2.56dBi; ANTB: -4.67dBi; U-NII-2A Band(5250-5350MHz) Peak Gain: ANTA: 1.82dBi; ANTB: -0.16dBi; U-NII-2C Band(5470-5725MHz) Peak Gain: ANTA: 3.14dBi; ANTB: 0.09dBi; U-NII-3 Band (5725-5850MHz) Peak Gain: ANTA: 0.39dBi; ANTB:-4.36dBi

2.3. Test Information

A special test software(MT7663, QA 0.0.2.6) was used to control EUT work in TX mode, and select test channel, wireless mode and data rate.

Tested mode, channel, and data rate information					
Mode	data rate (Mbps)(see Note)	Channel	Frequency (MHz)	Power setting	
				ANT A	ANT B
IEEE 802.11a	6	CH36	5180	22	22
	6	CH40	5200	22	22
	6	CH48	5240	22	22
	6	CH52	5260	22	22
	6	CH60	5300	22	22
	6	CH64	5320	22	22
	6	CH100	5500	22	22
	6	CH120	5600	22	22
	6	CH140	5700	22	22
	6	CH149	5745	22	22
	6	CH157	5785	22	22
IEEE 802.11nHT20	MCS0	CH36	5180	22	22
	MCS0	CH40	5200	22	22
	MCS0	CH48	5240	22	22
	MCS0	CH52	5260	22	22
	MCS0	CH60	5300	22	22
	MCS0	CH64	5320	22	22
	MCS0	CH100	5500	SISO:22 MIMO:21	SISO:22 MIMO:21
	MCS0	CH120	5600	22	22
	MCS0	CH140	5700	22	22
	MCS0	CH149	5745	22	22
	MCS0	CH157	5785	22	22
	MCS0	CH165	5825	22	22
IEEE 802.11nHT40	MCS0	CH38	5190	22	22
	MCS0	CH46	5230	22	22
	MCS0	CH54	5270	22	22
	MCS0	CH62	5310	22	22
	MCS0	CH102	5510	22	22
	MCS0	CH118	5590	22	22
	MCS0	CH134	5670	22	22
	MCS0	CH151	5755	22	22
MCS0	CH159	5795	22	22	

IEEE 802.11acVHT20	MCS0	CH36	5180	22	22
	MCS0	CH40	5200	22	22
	MCS0	CH48	5240	22	22
	MCS0	CH52	5260	22	22
	MCS0	CH60	5300	22	22
	MCS0	CH64	5320	22	22
	MCS0	CH100	5500	22	22
	MCS0	CH120	5600	22	22
	MCS0	CH140	5700	22	22
	MCS0	CH149	5745	22	22
	MCS0	CH157	5785	22	22
	MCS0	CH165	5825	22	22
IEEE 802.11acVHT40	MCS0	CH38	5190	22	22
	MCS0	CH46	5230	22	22
	MCS0	CH54	5270	22	22
	MCS0	CH62	5310	22	22
	MCS0	CH102	5510	22	22
	MCS0	CH118	5590	22	22
	MCS0	CH134	5670	22	22
	MCS0	CH151	5755	22	22
	MCS0	CH159	5795	22	22
IEEE 802.11acVHT80	MCS0	CH42	5210	22	22
	MCS0	CH58	5290	22	22
	MCS0	CH106	5530	22	22
	MCS0	CH122	5610	22	22
	MCS0	CH138	5690	22	22
	MCS0	CH155	5775	22	22

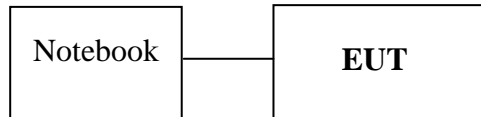
Note 1: According exploratory test, EUT will have maximum output power in those data rate, so those data rate were used for all test.

Note: 2. This device support MIMO & SISO, after evaluated output power, we found that MOMO power have the worst emissions than SISO, so the other test items are reported with MIMO mode. Test compliance with KDB 662911 D01 Multiple Transmitter Output v02r01.

2.4. Tested Supporting System Details

No.	Description	ACS No.	Manufacturer	Model	Serial Number
1.	Notebook	N/A	acer	ZOW	N/A
		Power Cord(3C): Unshielded, Detachable, 1.8m Power Adapter: Manufacturer: Lite-On, M/N: PA-1900-32 Data Cable: Shielded, Undetectable, 4.0m(Bond one ferrite core)			

2.5. Block diagram of connection between the EUT and simulators



(EUT: Wi-Fi Module)

2.6. Test Facility

Site Description

Name of Firm : Audix Technology (Shenzhen) Co., Ltd.
 : No. 6, Kefeng Road, Science & Technology Park,
 Nanshan District , Shenzhen, Guangdong, China

EMC Lab. : Certificated by ISED, Canada
 : Company Number: 5183A
 : CAB identifier: CN0034
 : Valid Date: Mar.31, 2024

Certificated by FCC, USA
 Designation No.: CN5022
 Valid Date: Mar.31, 2024

Accredited by NVLAP, USA
 NVLAP Code: 200372-0
 Valid Date: Mar.31, 2024

2.7. Measurement Uncertainty (95% confidence levels, k=2)

Test Item	Uncertainty
Uncertainty for Conduction emission test in No. 1 Conduction	$\pm 2.6\text{dB}(150\text{kHz to } 30\text{MHz})$
Uncertainty for Radiation Emission test in 3m chamber	$\pm 3.8\text{dB}(30\sim 200\text{MHz, Polarization: H})$
	$\pm 3.8\text{dB}(30\sim 200\text{MHz, Polarization: V})$
	$\pm 4.0\text{dB}(200\text{M}\sim 1\text{GHz, Polarization: H})$
	$\pm 4.0\text{dB}(200\text{M}\sim 1\text{GHz, Polarization: V})$
Uncertainty for Radiation Emission test in 3m chamber	$\pm 4.0\text{dB}(1\sim 6\text{GHz, Distance: } 3\text{m})$
	$\pm 4.0\text{dB}(6\sim 40\text{GHz, Distance: } 3\text{m})$
Uncertainty for Radiated Spurious Emission test in RF chamber	$\pm 3.7\text{dB} (30\text{MHz}\sim 1000\text{MHz})$
	$\pm 3.3\text{dB} (1\text{GHz}\sim 26.5\text{MHz})$
Uncertainty for Power density test	$\pm 2.0\text{dB}$
Uncertainty for Output power test	$\pm 0.8\text{dB}$
Uncertainty for Bandwidth test	$\pm 4.6\%$
Uncertainty for DC power test	$\pm 0.1\%$
Uncertainty for test site temperature and humidity	$\pm 0.6^\circ\text{C}$
	$\pm 3\%$

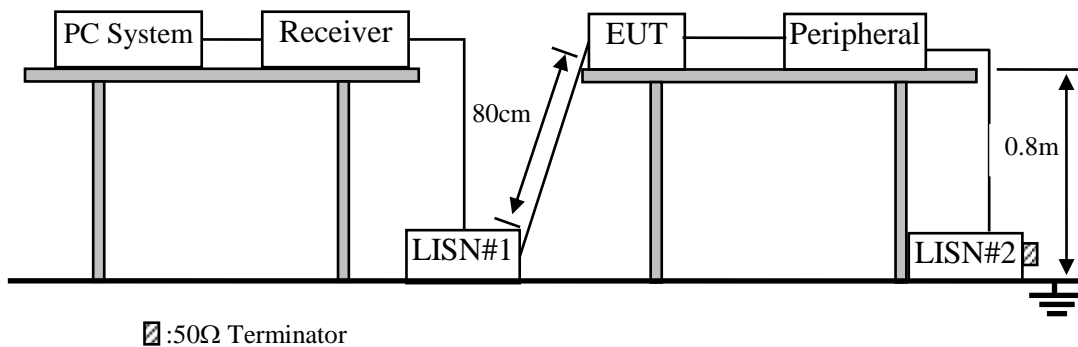
3. POWER LINE CONDUCTED EMISSION TEST

3.1. Test Equipments

Item	Equipment	Manufacturer	Model No.	Serial No.	Last Cal.	Cal. Interval
1.	1# Shielding Room	AUDIX	N/A	N/A	Nov.09,22	5 Year
2.	EMI Test Receiver	Rohde & Schwarz	ESCI	100842	Apr.01,23	1 Year
3.	L.I.S.N.#1	Rohde & Schwarz	ENV216	102160	Jun.25,23	1 Year
4.	L.I.S.N.#2	Kyoritsu	KNW-407	8-1628-5	Apr.01,23	1 Year
5.	RF Cable	Eastsheep	RG223	190424	Oct.08,22	1Year
6.	Terminator	Hubersuhner	50Ω	No.1	Apr.02,23	1 Year
7.	Test Software	AUDIX	e3	6.100913a	N/A	N/A

Note: N/A means Not applicable.

3.2. Block Diagram of Test Setup



3.3. Power Line Conducted Emission Test Limits

Frequency	Maximum RF Line Voltage	
	Quasi-Peak Level dB(μV)	Average Level dB(μV)
150kHz ~ 500kHz	66 ~ 56*	56 ~ 46*
500kHz ~ 5MHz	56	46
5MHz ~ 30MHz	60	50

- Notes: 1. * Decreasing linearly with logarithm of frequency.
 2. The lower limits shall apply at the transition frequencies.
 3. Emission Level (dBμV) = Factor (L.I.S.N.) (dB) + Cable Loss (dB)+Reading (Receiver) (dBμV)

3.4. Configuration of EUT on Test

The following equipment are installed on Power Line Conducted Emission Test to meet the commission requirement and operating regulations in a manner which tends to maximize its emission characteristics in a normal application.

3.4.1. Wi-Fi Module (EUT)

Model No. : U9W37

Serial No. : N/A

3.4.2. Support Equipment: As Tested Supporting System Details, in Section 2.4.

3.5. Operating Condition of EUT

3.5.1. Setup the EUT and simulator as shown as Section 3.2.

3.5.2. Turn on the power of all equipments.

3.5.3. PC run test software to control EUT work in Tx mode.

3.6. Test Procedure

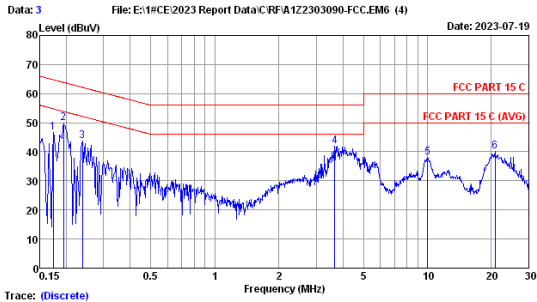
The EUT was placed on a non-metallic table, 80cm above the ground plane. The EUT Power Via PC connected to the power mains through a line impedance stabilization network (L.I.S.N.). This provides a 50 ohm coupling impedance for the EUT (Please refer the block diagram of the test setup and photographs). The AC line are checked to find out the maximum conducted emission. In order to find the maximum emission levels, the relative positions of equipment and all of the interface cables shall be changed according to ANSI C63.10 on Conducted Emission Test.

The bandwidth of test receiver (R & S ESCI) is set at 9kHz.

The frequency range from 150kHz to 30MHz is checked.

3.7. Power Line Conducted Emission Test Results

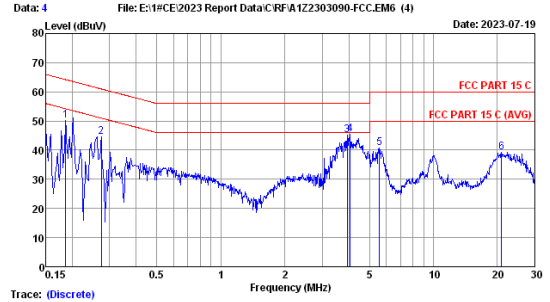
PASS. (All emissions not reported below are too low against the prescribed limits.)



Trace: (Discrete)
 Site no :1# CE
 Dis./Lien :2023 ENV216-N
 Limit :FCC PART 15 C
 Env./Ins. :23.6°C/50%
 Power Rating :AC 120V/60Hz
 Test Mode :5G TX Mode
 Data No :3
 Engineer :Sucy

No	Freq (MHz)	LISN Factor (dB)	Cable Loss (dB)	Reading (dBuV)	Emission Level (dBuV)	Limits (dBuV)	Margin (dB)	Remark
1	0.174	9.69	0.01	36.81	46.51	64.77	18.26	QP
2	0.194	9.70	0.01	40.16	49.87	63.84	13.97	QP
3	0.238	9.70	0.01	33.92	43.63	62.17	18.54	QP
4	3.661	9.29	0.03	32.60	41.92	56.00	14.08	QP
5	10.019	8.87	0.06	29.13	38.06	60.00	21.94	QP
6	20.814	8.70	0.10	31.24	40.04	60.00	19.96	QP

Remarks: 1.Emission Level=LISN Factor+Cable Loss+Reading.
 2.If the average limit is met when using a quasi-peak detector. the EUT shall be deemed to meet both limits and measurement with average detector is unnecessary.



Trace: (Discrete)
 Site no :1# CE
 Dis./Lien :2023 ENV216-L
 Limit :FCC PART 15 C
 Env./Ins. :23.6°C/50%
 Power Rating :AC 120V/60Hz
 Test Mode :5G TX Mode
 Data No :4
 Engineer :Sucy

No	Freq (MHz)	LISN Factor (dB)	Cable Loss (dB)	Reading (dBuV)	Emission Level (dBuV)	Limits (dBuV)	Margin (dB)	Remark
1	0.186	9.62	0.01	40.65	50.28	64.20	13.92	QP
2	0.274	9.61	0.01	34.89	44.51	60.98	16.47	QP
3	3.922	9.77	0.03	35.29	45.09	56.00	10.91	QP
4	4.070	9.78	0.03	35.59	45.40	56.00	10.60	QP
5	5.564	9.82	0.04	30.92	40.78	60.00	19.22	QP
6	20.924	9.96	0.10	29.15	39.21	60.00	20.79	QP

Remarks: 1.Emission Level=LISN Factor+Cable Loss+Reading.
 2.If the average limit is met when using a quasi-peak detector. the EUT shall be deemed to meet both limits and measurement with average detector is unnecessary.

4. RADIATED EMISSION TEST

4.1. Test Equipments

4.1.1. For frequency range 30 MHz ~1000MHz (In 3m Anechoic Chamber)

Item	Equipment	Manufacturer	Model No.	Serial No.	Last Cal.	Cal. Interval
1.	3m Chamber(NSA)	AUDIX	N/A	N/A	Aug.11,22	5 Year
2.	3m Chamber(SE)	AUDIX	N/A	N/A	Sep.16,22	5 Year
3.	Signal Analyzer	Rohde & Schwarz	FSV30	103670	Jun.25,23	1 Year
4.	Tri-log-Broadband Antenna	SCHWARZBECK	VULB 9168	01317	Oct.28,22	1 Year
5.	NSA Cable	HUBER+SUHNER	CFD400NL-LW	No.3	Oct.09,22	1 Year
6.	Coaxial Switch	Anritsu	MP59B	6201397223	Apr.02,23	1 Year
7.	EMI Test Receiver	Rohde & Schwarz	ESR3	101931	Apr.01,23	1 Year
8.	Amplifier	HP	8447D	2944A11159	Apr.02,23	1 Year
9.	Test Software	AUDIX	e3	6.100913a	N/A	N/A

Note: N/A means Not applicable.

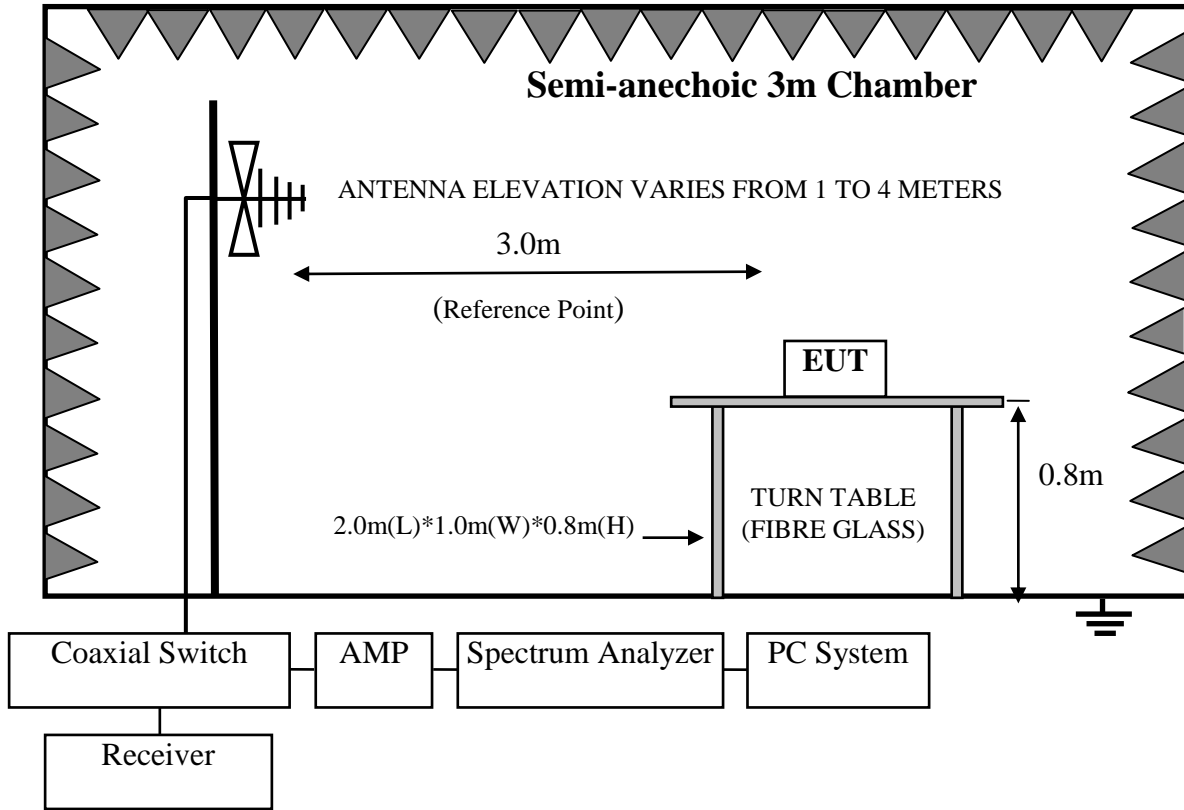
4.1.2. For frequency range 1GHz~40GHz (In 3m Anechoic Chamber)

Item	Equipment	Manufacturer	Model No.	Serial No.	Last Cal.	Cal. Interval
1.	3mChamber(Svswr)	AUDIX	N/A	N/A	Aug.09,22	5 Year
2.	3mChamber(SE)	AUDIX	N/A	N/A	Sep.16,22	5 Year
3.	Signal Analyzer	Rohde & Schwarz	FSV30	104050	Apr.01,23	1 Year
4.	Amplifier	Agilent	83017A	MY53270084	Oct.09,22	1 Year
5.	RF Cable	EMCI	EMC104-SM-SM-15000	190407	Jun.25,23	1 Year
6.	Test Software	AUDIX	e3	6.100913a	N/A	N/A
7.	Horn Antenna	ETC	MCTD 1209	DRH15F03006	Aug.12,22	1 Year

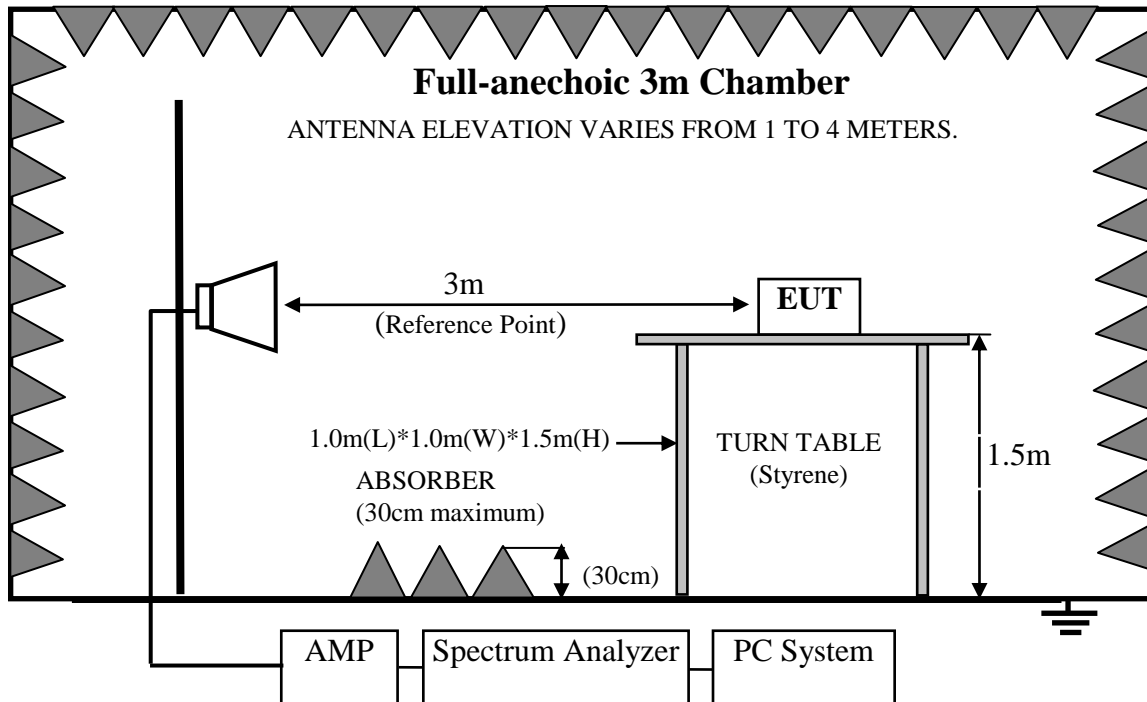
Note: N/A means Not applicable.

4.2. Block Diagram of Test Setup

For frequency range 30MHz-1000MHz



For frequency range 1GHz-40GHz



4.3.Radiated Emission Limits

For transmitters operating in the 5.15-5.25 GHz; 5.25-5.35GHz; 5.47-5.725GHz, 5.725-5.850GHz band: all emissions outside of those band shall not exceed an EIRP of -27 dBm/MHz. Unwanted emissions below 1 GHz and those emissions appearing within 15.205 restricted frequency bands must comply with the general field strength limits set forth in Section 15.209

4.3.1.15.209 limits

FREQUENCY MHz	DISTANCE Meters	FIELD STRENGTHS LIMIT	
		μV/m	dB(μV)/m
30 ~ 88	3	100	40.0
88 ~ 216	3	150	43.5
216 ~ 960	3	200	46.0
960 ~ 1000	3	500	54.0
Above 1000	3	74.0 dB(μV)/m (Peak) 54.0 dB(μV)/m (Average)	

- Remarks :
- (1) Emission level $dB\mu V = 20 \log$ Emission level $\mu V/m$
 - (2) Emission Level (dBμV/m) = Reading (Receiver) (dBμV) + Antenna Factor (dB/m) + Cable Loss (dB)(Below 1000MHz)
Emission Level (dBμV/m) = Reading (Spectrum) (dBμV) + Antenna Factor (dB/m) – Amp Factor (dB) + Cable Loss (dB)(Above 1000MHz)
 - (3) The smaller limit shall apply at the cross point between two frequency bands.
 - (4) Distance is the distance in meters between the measuring instrument, antenna and the closest point of any part of the device or system.

4.3.2.15.205 Restricted bands of operation

MHz	MHz	MHz	GHz
0.090 - 0.110	16.42 - 16.423	399.9 - 410	4.5 - 5.15
¹ 0.495 - 0.505	16.69475 - 16.69525	608 - 614	5.35 - 5.46
2.1735 - 2.1905	16.80425 - 16.80475	960 - 1240	7.25 - 7.75
4.125 - 4.128	25.5 - 25.67	1300 - 1427	8.025 - 8.5
4.17725 - 4.17775	37.5 - 38.25	1435 - 1626.5	9.0 - 9.2
4.20725 - 4.20775	73 - 74.6	1645.5 - 1646.5	9.3 - 9.5
6.215 - 6.218	74.8 - 75.2	1660 - 1710	10.6 - 12.7
6.26775 - 6.26825	108 - 121.94	1718.8 - 1722.2	13.25 - 13.4
6.31175 - 6.31225	123 - 138	2200 - 2300	14.47 - 14.5
8.291 - 8.294	149.9 - 150.05	2310 - 2390	15.35 - 16.2
8.362 - 8.366	156.52475 - 156.52525	2483.5 - 2500	17.7 - 21.4
8.37625 - 8.38675	156.7 - 156.9	2690 - 2900	22.01 - 23.12
8.41425 - 8.41475	162.0125 - 167.17	3260 - 3267	23.6 - 24.0
12.29 - 12.293	167.72 - 173.2	3332 - 3339	31.2 - 31.8
12.51975 - 12.52025	240 - 285	3345.8 - 3358	36.43 - 36.5
12.57675 - 12.57725	322 - 335.4	3600 - 4400	(²)

4.4.EUT Configuration on Test

The following equipment are installed on Radiated Emission Test to meet the commission requirement and operating regulations in a manner which tends to maximize its emission characteristics in a normal application.

4.4.1.Wi-Fi Module (EUT)

Model No. : U9W37

Serial No. : N/A

4.4.2.Support Equipment: As Tested Supporting System Details, in Section 2.4.

4.5.Operating Condition of EUT

4.5.1.Setup the EUT and simulator as shown as Section 4.2.

4.5.2.Turn on the power of all equipments.

4.5.3.Let EUT work in Tx mode.

4.6.Test Procedure

Frequency below 30MHz:

The EUT setup on the turn table which has 0.8 m height to the ground. The turn table rotated 360 degrees and antenna fixed to 1 m to find the maximum emission level. In order to find the maximum emission, all of the interface cables were manipulated according to ANSI C63.10 regulation.

Frequency above 30MHz:

EUT and its simulators are placed on a turn table, which is 0.8 meter high above ground for frequency 30MHz~1000MHz, 1.5 meter high above ground for frequency above 1GHz and put the absorbing with 2.4m(L)*2.4m(W)*0.3m(H) on the ground . The turn table can rotate 360 degrees to determine the position of the maximum emission level. Power on the EUT and let it working in test mode, then test it.EUT is set 3 meters away from the receiving antenna, which is mounted on a antenna tower. The antenna can be moved up and down between 1 meter and 4 meters to find out the maximum emission level. Broadband antenna (calibrated bilog antenna) is used as receiving antenna for frequency 30MHz~1000MHz, and the Horn antenna is used as receiving antenna for frequency above 1GHz. Both horizontal and vertical polarization of the antenna is set on Test. In order to find the maximum emission levels, all of the interface cables must be manipulated according to ANSI C63.10 on radiated emission Test.

For emissions below 1GHz and those emissions appearing within 15.205 restricted frequency bands use below procedure:

The bandwidth of the EMI test receiver (R&S ESR3) is set at 120kHz for frequency range from 30MHz to 1000 MHz.

Maximum Peak emission levels are measured by setting the analyzer as follows:

- (a) RBW = 1 MHz.
- (b) VBW \geq 3 MHz.
- (c) Detector = Peak.
- (d) Sweep time = auto.
- (e) Trace mode = max hold.
- (f) Allow sweeps to continue until the trace stabilizes. Note that if the transmission is not continuous, the time required for the trace to stabilize will increase by a factor of approximately $1/x$, where x is the duty cycle. For example, at 50% duty cycle, the measurement time will increase by a factor of two relative to measurement time for continuous transmission.

Maximum Average emission levels are measured by setting the analyzer as follows:

- (a) RBW = 1 MHz.
- (b) VBW \geq 3 MHz.
- (c) Detector = power averaging (rms), if span/(# of points in sweep) \leq RBW/2. Satisfying this condition may require increasing the number of points in the sweep or reducing the span. If the condition is not satisfied, the detector mode shall be set to peak.
- (d) Averaging type = power averaging (rms)
As an alternative, the detector and averaging type may be set for linear voltage averaging. Some instruments require linear display mode to use linear voltage averaging. Log or dB averaging shall not be used.
- (e) Sweep time = auto.
- (f) Perform a trace average of at least 100 traces if the transmission is continuous. If the transmission is not continuous, the number of traces shall be increased by a factor of $1/x$, where x is the duty cycle. For example, with 50% duty cycle, at least 200 traces shall be averaged. (If a specific emission is demonstrated to be continuous—i.e., 100% duty cycle—rather than turning on and off with the transmit cycle, at least 100 traces shall be averaged.)
- (g) If tests are performed with the EUT transmitting at a duty cycle less than 98%, a correction factor shall be added to the measurement results prior to comparing to the emission limit to compute the emission level that would have been measured had the test been performed at 100% duty cycle. The correction factor is computed as follows:
 - If power averaging (rms) mode was used in step (iv) above, the correction factor is $10 \log (1/x)$, where x is the duty cycle. For example, if the transmit duty cycle was 50%, then 3 dB must be added to the measured emission levels.
 - If linear voltage averaging mode was used in step (iv) above, the correction factor is $20 \log (1/x)$, where x is the duty cycle. For example, if the transmit duty cycle was 50%, then 6 dB must be added to the measured emission levels.
 - If a specific emission is demonstrated to be continuous (100% duty cycle) rather than turning on and off with the transmit cycle, no duty cycle correction is required for that emission.

For the emissions above 1GHz and not appearing within 15.205 restricted frequency bands use below procedure:

- (1).The maximum emission at 3m distance was measured and recorded with receive antenna in both vertical and horizontal by rotating the turntable and by lowering the receive antenna.
- (2).The EUT was then removed and replaced with a substitution antenna in the same position and the substitution antenna must have the same polarization with the receive antenna.
- (3). A signal which have the same frequency obtained in step 2 was fed to the substitution, the receive antenna was raised and lowered to obtain a maximum reading at the test receiver, the level of the signal generator was adjusted until the measured field strength level in step 2 was obtained, recorded the level of the signal generator.
- (4).Repeated step 4 with both antenna polarizations
- (5).The spurious emissions is equal to the power supplied by the signal generator and corrections due to the gain of the substitution antenna and the cable loss between the signal generator and the substitution antenna. or use procedure (6).
- (6). Per KDB789033 clause H 2)d).if the test distance is 3m,the $EIRP(dBm)=E(dB\mu v/m)-95.2$
Get the result of all unwanted emission outside the restricted band is less than the $-27dBm/MHz$.

We had checked frequency range that is 30MHz to 10th harmonic (40GHz) and no any emissions were found from 18GHz to 40GHz, so the radiated emission from 18GHz to 40GHz were not record.

4.7.Radiated Emission Test Results

PASS.

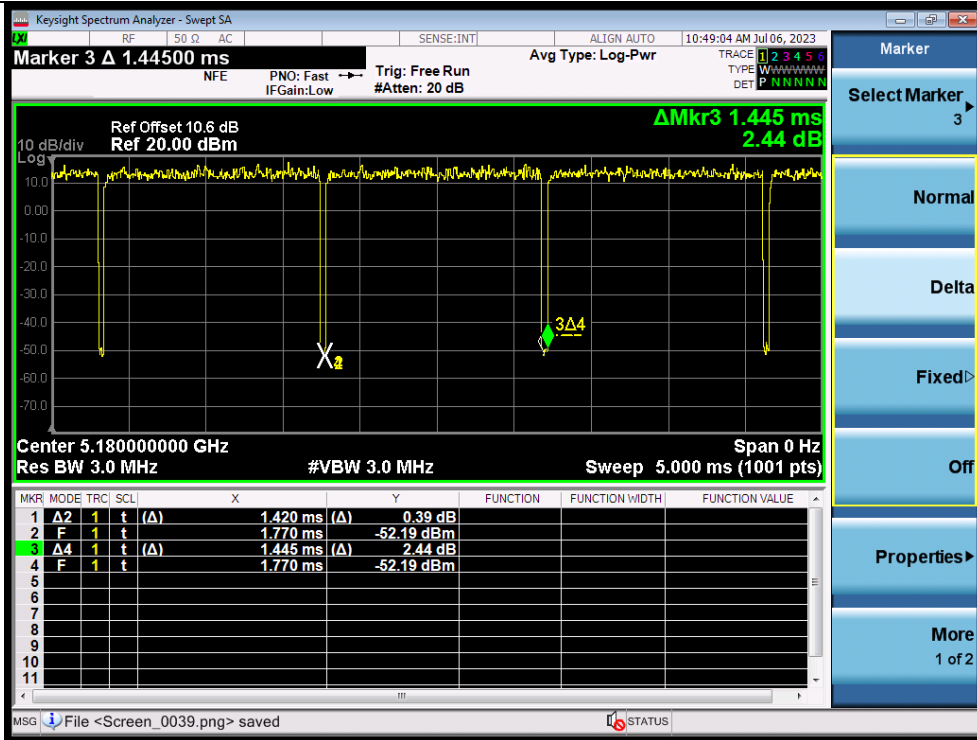
All the emissions from 30MHz to 1 GHz were comply with 15.209 limits.

All other emission comply with 15.407 (b)(1) requirements.

Note: The emissions (9kHz~30MHz) not reported for there is no emission be found.

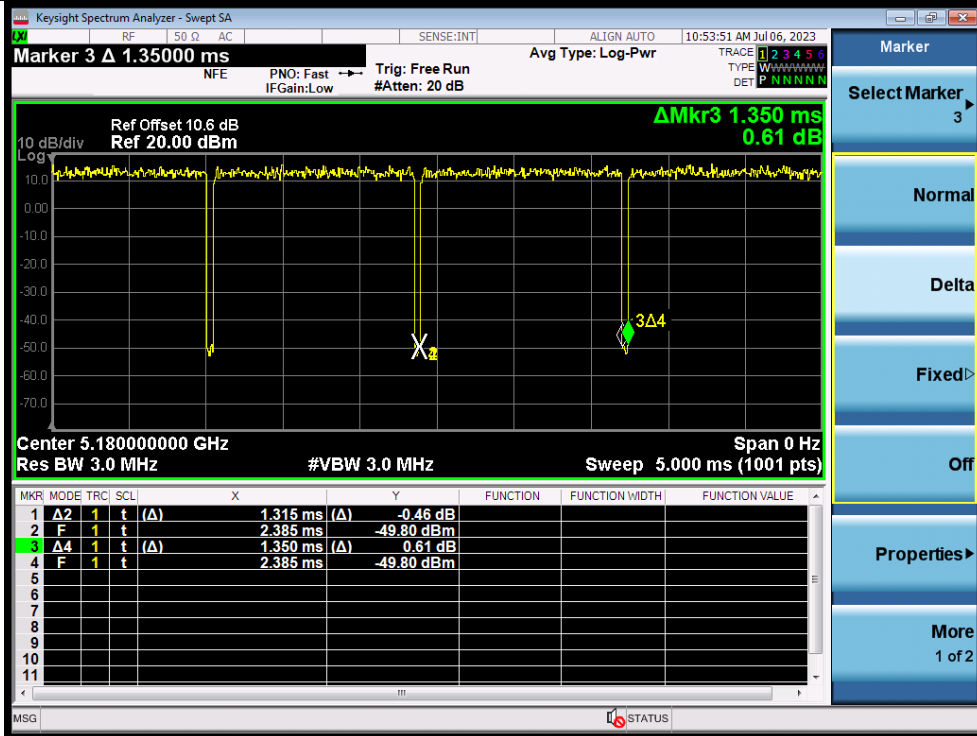
Duty cycle

11 a



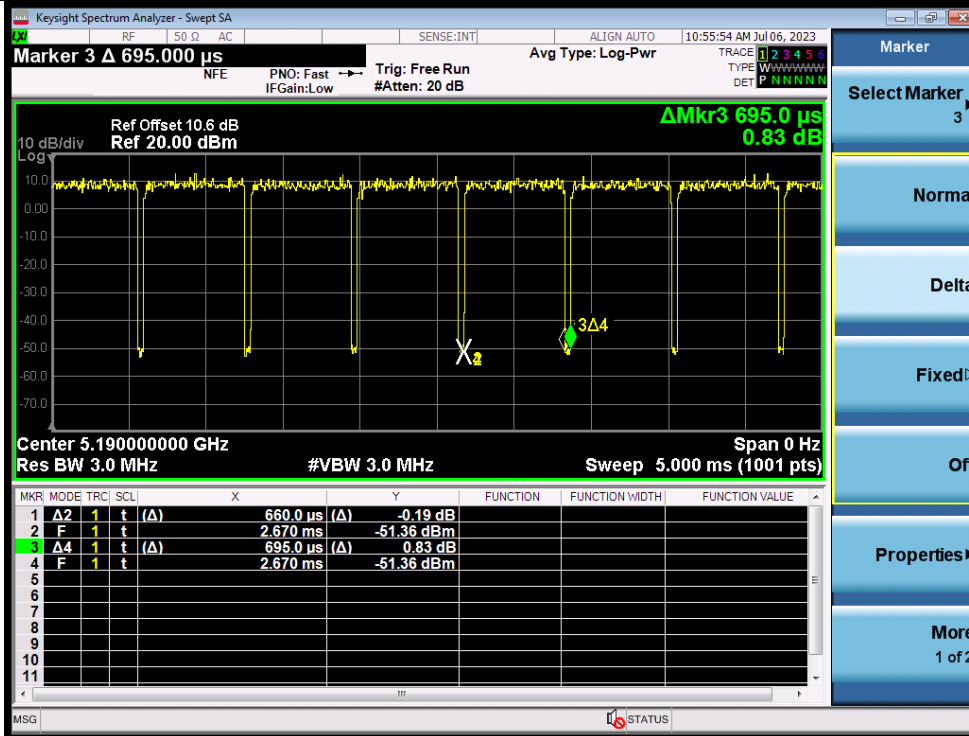
Note: The duty cycle factor is 0.08.

11n HT20



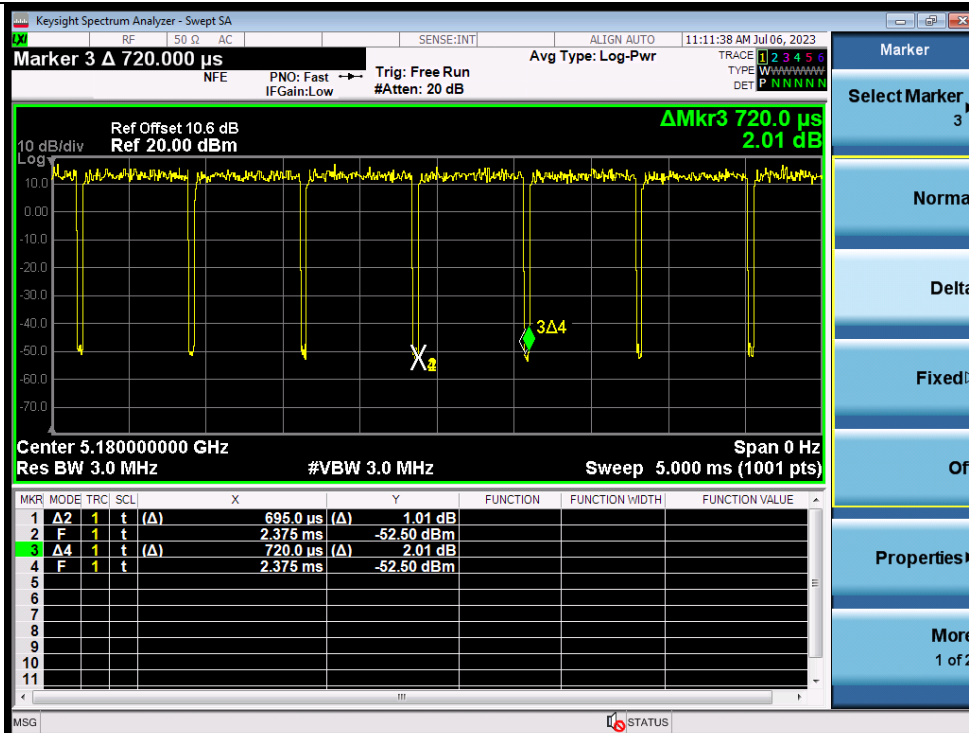
Note: The duty cycle factor is 0.11.

11n HT40



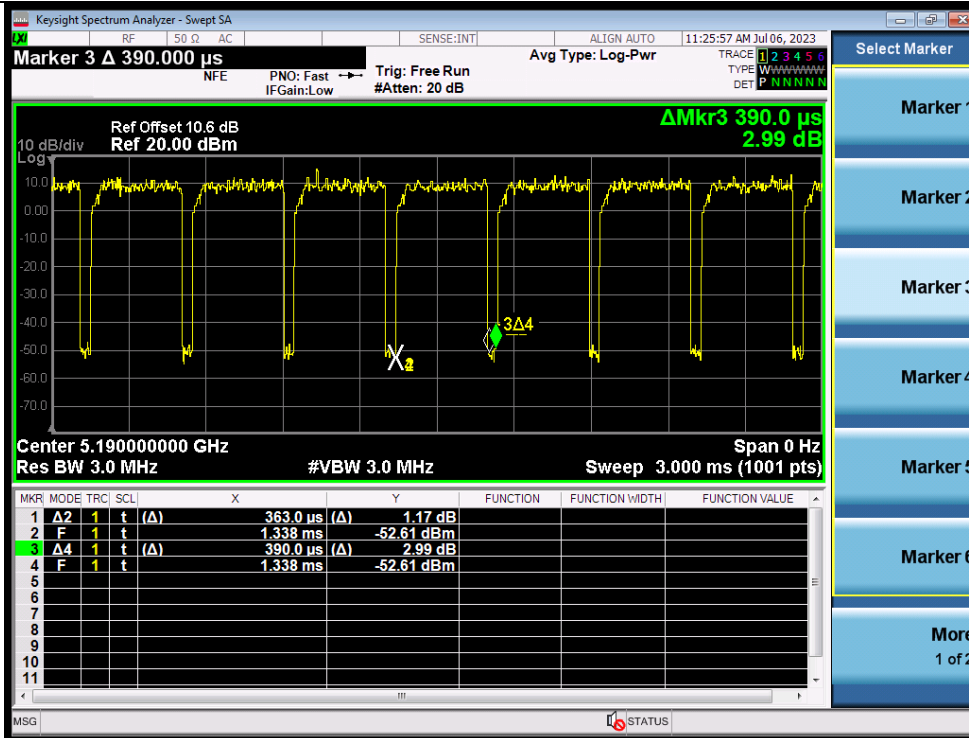
Note: The duty cycle factor is 0.22.

11ac VHT20



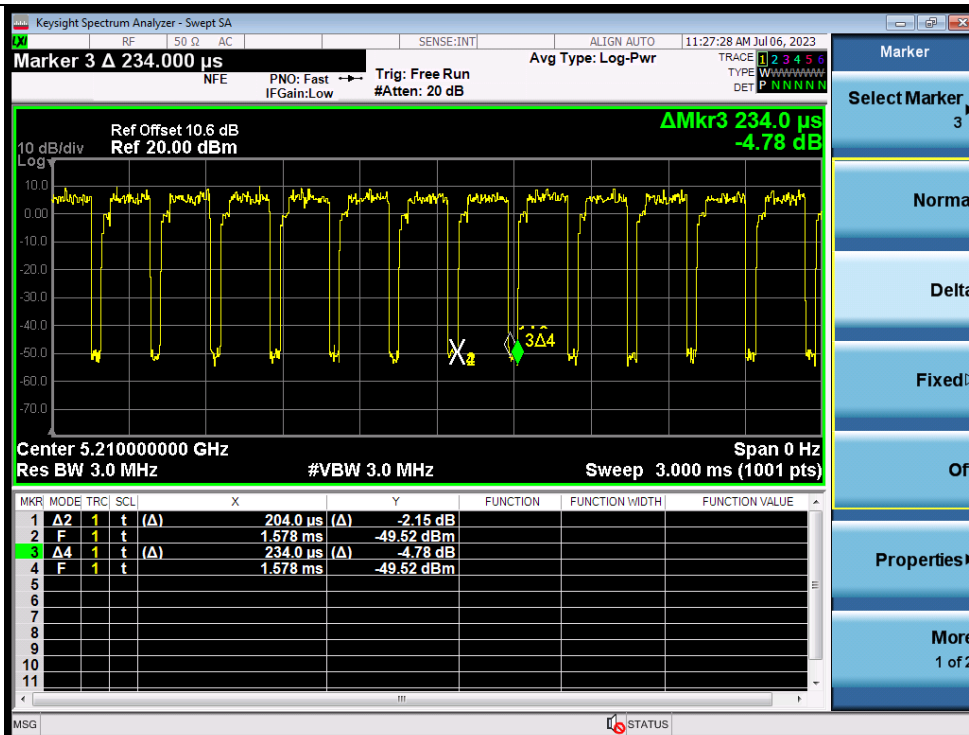
Note: The duty cycle factor is 0.15.

11ac VHT40



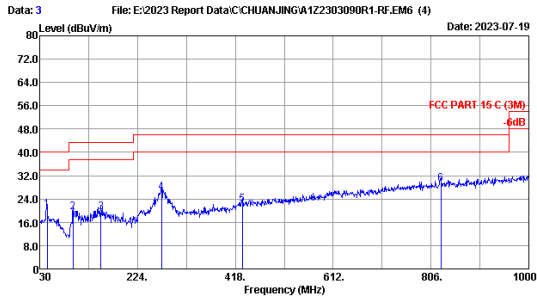
Note: The duty cycle factor is 0.31.

11ac VHT80

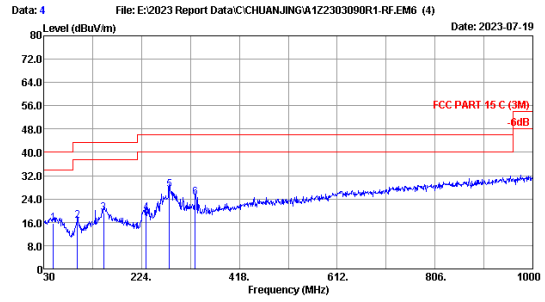


Note: The duty cycle factor is 0.59.

Frequency: 30MHz~1GHz



Site no. : 3m Chamber Data no. : 3
 Dis. / Ant. : 3m 2022 VULB 9168-01317 Ant. pol. : VERTICAL
 Limit : FCC PART 15 C (3M)
 Env. / Ins. : 23.6°C/CS54 Engineer : Abel
 Test Mode : WIFI 5G TX Mode



Site no. : 3m Chamber Data no. : 4
 Dis. / Ant. : 3m 2022 VULB 9168-01317 Ant. pol. : HORIZONTAL
 Limit : FCC PART 15 C (3M)
 Env. / Ins. : 23.6°C/CS54 Engineer : Abel
 Test Mode : WIFI 5G TX Mode

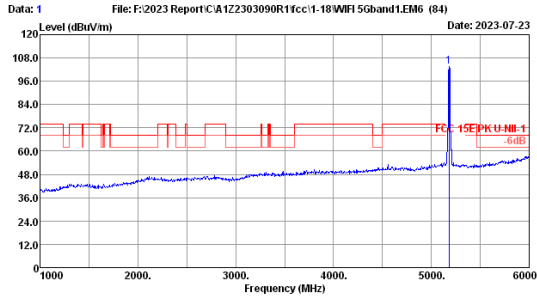
No.	Freq. (MHz)	Ant. Factor (dB/m)	Cable Loss (dB)	Reading (dBuV)	Emission Level (dBuV/m)	Limits (dBuV/m)	Margin (dB)	Remark
1	44.550	19.70	0.66	-0.12	20.24	40.00	19.76	QP
2	95.960	14.50	0.99	3.94	19.43	43.50	24.07	QP
3	151.250	19.40	1.23	-1.01	19.62	43.50	23.88	QP
4	271.530	18.60	1.68	6.04	26.32	46.00	19.68	QP
5	431.580	22.53	2.16	-2.62	22.07	46.00	23.93	QP
6	825.400	28.40	3.25	-2.46	29.19	46.00	16.81	QP

Remarks: 1. Emission Level= Antenna Factor + Cable Loss + Reading.
 2. The emission levels that are 20dB below the official limit are not reported.

No.	Freq. (MHz)	Ant. Factor (dB/m)	Cable Loss (dB)	Reading (dBuV)	Emission Level (dBuV/m)	Limits (dBuV/m)	Margin (dB)	Remark
1	49.400	19.70	0.70	-4.63	15.77	40.00	24.23	QP
2	96.930	14.50	1.00	0.94	16.44	43.50	27.06	QP
3	149.310	19.40	1.23	-1.45	19.18	43.50	24.32	QP
4	233.700	16.94	1.53	0.69	19.16	46.00	26.84	QP
5	279.290	18.96	1.71	6.63	27.30	46.00	18.70	QP
6	330.700	20.20	1.87	2.46	24.53	46.00	21.47	QP

Remarks: 1. Emission Level= Antenna Factor + Cable Loss + Reading.
 2. The emission levels that are 20dB below the official limit are not reported.

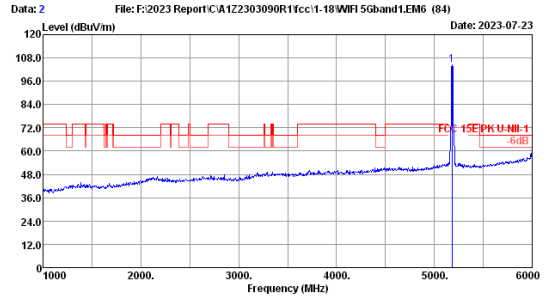
Frequency: 1GHz~18GHz
U-NII-1 Band:



Site no. : 3m Chamber Data no. : 1
 Dis. / Ant. : 3m 2022 MCTD1209-3006 Ant. pol. : HORIZONTAL
 Limit : FCC 15E PK U-NII-1
 Env. / Ins. : 23.2°C/52.5% Engineer : nier
 Test Mode : Wifi5G 11a 5180MHz TX

No.	Freq. (MHz)	Ant. Factor (dB/m)	Cable Loss (dB)	Amp factor (dB)	Emission Reading (dBuV)	Emission Level (dBuV/m)	Limits (dBuV/m)	Margin (dB)	Remark
1	5180.00	33.27	6.67	33.66	97.54	103.82			Peak

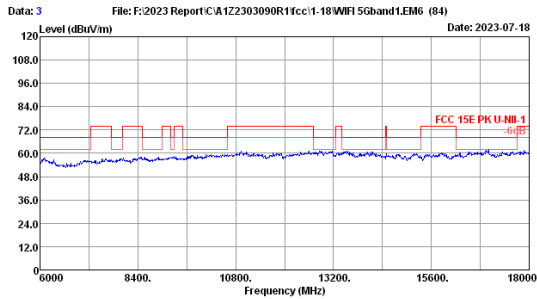
Remarks: 1. Emission Level= Antenna Factor + Cable Loss + Reading -Amp factor.
 2. The emission levels that are 20dB below the official limit are not reported.



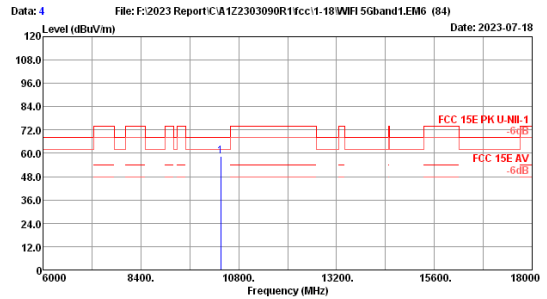
Site no. : 3m Chamber Data no. : 2
 Dis. / Ant. : 3m 2022 MCTD1209-3006 Ant. pol. : VERTICAL
 Limit : FCC 15E PK U-NII-1
 Env. / Ins. : 23.2°C/52.5% Engineer : nier
 Test Mode : Wifi5G 11a 5180MHz TX

No.	Freq. (MHz)	Ant. Factor (dB/m)	Cable Loss (dB)	Amp factor (dB)	Emission Reading (dBuV)	Emission Level (dBuV/m)	Limits (dBuV/m)	Margin (dB)	Remark
1	5180.00	33.27	6.67	33.66	98.39	104.67			Peak

Remarks: 1. Emission Level= Antenna Factor + Cable Loss + Reading -Amp factor.
 2. The emission levels that are 20dB below the official limit are not reported.



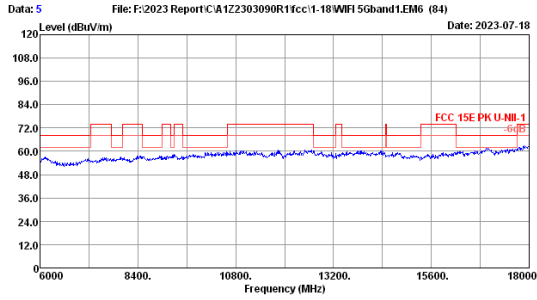
Site no. : 3m Chamber Data no. : 3
 Dis. / Ant. : 3m 2022 MCTD1209-3006 Ant. pol. : HORIZONTAL
 Limit : FCC 15E PK U-NII-1
 Env. / Ins. : 23.2°C/52.5% Engineer : nier
 Test Mode : Wifi5G 11a 5180MHz TX



Site no. : 3m Chamber Data no. : 4
 Dis. / Ant. : 3m 2022 MCTD1209-3006 Ant. pol. : HORIZONTAL
 Limit : FCC 15E PK U-NII-1
 Env. / Ins. : 23.2°C/52.5% Engineer : nier
 Test Mode : Wifi5G 11a 5180MHz TX

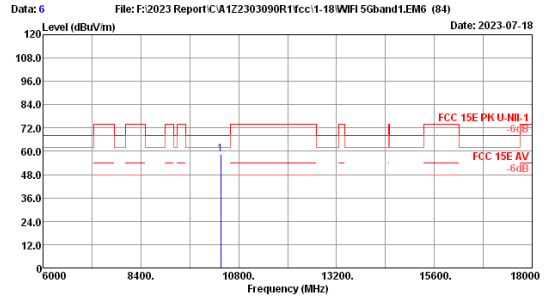
No.	Freq. (MHz)	Ant. Factor (dB/m)	Cable Loss (dB)	Amp factor (dB)	Emission Reading (dBuV)	Emission Level (dBuV/m)	Limits (dBuV/m)	Margin (dB)	Remark
1	11036.00	38.27	8.17	33.95	45.78	58.27	68.20	9.93	Peak

Remarks: 1. Emission Level= Antenna Factor + Cable Loss + Reading -Amp factor.
 2. The emission levels that are 20dB below the official limit are not reported.



File: F:\2023 Report\CA122303090R1fcc1-18\WiFi 5Gband1EM6 (84) Date: 2023-07-18

Site no. : 3m Chamber Data no. : 5
 Dis. / Ant. : 3m 2022 MCTD1209-3006 Ant. pol. : VERTICAL
 Limit : FCC 15E PK U-NII-1
 Env. / Ins. : 23.2°C/52.5% Engineer : nier
 Test Mode : Wifi5G 11a 5180MHz TX

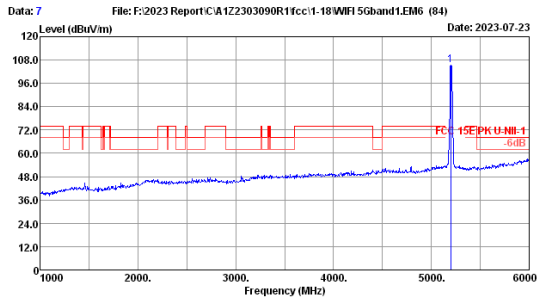


File: F:\2023 Report\CA122303090R1fcc1-18\WiFi 5Gband1EM6 (84) Date: 2023-07-18

Site no. : 3m Chamber Data no. : 6
 Dis. / Ant. : 3m 2022 MCTD1209-3006 Ant. pol. : VERTICAL
 Limit : FCC 15E PK U-NII-1
 Env. / Ins. : 23.2°C/52.5% Engineer : nier
 Test Mode : Wifi5G 11a 5180MHz TX

No.	Freq. (MHz)	Ant. Factor (dB/m)	Cable Loss (dB)	Amp Factor (dB)	Reading Level (dBuV)	Emission Level (dBuV/m)	Limits (dBuV/m)	Margin (dB)	Remark
110360.00	38.27	8.17	33.95	45.85	58.34	68.20	9.86	Peak	

Remarks: 1. Emission Level= Antenna Factor + Cable Loss + Reading - Amp factor.
 2. The emission levels that are 20dB below the official limit are not reported.

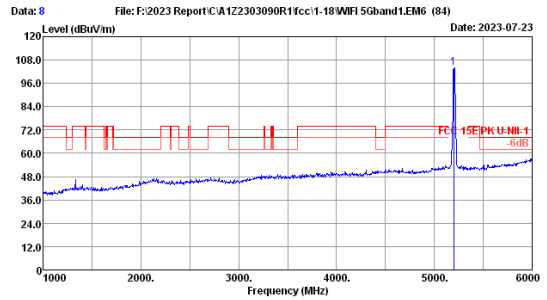


File: F:\2023 Report\CA122303090R1fcc1-18\WiFi 5Gband1EM6 (84) Date: 2023-07-23

Site no. : 3m Chamber Data no. : 7
 Dis. / Ant. : 3m 2022 MCTD1209-3006 Ant. pol. : VERTICAL
 Limit : FCC 15E PK U-NII-1
 Env. / Ins. : 23.2°C/52.5% Engineer : nier
 Test Mode : Wifi5G 11a 5200MHz TX

No.	Freq. (MHz)	Ant. Factor (dB/m)	Cable Loss (dB)	Amp Factor (dB)	Reading Level (dBuV)	Emission Level (dBuV/m)	Limits (dBuV/m)	Margin (dB)	Remark
1	5200.00	33.30	6.68	33.66	99.05	105.37			Peak

Remarks: 1. Emission Level= Antenna Factor + Cable Loss + Reading - Amp factor.
 2. The emission levels that are 20dB below the official limit are not reported.

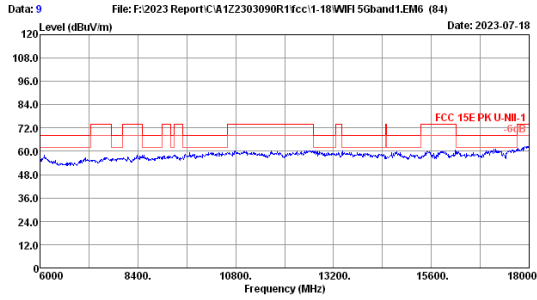


File: F:\2023 Report\CA122303090R1fcc1-18\WiFi 5Gband1EM6 (84) Date: 2023-07-23

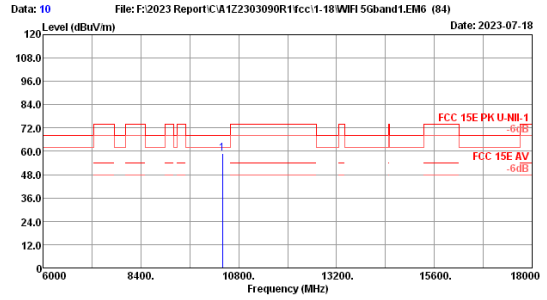
Site no. : 3m Chamber Data no. : 8
 Dis. / Ant. : 3m 2022 MCTD1209-3006 Ant. pol. : HORIZONTAL
 Limit : FCC 15E PK U-NII-1
 Env. / Ins. : 23.2°C/52.5% Engineer : nier
 Test Mode : Wifi5G 11a 5200MHz TX

No.	Freq. (MHz)	Ant. Factor (dB/m)	Cable Loss (dB)	Amp Factor (dB)	Reading Level (dBuV)	Emission Level (dBuV/m)	Limits (dBuV/m)	Margin (dB)	Remark
1	5200.00	33.30	6.68	33.66	97.93	104.25			Peak

Remarks: 1. Emission Level= Antenna Factor + Cable Loss + Reading - Amp factor.
 2. The emission levels that are 20dB below the official limit are not reported.



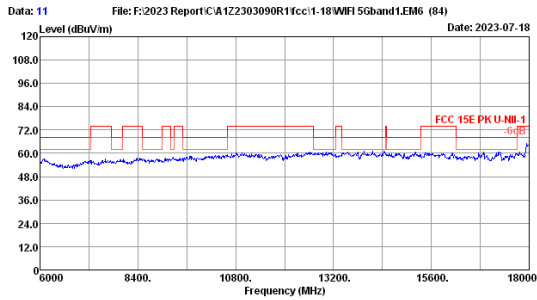
Site no. : 3m Chamber Data no. : 9
 Dis. / Ant. : 3m 2022 MCTD1209-3006 Ant. pol. : VERTICAL
 Limit : FCC 15E PK U-NII-1
 Env. / Ins. : 23.2°C/52.5% Engineer : nier
 Test Mode : Wifi5G 11a 5200MHz TX



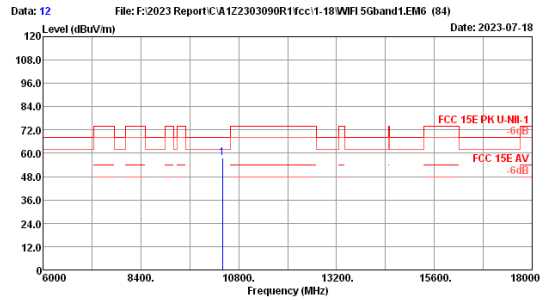
Site no. : 3m Chamber Data no. : 10
 Dis. / Ant. : 3m 2022 MCTD1209-3006 Ant. pol. : VERTICAL
 Limit : FCC 15E PK U-NII-1
 Env. / Ins. : 23.2°C/52.5% Engineer : nier
 Test Mode : Wifi5G 11a 5200MHz TX

No.	Freq. (MHz)	Ant. Factor (dB/m)	Cable Loss (dB)	Amp Factor (dB)	Reading Level (dBuV)	Emission Level (dBuV/m)	Limits (dBuV/m)	Margin (dB)	Remark
110400.00	38.30	8.18	33.91	46.25	58.82	68.20	9.38	Peak	

Remarks: 1. Emission Level= Antenna Factor + Cable Loss + Reading - Amp factor.
 2. The emission levels that are 20dB below the official limit are not reported.



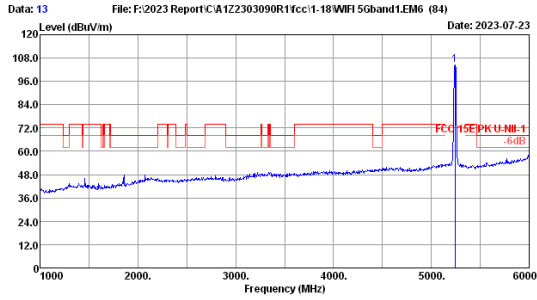
Site no. : 3m Chamber Data no. : 11
 Dis. / Ant. : 3m 2022 MCTD1209-3006 Ant. pol. : HORIZONTAL
 Limit : FCC 15E PK U-NII-1
 Env. / Ins. : 23.2°C/52.5% Engineer : nier
 Test Mode : Wifi5G 11a 5200MHz TX



Site no. : 3m Chamber Data no. : 12
 Dis. / Ant. : 3m 2022 MCTD1209-3006 Ant. pol. : HORIZONTAL
 Limit : FCC 15E PK U-NII-1
 Env. / Ins. : 23.2°C/52.5% Engineer : nier
 Test Mode : Wifi5G 11a 5200MHz TX

No.	Freq. (MHz)	Ant. Factor (dB/m)	Cable Loss (dB)	Amp Factor (dB)	Reading Level (dBuV)	Emission Level (dBuV/m)	Limits (dBuV/m)	Margin (dB)	Remark
110400.00	38.30	8.18	33.91	44.89	57.46	68.20	10.74	Peak	

Remarks: 1. Emission Level= Antenna Factor + Cable Loss + Reading - Amp factor.
 2. The emission levels that are 20dB below the official limit are not reported.

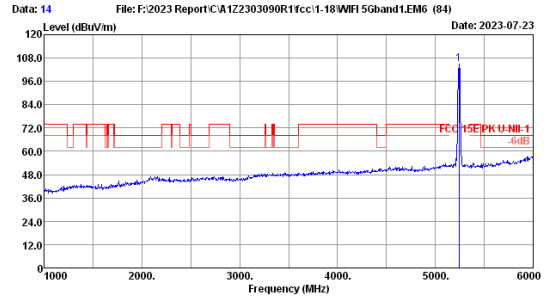


File: F:\2023 Report\CA122303090R1fcc1-18\WiFi 5Gband1EM6 (84)
Date: 2023-07-23

Site no. : 3m Chamber Data no. : 13
Dis. / Ant. : 3m 2022 MCTD1209-3006 Ant. pol. : HORIZONTAL
Limit : FCC 15E PK U-NII-1
Env. / Ins. : 23.2°C/52.5% Engineer : nier
Test Mode : Wifi5G 11a 5240MHz TX

No.	Freq. (MHz)	Ant. Factor (dB/m)	Cable Loss (dB)	Amp factor (dB)	Emission Reading (dBuV)	Emission Level (dBuV/m)	Limits (dBuV/m)	Margin (dB)	Remark
1	5240.00	33.17	6.70	33.65	98.44	104.66			Peak

Remarks: 1. Emission Level= Antenna Factor + Cable Loss + Reading -Amp factor.
2. The emission levels that are 20dB below the official limit are not reported.

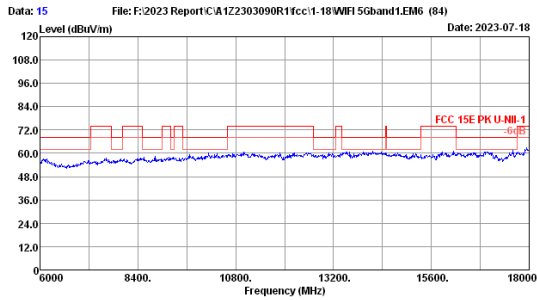


File: F:\2023 Report\CA122303090R1fcc1-18\WiFi 5Gband1EM6 (84)
Date: 2023-07-23

Site no. : 3m Chamber Data no. : 14
Dis. / Ant. : 3m 2022 MCTD1209-3006 Ant. pol. : VERTICAL
Limit : FCC 15E PK U-NII-1
Env. / Ins. : 23.2°C/52.5% Engineer : nier
Test Mode : Wifi5G 11a 5240MHz TX

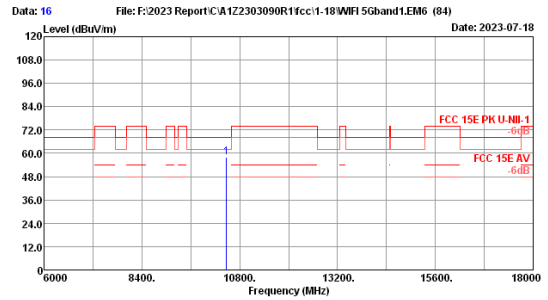
No.	Freq. (MHz)	Ant. Factor (dB/m)	Cable Loss (dB)	Amp factor (dB)	Emission Reading (dBuV)	Emission Level (dBuV/m)	Limits (dBuV/m)	Margin (dB)	Remark
1	5240.00	33.17	6.70	33.65	98.60	104.82			Peak

Remarks: 1. Emission Level= Antenna Factor + Cable Loss + Reading -Amp factor.
2. The emission levels that are 20dB below the official limit are not reported.



File: F:\2023 Report\CA122303090R1fcc1-18\WiFi 5Gband1EM6 (84)
Date: 2023-07-18

Site no. : 3m Chamber Data no. : 15
Dis. / Ant. : 3m 2022 MCTD1209-3006 Ant. pol. : HORIZONTAL
Limit : FCC 15E PK U-NII-1
Env. / Ins. : 23.2°C/52.5% Engineer : nier
Test Mode : Wifi5G 11a 5240MHz TX

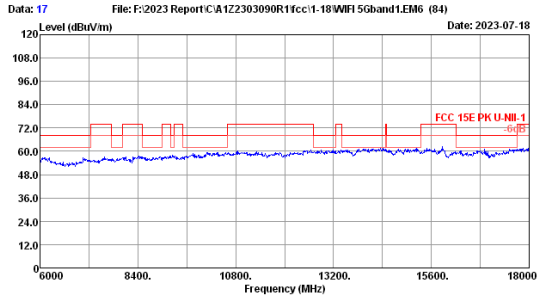


File: F:\2023 Report\CA122303090R1fcc1-18\WiFi 5Gband1EM6 (84)
Date: 2023-07-18

Site no. : 3m Chamber Data no. : 16
Dis. / Ant. : 3m 2022 MCTD1209-3006 Ant. pol. : HORIZONTAL
Limit : FCC 15E PK U-NII-1
Env. / Ins. : 23.2°C/52.5% Engineer : nier
Test Mode : Wifi5G 11a 5240MHz TX

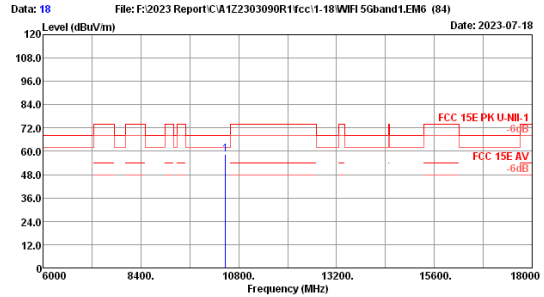
No.	Freq. (MHz)	Ant. Factor (dB/m)	Cable Loss (dB)	Amp factor (dB)	Emission Reading (dBuV)	Emission Level (dBuV/m)	Limits (dBuV/m)	Margin (dB)	Remark
1	110480.00	38.30	8.20	33.86	45.50	58.14	68.20	10.06	Peak

Remarks: 1. Emission Level= Antenna Factor + Cable Loss + Reading -Amp factor.
2. The emission levels that are 20dB below the official limit are not reported.



File: F:\2023 Report\CA122303090R1fcc1-18\WiFi 5Gband1EM6 (84)
Date: 2023-07-18

Site no. : 3m Chamber Data no. : 17
Dis. / Ant. : 3m 2022 MCTD1209-3006 Ant. pol. : VERTICAL
Limit : FCC 15E PK U-NII-1
Env. / Ins. : 23.2°C/52.5% Engineer : nier
Test Mode : Wifi5G 11a 5240MHz TX

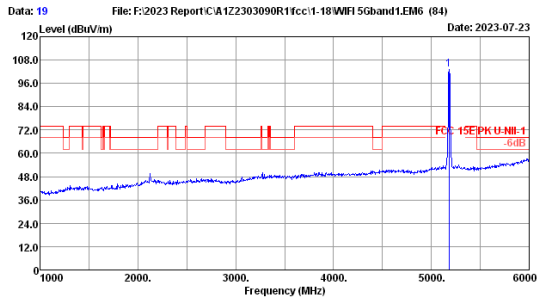


File: F:\2023 Report\CA122303090R1fcc1-18\WiFi 5Gband1EM6 (84)
Date: 2023-07-18

Site no. : 3m Chamber Data no. : 18
Dis. / Ant. : 3m 2022 MCTD1209-3006 Ant. pol. : VERTICAL
Limit : FCC 15E PK U-NII-1
Env. / Ins. : 23.2°C/52.5% Engineer : nier
Test Mode : Wifi5G 11a 5240MHz TX

No.	Freq. (MHz)	Ant. Factor (dB/m)	Cable Loss (dB)	Amp Factor (dB)	Reading Level (dBuV)	Emission Level (dBuV/m)	Limits (dBuV/m)	Margin (dB)	Remark
110480.00	38.30	8.20	33.86	46.00	58.64	68.20	9.56	Peak	

Remarks: 1. Emission Level= Antenna Factor + Cable Loss + Reading - Amp factor.
2. The emission levels that are 20dB below the official limit are not reported.

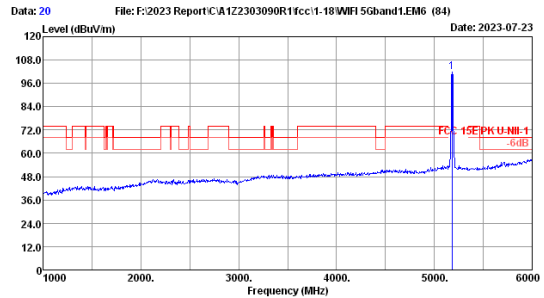


File: F:\2023 Report\CA122303090R1fcc1-18\WiFi 5Gband1EM6 (84)
Date: 2023-07-23

Site no. : 3m Chamber Data no. : 19
Dis. / Ant. : 3m 2022 MCTD1209-3006 Ant. pol. : VERTICAL
Limit : FCC 15E PK U-NII-1
Env. / Ins. : 23.2°C/52.5% Engineer : nier
Test Mode : Wifi5G 11n20 5180MHz TX

No.	Freq. (MHz)	Ant. Factor (dB/m)	Cable Loss (dB)	Amp Factor (dB)	Reading Level (dBuV)	Emission Level (dBuV/m)	Limits (dBuV/m)	Margin (dB)	Remark
1	5180.00	33.27	6.67	33.66	97.03	103.31			Peak

Remarks: 1. Emission Level= Antenna Factor + Cable Loss + Reading - Amp factor.
2. The emission levels that are 20dB below the official limit are not reported.

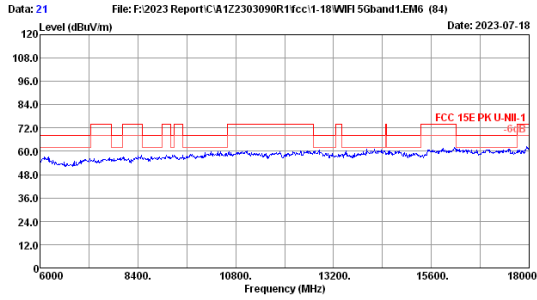


File: F:\2023 Report\CA122303090R1fcc1-18\WiFi 5Gband1EM6 (84)
Date: 2023-07-23

Site no. : 3m Chamber Data no. : 20
Dis. / Ant. : 3m 2022 MCTD1209-3006 Ant. pol. : HORIZONTAL
Limit : FCC 15E PK U-NII-1
Env. / Ins. : 23.2°C/52.5% Engineer : nier
Test Mode : Wifi5G 11n20 5180MHz TX

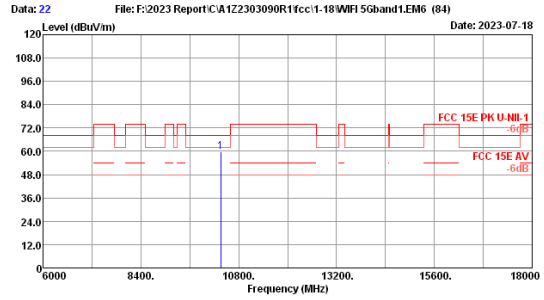
No.	Freq. (MHz)	Ant. Factor (dB/m)	Cable Loss (dB)	Amp Factor (dB)	Reading Level (dBuV)	Emission Level (dBuV/m)	Limits (dBuV/m)	Margin (dB)	Remark
1	5180.00	33.27	6.67	33.66	95.43	101.71			Peak

Remarks: 1. Emission Level= Antenna Factor + Cable Loss + Reading - Amp factor.
2. The emission levels that are 20dB below the official limit are not reported.



Data: 21 File: F:\2023 Report\CA122303090R1fcc\1-18\WiFi 5Gband1EM6 (84) Date: 2023-07-18

Site no. : 3m Chamber Data no. : 21
 Dis. / Ant. : 3m 2022 MCTD1209-3006 Ant. pol. : VERTICAL
 Limit : FCC 15E PK U-NII-1
 Env. / Ins. : 23.2°C/52.5% Engineer : nier
 Test Mode : Wifi5G 11n20 5180MHz TX

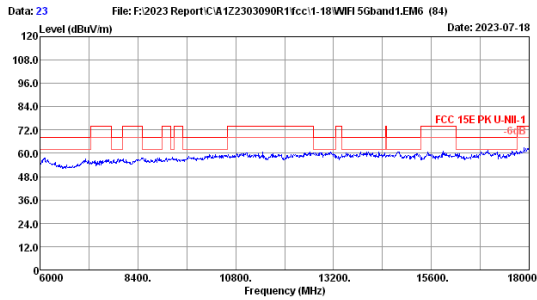


Data: 22 File: F:\2023 Report\CA122303090R1fcc\1-18\WiFi 5Gband1EM6 (84) Date: 2023-07-18

Site no. : 3m Chamber Data no. : 22
 Dis. / Ant. : 3m 2022 MCTD1209-3006 Ant. pol. : VERTICAL
 Limit : FCC 15E PK U-NII-1
 Env. / Ins. : 23.2°C/52.5% Engineer : nier
 Test Mode : Wifi5G 11n20 5180MHz TX

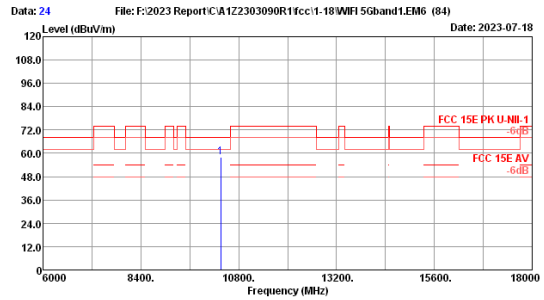
No.	Freq. (MHz)	Ant. Factor (dB/m)	Cable Loss (dB)	Amp Factor (dB)	Reading Level (dBuV)	Emission Level (dBuV/m)	Limits (dBuV/m)	Margin (dB)	Remark
110360.00	38.27	8.17	33.95	47.07	59.56	68.20	68.20	8.64	Peak

Remarks: 1. Emission Level= Antenna Factor + Cable Loss + Reading - Amp factor.
 2. The emission levels that are 20dB below the official limit are not reported.



Data: 23 File: F:\2023 Report\CA122303090R1fcc\1-18\WiFi 5Gband1EM6 (84) Date: 2023-07-18

Site no. : 3m Chamber Data no. : 23
 Dis. / Ant. : 3m 2022 MCTD1209-3006 Ant. pol. : HORIZONTAL
 Limit : FCC 15E PK U-NII-1
 Env. / Ins. : 23.2°C/52.5% Engineer : nier
 Test Mode : Wifi5G 11n20 5180MHz TX

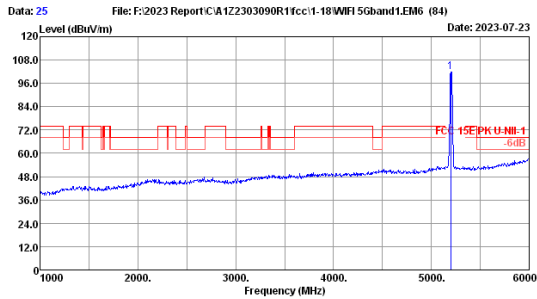


Data: 24 File: F:\2023 Report\CA122303090R1fcc\1-18\WiFi 5Gband1EM6 (84) Date: 2023-07-18

Site no. : 3m Chamber Data no. : 24
 Dis. / Ant. : 3m 2022 MCTD1209-3006 Ant. pol. : HORIZONTAL
 Limit : FCC 15E PK U-NII-1
 Env. / Ins. : 23.2°C/52.5% Engineer : nier
 Test Mode : Wifi5G 11n20 5180MHz TX

No.	Freq. (MHz)	Ant. Factor (dB/m)	Cable Loss (dB)	Amp Factor (dB)	Reading Level (dBuV)	Emission Level (dBuV/m)	Limits (dBuV/m)	Margin (dB)	Remark
110360.00	38.27	8.17	33.95	45.67	58.16	68.20	68.20	10.04	Peak

Remarks: 1. Emission Level= Antenna Factor + Cable Loss + Reading - Amp factor.
 2. The emission levels that are 20dB below the official limit are not reported.

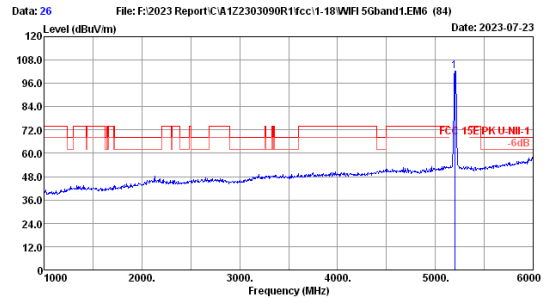


File: F:\2023 Report\CA122303090R1fcc1-18\WiFi 5Gband1EM6 (84) Date: 2023-07-23

Site no. : 3m Chamber Data no. : 25
 Dis. / Ant. : 3m 2022 MCTD1209-3006 Ant. pol. : HORIZONTAL
 Limit : FCC 15E PK U-NII-1
 Env. / Ins. : 23.2°C/52.5% Engineer : nier
 Test Mode : Wifi5G 11n20 5200MHz TX

No.	Freq. (MHz)	Ant. Factor (dB/m)	Cable Loss (dB)	Amp factor (dB)	Reading Level (dBuV)	Emission Level (dBuV/m)	Limits (dBuV/m)	Margin (dB)	Remark
1	5200.00	33.30	6.68	33.66	95.58	101.90			Peak

Remarks: 1. Emission Level= Antenna Factor + Cable Loss + Reading -Amp factor.
 2. The emission levels that are 20dB below the official limit are not reported.

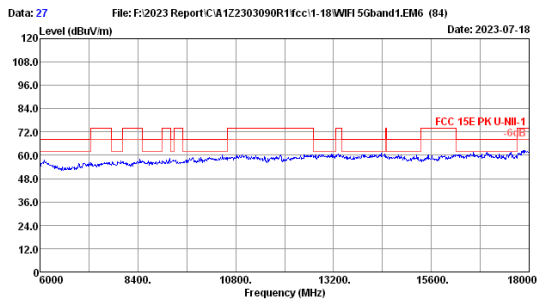


File: F:\2023 Report\CA122303090R1fcc1-18\WiFi 5Gband1EM6 (84) Date: 2023-07-23

Site no. : 3m Chamber Data no. : 26
 Dis. / Ant. : 3m 2022 MCTD1209-3006 Ant. pol. : VERTICAL
 Limit : FCC 15E PK U-NII-1
 Env. / Ins. : 23.2°C/52.5% Engineer : nier
 Test Mode : Wifi5G 11n20 5200MHz TX

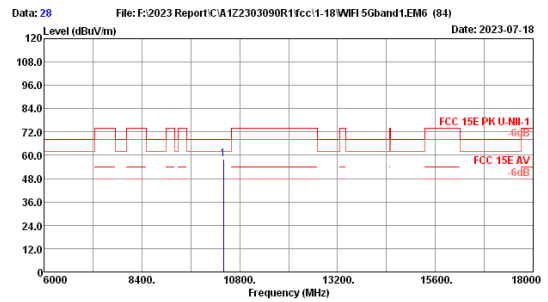
No.	Freq. (MHz)	Ant. Factor (dB/m)	Cable Loss (dB)	Amp factor (dB)	Reading Level (dBuV)	Emission Level (dBuV/m)	Limits (dBuV/m)	Margin (dB)	Remark
1	5200.00	33.30	6.68	33.66	96.18	102.50			Peak

Remarks: 1. Emission Level= Antenna Factor + Cable Loss + Reading -Amp factor.
 2. The emission levels that are 20dB below the official limit are not reported.



File: F:\2023 Report\CA122303090R1fcc1-18\WiFi 5Gband1EM6 (84) Date: 2023-07-18

Site no. : 3m Chamber Data no. : 27
 Dis. / Ant. : 3m 2022 MCTD1209-3006 Ant. pol. : HORIZONTAL
 Limit : FCC 15E PK U-NII-1
 Env. / Ins. : 23.2°C/52.5% Engineer : nier
 Test Mode : Wifi5G 11n20 5200MHz TX

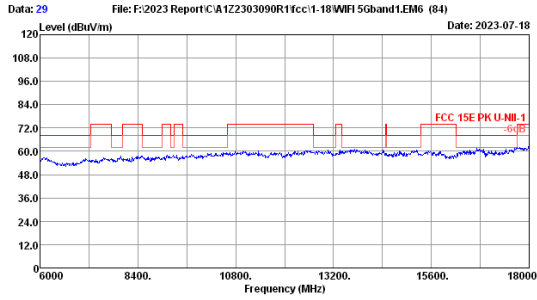


File: F:\2023 Report\CA122303090R1fcc1-18\WiFi 5Gband1EM6 (84) Date: 2023-07-18

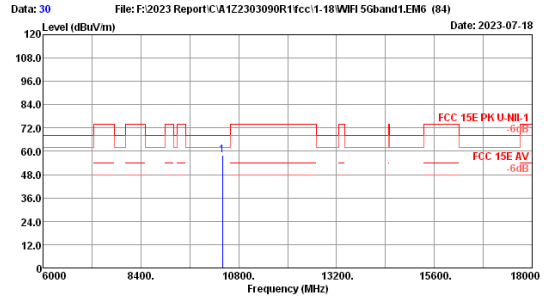
Site no. : 3m Chamber Data no. : 28
 Dis. / Ant. : 3m 2022 MCTD1209-3006 Ant. pol. : HORIZONTAL
 Limit : FCC 15E PK U-NII-1
 Env. / Ins. : 23.2°C/52.5% Engineer : nier
 Test Mode : Wifi5G 11n20 5200MHz TX

No.	Freq. (MHz)	Ant. Factor (dB/m)	Cable Loss (dB)	Amp factor (dB)	Reading Level (dBuV)	Emission Level (dBuV/m)	Limits (dBuV/m)	Margin (dB)	Remark
1	110400.00	38.30	8.18	33.91	45.57	58.14	68.20	10.06	Peak

Remarks: 1. Emission Level= Antenna Factor + Cable Loss + Reading -Amp factor.
 2. The emission levels that are 20dB below the official limit are not reported.



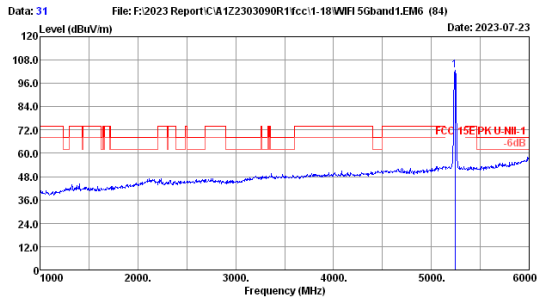
Site no. : 3m Chamber Data no. : 29
 Dis. / Ant. : 3m 2022 MCTD1209-3006 Ant. pol. : VERTICAL
 Limit : FCC 15E PK U-NII-1
 Env. / Ins. : 23.2°C/52.5% Engineer : nier
 Test Mode : Wifi5G 11n20 5200MHz TX



Site no. : 3m Chamber Data no. : 30
 Dis. / Ant. : 3m 2022 MCTD1209-3006 Ant. pol. : VERTICAL
 Limit : FCC 15E PK U-NII-1
 Env. / Ins. : 23.2°C/52.5% Engineer : nier
 Test Mode : Wifi5G 11n20 5200MHz TX

No.	Freq. (MHz)	Ant. Factor (dB/m)	Cable Loss (dB)	Amp Factor (dB)	Reading Level (dBuV)	Emission Level (dBuV/m)	Limits (dBuV/m)	Margin (dB)	Remark
110400.00	38.30	8.18	33.91	45.35	57.92	68.20	10.28	Peak	

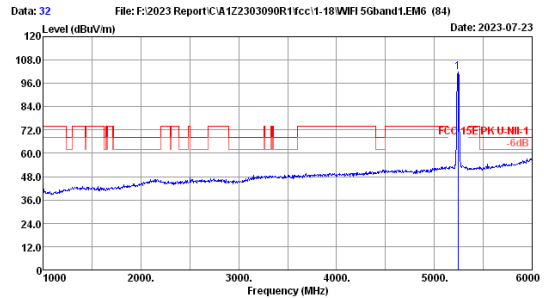
Remarks: 1. Emission Level= Antenna Factor + Cable Loss + Reading - Amp factor.
 2. The emission levels that are 20dB below the official limit are not reported.



Site no. : 3m Chamber Data no. : 31
 Dis. / Ant. : 3m 2022 MCTD1209-3006 Ant. pol. : VERTICAL
 Limit : FCC 15E PK U-NII-1
 Env. / Ins. : 23.2°C/52.5% Engineer : nier
 Test Mode : Wifi5G 11n20 5240MHz TX

No.	Freq. (MHz)	Ant. Factor (dB/m)	Cable Loss (dB)	Amp Factor (dB)	Reading Level (dBuV)	Emission Level (dBuV/m)	Limits (dBuV/m)	Margin (dB)	Remark
1	5240.00	33.17	6.70	33.65	96.42	102.64	-----	-----	Peak

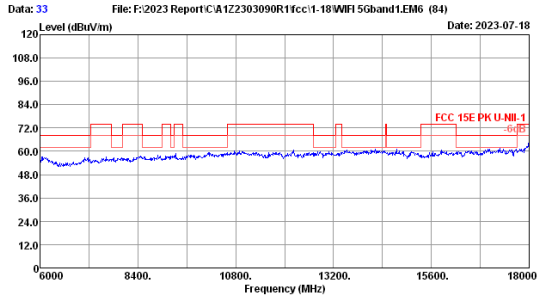
Remarks: 1. Emission Level= Antenna Factor + Cable Loss + Reading - Amp factor.
 2. The emission levels that are 20dB below the official limit are not reported.



Site no. : 3m Chamber Data no. : 32
 Dis. / Ant. : 3m 2022 MCTD1209-3006 Ant. pol. : HORIZONTAL
 Limit : FCC 15E PK U-NII-1
 Env. / Ins. : 23.2°C/52.5% Engineer : nier
 Test Mode : Wifi5G 11n20 5240MHz TX

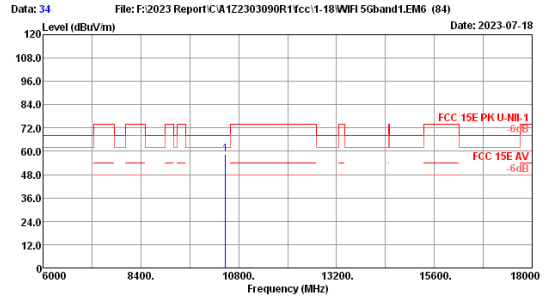
No.	Freq. (MHz)	Ant. Factor (dB/m)	Cable Loss (dB)	Amp Factor (dB)	Reading Level (dBuV)	Emission Level (dBuV/m)	Limits (dBuV/m)	Margin (dB)	Remark
1	5240.00	33.17	6.70	33.65	95.61	101.83	-----	-----	Peak

Remarks: 1. Emission Level= Antenna Factor + Cable Loss + Reading - Amp factor.
 2. The emission levels that are 20dB below the official limit are not reported.



Data: 33 File: F:\2023 Report\CA122303090R1fcc\1-18\WiFi 5Gband1EM6 (84) Date: 2023-07-18

Site no. : 3m Chamber Data no. : 33
 Dis. / Ant. : 3m 2022 MCTD1209-3006 Ant. pol. : VERTICAL
 Limit : FCC 15E PK U-NII-1
 Env. / Ins. : 23.2°C/52.5% Engineer : nier
 Test Mode : Wifi5G 11n20 5240MHz TX

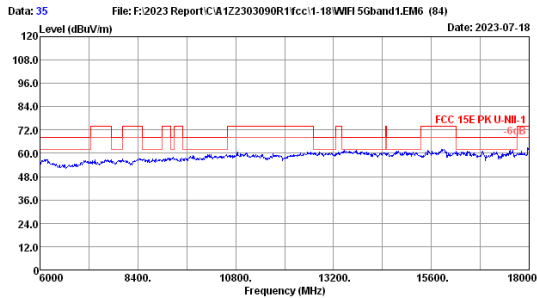


Data: 34 File: F:\2023 Report\CA122303090R1fcc\1-18\WiFi 5Gband1EM6 (84) Date: 2023-07-18

Site no. : 3m Chamber Data no. : 34
 Dis. / Ant. : 3m 2022 MCTD1209-3006 Ant. pol. : VERTICAL
 Limit : FCC 15E PK U-NII-1
 Env. / Ins. : 23.2°C/52.5% Engineer : nier
 Test Mode : Wifi5G 11n20 5240MHz TX

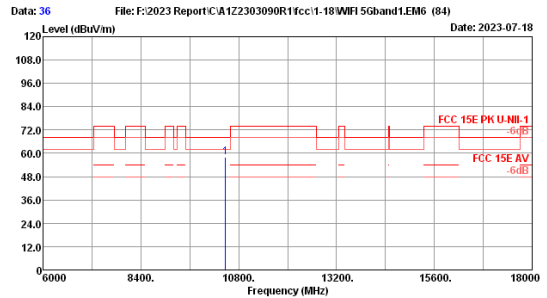
No.	Freq. (MHz)	Ant. Factor (dB/m)	Cable Loss (dB)	Amp Loss (dB)	Reading Level (dBuV)	Emission Level (dBuV/m)	Limits (dBuV/m)	Margin (dB)	Remark
110480.00	38.30	8.20	33.86	45.64	58.28	68.20	9.92	Peak	

Remarks: 1. Emission Level= Antenna Factor + Cable Loss + Reading - Amp factor.
 2. The emission levels that are 20dB below the official limit are not reported.



Data: 35 File: F:\2023 Report\CA122303090R1fcc\1-18\WiFi 5Gband1EM6 (84) Date: 2023-07-18

Site no. : 3m Chamber Data no. : 35
 Dis. / Ant. : 3m 2022 MCTD1209-3006 Ant. pol. : HORIZONTAL
 Limit : FCC 15E PK U-NII-1
 Env. / Ins. : 23.2°C/52.5% Engineer : nier
 Test Mode : Wifi5G 11n20 5240MHz TX

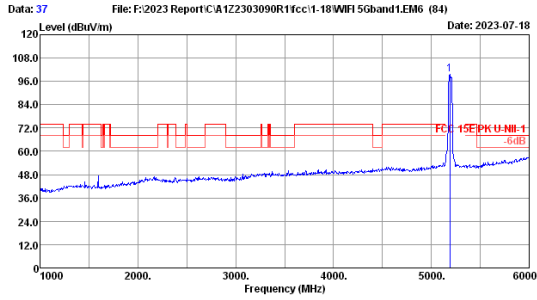


Data: 36 File: F:\2023 Report\CA122303090R1fcc\1-18\WiFi 5Gband1EM6 (84) Date: 2023-07-18

Site no. : 3m Chamber Data no. : 36
 Dis. / Ant. : 3m 2022 MCTD1209-3006 Ant. pol. : HORIZONTAL
 Limit : FCC 15E PK U-NII-1
 Env. / Ins. : 23.2°C/52.5% Engineer : nier
 Test Mode : Wifi5G 11n20 5240MHz TX

No.	Freq. (MHz)	Ant. Factor (dB/m)	Cable Loss (dB)	Amp Loss (dB)	Reading Level (dBuV)	Emission Level (dBuV/m)	Limits (dBuV/m)	Margin (dB)	Remark
110480.00	38.30	8.20	33.86	45.27	57.91	68.20	10.29	Peak	

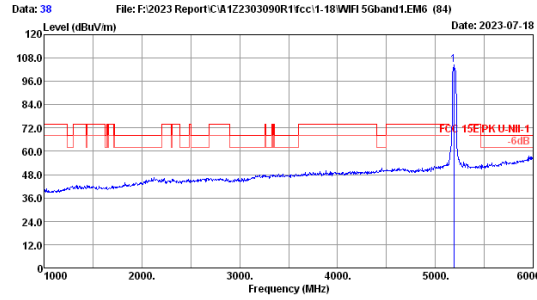
Remarks: 1. Emission Level= Antenna Factor + Cable Loss + Reading - Amp factor.
 2. The emission levels that are 20dB below the official limit are not reported.



Site no. : 3m Chamber Data no. : 37
 Dis. / Ant. : 3m 2022 MCTD1209-3006 Ant. pol. : VERTICAL
 Limit : FCC 15E PK U-NII-1
 Env. / Ins. : 23.2°C/52.5% Engineer : nier
 Test Mode : Wifi5G 11n40 5190MHz TX

No.	Freq. (MHz)	Ant. Factor (dB/m)	Cable Loss (dB)	Amp factor (dB)	Emission Reading (dBuV)	Emission Level (dBuV/m)	Limits (dBuV/m)	Margin (dB)	Remark
1	5190.00	33.27	6.68	33.66	93.19	99.48			Peak

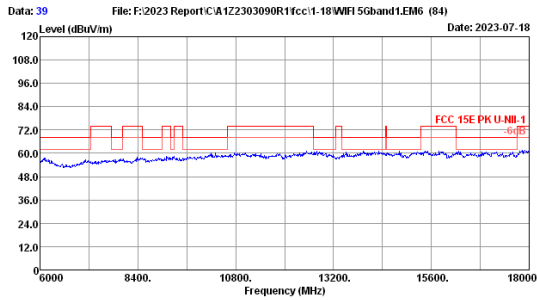
Remarks: 1. Emission Level= Antenna Factor + Cable Loss + Reading -Amp factor.
 2. The emission levels that are 20dB below the official limit are not reported.



Site no. : 3m Chamber Data no. : 38
 Dis. / Ant. : 3m 2022 MCTD1209-3006 Ant. pol. : HORIZONTAL
 Limit : FCC 15E PK U-NII-1
 Env. / Ins. : 23.2°C/52.5% Engineer : nier
 Test Mode : Wifi5G 11n40 5190MHz TX

No.	Freq. (MHz)	Ant. Factor (dB/m)	Cable Loss (dB)	Amp factor (dB)	Emission Reading (dBuV)	Emission Level (dBuV/m)	Limits (dBuV/m)	Margin (dB)	Remark
1	5190.00	33.27	6.68	33.66	98.07	104.36			Peak

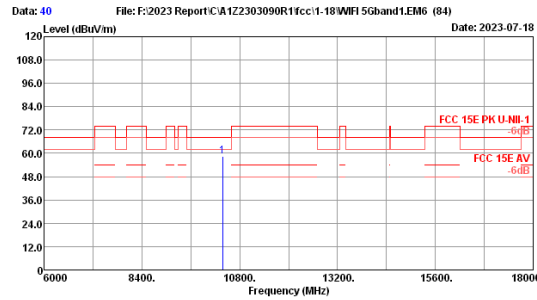
Remarks: 1. Emission Level= Antenna Factor + Cable Loss + Reading -Amp factor.
 2. The emission levels that are 20dB below the official limit are not reported.



Site no. : 3m Chamber Data no. : 39
 Dis. / Ant. : 3m 2022 MCTD1209-3006 Ant. pol. : HORIZONTAL
 Limit : FCC 15E PK U-NII-1
 Env. / Ins. : 23.2°C/52.5% Engineer : nier
 Test Mode : Wifi5G 11n40 5190MHz TX

No.	Freq. (MHz)	Ant. Factor (dB/m)	Cable Loss (dB)	Amp factor (dB)	Emission Reading (dBuV)	Emission Level (dBuV/m)	Limits (dBuV/m)	Margin (dB)	Remark
1	110380.00	38.28	8.18	33.93	45.94	58.47	68.20	9.73	Peak

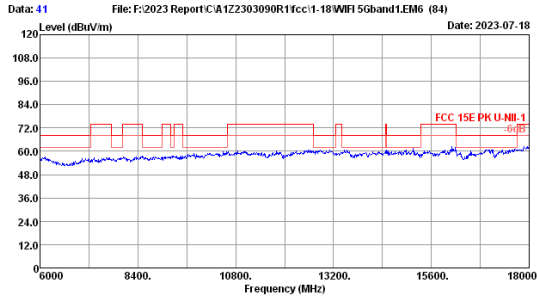
Remarks: 1. Emission Level= Antenna Factor + Cable Loss + Reading -Amp factor.
 2. The emission levels that are 20dB below the official limit are not reported.



Site no. : 3m Chamber Data no. : 40
 Dis. / Ant. : 3m 2022 MCTD1209-3006 Ant. pol. : HORIZONTAL
 Limit : FCC 15E PK U-NII-1
 Env. / Ins. : 23.2°C/52.5% Engineer : nier
 Test Mode : Wifi5G 11n40 5190MHz TX

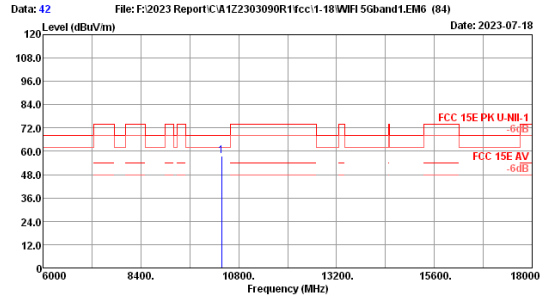
No.	Freq. (MHz)	Ant. Factor (dB/m)	Cable Loss (dB)	Amp factor (dB)	Emission Reading (dBuV)	Emission Level (dBuV/m)	Limits (dBuV/m)	Margin (dB)	Remark
1	110380.00	38.28	8.18	33.93	45.94	58.47	68.20	9.73	Peak

Remarks: 1. Emission Level= Antenna Factor + Cable Loss + Reading -Amp factor.
 2. The emission levels that are 20dB below the official limit are not reported.



File: F:\2023 Report\CA122303090R1fcc1-18\WiFi 5Gband1EM6 (84) Date: 2023-07-18

Site no. : 3m Chamber Data no. : 41
 Dis. / Ant. : 3m 2022 MCTD1209-3006 Ant. pol. : VERTICAL
 Limit : FCC 15E PK U-NII-1
 Env. / Ins. : 23.2°C/52.5% Engineer : nier
 Test Mode : Wifi5G 11n40 5190MHz TX



File: F:\2023 Report\CA122303090R1fcc1-18\WiFi 5Gband1EM6 (84) Date: 2023-07-18

Site no. : 3m Chamber Data no. : 42
 Dis. / Ant. : 3m 2022 MCTD1209-3006 Ant. pol. : VERTICAL
 Limit : FCC 15E PK U-NII-1
 Env. / Ins. : 23.2°C/52.5% Engineer : nier
 Test Mode : Wifi5G 11n40 5190MHz TX

No.	Freq. (MHz)	Ant. Factor (dB/m)	Cable Loss (dB)	Amp Factor (dB)	Reading Level (dBuV)	Emission Level (dBuV/m)	Limits (dBuV/m)	Margin (dB)	Remark
110380.00	38.28	8.18	33.93	44.92	57.45	68.20	10.75	Peak	

Remarks: 1. Emission Level= Antenna Factor + Cable Loss + Reading - Amp factor.
 2. The emission levels that are 20dB below the official limit are not reported.

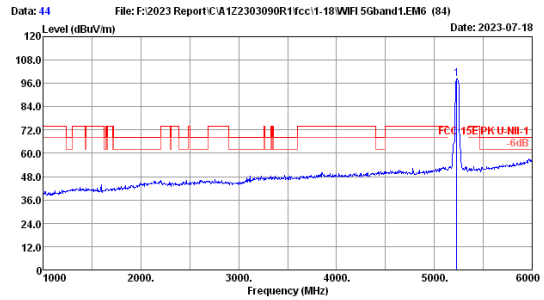


File: F:\2023 Report\CA122303090R1fcc1-18\WiFi 5Gband1EM6 (84) Date: 2023-07-18

Site no. : 3m Chamber Data no. : 43
 Dis. / Ant. : 3m 2022 MCTD1209-3006 Ant. pol. : HORIZONTAL
 Limit : FCC 15E PK U-NII-1
 Env. / Ins. : 23.2°C/52.5% Engineer : nier
 Test Mode : Wifi5G 11n40 5230MHz TX

No.	Freq. (MHz)	Ant. Factor (dB/m)	Cable Loss (dB)	Amp Factor (dB)	Reading Level (dBuV)	Emission Level (dBuV/m)	Limits (dBuV/m)	Margin (dB)	Remark
1	5230.00	33.17	6.69	33.65	97.31	103.52			Peak

Remarks: 1. Emission Level= Antenna Factor + Cable Loss + Reading - Amp factor.
 2. The emission levels that are 20dB below the official limit are not reported.

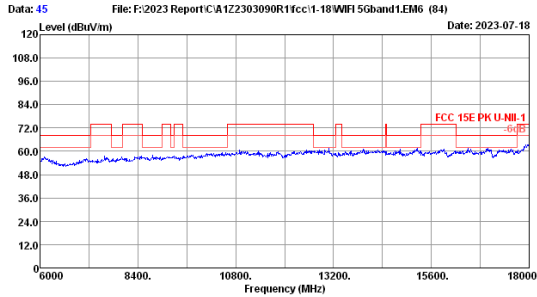


File: F:\2023 Report\CA122303090R1fcc1-18\WiFi 5Gband1EM6 (84) Date: 2023-07-18

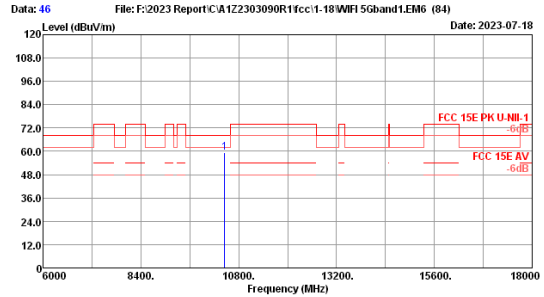
Site no. : 3m Chamber Data no. : 44
 Dis. / Ant. : 3m 2022 MCTD1209-3006 Ant. pol. : VERTICAL
 Limit : FCC 15E PK U-NII-1
 Env. / Ins. : 23.2°C/52.5% Engineer : nier
 Test Mode : Wifi5G 11n40 5230MHz TX

No.	Freq. (MHz)	Ant. Factor (dB/m)	Cable Loss (dB)	Amp Factor (dB)	Reading Level (dBuV)	Emission Level (dBuV/m)	Limits (dBuV/m)	Margin (dB)	Remark
1	5230.00	33.17	6.69	33.65	91.94	98.15			Peak

Remarks: 1. Emission Level= Antenna Factor + Cable Loss + Reading - Amp factor.
 2. The emission levels that are 20dB below the official limit are not reported.



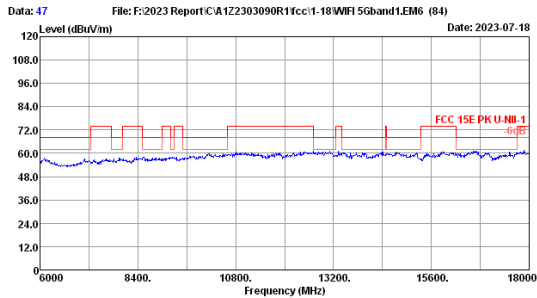
Site no. : 3m Chamber Data no. : 45
 Dis. / Ant. : 3m 2022 MCTD1209-3006 Ant. pol. : VERTICAL
 Limit : FCC 15E PK U-NII-1
 Env. / Ins. : 23.2°C/52.5% Engineer : nier
 Test Mode : Wifi5G 11n40 5230MHz TX



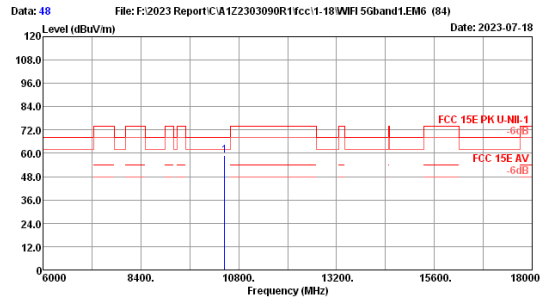
Site no. : 3m Chamber Data no. : 46
 Dis. / Ant. : 3m 2022 MCTD1209-3006 Ant. pol. : VERTICAL
 Limit : FCC 15E PK U-NII-1
 Env. / Ins. : 23.2°C/52.5% Engineer : nier
 Test Mode : Wifi5G 11n40 5230MHz TX

No.	Freq. (MHz)	Ant. Factor (dB/m)	Cable Loss (dB)	Amp Factor (dB)	Reading Level (dBuV)	Emission Level (dBuV/m)	Limits (dBuV/m)	Margin (dB)	Remark
110460.00	38.30	8.19	33.88	46.80	59.41	68.20	8.79	Peak	

Remarks: 1. Emission Level= Antenna Factor + Cable Loss + Reading - Amp factor.
 2. The emission levels that are 20dB below the official limit are not reported.



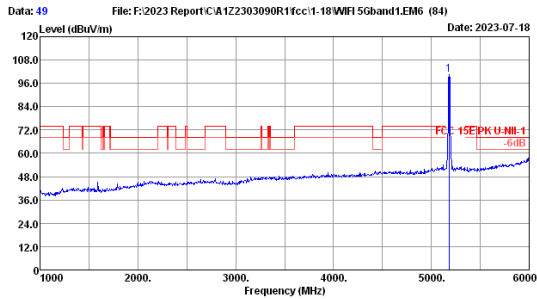
Site no. : 3m Chamber Data no. : 47
 Dis. / Ant. : 3m 2022 MCTD1209-3006 Ant. pol. : HORIZONTAL
 Limit : FCC 15E PK U-NII-1
 Env. / Ins. : 23.2°C/52.5% Engineer : nier
 Test Mode : Wifi5G 11n40 5230MHz TX



Site no. : 3m Chamber Data no. : 48
 Dis. / Ant. : 3m 2022 MCTD1209-3006 Ant. pol. : HORIZONTAL
 Limit : FCC 15E PK U-NII-1
 Env. / Ins. : 23.2°C/52.5% Engineer : nier
 Test Mode : Wifi5G 11n40 5230MHz TX

No.	Freq. (MHz)	Ant. Factor (dB/m)	Cable Loss (dB)	Amp Factor (dB)	Reading Level (dBuV)	Emission Level (dBuV/m)	Limits (dBuV/m)	Margin (dB)	Remark
110460.00	38.30	8.19	33.88	46.49	59.10	68.20	9.10	Peak	

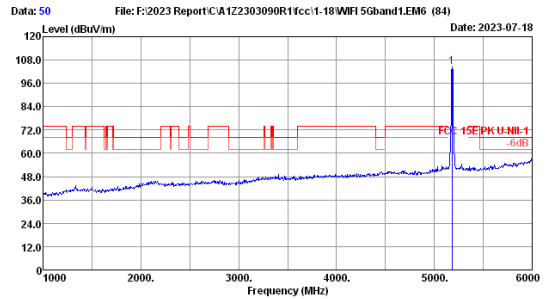
Remarks: 1. Emission Level= Antenna Factor + Cable Loss + Reading - Amp factor.
 2. The emission levels that are 20dB below the official limit are not reported.



Site no. : 3m Chamber Data no. : 49
 Dis. / Ant. : 3m 2022 MCTD1209-3006 Ant. pol. : VERTICAL
 Limit : FCC 15E PK U-NII-1
 Env. / Ins. : 23.2°C/52.5% Engineer : nier
 Test Mode : Wifi5G 11ac20 5180MHz TX

No.	Freq. (MHz)	Ant. Factor (dB/m)	Cable Loss (dB)	Amp factor (dB)	Emission Reading Level (dBuV)	Emission Level (dBuV/m)	Limits (dBuV/m)	Margin (dB)	Remark
1	5180.00	33.27	6.67	33.66	94.44	100.72			Peak

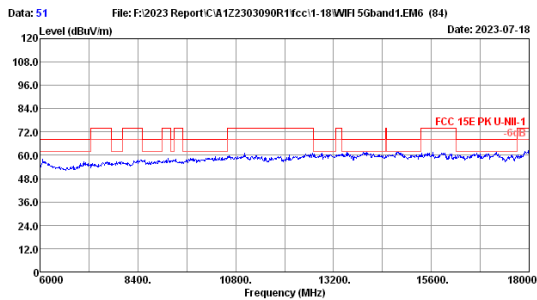
Remarks: 1. Emission Level= Antenna Factor + Cable Loss + Reading -Amp factor.
 2. The emission levels that are 20dB below the official limit are not reported.



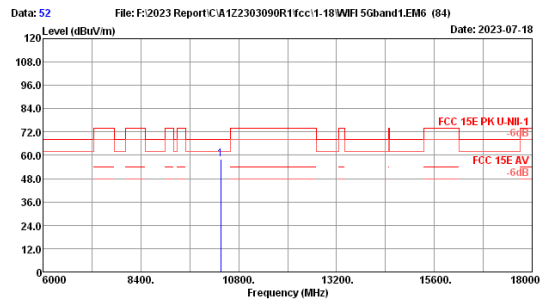
Site no. : 3m Chamber Data no. : 50
 Dis. / Ant. : 3m 2022 MCTD1209-3006 Ant. pol. : HORIZONTAL
 Limit : FCC 15E PK U-NII-1
 Env. / Ins. : 23.2°C/52.5% Engineer : nier
 Test Mode : Wifi5G 11ac20 5180MHz TX

No.	Freq. (MHz)	Ant. Factor (dB/m)	Cable Loss (dB)	Amp factor (dB)	Emission Reading Level (dBuV)	Emission Level (dBuV/m)	Limits (dBuV/m)	Margin (dB)	Remark
1	5180.00	33.27	6.67	33.66	98.07	104.35			Peak

Remarks: 1. Emission Level= Antenna Factor + Cable Loss + Reading -Amp factor.
 2. The emission levels that are 20dB below the official limit are not reported.



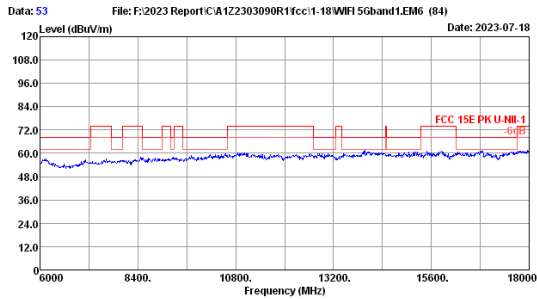
Site no. : 3m Chamber Data no. : 51
 Dis. / Ant. : 3m 2022 MCTD1209-3006 Ant. pol. : HORIZONTAL
 Limit : FCC 15E PK U-NII-1
 Env. / Ins. : 23.2°C/52.5% Engineer : nier
 Test Mode : Wifi5G 11ac20 5180MHz TX



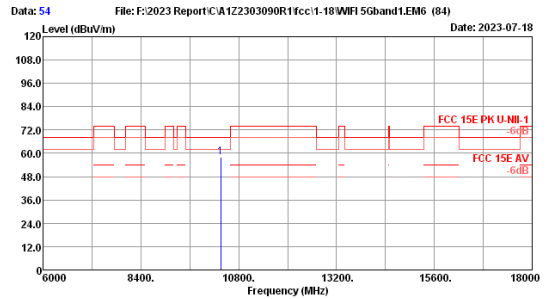
Site no. : 3m Chamber Data no. : 52
 Dis. / Ant. : 3m 2022 MCTD1209-3006 Ant. pol. : HORIZONTAL
 Limit : FCC 15E PK U-NII-1
 Env. / Ins. : 23.2°C/52.5% Engineer : nier
 Test Mode : Wifi5G 11ac20 5180MHz TX

No.	Freq. (MHz)	Ant. Factor (dB/m)	Cable Loss (dB)	Amp factor (dB)	Emission Reading Level (dBuV)	Emission Level (dBuV/m)	Limits (dBuV/m)	Margin (dB)	Remark
1	110360.00	38.27	8.17	33.95	45.37	57.86	68.20	10.34	Peak

Remarks: 1. Emission Level= Antenna Factor + Cable Loss + Reading -Amp factor.
 2. The emission levels that are 20dB below the official limit are not reported.



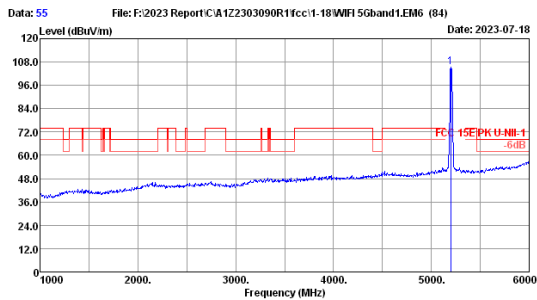
Site no. : 3m Chamber Data no. : 53
 Dis. / Ant. : 3m 2022 MCTD1209-3006 Ant. pol. : VERTICAL
 Limit : FCC 15E PK U-NII-1
 Env. / Ins. : 23.2°C/52.5% Engineer : nier
 Test Mode : Wifi5G 11ac20 5180MHz TX



Site no. : 3m Chamber Data no. : 54
 Dis. / Ant. : 3m 2022 MCTD1209-3006 Ant. pol. : VERTICAL
 Limit : FCC 15E PK U-NII-1
 Env. / Ins. : 23.2°C/52.5% Engineer : nier
 Test Mode : Wifi5G 11ac20 5180MHz TX

No.	Freq. (MHz)	Ant. Factor (dB/m)	Cable Loss (dB)	Amp Factor (dB)	Reading Level (dBuV)	Emission Level (dBuV/m)	Limits (dBuV/m)	Margin (dB)	Remark
110360.00	38.27	8.17	33.95	45.38	57.87	68.20	10.33	Peak	

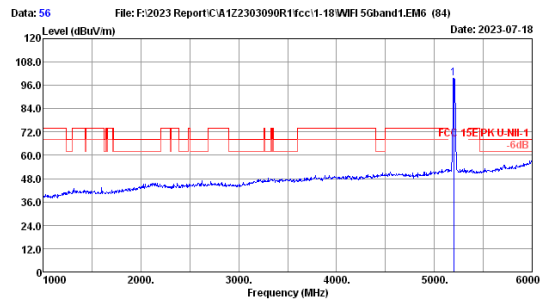
Remarks: 1. Emission Level= Antenna Factor + Cable Loss + Reading - Amp factor.
 2. The emission levels that are 20dB below the official limit are not reported.



Site no. : 3m Chamber Data no. : 55
 Dis. / Ant. : 3m 2022 MCTD1209-3006 Ant. pol. : HORIZONTAL
 Limit : FCC 15E PK U-NII-1
 Env. / Ins. : 23.2°C/52.5% Engineer : nier
 Test Mode : Wifi5G 11ac20 5200MHz TX

No.	Freq. (MHz)	Ant. Factor (dB/m)	Cable Loss (dB)	Amp Factor (dB)	Reading Level (dBuV)	Emission Level (dBuV/m)	Limits (dBuV/m)	Margin (dB)	Remark
1	5200.00	33.30	6.68	33.66	99.11	105.43			Peak

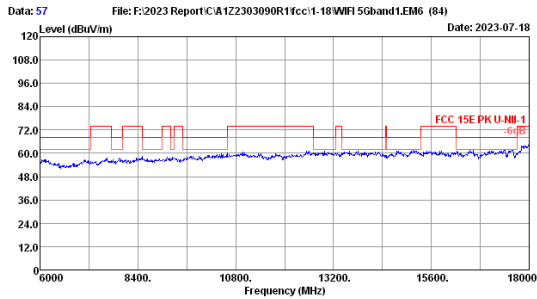
Remarks: 1. Emission Level= Antenna Factor + Cable Loss + Reading - Amp factor.
 2. The emission levels that are 20dB below the official limit are not reported.



Site no. : 3m Chamber Data no. : 56
 Dis. / Ant. : 3m 2022 MCTD1209-3006 Ant. pol. : VERTICAL
 Limit : FCC 15E PK U-NII-1
 Env. / Ins. : 23.2°C/52.5% Engineer : nier
 Test Mode : Wifi5G 11ac20 5200MHz TX

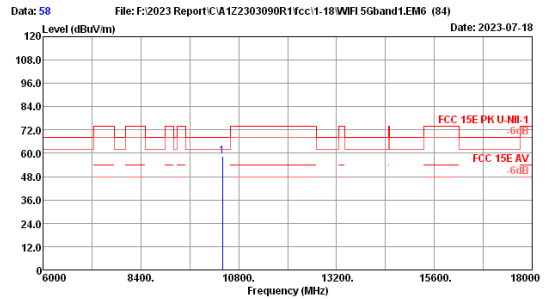
No.	Freq. (MHz)	Ant. Factor (dB/m)	Cable Loss (dB)	Amp Factor (dB)	Reading Level (dBuV)	Emission Level (dBuV/m)	Limits (dBuV/m)	Margin (dB)	Remark
1	5200.00	33.30	6.68	33.66	93.41	99.73			Peak

Remarks: 1. Emission Level= Antenna Factor + Cable Loss + Reading - Amp factor.
 2. The emission levels that are 20dB below the official limit are not reported.



Data: 57 File: F:\2023 Report\CA122303090R1fcc\1-18\WiFi 5Gband1EM6 (84) Date: 2023-07-18

Site no. : 3m Chamber Data no. : 57
 Dis. / Ant. : 3m 2022 MCTD1209-3006 Ant. pol. : VERTICAL
 Limit : FCC 15E PK U-NII-1
 Env. / Ins. : 23.2°C/52.5% Engineer : nier
 Test Mode : Wifi5G 11ac20 5200MHz TX

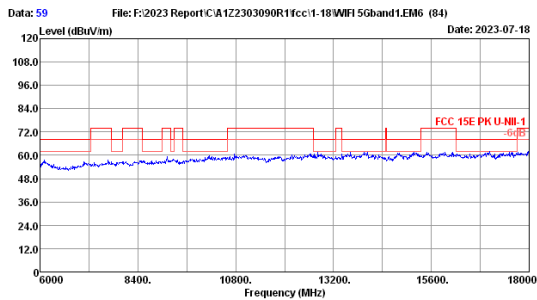


Data: 58 File: F:\2023 Report\CA122303090R1fcc\1-18\WiFi 5Gband1EM6 (84) Date: 2023-07-18

Site no. : 3m Chamber Data no. : 58
 Dis. / Ant. : 3m 2022 MCTD1209-3006 Ant. pol. : VERTICAL
 Limit : FCC 15E PK U-NII-1
 Env. / Ins. : 23.2°C/52.5% Engineer : nier
 Test Mode : Wifi5G 11ac20 5200MHz TX

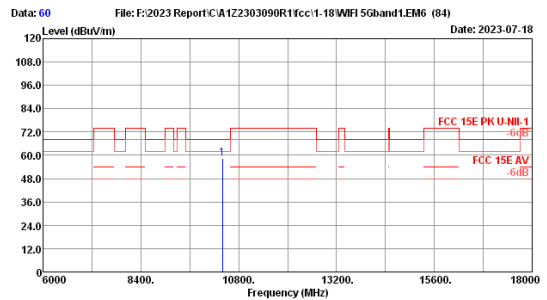
No.	Freq. (MHz)	Ant. Factor (dB/m)	Cable Loss (dB)	Amp Factor (dB)	Reading Level (dBuV)	Emission Level (dBuV/m)	Limits (dBuV/m)	Margin (dB)	Remark
110400.00	38.30	8.18	33.91	45.67	58.24	68.20	9.96	Peak	

Remarks: 1. Emission Level= Antenna Factor + Cable Loss + Reading - Amp factor.
 2. The emission levels that are 20dB below the official limit are not reported.



Data: 59 File: F:\2023 Report\CA122303090R1fcc\1-18\WiFi 5Gband1EM6 (84) Date: 2023-07-18

Site no. : 3m Chamber Data no. : 59
 Dis. / Ant. : 3m 2022 MCTD1209-3006 Ant. pol. : HORIZONTAL
 Limit : FCC 15E PK U-NII-1
 Env. / Ins. : 23.2°C/52.5% Engineer : nier
 Test Mode : Wifi5G 11ac20 5200MHz TX

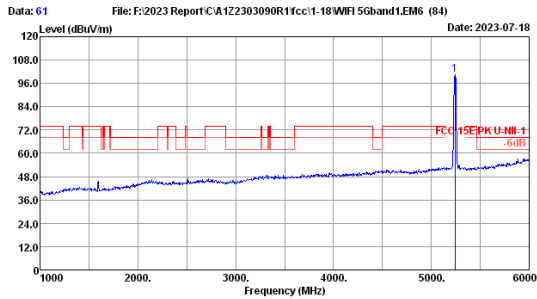


Data: 60 File: F:\2023 Report\CA122303090R1fcc\1-18\WiFi 5Gband1EM6 (84) Date: 2023-07-18

Site no. : 3m Chamber Data no. : 60
 Dis. / Ant. : 3m 2022 MCTD1209-3006 Ant. pol. : HORIZONTAL
 Limit : FCC 15E PK U-NII-1
 Env. / Ins. : 23.2°C/52.5% Engineer : nier
 Test Mode : Wifi5G 11ac20 5200MHz TX

No.	Freq. (MHz)	Ant. Factor (dB/m)	Cable Loss (dB)	Amp Factor (dB)	Reading Level (dBuV)	Emission Level (dBuV/m)	Limits (dBuV/m)	Margin (dB)	Remark
110400.00	38.30	8.18	33.91	45.93	58.50	68.20	9.70	Peak	

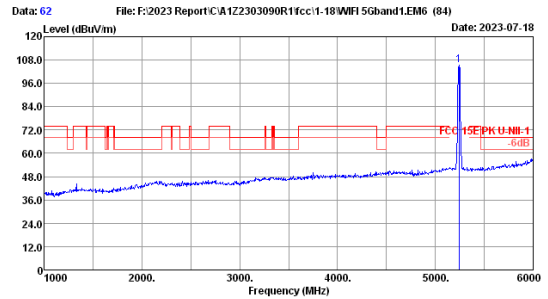
Remarks: 1. Emission Level= Antenna Factor + Cable Loss + Reading - Amp factor.
 2. The emission levels that are 20dB below the official limit are not reported.



Site no. : 3m Chamber Data no. : 61
 Dis. / Ant. : 3m 2022 MCTD1209-3006 Ant. pol. : VERTICAL
 Limit : FCC 15E PK U-NII-1
 Env. / Ins. : 23.2°C/52.5% Engineer : nier
 Test Mode : Wifi5G 11ac20 5240MHz TX

No.	Freq. (MHz)	Ant. Factor (dB/m)	Cable Loss (dB)	Amp factor (dB)	Emission Reading Level (dBuV)	Emission Level (dBuV/m)	Limits (dBuV/m)	Margin (dB)	Remark
1	5240.00	33.17	6.70	33.65	94.41	100.63			Peak

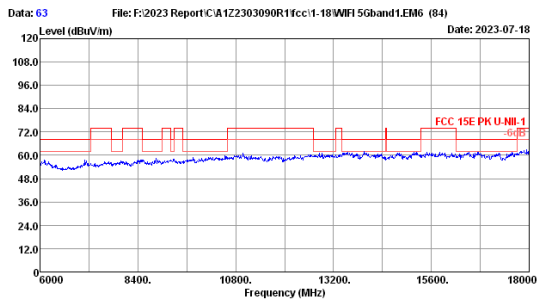
Remarks: 1. Emission Level= Antenna Factor + Cable Loss + Reading -Amp factor.
 2. The emission levels that are 20dB below the official limit are not reported.



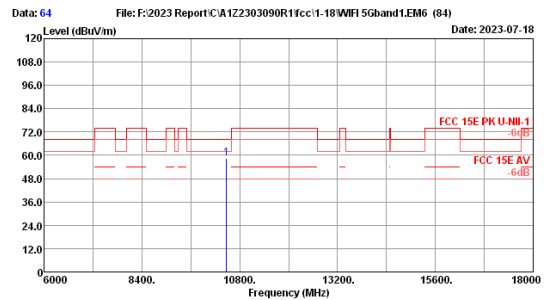
Site no. : 3m Chamber Data no. : 62
 Dis. / Ant. : 3m 2022 MCTD1209-3006 Ant. pol. : HORIZONTAL
 Limit : FCC 15E PK U-NII-1
 Env. / Ins. : 23.2°C/52.5% Engineer : nier
 Test Mode : Wifi5G 11ac20 5240MHz TX

No.	Freq. (MHz)	Ant. Factor (dB/m)	Cable Loss (dB)	Amp factor (dB)	Emission Reading Level (dBuV)	Emission Level (dBuV/m)	Limits (dBuV/m)	Margin (dB)	Remark
1	5240.00	33.17	6.70	33.65	98.97	105.19			Peak

Remarks: 1. Emission Level= Antenna Factor + Cable Loss + Reading -Amp factor.
 2. The emission levels that are 20dB below the official limit are not reported.



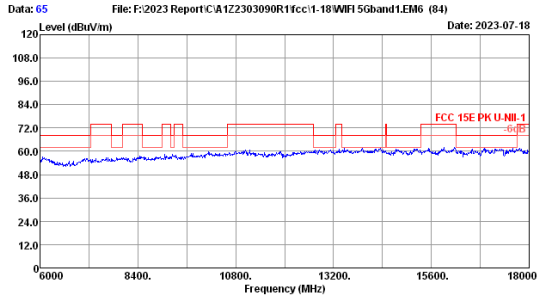
Site no. : 3m Chamber Data no. : 63
 Dis. / Ant. : 3m 2022 MCTD1209-3006 Ant. pol. : HORIZONTAL
 Limit : FCC 15E PK U-NII-1
 Env. / Ins. : 23.2°C/52.5% Engineer : nier
 Test Mode : Wifi5G 11ac20 5240MHz TX



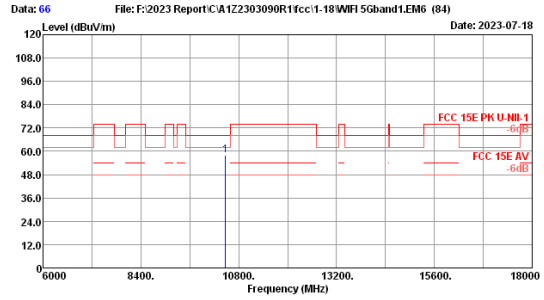
Site no. : 3m Chamber Data no. : 64
 Dis. / Ant. : 3m 2022 MCTD1209-3006 Ant. pol. : HORIZONTAL
 Limit : FCC 15E PK U-NII-1
 Env. / Ins. : 23.2°C/52.5% Engineer : nier
 Test Mode : Wifi5G 11ac20 5240MHz TX

No.	Freq. (MHz)	Ant. Factor (dB/m)	Cable Loss (dB)	Amp factor (dB)	Emission Reading Level (dBuV)	Emission Level (dBuV/m)	Limits (dBuV/m)	Margin (dB)	Remark
1	110480.00	38.30	8.20	33.86	45.62	58.26	68.20	9.94	Peak

Remarks: 1. Emission Level= Antenna Factor + Cable Loss + Reading -Amp factor.
 2. The emission levels that are 20dB below the official limit are not reported.



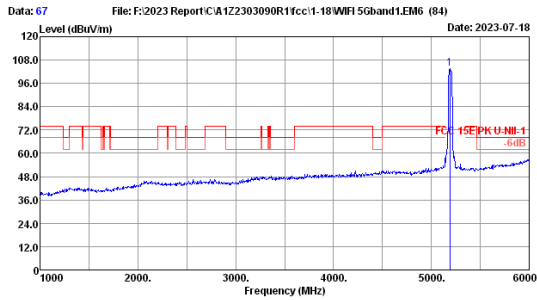
Site no. : 3m Chamber Data no. : 65
 Dis. / Ant. : 3m 2022 MCTD1209-3006 Ant. pol. : VERTICAL
 Limit : FCC 15E PK U-NII-1
 Env. / Ins. : 23.2°C/52.5% Engineer : nier
 Test Mode : Wifi5G 11ac20 5240MHz TX



Site no. : 3m Chamber Data no. : 66
 Dis. / Ant. : 3m 2022 MCTD1209-3006 Ant. pol. : VERTICAL
 Limit : FCC 15E PK U-NII-1
 Env. / Ins. : 23.2°C/52.5% Engineer : nier
 Test Mode : Wifi5G 11ac20 5240MHz TX

No.	Freq. (MHz)	Ant. Factor (dB/m)	Cable Loss (dB)	Amp Factor (dB)	Reading Level (dBuV)	Emission Level (dBuV/m)	Limits (dBuV/m)	Margin (dB)	Remark
110480.00	38.30	8.20	33.86	45.45	58.09	68.20	10.11	Peak	

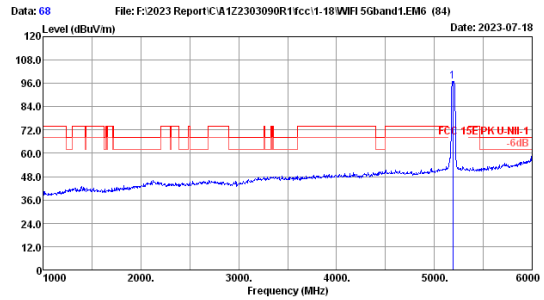
Remarks: 1. Emission Level= Antenna Factor + Cable Loss + Reading - Amp factor.
 2. The emission levels that are 20dB below the official limit are not reported.



Site no. : 3m Chamber Data no. : 67
 Dis. / Ant. : 3m 2022 MCTD1209-3006 Ant. pol. : HORIZONTAL
 Limit : FCC 15E PK U-NII-1
 Env. / Ins. : 23.2°C/52.5% Engineer : nier
 Test Mode : Wifi5G 11ac40 5190MHz TX

No.	Freq. (MHz)	Ant. Factor (dB/m)	Cable Loss (dB)	Amp Factor (dB)	Reading Level (dBuV)	Emission Level (dBuV/m)	Limits (dBuV/m)	Margin (dB)	Remark
1	5190.00	33.27	6.68	33.66	97.31	103.60	-----	-----	Peak

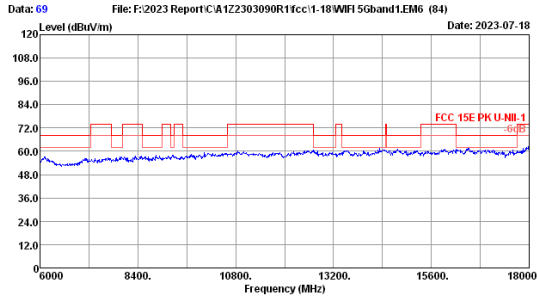
Remarks: 1. Emission Level= Antenna Factor + Cable Loss + Reading - Amp factor.
 2. The emission levels that are 20dB below the official limit are not reported.



Site no. : 3m Chamber Data no. : 68
 Dis. / Ant. : 3m 2022 MCTD1209-3006 Ant. pol. : VERTICAL
 Limit : FCC 15E PK U-NII-1
 Env. / Ins. : 23.2°C/52.5% Engineer : nier
 Test Mode : Wifi5G 11ac40 5190MHz TX

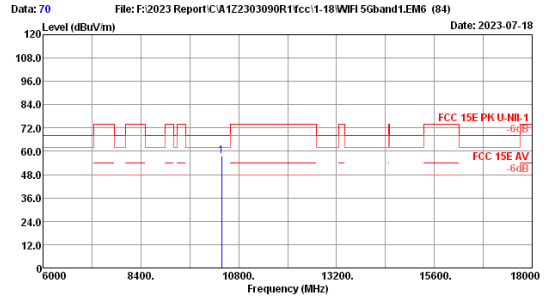
No.	Freq. (MHz)	Ant. Factor (dB/m)	Cable Loss (dB)	Amp Factor (dB)	Reading Level (dBuV)	Emission Level (dBuV/m)	Limits (dBuV/m)	Margin (dB)	Remark
1	5190.00	33.27	6.68	33.66	90.89	97.18	-----	-----	Peak

Remarks: 1. Emission Level= Antenna Factor + Cable Loss + Reading - Amp factor.
 2. The emission levels that are 20dB below the official limit are not reported.



Data: 69 File: F:\2023 Report\CA122303090R1fcc1-18\WiFi 5Gband1EM6 (84) Date: 2023-07-18

Site no. : 3m Chamber Data no. : 69
 Dis. / Ant. : 3m 2022 MCTD1209-3006 Ant. pol. : VERTICAL
 Limit : FCC 15E PK U-NII-1
 Env. / Ins. : 23.2°C/52.5% Engineer : nier
 Test Mode : Wifi5G 11ac40 5190MHz TX

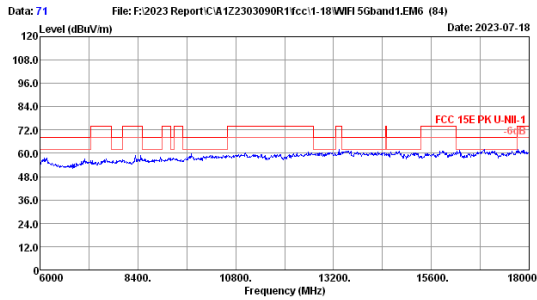


Data: 70 File: F:\2023 Report\CA122303090R1fcc1-18\WiFi 5Gband1EM6 (84) Date: 2023-07-18

Site no. : 3m Chamber Data no. : 70
 Dis. / Ant. : 3m 2022 MCTD1209-3006 Ant. pol. : VERTICAL
 Limit : FCC 15E PK U-NII-1
 Env. / Ins. : 23.2°C/52.5% Engineer : nier
 Test Mode : Wifi5G 11ac40 5190MHz TX

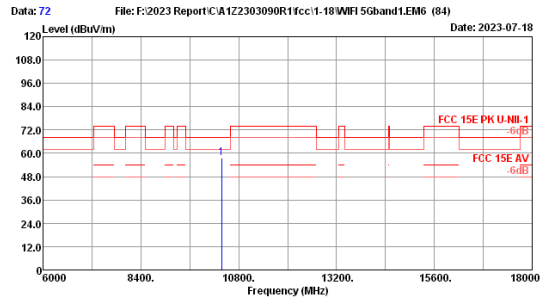
No.	Freq. (MHz)	Ant. Factor (dB/m)	Cable Loss (dB)	Amp Factor (dB)	Reading Level (dBuV)	Emission Level (dBuV/m)	Limits (dBuV/m)	Margin (dB)	Remark
110380.00	38.28	8.18	33.93	45.25	57.78	68.20	10.42	Peak	

Remarks: 1. Emission Level= Antenna Factor + Cable Loss + Reading - Amp factor.
 2. The emission levels that are 20dB below the official limit are not reported.



Data: 71 File: F:\2023 Report\CA122303090R1fcc1-18\WiFi 5Gband1EM6 (84) Date: 2023-07-18

Site no. : 3m Chamber Data no. : 71
 Dis. / Ant. : 3m 2022 MCTD1209-3006 Ant. pol. : HORIZONTAL
 Limit : FCC 15E PK U-NII-1
 Env. / Ins. : 23.2°C/52.5% Engineer : nier
 Test Mode : Wifi5G 11ac40 5190MHz TX

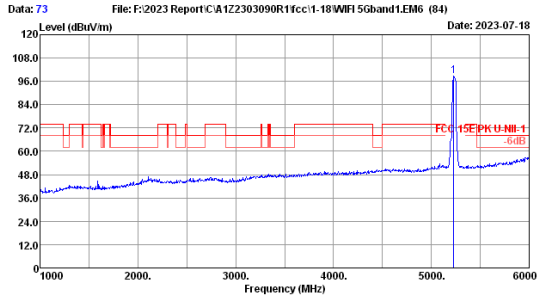


Data: 72 File: F:\2023 Report\CA122303090R1fcc1-18\WiFi 5Gband1EM6 (84) Date: 2023-07-18

Site no. : 3m Chamber Data no. : 72
 Dis. / Ant. : 3m 2022 MCTD1209-3006 Ant. pol. : HORIZONTAL
 Limit : FCC 15E PK U-NII-1
 Env. / Ins. : 23.2°C/52.5% Engineer : nier
 Test Mode : Wifi5G 11ac40 5190MHz TX

No.	Freq. (MHz)	Ant. Factor (dB/m)	Cable Loss (dB)	Amp Factor (dB)	Reading Level (dBuV)	Emission Level (dBuV/m)	Limits (dBuV/m)	Margin (dB)	Remark
110380.00	38.28	8.18	33.93	45.19	57.72	68.20	10.48	Peak	

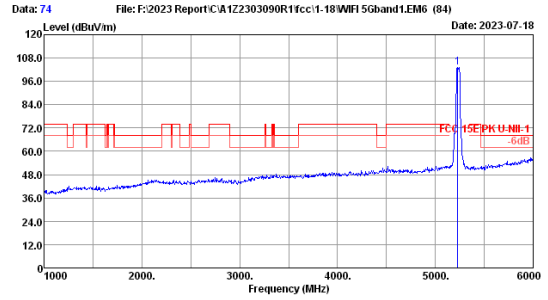
Remarks: 1. Emission Level= Antenna Factor + Cable Loss + Reading - Amp factor.
 2. The emission levels that are 20dB below the official limit are not reported.



Site no. : 3m Chamber Data no. : 73
 Dis. / Ant. : 3m 2022 MCTD1209-3006 Ant. pol. : VERTICAL
 Limit : FCC 15E PK U-NII-1
 Env. / Ins. : 23.2°C/52.5% Engineer : nier
 Test Mode : Wifi5G 11ac40 5230MHz TX

No.	Freq. (MHz)	Ant. Factor (dB/m)	Cable Loss (dB)	Amp factor (dB)	Emission Reading Level (dBuV)	Emission Level (dBuV/m)	Limits (dBuV/m)	Margin (dB)	Remark
1	5230.00	33.17	6.69	33.65	92.40	98.61			Peak

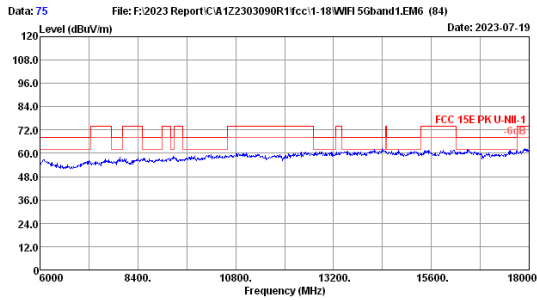
Remarks: 1. Emission Level= Antenna Factor + Cable Loss + Reading -Amp factor.
 2. The emission levels that are 20dB below the official limit are not reported.



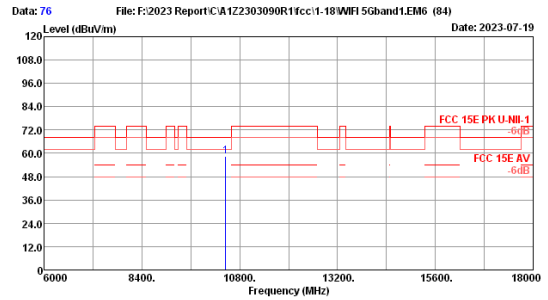
Site no. : 3m Chamber Data no. : 74
 Dis. / Ant. : 3m 2022 MCTD1209-3006 Ant. pol. : HORIZONTAL
 Limit : FCC 15E PK U-NII-1
 Env. / Ins. : 23.2°C/52.5% Engineer : nier
 Test Mode : Wifi5G 11ac40 5230MHz TX

No.	Freq. (MHz)	Ant. Factor (dB/m)	Cable Loss (dB)	Amp factor (dB)	Emission Reading Level (dBuV)	Emission Level (dBuV/m)	Limits (dBuV/m)	Margin (dB)	Remark
1	5230.00	33.17	6.69	33.65	96.98	103.19			Peak

Remarks: 1. Emission Level= Antenna Factor + Cable Loss + Reading -Amp factor.
 2. The emission levels that are 20dB below the official limit are not reported.



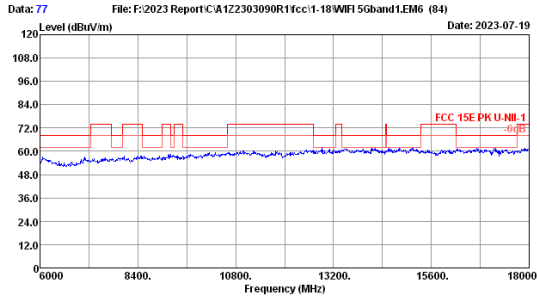
Site no. : 3m Chamber Data no. : 75
 Dis. / Ant. : 3m 2022 MCTD1209-3006 Ant. pol. : HORIZONTAL
 Limit : FCC 15E PK U-NII-1
 Env. / Ins. : 23.2°C/52.5% Engineer : nier
 Test Mode : Wifi5G 11ac40 5230MHz TX



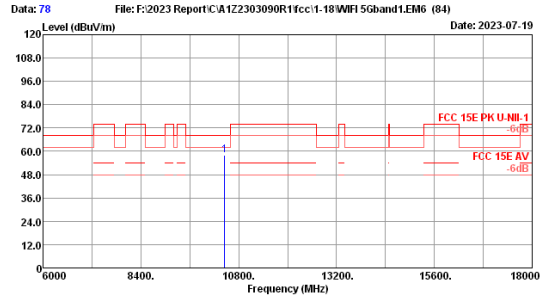
Site no. : 3m Chamber Data no. : 76
 Dis. / Ant. : 3m 2022 MCTD1209-3006 Ant. pol. : HORIZONTAL
 Limit : FCC 15E PK U-NII-1
 Env. / Ins. : 23.2°C/52.5% Engineer : nier
 Test Mode : Wifi5G 11ac40 5230MHz TX

No.	Freq. (MHz)	Ant. Factor (dB/m)	Cable Loss (dB)	Amp factor (dB)	Emission Reading Level (dBuV)	Emission Level (dBuV/m)	Limits (dBuV/m)	Margin (dB)	Remark
1	11046.00	38.30	8.19	33.88	45.70	58.31	68.20	9.89	Peak

Remarks: 1. Emission Level= Antenna Factor + Cable Loss + Reading -Amp factor.
 2. The emission levels that are 20dB below the official limit are not reported.



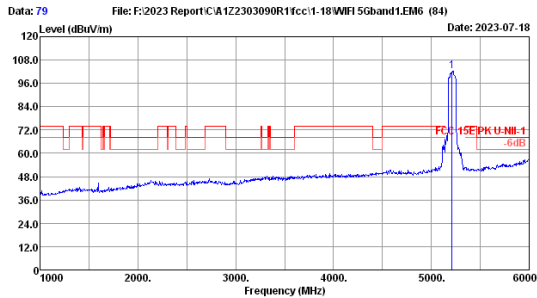
Site no. : 3m Chamber Data no. : 77
 Dis. / Ant. : 3m 2022 MCTD1209-3006 Ant. pol. : VERTICAL
 Limit : FCC 15E PK U-NII-1
 Env. / Ins. : 23.2°C/52.5% Engineer : nier
 Test Mode : Wifi5G 11ac40 5230MHz TX



Site no. : 3m Chamber Data no. : 78
 Dis. / Ant. : 3m 2022 MCTD1209-3006 Ant. pol. : VERTICAL
 Limit : FCC 15E PK U-NII-1
 Env. / Ins. : 23.2°C/52.5% Engineer : nier
 Test Mode : Wifi5G 11ac40 5230MHz TX

No.	Freq. (MHz)	Ant. Factor (dB/m)	Cable Loss (dB)	Amp Factor (dB)	Reading Level (dBuV)	Emission Level (dBuV/m)	Limits (dBuV/m)	Margin (dB)	Remark
110460.00	38.30	8.19	33.88	45.54	58.15	68.20	10.05	Peak	

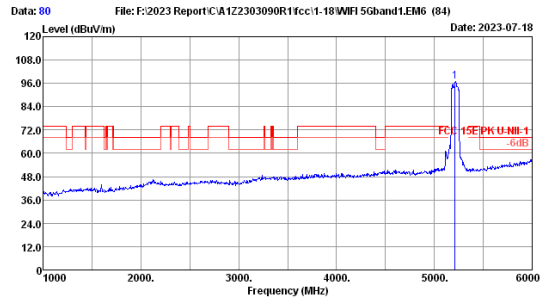
Remarks: 1. Emission Level= Antenna Factor + Cable Loss + Reading - Amp factor.
 2. The emission levels that are 20dB below the official limit are not reported.



Site no. : 3m Chamber Data no. : 79
 Dis. / Ant. : 3m 2022 MCTD1209-3006 Ant. pol. : HORIZONTAL
 Limit : FCC 15E PK U-NII-1
 Env. / Ins. : 23.2°C/52.5% Engineer : nier
 Test Mode : Wifi5G 11ac80 5210MHz TX

No.	Freq. (MHz)	Ant. Factor (dB/m)	Cable Loss (dB)	Amp Factor (dB)	Reading Level (dBuV)	Emission Level (dBuV/m)	Limits (dBuV/m)	Margin (dB)	Remark
1	5210.00	33.23	6.68	33.66	96.20	102.45			Peak

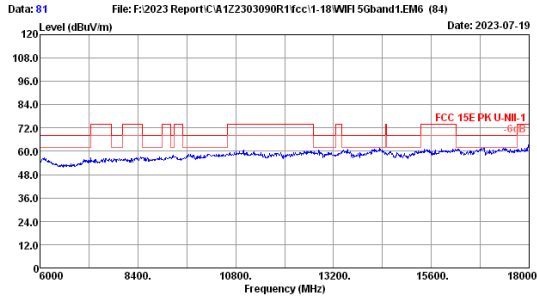
Remarks: 1. Emission Level= Antenna Factor + Cable Loss + Reading - Amp factor.
 2. The emission levels that are 20dB below the official limit are not reported.



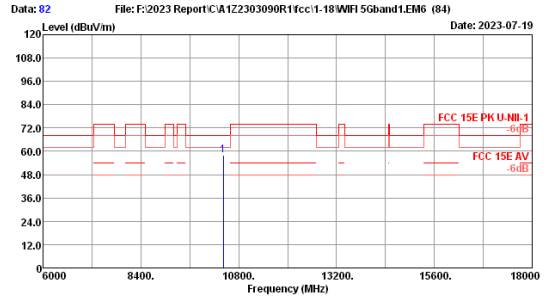
Site no. : 3m Chamber Data no. : 80
 Dis. / Ant. : 3m 2022 MCTD1209-3006 Ant. pol. : VERTICAL
 Limit : FCC 15E PK U-NII-1
 Env. / Ins. : 23.2°C/52.5% Engineer : nier
 Test Mode : Wifi5G 11ac80 5210MHz TX

No.	Freq. (MHz)	Ant. Factor (dB/m)	Cable Loss (dB)	Amp Factor (dB)	Reading Level (dBuV)	Emission Level (dBuV/m)	Limits (dBuV/m)	Margin (dB)	Remark
1	5210.00	33.23	6.68	33.66	90.94	97.19			Peak

Remarks: 1. Emission Level= Antenna Factor + Cable Loss + Reading - Amp factor.
 2. The emission levels that are 20dB below the official limit are not reported.



Site no. : 3m Chamber Data no. : 81
 Dis. / Ant. : 3m 2022 MCTD1209-3006 Ant. pol. : VERTICAL
 Limit : FCC 15E PK U-NII-1
 Env. / Ins. : 23.2°C/52.5% Engineer : nier
 Test Mode : Wifi5G 11ac80 5210MHz TX

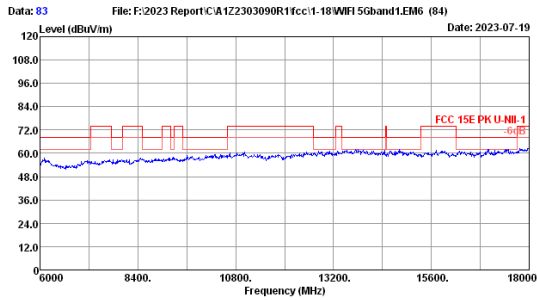


Site no. : 3m Chamber Data no. : 82
 Dis. / Ant. : 3m 2022 MCTD1209-3006 Ant. pol. : VERTICAL
 Limit : FCC 15E PK U-NII-1
 Env. / Ins. : 23.2°C/52.5% Engineer : nier
 Test Mode : Wifi5G 11ac80 5210MHz TX

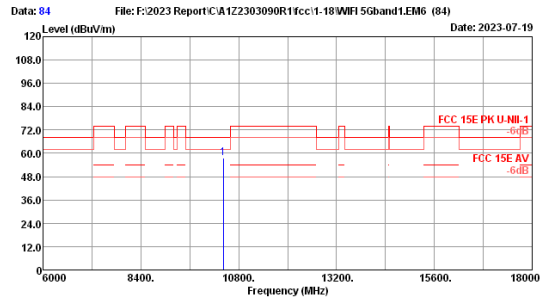
No.	Freq. (MHz)	Ant. Factor (dB/m)	Cable Loss (dB)	Amp Factor (dB)	Reading Level (dBuV)	Emission Level (dBuV/m)	Limits (dBuV/m)	Margin (dB)	Remark
-----	-------------	--------------------	-----------------	-----------------	----------------------	-------------------------	-----------------	-------------	--------

110420.00	38.30	8.18	33.91	45.32	57.89	68.20	10.31	Peak
-----------	-------	------	-------	-------	-------	-------	-------	------

Remarks: 1. Emission Level= Antenna Factor + Cable Loss + Reading - Amp factor.
 2. The emission levels that are 20dB below the official limit are not reported.



Site no. : 3m Chamber Data no. : 83
 Dis. / Ant. : 3m 2022 MCTD1209-3006 Ant. pol. : HORIZONTAL
 Limit : FCC 15E PK U-NII-1
 Env. / Ins. : 23.2°C/52.5% Engineer : nier
 Test Mode : Wifi5G 11ac80 5210MHz TX



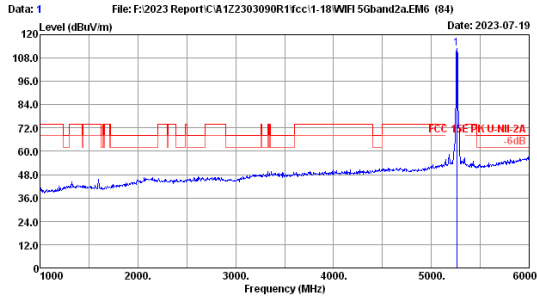
Site no. : 3m Chamber Data no. : 84
 Dis. / Ant. : 3m 2022 MCTD1209-3006 Ant. pol. : HORIZONTAL
 Limit : FCC 15E PK U-NII-1
 Env. / Ins. : 23.2°C/52.5% Engineer : nier
 Test Mode : Wifi5G 11ac80 5210MHz TX

No.	Freq. (MHz)	Ant. Factor (dB/m)	Cable Loss (dB)	Amp Factor (dB)	Reading Level (dBuV)	Emission Level (dBuV/m)	Limits (dBuV/m)	Margin (dB)	Remark
-----	-------------	--------------------	-----------------	-----------------	----------------------	-------------------------	-----------------	-------------	--------

110420.00	38.30	8.18	33.91	45.06	57.63	68.20	10.57	Peak
-----------	-------	------	-------	-------	-------	-------	-------	------

Remarks: 1. Emission Level= Antenna Factor + Cable Loss + Reading - Amp factor.
 2. The emission levels that are 20dB below the official limit are not reported.

U-NII-2A Band:

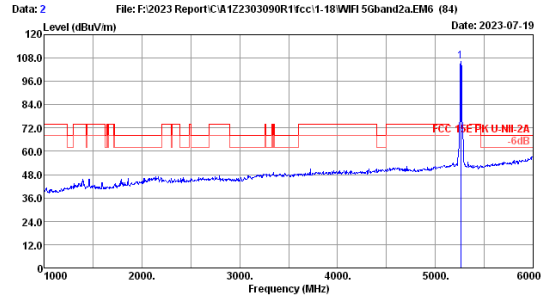


File: F:\2023 Report\CA122303090R1fcc\1-18\WiFi 5Gband2a.EM6 (84) Date: 2023-07-19

Site no. : 3m Chamber Data no. : 1
 Dis. / Ant. : 3m 2022 MCTD1209-3006 Ant. pol. : HORIZONTAL
 Limit : FCC 15E PK U-NII-2A
 Env. / Ins. : 23.2°C/52.5% Engineer : nier
 Test Mode : Wifi5G 11a 5260MHz TX

No.	Freq. (MHz)	Ant. Factor (dB/m)	Cable Loss (dB)	Amp factor (dB)	Emission Reading (dBuV)	Emission Level (dBuV/m)	Limits (dBuV/m)	Margin (dB)	Remark
1	5260.00	33.10	6.70	33.65	106.67	112.82	-----	-----	Peak

Remarks: 1. Emission Level= Antenna Factor + Cable Loss + Reading -Amp factor.
 2. The emission levels that are 20dB below the official limit are not reported.

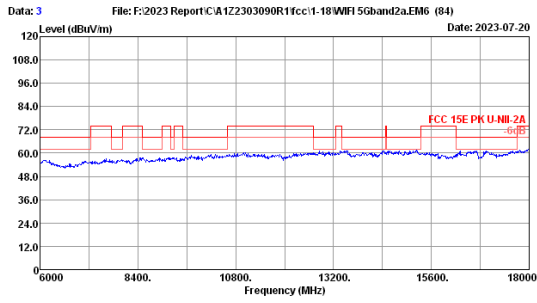


File: F:\2023 Report\CA122303090R1fcc\1-18\WiFi 5Gband2a.EM6 (84) Date: 2023-07-19

Site no. : 3m Chamber Data no. : 2
 Dis. / Ant. : 3m 2022 MCTD1209-3006 Ant. pol. : VERTICAL
 Limit : FCC 15E PK U-NII-2A
 Env. / Ins. : 23.2°C/52.5% Engineer : nier
 Test Mode : Wifi5G 11a 5260MHz TX

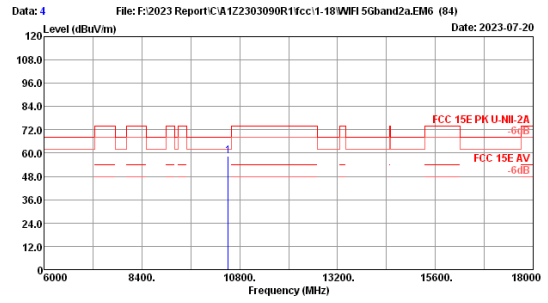
No.	Freq. (MHz)	Ant. Factor (dB/m)	Cable Loss (dB)	Amp factor (dB)	Emission Reading (dBuV)	Emission Level (dBuV/m)	Limits (dBuV/m)	Margin (dB)	Remark
1	5260.00	33.10	6.70	33.65	100.11	106.26	-----	-----	Peak

Remarks: 1. Emission Level= Antenna Factor + Cable Loss + Reading -Amp factor.
 2. The emission levels that are 20dB below the official limit are not reported.



File: F:\2023 Report\CA122303090R1fcc\1-18\WiFi 5Gband2a.EM6 (84) Date: 2023-07-20

Site no. : 3m Chamber Data no. : 3
 Dis. / Ant. : 3m 2022 MCTD1209-3006 Ant. pol. : HORIZONTAL
 Limit : FCC 15E PK U-NII-2A
 Env. / Ins. : 23.2°C/52.5% Engineer : nier
 Test Mode : Wifi5G 11a 5260MHz TX

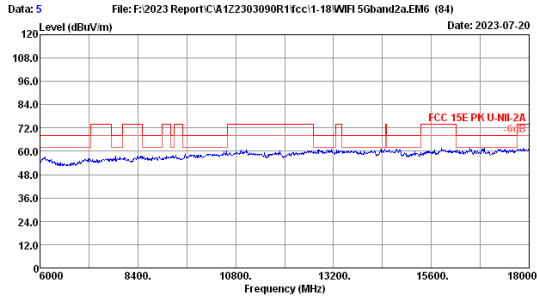


File: F:\2023 Report\CA122303090R1fcc\1-18\WiFi 5Gband2a.EM6 (84) Date: 2023-07-20

Site no. : 3m Chamber Data no. : 4
 Dis. / Ant. : 3m 2022 MCTD1209-3006 Ant. pol. : HORIZONTAL
 Limit : FCC 15E PK U-NII-2A
 Env. / Ins. : 23.2°C/52.5% Engineer : nier
 Test Mode : Wifi5G 11a 5260MHz TX

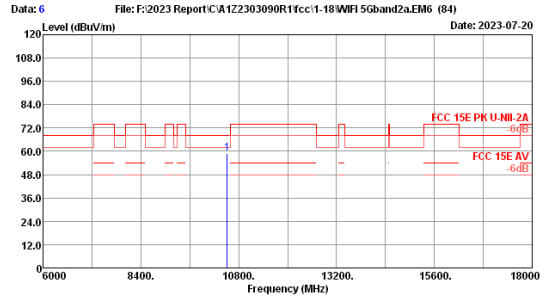
No.	Freq. (MHz)	Ant. Factor (dB/m)	Cable Loss (dB)	Amp factor (dB)	Emission Reading (dBuV)	Emission Level (dBuV/m)	Limits (dBuV/m)	Margin (dB)	Remark
1	11052.00	38.28	8.20	33.84	45.79	58.43	68.20	9.77	Peak

Remarks: 1. Emission Level= Antenna Factor + Cable Loss + Reading -Amp factor.
 2. The emission levels that are 20dB below the official limit are not reported.



File: F:\2023 Report\CA122303090R1fcc1-18\WiFi 5Gband2a.EM6 (84)
Date: 2023-07-20

Site no. : 3m Chamber Data no. : 5
Dis. / Ant. : 3m 2022 MCTD1209-3006 Ant. pol. : VERTICAL
Limit : FCC 15E PK U-NII-2A
Env. / Ins. : 23.2°C/52.5% Engineer : nier
Test Mode : Wifi5G 11a 5260MHz TX

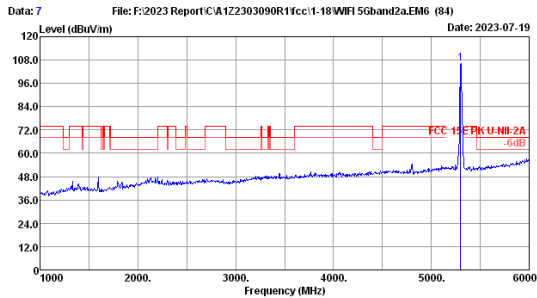


File: F:\2023 Report\CA122303090R1fcc1-18\WiFi 5Gband2a.EM6 (84)
Date: 2023-07-20

Site no. : 3m Chamber Data no. : 6
Dis. / Ant. : 3m 2022 MCTD1209-3006 Ant. pol. : VERTICAL
Limit : FCC 15E PK U-NII-2A
Env. / Ins. : 23.2°C/52.5% Engineer : nier
Test Mode : Wifi5G 11a 5260MHz TX

No.	Freq. (MHz)	Ant. Factor (dB/m)	Cable Loss (dB)	Amp Factor (dB)	Reading Level (dBuV)	Emission Level (dBuV/m)	Limits (dBuV/m)	Margin (dB)	Remark
1	110520.00	38.28	8.20	33.84	46.30	58.94	68.20	9.26	Peak

Remarks: 1. Emission Level= Antenna Factor + Cable Loss + Reading - Amp factor.
2. The emission levels that are 20dB below the official limit are not reported.

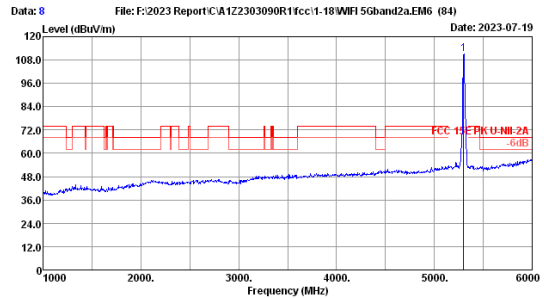


File: F:\2023 Report\CA122303090R1fcc1-18\WiFi 5Gband2a.EM6 (84)
Date: 2023-07-19

Site no. : 3m Chamber Data no. : 7
Dis. / Ant. : 3m 2022 MCTD1209-3006 Ant. pol. : VERTICAL
Limit : FCC 15E PK U-NII-2A
Env. / Ins. : 23.2°C/52.5% Engineer : nier
Test Mode : Wifi5G 11a 5300MHz TX

No.	Freq. (MHz)	Ant. Factor (dB/m)	Cable Loss (dB)	Amp Factor (dB)	Reading Level (dBuV)	Emission Level (dBuV/m)	Limits (dBuV/m)	Margin (dB)	Remark
1	5300.00	33.10	6.72	33.64	100.05	106.23			Peak

Remarks: 1. Emission Level= Antenna Factor + Cable Loss + Reading - Amp factor.
2. The emission levels that are 20dB below the official limit are not reported.

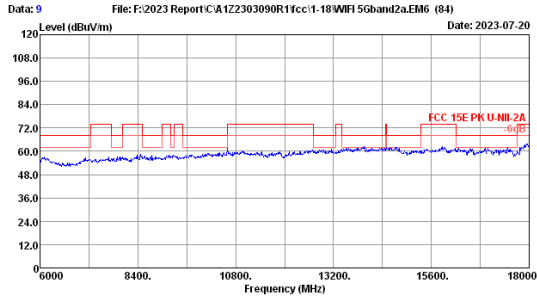


File: F:\2023 Report\CA122303090R1fcc1-18\WiFi 5Gband2a.EM6 (84)
Date: 2023-07-19

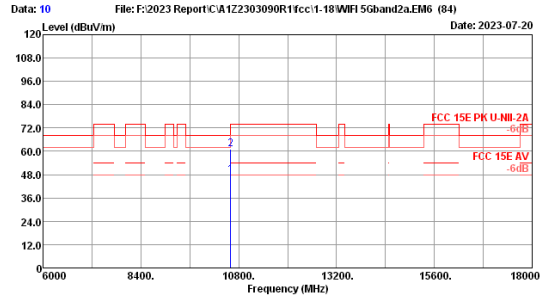
Site no. : 3m Chamber Data no. : 8
Dis. / Ant. : 3m 2022 MCTD1209-3006 Ant. pol. : HORIZONTAL
Limit : FCC 15E PK U-NII-2A
Env. / Ins. : 23.2°C/52.5% Engineer : nier
Test Mode : Wifi5G 11a 5300MHz TX

No.	Freq. (MHz)	Ant. Factor (dB/m)	Cable Loss (dB)	Amp Factor (dB)	Reading Level (dBuV)	Emission Level (dBuV/m)	Limits (dBuV/m)	Margin (dB)	Remark
1	5300.00	33.10	6.72	33.64	104.76	110.94			Peak

Remarks: 1. Emission Level= Antenna Factor + Cable Loss + Reading - Amp factor.
2. The emission levels that are 20dB below the official limit are not reported.



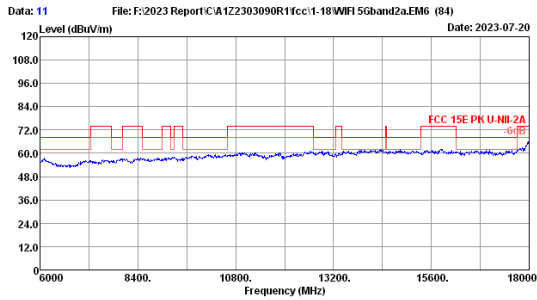
Site no. : 3m Chamber Data no. : 9
 Dis. / Ant. : 3m 2022 MCTD1209-3006 Ant. pol. : VERTICAL
 Limit : FCC 15E PK U-NII-2A
 Env. / Ins. : 23.2°C/52.5% Engineer : nier
 Test Mode : Wifi5G 11a 5300MHz TX



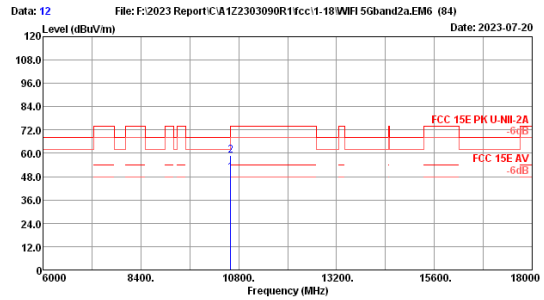
Site no. : 3m Chamber Data no. : 10
 Dis. / Ant. : 3m 2022 MCTD1209-3006 Ant. pol. : VERTICAL
 Limit : FCC 15E PK U-NII-2A
 Env. / Ins. : 23.2°C/52.5% Engineer : nier
 Test Mode : Wifi5G 11a 5300MHz TX

No.	Freq. (MHz)	Ant. Factor (dB/m)	Cable Loss (dB)	Amp Factor (dB)	Reading (dBuV)	Emission Level (dBuV/m)	Limits (dBuV/m)	Margin (dB)	Remark
110600.00	38.20	8.22	33.79	35.24	47.87	54.00	54.00	6.13	Average
210600.00	38.20	8.22	33.79	48.51	61.14	68.20	68.20	7.06	Peak

Remarks: 1. Emission Level= Antenna Factor + Cable Loss + Reading - Amp Factor.
 2. The emission levels that are 20dB below the official limit are not reported.



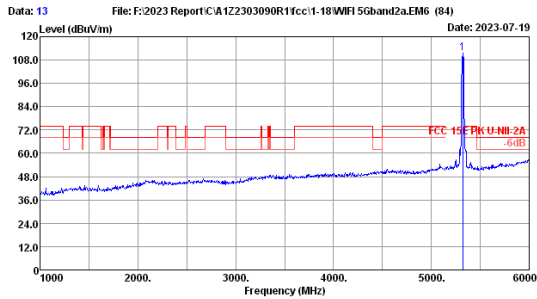
Site no. : 3m Chamber Data no. : 11
 Dis. / Ant. : 3m 2022 MCTD1209-3006 Ant. pol. : HORIZONTAL
 Limit : FCC 15E PK U-NII-2A
 Env. / Ins. : 23.2°C/52.5% Engineer : nier
 Test Mode : Wifi5G 11a 5300MHz TX



Site no. : 3m Chamber Data no. : 12
 Dis. / Ant. : 3m 2022 MCTD1209-3006 Ant. pol. : HORIZONTAL
 Limit : FCC 15E PK U-NII-2A
 Env. / Ins. : 23.2°C/52.5% Engineer : nier
 Test Mode : Wifi5G 11a 5300MHz TX

No.	Freq. (MHz)	Ant. Factor (dB/m)	Cable Loss (dB)	Amp Factor (dB)	Reading (dBuV)	Emission Level (dBuV/m)	Limits (dBuV/m)	Margin (dB)	Remark
110600.00	38.20	8.22	33.79	37.29	49.92	54.00	54.00	4.08	Average
210600.00	38.20	8.22	33.79	46.47	59.10	68.20	68.20	9.10	Peak

Remarks: 1. Emission Level= Antenna Factor + Cable Loss + Reading - Amp Factor.
 2. The emission levels that are 20dB below the official limit are not reported.

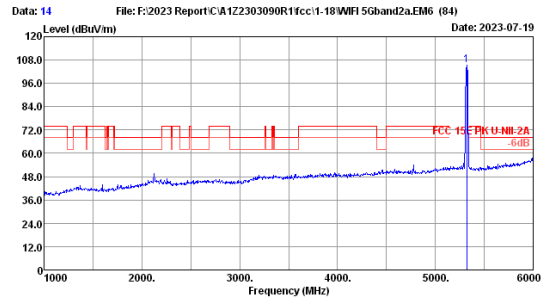


File: F:\2023 Report\CA122303090R1fcc1-18\WiFi 5Gband2a.EM6 (84)
Date: 2023-07-19

Site no. : 3m Chamber Data no. : 13
Dis. / Ant. : 3m 2022 MCTD1209-3006 Ant. pol. : HORIZONTAL
Limit : FCC 15E PK U-NII-2A
Env. / Ins. : 23.2°C/52.5% Engineer : nier
Test Mode : Wifi5G 11a 5320MHz TX

No.	Freq. (MHz)	Ant. Factor (dB/m)	Cable Loss (dB)	Amp Factor (dB)	Emission Reading (dBuV)	Emission Level (dBuV/m)	Limits (dBuV/m)	Margin (dB)	Remark
1	5320.00	33.03	6.73	33.64	105.65	111.77			Peak

Remarks: 1. Emission Level= Antenna Factor + Cable Loss + Reading -Amp factor.
2. The emission levels that are 20dB below the official limit are not reported.

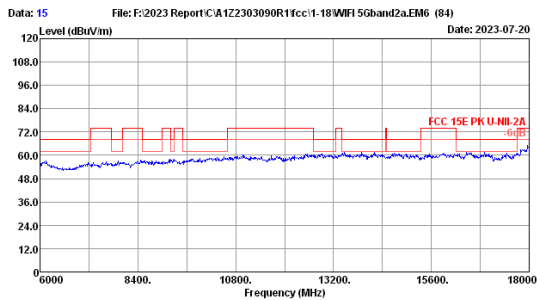


File: F:\2023 Report\CA122303090R1fcc1-18\WiFi 5Gband2a.EM6 (84)
Date: 2023-07-19

Site no. : 3m Chamber Data no. : 14
Dis. / Ant. : 3m 2022 MCTD1209-3006 Ant. pol. : VERTICAL
Limit : FCC 15E PK U-NII-2A
Env. / Ins. : 23.2°C/52.5% Engineer : nier
Test Mode : Wifi5G 11a 5320MHz TX

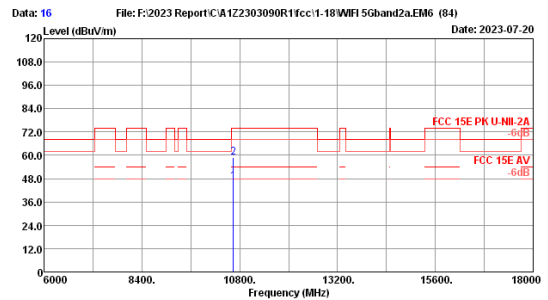
No.	Freq. (MHz)	Ant. Factor (dB/m)	Cable Loss (dB)	Amp Factor (dB)	Emission Reading (dBuV)	Emission Level (dBuV/m)	Limits (dBuV/m)	Margin (dB)	Remark
1	5320.00	33.03	6.73	33.64	99.43	105.55			Peak

Remarks: 1. Emission Level= Antenna Factor + Cable Loss + Reading -Amp factor.
2. The emission levels that are 20dB below the official limit are not reported.



File: F:\2023 Report\CA122303090R1fcc1-18\WiFi 5Gband2a.EM6 (84)
Date: 2023-07-20

Site no. : 3m Chamber Data no. : 15
Dis. / Ant. : 3m 2022 MCTD1209-3006 Ant. pol. : HORIZONTAL
Limit : FCC 15E PK U-NII-2A
Env. / Ins. : 23.2°C/52.5% Engineer : nier
Test Mode : Wifi5G 11a 5320MHz TX

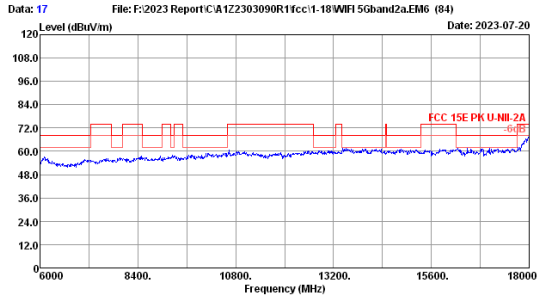


File: F:\2023 Report\CA122303090R1fcc1-18\WiFi 5Gband2a.EM6 (84)
Date: 2023-07-20

Site no. : 3m Chamber Data no. : 16
Dis. / Ant. : 3m 2022 MCTD1209-3006 Ant. pol. : HORIZONTAL
Limit : FCC 15E PK U-NII-2A
Env. / Ins. : 23.2°C/52.5% Engineer : nier
Test Mode : Wifi5G 11a 5320MHz TX

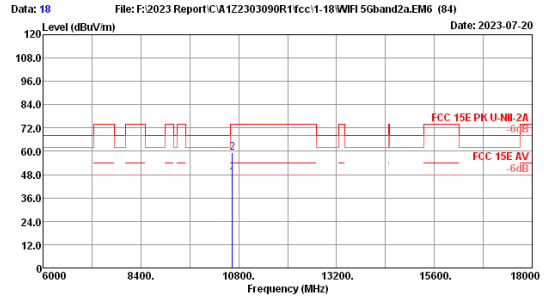
No.	Freq. (MHz)	Ant. Factor (dB/m)	Cable Loss (dB)	Amp Factor (dB)	Emission Reading (dBuV)	Emission Level (dBuV/m)	Limits (dBuV/m)	Margin (dB)	Remark
110640.00	38.23	8.23	33.75	33.72	46.43	54.00	7.57	Average	
210640.00	38.23	8.23	33.75	46.35	59.06	74.00	14.94	Peak	

Remarks: 1. Emission Level= Antenna Factor + Cable Loss + Reading -Amp factor.
2. The emission levels that are 20dB below the official limit are not reported.



File: F:\2023 Report\CA122303090R1fcc1-18\WiFi 5Gband2a.EM6 (84)
Date: 2023-07-20

Site no. : 3m Chamber Data no. : 17
Dis. / Ant. : 3m 2022 MCTD1209-3006 Ant. pol. : VERTICAL
Limit : FCC 15E PK U-NII-2A
Env. / Ins. : 23.2°C/52.5% Engineer : nier
Test Mode : Wifi5G 11a 5320MHz TX

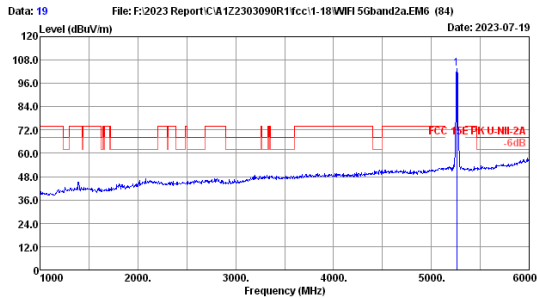


File: F:\2023 Report\CA122303090R1fcc1-18\WiFi 5Gband2a.EM6 (84)
Date: 2023-07-20

Site no. : 3m Chamber Data no. : 18
Dis. / Ant. : 3m 2022 MCTD1209-3006 Ant. pol. : VERTICAL
Limit : FCC 15E PK U-NII-2A
Env. / Ins. : 23.2°C/52.5% Engineer : nier
Test Mode : Wifi5G 11a 5320MHz TX

No.	Freq. (MHz)	Ant. Factor (dB/m)	Cable Loss (dB)	Amp Factor (dB)	Reading (dBuV)	Emission Level (dBuV/m)	Limits (dBuV/m)	Margin (dB)	Remark
110640.00	38.23	8.23	33.75	33.86	46.57	54.00	7.43	Average	
210640.00	38.23	8.23	33.75	46.46	59.17	74.00	14.83	Peak	

Remarks: 1. Emission Level= Antenna Factor + Cable Loss + Reading - Amp factor.
2. The emission levels that are 20dB below the official limit are not reported.

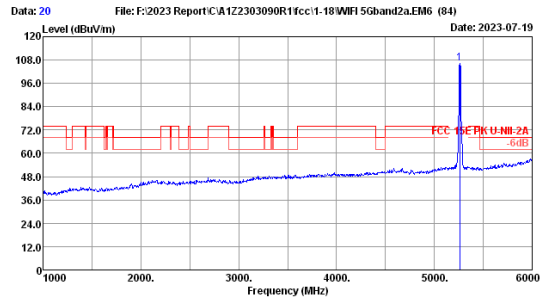


File: F:\2023 Report\CA122303090R1fcc1-18\WiFi 5Gband2a.EM6 (84)
Date: 2023-07-19

Site no. : 3m Chamber Data no. : 19
Dis. / Ant. : 3m 2022 MCTD1209-3006 Ant. pol. : VERTICAL
Limit : FCC 15E PK U-NII-2A
Env. / Ins. : 23.2°C/52.5% Engineer : nier
Test Mode : Wifi5G 11n20 5260MHz TX

No.	Freq. (MHz)	Ant. Factor (dB/m)	Cable Loss (dB)	Amp Factor (dB)	Reading (dBuV)	Emission Level (dBuV/m)	Limits (dBuV/m)	Margin (dB)	Remark
1	5260.00	33.10	6.70	33.65	97.34	103.49			Peak

Remarks: 1. Emission Level= Antenna Factor + Cable Loss + Reading - Amp factor.
2. The emission levels that are 20dB below the official limit are not reported.

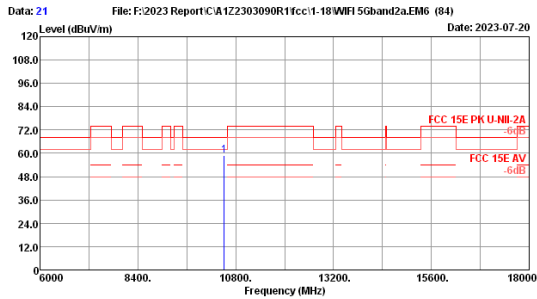


File: F:\2023 Report\CA122303090R1fcc1-18\WiFi 5Gband2a.EM6 (84)
Date: 2023-07-19

Site no. : 3m Chamber Data no. : 20
Dis. / Ant. : 3m 2022 MCTD1209-3006 Ant. pol. : HORIZONTAL
Limit : FCC 15E PK U-NII-2A
Env. / Ins. : 23.2°C/52.5% Engineer : nier
Test Mode : Wifi5G 11n20 5260MHz TX

No.	Freq. (MHz)	Ant. Factor (dB/m)	Cable Loss (dB)	Amp Factor (dB)	Reading (dBuV)	Emission Level (dBuV/m)	Limits (dBuV/m)	Margin (dB)	Remark
1	5260.00	33.10	6.70	33.65	100.12	106.27			Peak

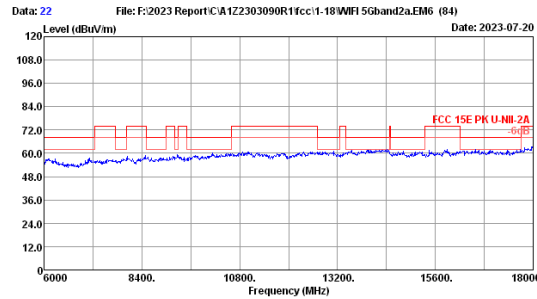
Remarks: 1. Emission Level= Antenna Factor + Cable Loss + Reading - Amp factor.
2. The emission levels that are 20dB below the official limit are not reported.



Site no. : 3m Chamber Data no. : 21
 Dis. / Ant. : 3m 2022 MCTD1209-3006 Ant. pol. : VERTICAL
 Limit : FCC 15E PK U-NII-2A
 Env. / Ins. : 23.2°C/52.5% Engineer : nier
 Test Mode : Wifi5G 11n20 5260MHz TX

No.	Freq. (MHz)	Ant. Factor (dB/m)	Cable Loss (dB)	Amp Factor (dB)	Emission Reading (dBuV)	Emission Level (dBuV/m)	Limits (dBuV/m)	Margin (dB)	Remark
110520.00	38.28	8.20	33.84	46.24	58.88	68.20	72.0	9.32	Peak

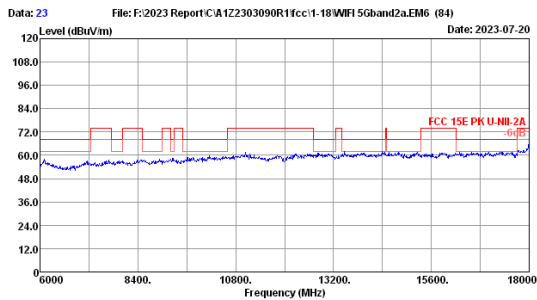
Remarks: 1. Emission Level= Antenna Factor + Cable Loss + Reading - Amp factor.
 2. The emission levels that are 20dB below the official limit are not reported.



Site no. : 3m Chamber Data no. : 22
 Dis. / Ant. : 3m 2022 MCTD1209-3006 Ant. pol. : VERTICAL
 Limit : FCC 15E PK U-NII-2A
 Env. / Ins. : 23.2°C/52.5% Engineer : nier
 Test Mode : Wifi5G 11n20 5260MHz TX

No.	Freq. (MHz)	Ant. Factor (dB/m)	Cable Loss (dB)	Amp Factor (dB)	Emission Reading (dBuV)	Emission Level (dBuV/m)	Limits (dBuV/m)	Margin (dB)	Remark
110520.00	38.28	8.20	33.84	46.24	58.88	68.20	72.0	9.32	Peak

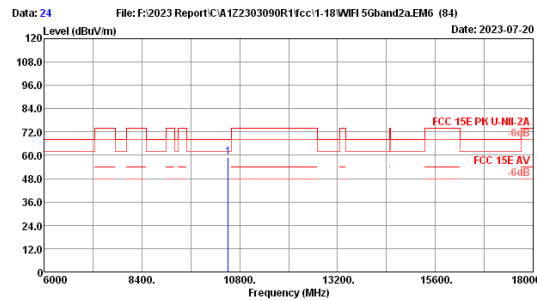
Remarks: 1. Emission Level= Antenna Factor + Cable Loss + Reading - Amp factor.
 2. The emission levels that are 20dB below the official limit are not reported.



Site no. : 3m Chamber Data no. : 23
 Dis. / Ant. : 3m 2022 MCTD1209-3006 Ant. pol. : HORIZONTAL
 Limit : FCC 15E PK U-NII-2A
 Env. / Ins. : 23.2°C/52.5% Engineer : nier
 Test Mode : Wifi5G 11n20 5260MHz TX

No.	Freq. (MHz)	Ant. Factor (dB/m)	Cable Loss (dB)	Amp Factor (dB)	Emission Reading (dBuV)	Emission Level (dBuV/m)	Limits (dBuV/m)	Margin (dB)	Remark
110520.00	38.28	8.20	33.84	46.19	58.83	68.20	72.0	9.37	Peak

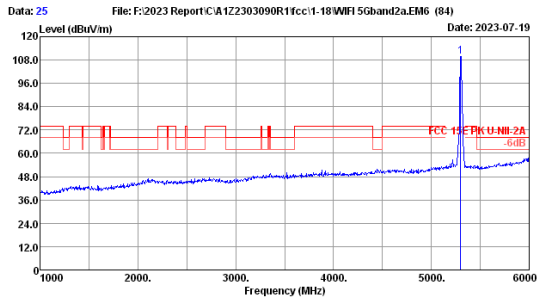
Remarks: 1. Emission Level= Antenna Factor + Cable Loss + Reading - Amp factor.
 2. The emission levels that are 20dB below the official limit are not reported.



Site no. : 3m Chamber Data no. : 24
 Dis. / Ant. : 3m 2022 MCTD1209-3006 Ant. pol. : HORIZONTAL
 Limit : FCC 15E PK U-NII-2A
 Env. / Ins. : 23.2°C/52.5% Engineer : nier
 Test Mode : Wifi5G 11n20 5260MHz TX

No.	Freq. (MHz)	Ant. Factor (dB/m)	Cable Loss (dB)	Amp Factor (dB)	Emission Reading (dBuV)	Emission Level (dBuV/m)	Limits (dBuV/m)	Margin (dB)	Remark
110520.00	38.28	8.20	33.84	46.19	58.83	68.20	72.0	9.37	Peak

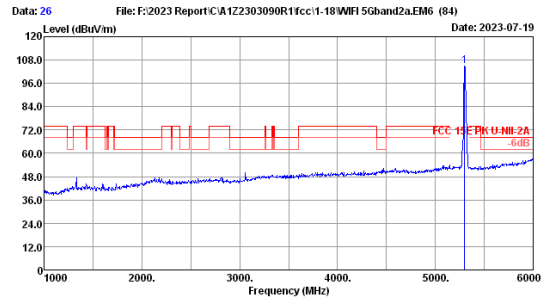
Remarks: 1. Emission Level= Antenna Factor + Cable Loss + Reading - Amp factor.
 2. The emission levels that are 20dB below the official limit are not reported.



Date: 2023-07-19
 File: F:\2023 Report\CA122303090R1fcc1-18\WiFi 5Gband2a.EM6 (84)
 Site no. : 3m Chamber
 Dis. / Ant. : 3m 2022 MCTD1209-3006
 Limit : FCC 15E PK U-NII-2A
 Env. / Ins. : 23.2°C/52.5%
 Test Mode : Wifi5G 11n20 5300MHz TX
 Engineer : nier

No.	Freq. (MHz)	Ant. Factor (dB/m)	Cable Loss (dB)	Amp factor (dB)	Emission Reading Level (dBuV)	Emission Level (dBuV/m)	Limits (dBuV/m)	Margin (dB)	Remark
1	5300.00	33.10	6.72	33.64	103.81	109.99			Peak

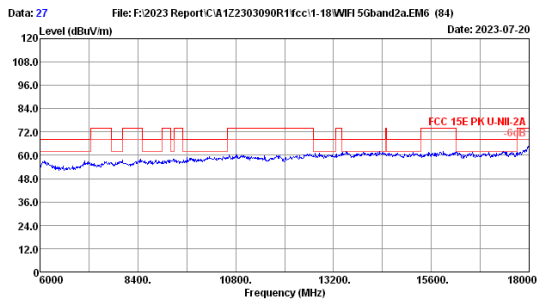
Remarks: 1. Emission Level= Antenna Factor + Cable Loss + Reading -Amp factor.
 2. The emission levels that are 20dB below the official limit are not reported.



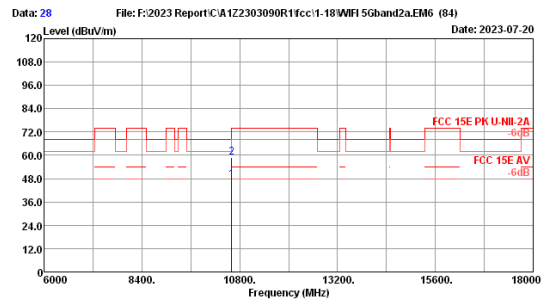
Date: 2023-07-19
 File: F:\2023 Report\CA122303090R1fcc1-18\WiFi 5Gband2a.EM6 (84)
 Site no. : 3m Chamber
 Dis. / Ant. : 3m 2022 MCTD1209-3006
 Limit : FCC 15E PK U-NII-2A
 Env. / Ins. : 23.2°C/52.5%
 Test Mode : Wifi5G 11n20 5300MHz TX
 Engineer : nier

No.	Freq. (MHz)	Ant. Factor (dB/m)	Cable Loss (dB)	Amp factor (dB)	Emission Reading Level (dBuV)	Emission Level (dBuV/m)	Limits (dBuV/m)	Margin (dB)	Remark
1	5300.00	33.10	6.72	33.64	98.93	105.11			Peak

Remarks: 1. Emission Level= Antenna Factor + Cable Loss + Reading -Amp factor.
 2. The emission levels that are 20dB below the official limit are not reported.



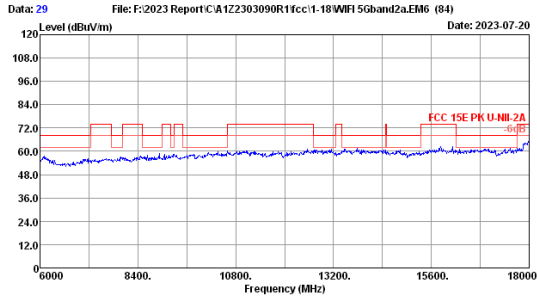
Date: 2023-07-20
 File: F:\2023 Report\CA122303090R1fcc1-18\WiFi 5Gband2a.EM6 (84)
 Site no. : 3m Chamber
 Dis. / Ant. : 3m 2022 MCTD1209-3006
 Limit : FCC 15E PK U-NII-2A
 Env. / Ins. : 23.2°C/52.5%
 Test Mode : Wifi5G 11n20 5300MHz TX
 Engineer : nier



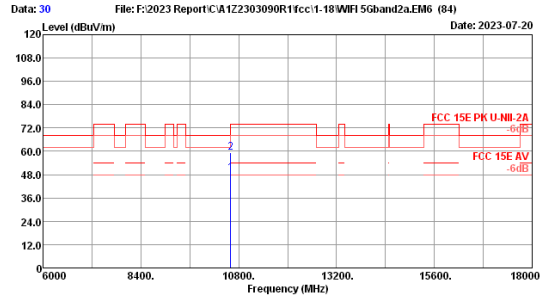
Date: 2023-07-20
 File: F:\2023 Report\CA122303090R1fcc1-18\WiFi 5Gband2a.EM6 (84)
 Site no. : 3m Chamber
 Dis. / Ant. : 3m 2022 MCTD1209-3006
 Limit : FCC 15E PK U-NII-2A
 Env. / Ins. : 23.2°C/52.5%
 Test Mode : Wifi5G 11n20 5300MHz TX
 Engineer : nier

No.	Freq. (MHz)	Ant. Factor (dB/m)	Cable Loss (dB)	Amp factor (dB)	Emission Reading Level (dBuV)	Emission Level (dBuV/m)	Limits (dBuV/m)	Margin (dB)	Remark
11060.00	38.20	8.22	33.79	34.93	47.56	54.00	6.44	Average	
21060.00	38.20	8.22	33.79	46.21	58.84	68.20	9.36	Peak	

Remarks: 1. Emission Level= Antenna Factor + Cable Loss + Reading -Amp factor.
 2. The emission levels that are 20dB below the official limit are not reported.



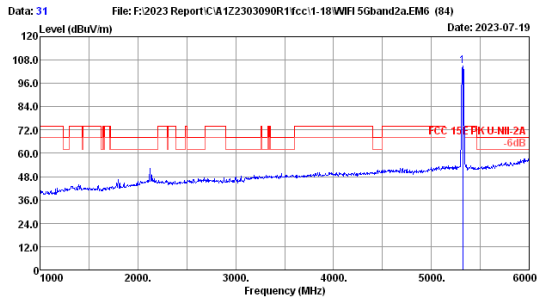
Site no. : 3m Chamber Data no. : 29
 Dis. / Ant. : 3m 2022 MCTD1209-3006 Ant. pol. : VERTICAL
 Limit : FCC 15E PK U-NII-2A
 Env. / Ins. : 23.2°C/52.5% Engineer : nier
 Test Mode : Wifi5G 11n20 5300MHz TX



Site no. : 3m Chamber Data no. : 30
 Dis. / Ant. : 3m 2022 MCTD1209-3006 Ant. pol. : VERTICAL
 Limit : FCC 15E PK U-NII-2A
 Env. / Ins. : 23.2°C/52.5% Engineer : nier
 Test Mode : Wifi5G 11n20 5300MHz TX

No.	Freq. (MHz)	Ant. Factor (dB/m)	Cable Loss (dB)	Amp Factor (dB)	Reading (dBuV)	Emission Level (dBuV/m)	Limits (dBuV/m)	Margin (dB)	Remark
110500.00	38.20	8.22	33.79	36.18	48.81	54.00	54.00	5.19	Average
210500.00	38.20	8.22	33.79	46.58	59.21	68.20	68.20	8.99	Peak

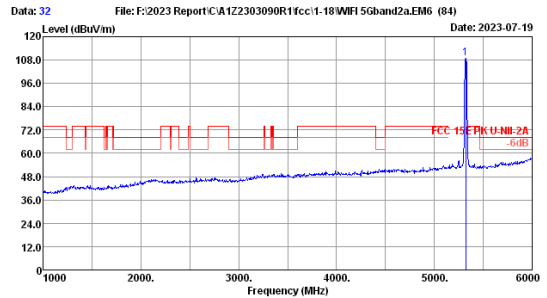
Remarks: 1. Emission Level= Antenna Factor + Cable Loss + Reading - Amp factor.
 2. The emission levels that are 20dB below the official limit are not reported.



Site no. : 3m Chamber Data no. : 31
 Dis. / Ant. : 3m 2022 MCTD1209-3006 Ant. pol. : VERTICAL
 Limit : FCC 15E PK U-NII-2A
 Env. / Ins. : 23.2°C/52.5% Engineer : nier
 Test Mode : Wifi5G 11n20 5320MHz TX

No.	Freq. (MHz)	Ant. Factor (dB/m)	Cable Loss (dB)	Amp Factor (dB)	Reading (dBuV)	Emission Level (dBuV/m)	Limits (dBuV/m)	Margin (dB)	Remark
1	5320.00	33.03	6.73	33.64	99.01	105.13	-----	-----	Peak

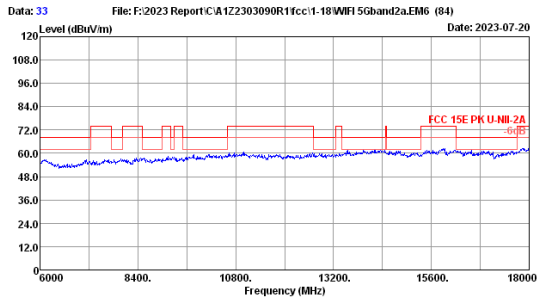
Remarks: 1. Emission Level= Antenna Factor + Cable Loss + Reading - Amp factor.
 2. The emission levels that are 20dB below the official limit are not reported.



Site no. : 3m Chamber Data no. : 32
 Dis. / Ant. : 3m 2022 MCTD1209-3006 Ant. pol. : HORIZONTAL
 Limit : FCC 15E PK U-NII-2A
 Env. / Ins. : 23.2°C/52.5% Engineer : nier
 Test Mode : Wifi5G 11n20 5320MHz TX

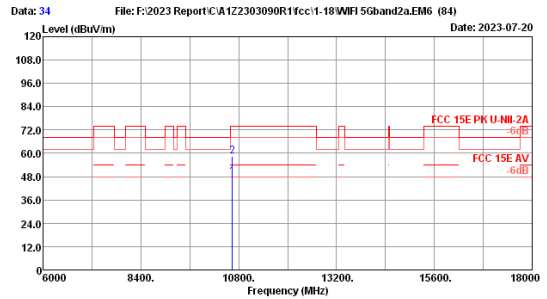
No.	Freq. (MHz)	Ant. Factor (dB/m)	Cable Loss (dB)	Amp Factor (dB)	Reading (dBuV)	Emission Level (dBuV/m)	Limits (dBuV/m)	Margin (dB)	Remark
1	5320.00	33.03	6.73	33.64	102.99	109.11	-----	-----	Peak

Remarks: 1. Emission Level= Antenna Factor + Cable Loss + Reading - Amp factor.
 2. The emission levels that are 20dB below the official limit are not reported.



File: F:\2023 Report\CA122303090R1fcc1-18\WiFi 5Gband2a.EM6 (84)
Date: 2023-07-20

Site no. : 3m Chamber Data no. : 33
Dis. / Ant. : 3m 2022 MCTD1209-3006 Ant. pol. : HORIZONTAL
Limit : FCC 15E PK U-NII-2A
Env. / Ins. : 23.2°C/52.5% Engineer : nier
Test Mode : Wifi5G 11n20 5320MHz TX

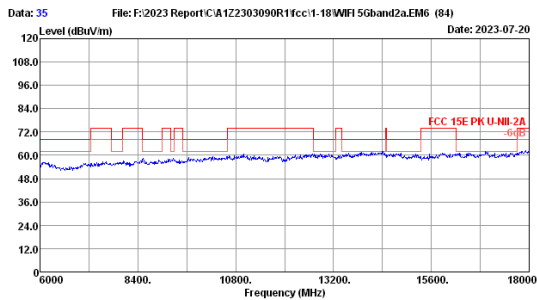


File: F:\2023 Report\CA122303090R1fcc1-18\WiFi 5Gband2a.EM6 (84)
Date: 2023-07-20

Site no. : 3m Chamber Data no. : 34
Dis. / Ant. : 3m 2022 MCTD1209-3006 Ant. pol. : HORIZONTAL
Limit : FCC 15E PK U-NII-2A
Env. / Ins. : 23.2°C/52.5% Engineer : nier
Test Mode : Wifi5G 11n20 5320MHz TX

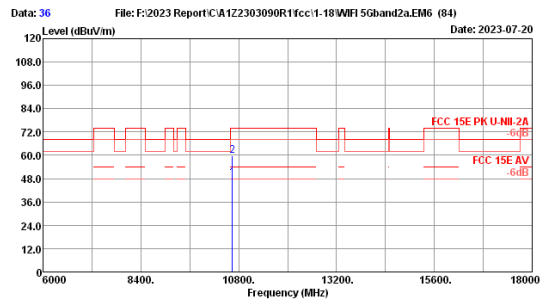
No.	Freq. (MHz)	Ant. Factor (dB/m)	Cable Loss (dB)	Amp Factor (dB)	Reading Level (dBuV)	Emission Level (dBuV/m)	Limits (dBuV/m)	Margin (dB)	Remark
110640.00	38.23	8.23	33.75	35.01	47.72	54.00	6.28	Average	
210640.00	38.23	8.23	33.75	45.95	58.66	74.00	15.34	Peak	

Remarks: 1. Emission Level= Antenna Factor + Cable Loss + Reading - Amp Factor.
2. The emission levels that are 20dB below the official limit are not reported.



File: F:\2023 Report\CA122303090R1fcc1-18\WiFi 5Gband2a.EM6 (84)
Date: 2023-07-20

Site no. : 3m Chamber Data no. : 35
Dis. / Ant. : 3m 2022 MCTD1209-3006 Ant. pol. : VERTICAL
Limit : FCC 15E PK U-NII-2A
Env. / Ins. : 23.2°C/52.5% Engineer : nier
Test Mode : Wifi5G 11n20 5320MHz TX

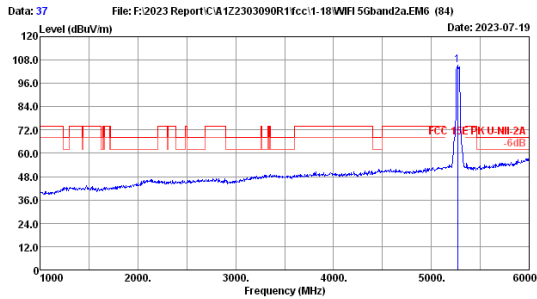


File: F:\2023 Report\CA122303090R1fcc1-18\WiFi 5Gband2a.EM6 (84)
Date: 2023-07-20

Site no. : 3m Chamber Data no. : 36
Dis. / Ant. : 3m 2022 MCTD1209-3006 Ant. pol. : VERTICAL
Limit : FCC 15E PK U-NII-2A
Env. / Ins. : 23.2°C/52.5% Engineer : nier
Test Mode : Wifi5G 11n20 5320MHz TX

No.	Freq. (MHz)	Ant. Factor (dB/m)	Cable Loss (dB)	Amp Factor (dB)	Reading Level (dBuV)	Emission Level (dBuV/m)	Limits (dBuV/m)	Margin (dB)	Remark
110640.00	38.23	8.23	33.75	35.74	48.45	54.00	5.55	Average	
210640.00	38.23	8.23	33.75	46.87	59.58	74.00	14.42	Peak	

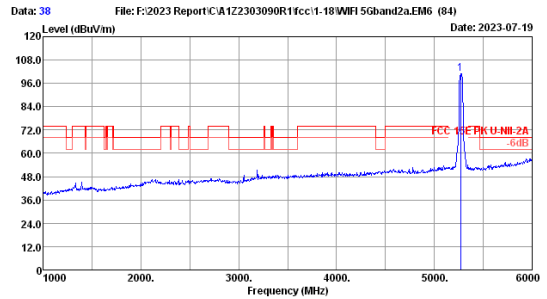
Remarks: 1. Emission Level= Antenna Factor + Cable Loss + Reading - Amp Factor.
2. The emission levels that are 20dB below the official limit are not reported.



Site no. : 3m Chamber Data no. : 37
 Dis. / Ant. : 3m 2022 MCTD1209-3006 Ant. pol. : HORIZONTAL
 Limit : FCC 15E PK U-NII-2A
 Env. / Ins. : 23.2°C/52.5% Engineer : nier
 Test Mode : Wifi5G 11n40 5270MHz TX

No.	Freq. (MHz)	Ant. Factor (dB/m)	Cable Loss (dB)	Amp factor (dB)	Emission Reading (dBuV)	Emission Level (dBuV/m)	Limits (dBuV/m)	Margin (dB)	Remark
1	5270.00	33.10	6.71	33.65	99.36	105.52			Peak

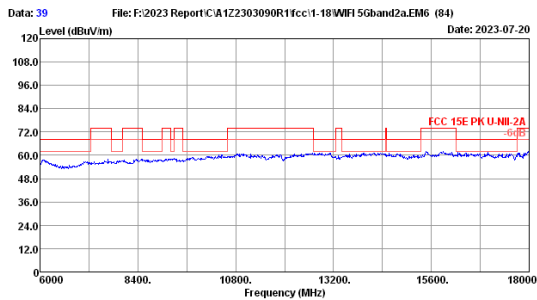
Remarks: 1. Emission Level= Antenna Factor + Cable Loss + Reading -Amp factor.
 2. The emission levels that are 20dB below the official limit are not reported.



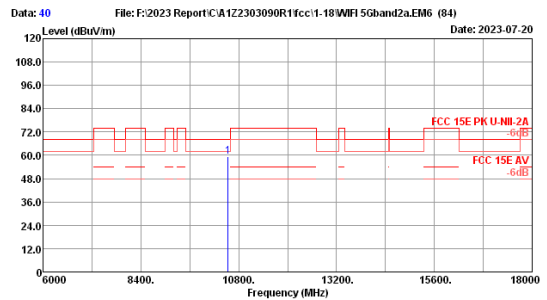
Site no. : 3m Chamber Data no. : 38
 Dis. / Ant. : 3m 2022 MCTD1209-3006 Ant. pol. : VERTICAL
 Limit : FCC 15E PK U-NII-2A
 Env. / Ins. : 23.2°C/52.5% Engineer : nier
 Test Mode : Wifi5G 11n40 5270MHz TX

No.	Freq. (MHz)	Ant. Factor (dB/m)	Cable Loss (dB)	Amp factor (dB)	Emission Reading (dBuV)	Emission Level (dBuV/m)	Limits (dBuV/m)	Margin (dB)	Remark
1	5270.00	33.10	6.71	33.65	94.67	100.83			Peak

Remarks: 1. Emission Level= Antenna Factor + Cable Loss + Reading -Amp factor.
 2. The emission levels that are 20dB below the official limit are not reported.



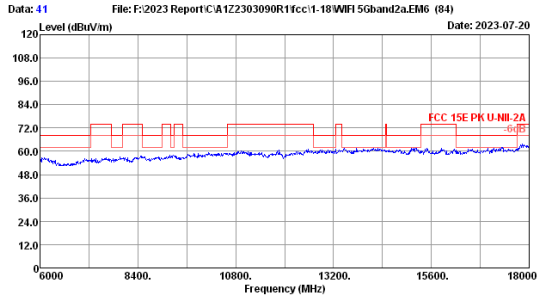
Site no. : 3m Chamber Data no. : 39
 Dis. / Ant. : 3m 2022 MCTD1209-3006 Ant. pol. : HORIZONTAL
 Limit : FCC 15E PK U-NII-2A
 Env. / Ins. : 23.2°C/52.5% Engineer : nier
 Test Mode : Wifi5G 11n40 5270MHz TX



Site no. : 3m Chamber Data no. : 40
 Dis. / Ant. : 3m 2022 MCTD1209-3006 Ant. pol. : HORIZONTAL
 Limit : FCC 15E PK U-NII-2A
 Env. / Ins. : 23.2°C/52.5% Engineer : nier
 Test Mode : Wifi5G 11n40 5270MHz TX

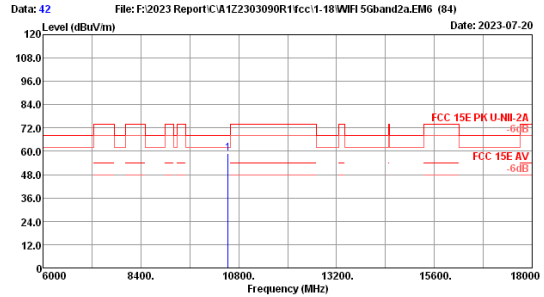
No.	Freq. (MHz)	Ant. Factor (dB/m)	Cable Loss (dB)	Amp factor (dB)	Emission Reading (dBuV)	Emission Level (dBuV/m)	Limits (dBuV/m)	Margin (dB)	Remark
1	11054.00	38.27	8.21	33.82	46.75	59.41	68.20	8.79	Peak

Remarks: 1. Emission Level= Antenna Factor + Cable Loss + Reading -Amp factor.
 2. The emission levels that are 20dB below the official limit are not reported.



File: F:\2023 Report\CA122303090R1fcc1-18\WiFi 5Gband2a.EM6 (84)
Date: 2023-07-20

Site no. : 3m Chamber Data no. : 41
Dis. / Ant. : 3m 2022 MCTD1209-3006 Ant. pol. : VERTICAL
Limit : FCC 15E PK U-NII-2A
Env. / Ins. : 23.2°C/52.5% Engineer : nier
Test Mode : Wifi5G 11n40 5270MHz TX

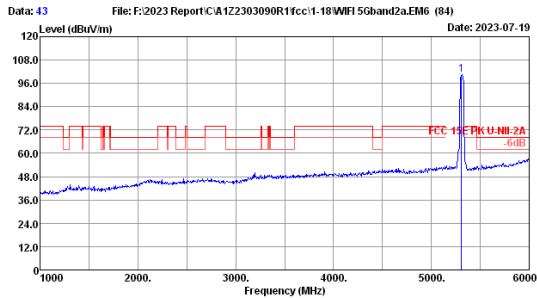


File: F:\2023 Report\CA122303090R1fcc1-18\WiFi 5Gband2a.EM6 (84)
Date: 2023-07-20

Site no. : 3m Chamber Data no. : 42
Dis. / Ant. : 3m 2022 MCTD1209-3006 Ant. pol. : VERTICAL
Limit : FCC 15E PK U-NII-2A
Env. / Ins. : 23.2°C/52.5% Engineer : nier
Test Mode : Wifi5G 11n40 5270MHz TX

No.	Freq. (MHz)	Ant. Factor (dB/m)	Cable Loss (dB)	Amp Factor (dB)	Reading Level (dBuV)	Emission Level (dBuV/m)	Limits (dBuV/m)	Margin (dB)	Remark
1	11054.00	38.27	8.21	33.82	46.27	58.93	68.20	9.27	Peak

Remarks: 1. Emission Level= Antenna Factor + Cable Loss + Reading - Amp factor.
2. The emission levels that are 20dB below the official limit are not reported.

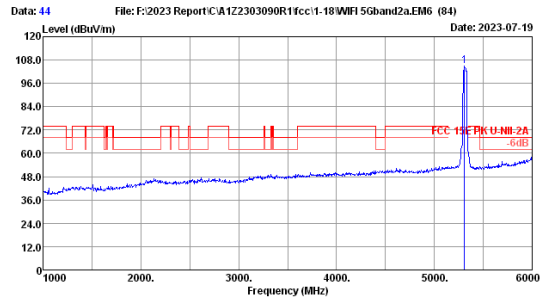


File: F:\2023 Report\CA122303090R1fcc1-18\WiFi 5Gband2a.EM6 (84)
Date: 2023-07-19

Site no. : 3m Chamber Data no. : 43
Dis. / Ant. : 3m 2022 MCTD1209-3006 Ant. pol. : VERTICAL
Limit : FCC 15E PK U-NII-2A
Env. / Ins. : 23.2°C/52.5% Engineer : nier
Test Mode : Wifi5G 11n40 5310MHz TX

No.	Freq. (MHz)	Ant. Factor (dB/m)	Cable Loss (dB)	Amp Factor (dB)	Reading Level (dBuV)	Emission Level (dBuV/m)	Limits (dBuV/m)	Margin (dB)	Remark
1	5310.00	33.03	6.72	33.64	94.20	100.31			Peak

Remarks: 1. Emission Level= Antenna Factor + Cable Loss + Reading - Amp factor.
2. The emission levels that are 20dB below the official limit are not reported.

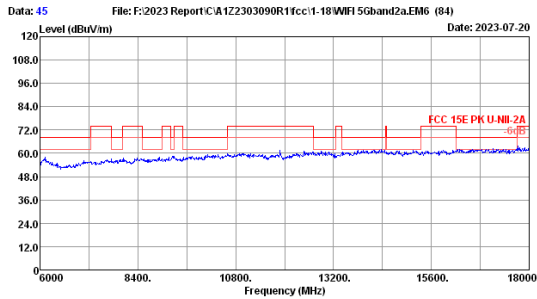


File: F:\2023 Report\CA122303090R1fcc1-18\WiFi 5Gband2a.EM6 (84)
Date: 2023-07-19

Site no. : 3m Chamber Data no. : 44
Dis. / Ant. : 3m 2022 MCTD1209-3006 Ant. pol. : HORIZONTAL
Limit : FCC 15E PK U-NII-2A
Env. / Ins. : 23.2°C/52.5% Engineer : nier
Test Mode : Wifi5G 11n40 5310MHz TX

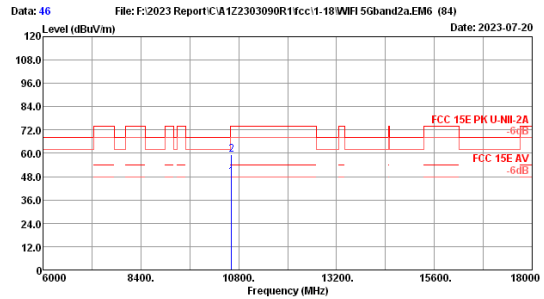
No.	Freq. (MHz)	Ant. Factor (dB/m)	Cable Loss (dB)	Amp Factor (dB)	Reading Level (dBuV)	Emission Level (dBuV/m)	Limits (dBuV/m)	Margin (dB)	Remark
1	5310.00	33.03	6.72	33.64	98.74	104.85			Peak

Remarks: 1. Emission Level= Antenna Factor + Cable Loss + Reading - Amp factor.
2. The emission levels that are 20dB below the official limit are not reported.



File: F:\2023 Report\CA122303090R1fcc1-18\WiFi 5Gband2a.EM6 (84)
Date: 2023-07-20

Site no. : 3m Chamber Data no. : 45
Dis. / Ant. : 3m 2022 MCTD1209-3006 Ant. pol. : VERTICAL
Limit : FCC 15E PK U-NII-2A
Env. / Ins. : 23.2°C/52.5% Engineer : nier
Test Mode : Wifi5G 11n40 5310MHz TX

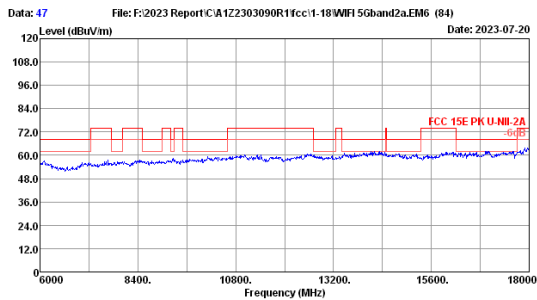


File: F:\2023 Report\CA122303090R1fcc1-18\WiFi 5Gband2a.EM6 (84)
Date: 2023-07-20

Site no. : 3m Chamber Data no. : 46
Dis. / Ant. : 3m 2022 MCTD1209-3006 Ant. pol. : VERTICAL
Limit : FCC 15E PK U-NII-2A
Env. / Ins. : 23.2°C/52.5% Engineer : nier
Test Mode : Wifi5G 11n40 5310MHz TX

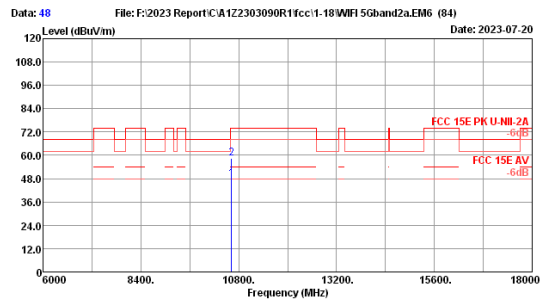
No.	Freq. (MHz)	Ant. Factor (dB/m)	Cable Loss (dB)	Amp Factor (dB)	Reading Level (dBuV)	Emission Level (dBuV/m)	Limits (dBuV/m)	Margin (dB)	Remark
110620.00	38.22	8.22	33.77	35.05	47.72	54.00	6.28	Average	
210620.00	38.22	8.22	33.77	46.77	59.44	74.00	14.56	Peak	

Remarks: 1. Emission Level= Antenna Factor + Cable Loss + Reading - Amp Factor.
2. The emission levels that are 20dB below the official limit are not reported.



File: F:\2023 Report\CA122303090R1fcc1-18\WiFi 5Gband2a.EM6 (84)
Date: 2023-07-20

Site no. : 3m Chamber Data no. : 47
Dis. / Ant. : 3m 2022 MCTD1209-3006 Ant. pol. : HORIZONTAL
Limit : FCC 15E PK U-NII-2A
Env. / Ins. : 23.2°C/52.5% Engineer : nier
Test Mode : Wifi5G 11n40 5310MHz TX

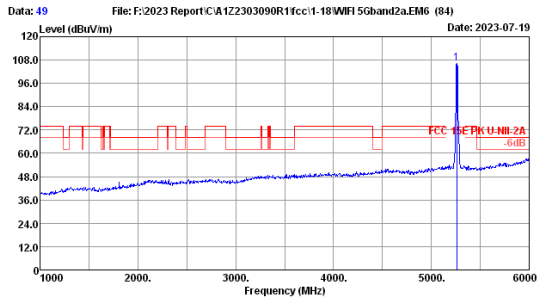


File: F:\2023 Report\CA122303090R1fcc1-18\WiFi 5Gband2a.EM6 (84)
Date: 2023-07-20

Site no. : 3m Chamber Data no. : 48
Dis. / Ant. : 3m 2022 MCTD1209-3006 Ant. pol. : HORIZONTAL
Limit : FCC 15E PK U-NII-2A
Env. / Ins. : 23.2°C/52.5% Engineer : nier
Test Mode : Wifi5G 11n40 5310MHz TX

No.	Freq. (MHz)	Ant. Factor (dB/m)	Cable Loss (dB)	Amp Factor (dB)	Reading Level (dBuV)	Emission Level (dBuV/m)	Limits (dBuV/m)	Margin (dB)	Remark
110620.00	38.22	8.22	33.77	35.06	47.73	54.00	6.27	Average	
210620.00	38.22	8.22	33.77	45.63	58.30	74.00	15.70	Peak	

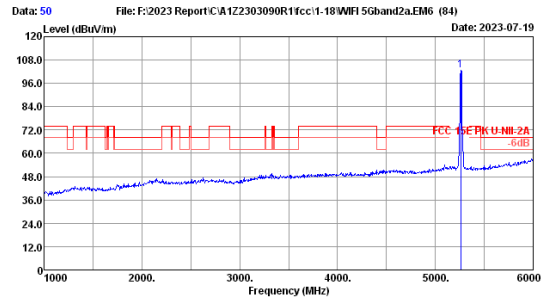
Remarks: 1. Emission Level= Antenna Factor + Cable Loss + Reading - Amp Factor.
2. The emission levels that are 20dB below the official limit are not reported.



Site no. : 3m Chamber Data no. : 49
 Dis. / Ant. : 3m 2022 MCTD1209-3006 Ant. pol. : HORIZONTAL
 Limit : FCC 15E PK U-NII-2A
 Env. / Ins. : 23.2°C/52.5% Engineer : nier
 Test Mode : Wifi5G 11ac20 5260MHz TX

No.	Freq. (MHz)	Ant. Factor (dB/m)	Cable Loss (dB)	Amp factor (dB)	Emission Reading (dBuV)	Emission Level (dBuV/m)	Limits (dBuV/m)	Margin (dB)	Remark
1	5260.00	33.10	6.70	33.65	100.31	106.46			Peak

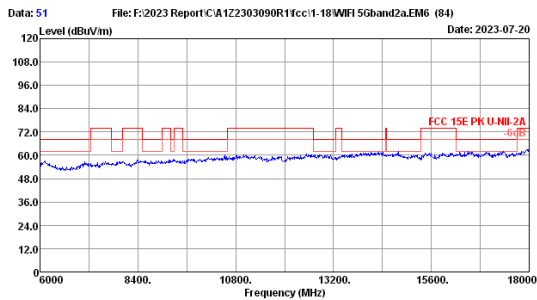
Remarks: 1. Emission Level= Antenna Factor + Cable Loss + Reading -Amp factor.
 2. The emission levels that are 20dB below the official limit are not reported.



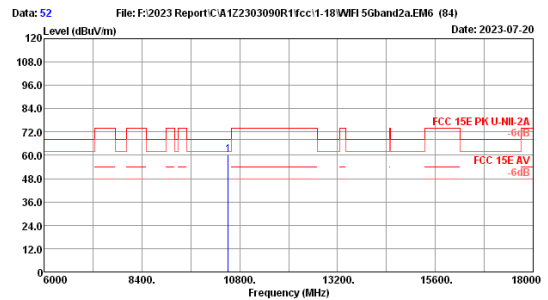
Site no. : 3m Chamber Data no. : 50
 Dis. / Ant. : 3m 2022 MCTD1209-3006 Ant. pol. : VERTICAL
 Limit : FCC 15E PK U-NII-2A
 Env. / Ins. : 23.2°C/52.5% Engineer : nier
 Test Mode : Wifi5G 11ac20 5260MHz TX

No.	Freq. (MHz)	Ant. Factor (dB/m)	Cable Loss (dB)	Amp factor (dB)	Emission Reading (dBuV)	Emission Level (dBuV/m)	Limits (dBuV/m)	Margin (dB)	Remark
1	5260.00	33.10	6.70	33.65	96.37	102.52			Peak

Remarks: 1. Emission Level= Antenna Factor + Cable Loss + Reading -Amp factor.
 2. The emission levels that are 20dB below the official limit are not reported.



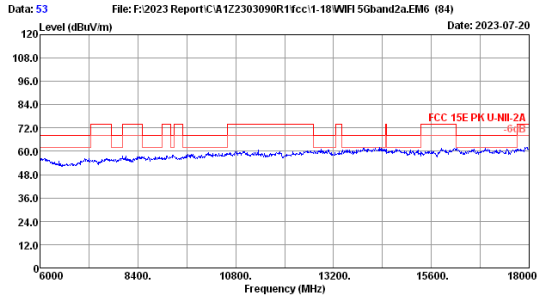
Site no. : 3m Chamber Data no. : 51
 Dis. / Ant. : 3m 2022 MCTD1209-3006 Ant. pol. : VERTICAL
 Limit : FCC 15E PK U-NII-2A
 Env. / Ins. : 23.2°C/52.5% Engineer : nier
 Test Mode : Wifi5G 11ac20 5260MHz TX



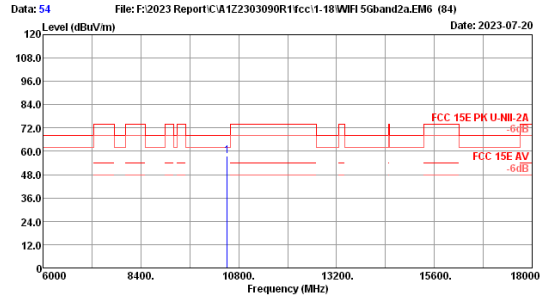
Site no. : 3m Chamber Data no. : 52
 Dis. / Ant. : 3m 2022 MCTD1209-3006 Ant. pol. : VERTICAL
 Limit : FCC 15E PK U-NII-2A
 Env. / Ins. : 23.2°C/52.5% Engineer : nier
 Test Mode : Wifi5G 11ac20 5260MHz TX

No.	Freq. (MHz)	Ant. Factor (dB/m)	Cable Loss (dB)	Amp factor (dB)	Emission Reading (dBuV)	Emission Level (dBuV/m)	Limits (dBuV/m)	Margin (dB)	Remark
1	11052.00	38.28	8.20	33.84	47.65	60.29	68.20	7.91	Peak

Remarks: 1. Emission Level= Antenna Factor + Cable Loss + Reading -Amp factor.
 2. The emission levels that are 20dB below the official limit are not reported.



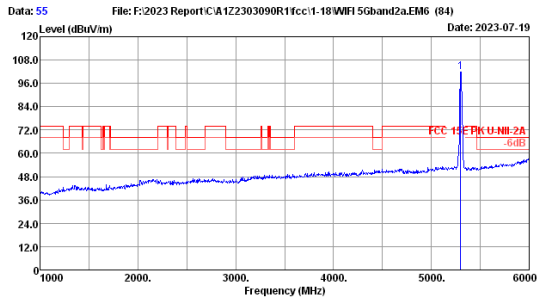
Site no. : 3m Chamber Data no. : 53
 Dis. / Ant. : 3m 2022 MCTD1209-3006 Ant. pol. : HORIZONTAL
 Limit : FCC 15E PK U-NII-2A
 Env. / Ins. : 23.2°C/52.5% Engineer : nier
 Test Mode : Wifi5G 11ac20 5260MHz TX



Site no. : 3m Chamber Data no. : 54
 Dis. / Ant. : 3m 2022 MCTD1209-3006 Ant. pol. : HORIZONTAL
 Limit : FCC 15E PK U-NII-2A
 Env. / Ins. : 23.2°C/52.5% Engineer : nier
 Test Mode : Wifi5G 11ac20 5260MHz TX

No.	Freq. (MHz)	Ant. Factor (dB/m)	Cable Loss (dB)	Amp Factor (dB)	Reading Level (dBuV)	Emission Level (dBuV/m)	Limits (dBuV/m)	Margin (dB)	Remark
1	11052.00	38.28	8.20	33.84	44.86	57.50	68.20	10.70	Peak

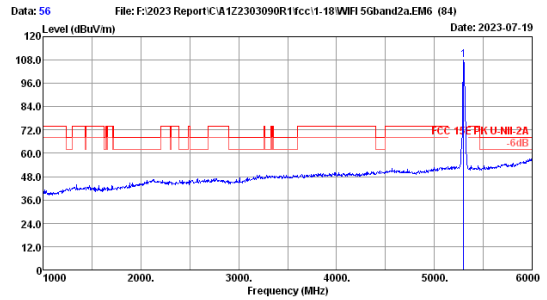
Remarks: 1. Emission Level= Antenna Factor + Cable Loss + Reading - Amp factor.
 2. The emission levels that are 20dB below the official limit are not reported.



Site no. : 3m Chamber Data no. : 55
 Dis. / Ant. : 3m 2022 MCTD1209-3006 Ant. pol. : VERTICAL
 Limit : FCC 15E PK U-NII-2A
 Env. / Ins. : 23.2°C/52.5% Engineer : nier
 Test Mode : Wifi5G 11ac20 5300MHz TX

No.	Freq. (MHz)	Ant. Factor (dB/m)	Cable Loss (dB)	Amp Factor (dB)	Reading Level (dBuV)	Emission Level (dBuV/m)	Limits (dBuV/m)	Margin (dB)	Remark
1	5300.00	33.10	6.72	33.64	95.87	102.05			Peak

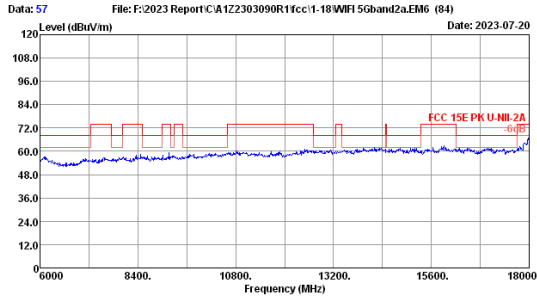
Remarks: 1. Emission Level= Antenna Factor + Cable Loss + Reading - Amp factor.
 2. The emission levels that are 20dB below the official limit are not reported.



Site no. : 3m Chamber Data no. : 56
 Dis. / Ant. : 3m 2022 MCTD1209-3006 Ant. pol. : HORIZONTAL
 Limit : FCC 15E PK U-NII-2A
 Env. / Ins. : 23.2°C/52.5% Engineer : nier
 Test Mode : Wifi5G 11ac20 5300MHz TX

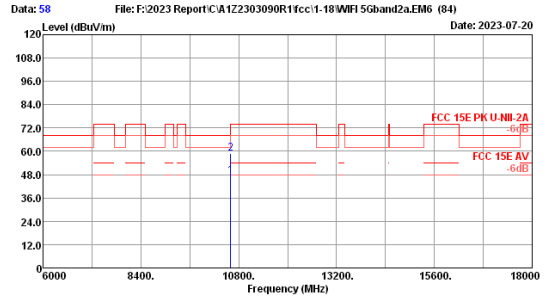
No.	Freq. (MHz)	Ant. Factor (dB/m)	Cable Loss (dB)	Amp Factor (dB)	Reading Level (dBuV)	Emission Level (dBuV/m)	Limits (dBuV/m)	Margin (dB)	Remark
1	5300.00	33.10	6.72	33.64	101.73	107.91			Peak

Remarks: 1. Emission Level= Antenna Factor + Cable Loss + Reading - Amp factor.
 2. The emission levels that are 20dB below the official limit are not reported.



File: F:\2023 Report\CA122303090R1fcc1-18\WiFi 5Gband2a.EM6 (84)
Date: 2023-07-20

Site no. : 3m Chamber Data no. : 57
Dis. / Ant. : 3m 2022 MCTD1209-3006 Ant. pol. : HORIZONTAL
Limit : FCC 15E PK U-NII-2A
Env. / Ins. : 23.2°C/52.5% Engineer : nier
Test Mode : Wifi5G 11ac20 5300MHz TX

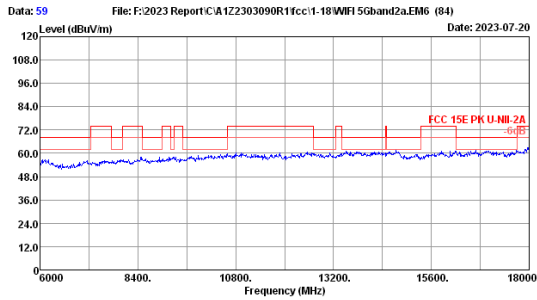


File: F:\2023 Report\CA122303090R1fcc1-18\WiFi 5Gband2a.EM6 (84)
Date: 2023-07-20

Site no. : 3m Chamber Data no. : 58
Dis. / Ant. : 3m 2022 MCTD1209-3006 Ant. pol. : HORIZONTAL
Limit : FCC 15E PK U-NII-2A
Env. / Ins. : 23.2°C/52.5% Engineer : nier
Test Mode : Wifi5G 11ac20 5300MHz TX

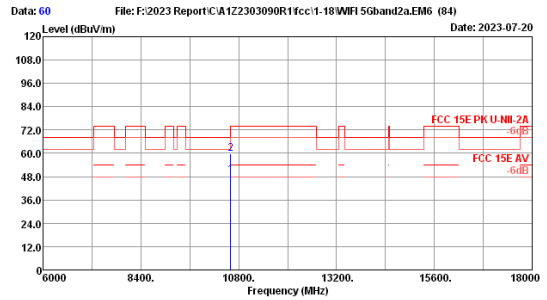
No.	Freq. (MHz)	Ant. Factor (dB/m)	Cable Loss (dB)	Amp Factor (dB)	Reading Level (dBuV)	Emission Level (dBuV/m)	Limits (dBuV/m)	Margin (dB)	Remark
110600.00	38.20	8.22	8.22	33.79	34.96	47.59	54.00	6.41	Average
210600.00	38.20	8.22	8.22	33.79	46.11	58.74	68.20	9.46	Peak

Remarks: 1. Emission Level= Antenna Factor + Cable Loss + Reading -Amp Factor.
2. The emission levels that are 20dB below the official limit are not reported.



File: F:\2023 Report\CA122303090R1fcc1-18\WiFi 5Gband2a.EM6 (84)
Date: 2023-07-20

Site no. : 3m Chamber Data no. : 59
Dis. / Ant. : 3m 2022 MCTD1209-3006 Ant. pol. : VERTICAL
Limit : FCC 15E PK U-NII-2A
Env. / Ins. : 23.2°C/52.5% Engineer : nier
Test Mode : Wifi5G 11ac20 5300MHz TX

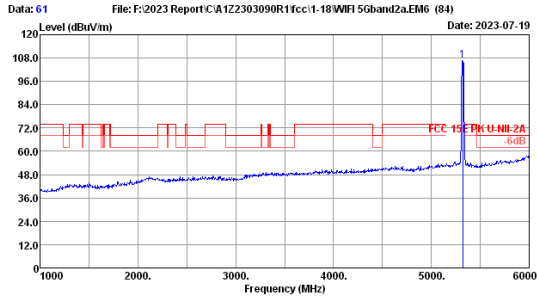


File: F:\2023 Report\CA122303090R1fcc1-18\WiFi 5Gband2a.EM6 (84)
Date: 2023-07-20

Site no. : 3m Chamber Data no. : 60
Dis. / Ant. : 3m 2022 MCTD1209-3006 Ant. pol. : VERTICAL
Limit : FCC 15E PK U-NII-2A
Env. / Ins. : 23.2°C/52.5% Engineer : nier
Test Mode : Wifi5G 11ac20 5300MHz TX

No.	Freq. (MHz)	Ant. Factor (dB/m)	Cable Loss (dB)	Amp Factor (dB)	Reading Level (dBuV)	Emission Level (dBuV/m)	Limits (dBuV/m)	Margin (dB)	Remark
110600.00	38.20	8.22	8.22	33.79	36.15	48.78	54.00	5.22	Average
210600.00	38.20	8.22	8.22	33.79	47.16	59.79	68.20	8.41	Peak

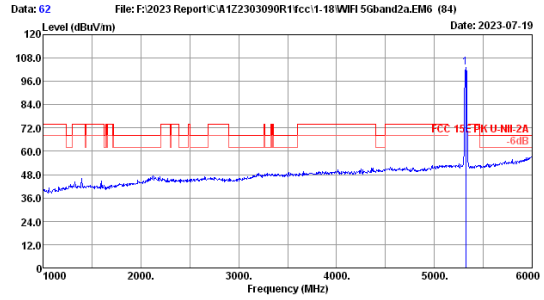
Remarks: 1. Emission Level= Antenna Factor + Cable Loss + Reading -Amp Factor.
2. The emission levels that are 20dB below the official limit are not reported.



File: F:\2023 Report\CA122303090R1fcc\1-18\WiFi 5Gband2a.EM6 (84)
 Date: 2023-07-19
 Site no. : 3m Chamber Data no. : 61
 Dis. / Ant. : 3m 2022 MCTD1209-3006 Ant. pol. : HORIZONTAL
 Limit : FCC 15E PK U-NII-2A
 Env. / Ins. : 23.2°C/52.5% Engineer : nier
 Test Mode : Wifi5G 11ac20 5320MHz TX

No.	Freq. (MHz)	Ant. Factor (dB/m)	Cable Loss (dB)	Amp factor (dB)	Emission Reading (dBuV)	Emission Level (dBuV/m)	Limits (dBuV/m)	Margin (dB)	Remark
1	5320.00	33.03	6.73	33.64	100.38	106.50			Peak

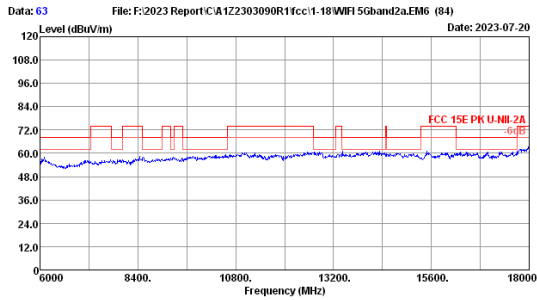
Remarks: 1. Emission Level= Antenna Factor + Cable Loss + Reading -Amp factor.
 2. The emission levels that are 20dB below the official limit are not reported.



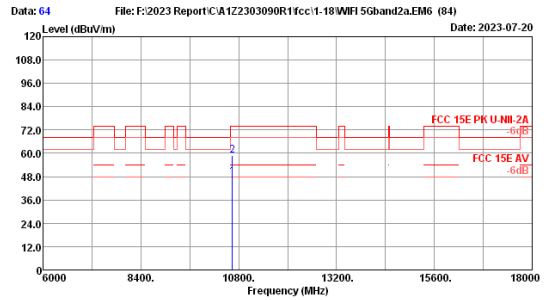
File: F:\2023 Report\CA122303090R1fcc\1-18\WiFi 5Gband2a.EM6 (84)
 Date: 2023-07-19
 Site no. : 3m Chamber Data no. : 62
 Dis. / Ant. : 3m 2022 MCTD1209-3006 Ant. pol. : VERTICAL
 Limit : FCC 15E PK U-NII-2A
 Env. / Ins. : 23.2°C/52.5% Engineer : nier
 Test Mode : Wifi5G 11ac20 5320MHz TX

No.	Freq. (MHz)	Ant. Factor (dB/m)	Cable Loss (dB)	Amp factor (dB)	Emission Reading (dBuV)	Emission Level (dBuV/m)	Limits (dBuV/m)	Margin (dB)	Remark
1	5320.00	33.03	6.73	33.64	97.09	103.21			Peak

Remarks: 1. Emission Level= Antenna Factor + Cable Loss + Reading -Amp factor.
 2. The emission levels that are 20dB below the official limit are not reported.



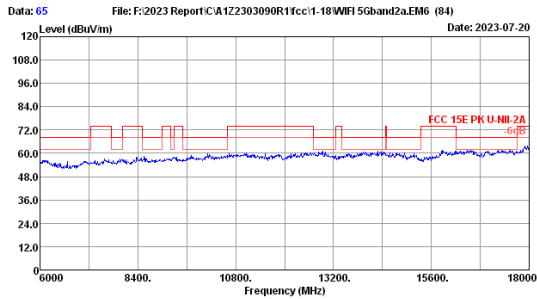
File: F:\2023 Report\CA122303090R1fcc\1-18\WiFi 5Gband2a.EM6 (84)
 Date: 2023-07-20
 Site no. : 3m Chamber Data no. : 63
 Dis. / Ant. : 3m 2022 MCTD1209-3006 Ant. pol. : HORIZONTAL
 Limit : FCC 15E PK U-NII-2A
 Env. / Ins. : 23.2°C/52.5% Engineer : nier
 Test Mode : Wifi5G 11ac20 5320MHz TX



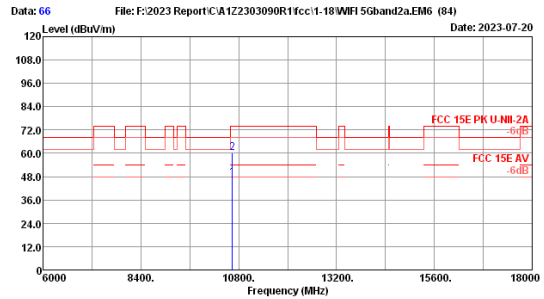
File: F:\2023 Report\CA122303090R1fcc\1-18\WiFi 5Gband2a.EM6 (84)
 Date: 2023-07-20
 Site no. : 3m Chamber Data no. : 64
 Dis. / Ant. : 3m 2022 MCTD1209-3006 Ant. pol. : HORIZONTAL
 Limit : FCC 15E PK U-NII-2A
 Env. / Ins. : 23.2°C/52.5% Engineer : nier
 Test Mode : Wifi5G 11ac20 5320MHz TX

No.	Freq. (MHz)	Ant. Factor (dB/m)	Cable Loss (dB)	Amp factor (dB)	Emission Reading (dBuV)	Emission Level (dBuV/m)	Limits (dBuV/m)	Margin (dB)	Remark
110640.00	38.23	8.23	33.75	35.29	48.00	54.00	54.00	6.00	Average
210640.00	38.23	8.23	33.75	46.26	58.97	74.00	74.00	15.03	Peak

Remarks: 1. Emission Level= Antenna Factor + Cable Loss + Reading -Amp factor.
 2. The emission levels that are 20dB below the official limit are not reported.



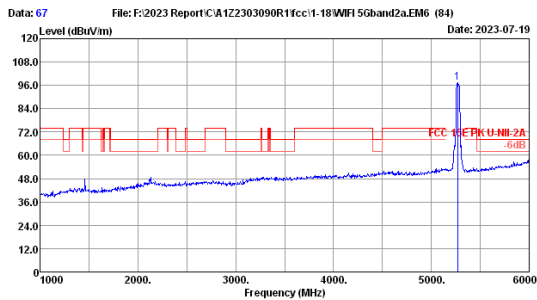
Site no. : 3m Chamber Data no. : 65
 Dis. / Ant. : 3m 2022 MCTD1209-3006 Ant. pol. : VERTICAL
 Limit : FCC 15E PK U-NII-2A
 Env. / Ins. : 23.2°C/52.5% Engineer : nier
 Test Mode : Wifi5G 11ac20 5320MHz TX



Site no. : 3m Chamber Data no. : 66
 Dis. / Ant. : 3m 2022 MCTD1209-3006 Ant. pol. : VERTICAL
 Limit : FCC 15E PK U-NII-2A
 Env. / Ins. : 23.2°C/52.5% Engineer : nier
 Test Mode : Wifi5G 11ac20 5320MHz TX

No.	Freq. (MHz)	Ant. Factor (dB/m)	Cable Loss (dB)	Amp Factor (dB)	Reading (dBuV)	Emission Level (dBuV/m)	Limits (dBuV/m)	Margin (dB)	Remark
110640.00	38.23	8.23	33.75	34.89	47.60	54.00	6.40	Average	
210640.00	38.23	8.23	33.75	47.55	60.36	74.00	13.64	Peak	

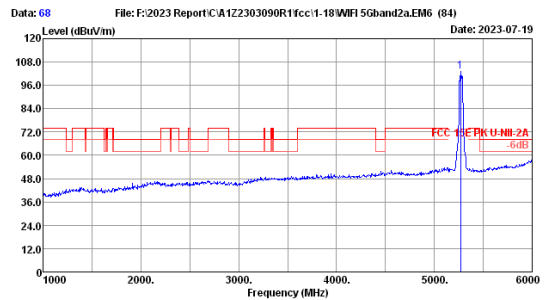
Remarks: 1. Emission Level= Antenna Factor + Cable Loss + Reading - Amp factor.
 2. The emission levels that are 20dB below the official limit are not reported.



Site no. : 3m Chamber Data no. : 67
 Dis. / Ant. : 3m 2022 MCTD1209-3006 Ant. pol. : VERTICAL
 Limit : FCC 15E PK U-NII-2A
 Env. / Ins. : 23.2°C/52.5% Engineer : nier
 Test Mode : Wifi5G 11ac40 5270MHz TX

No.	Freq. (MHz)	Ant. Factor (dB/m)	Cable Loss (dB)	Amp Factor (dB)	Reading (dBuV)	Emission Level (dBuV/m)	Limits (dBuV/m)	Margin (dB)	Remark
1	5270.00	33.10	6.71	33.65	91.48	97.64			Peak

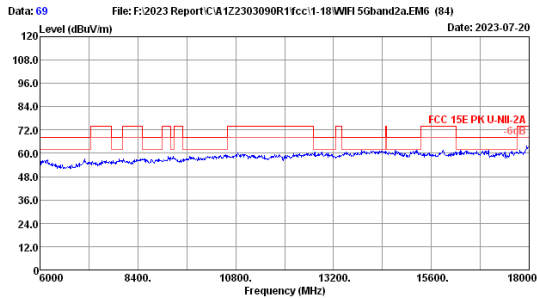
Remarks: 1. Emission Level= Antenna Factor + Cable Loss + Reading - Amp factor.
 2. The emission levels that are 20dB below the official limit are not reported.



Site no. : 3m Chamber Data no. : 68
 Dis. / Ant. : 3m 2022 MCTD1209-3006 Ant. pol. : HORIZONTAL
 Limit : FCC 15E PK U-NII-2A
 Env. / Ins. : 23.2°C/52.5% Engineer : nier
 Test Mode : Wifi5G 11ac40 5270MHz TX

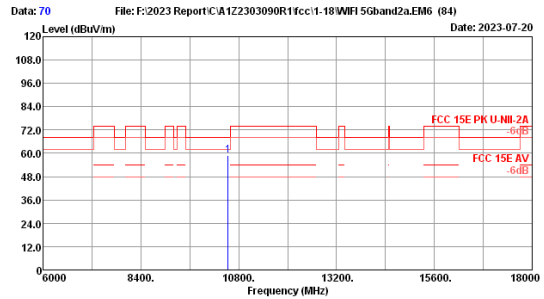
No.	Freq. (MHz)	Ant. Factor (dB/m)	Cable Loss (dB)	Amp Factor (dB)	Reading (dBuV)	Emission Level (dBuV/m)	Limits (dBuV/m)	Margin (dB)	Remark
1	5270.00	33.10	6.71	33.65	96.98	103.14			Peak

Remarks: 1. Emission Level= Antenna Factor + Cable Loss + Reading - Amp factor.
 2. The emission levels that are 20dB below the official limit are not reported.



Data: 69 File: F:\2023 Report\CA122303090R1fcc1-18\WiFi 5Gband2a.EM6 (84) Date: 2023-07-20

Site no. : 3m Chamber Data no. : 69
 Dis. / Ant. : 3m 2022 MCTD1209-3006 Ant. pol. : VERTICAL
 Limit : FCC 15E PK U-NII-2A
 Env. / Ins. : 23.2°C/52.5% Engineer : nier
 Test Mode : Wifi5G 11ac40 5270MHz TX

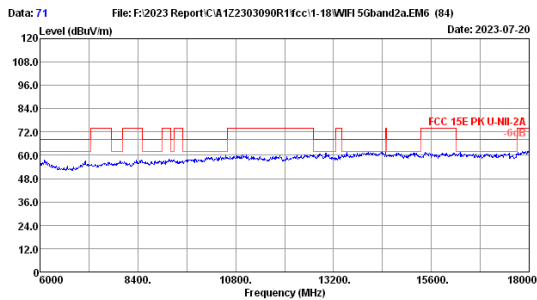


Data: 70 File: F:\2023 Report\CA122303090R1fcc1-18\WiFi 5Gband2a.EM6 (84) Date: 2023-07-20

Site no. : 3m Chamber Data no. : 70
 Dis. / Ant. : 3m 2022 MCTD1209-3006 Ant. pol. : VERTICAL
 Limit : FCC 15E PK U-NII-2A
 Env. / Ins. : 23.2°C/52.5% Engineer : nier
 Test Mode : Wifi5G 11ac40 5270MHz TX

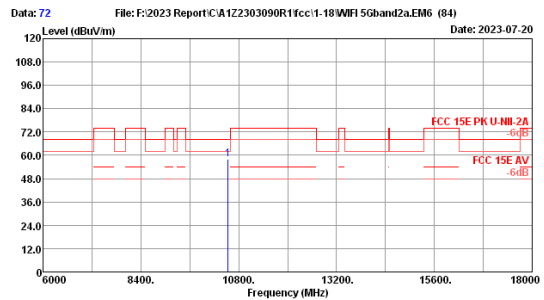
No.	Freq. (MHz)	Ant. Factor (dB/m)	Cable Loss (dB)	Amp Factor (dB)	Reading Level (dBuV)	Emission Level (dBuV/m)	Limits (dBuV/m)	Margin (dB)	Remark
110540.00	38.27	8.21	33.82	46.10	58.76	68.20	9.44	Peak	

Remarks: 1. Emission Level= Antenna Factor + Cable Loss + Reading - Amp factor.
 2. The emission levels that are 20dB below the official limit are not reported.



Data: 71 File: F:\2023 Report\CA122303090R1fcc1-18\WiFi 5Gband2a.EM6 (84) Date: 2023-07-20

Site no. : 3m Chamber Data no. : 71
 Dis. / Ant. : 3m 2022 MCTD1209-3006 Ant. pol. : HORIZONTAL
 Limit : FCC 15E PK U-NII-2A
 Env. / Ins. : 23.2°C/52.5% Engineer : nier
 Test Mode : Wifi5G 11ac40 5270MHz TX

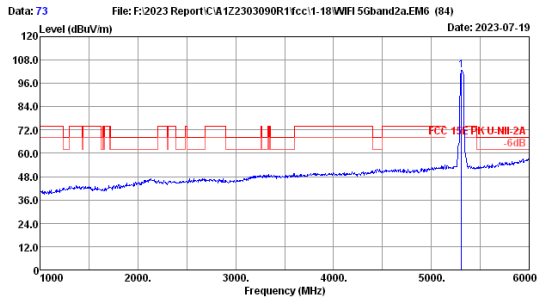


Data: 72 File: F:\2023 Report\CA122303090R1fcc1-18\WiFi 5Gband2a.EM6 (84) Date: 2023-07-20

Site no. : 3m Chamber Data no. : 72
 Dis. / Ant. : 3m 2022 MCTD1209-3006 Ant. pol. : HORIZONTAL
 Limit : FCC 15E PK U-NII-2A
 Env. / Ins. : 23.2°C/52.5% Engineer : nier
 Test Mode : Wifi5G 11ac40 5270MHz TX

No.	Freq. (MHz)	Ant. Factor (dB/m)	Cable Loss (dB)	Amp Factor (dB)	Reading Level (dBuV)	Emission Level (dBuV/m)	Limits (dBuV/m)	Margin (dB)	Remark
110540.00	38.27	8.21	33.82	45.18	57.84	68.20	10.36	Peak	

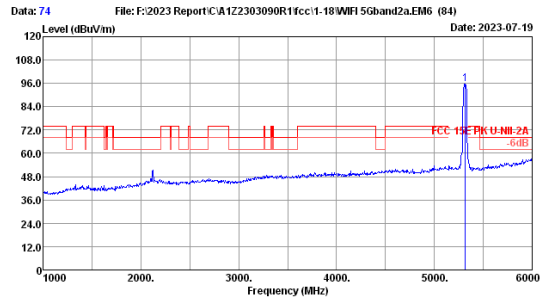
Remarks: 1. Emission Level= Antenna Factor + Cable Loss + Reading - Amp factor.
 2. The emission levels that are 20dB below the official limit are not reported.



File: F:\2023 Report\CA122303090R1fcc1-18\WiFi 5Gband2a.EM6 (84)
 Site no. : 3m Chamber Data no. : 73
 Dis. / Ant. : 3m 2022 MCTD1209-3006 Ant. pol. : HORIZONTAL
 Limit : FCC 15E PK U-NII-2A
 Env. / Ins. : 23.2°C/52.5% Engineer : nier
 Test Mode : Wifi5G 11ac40 5310MHz TX

No.	Freq. (MHz)	Ant. Factor (dB/m)	Cable Loss (dB)	Amp Factor (dB)	Emission Reading (dBuV)	Emission Level (dBuV/m)	Limits (dBuV/m)	Margin (dB)	Remark
1	5310.00	33.03	6.72	33.64	96.82	102.93			Peak

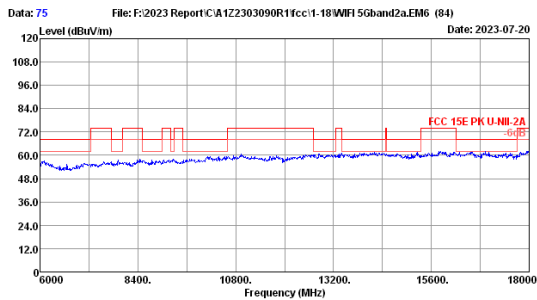
Remarks: 1. Emission Level= Antenna Factor + Cable Loss + Reading -Amp factor.
 2. The emission levels that are 20dB below the official limit are not reported.



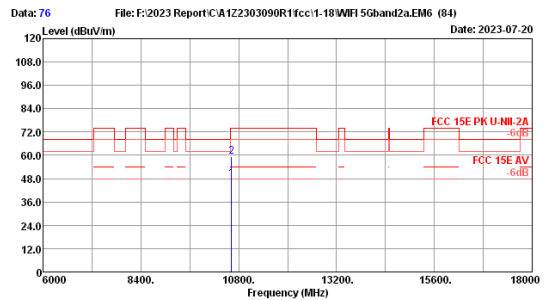
File: F:\2023 Report\CA122303090R1fcc1-18\WiFi 5Gband2a.EM6 (84)
 Site no. : 3m Chamber Data no. : 74
 Dis. / Ant. : 3m 2022 MCTD1209-3006 Ant. pol. : VERTICAL
 Limit : FCC 15E PK U-NII-2A
 Env. / Ins. : 23.2°C/52.5% Engineer : nier
 Test Mode : Wifi5G 11ac40 5310MHz TX

No.	Freq. (MHz)	Ant. Factor (dB/m)	Cable Loss (dB)	Amp Factor (dB)	Emission Reading (dBuV)	Emission Level (dBuV/m)	Limits (dBuV/m)	Margin (dB)	Remark
1	5315.00	33.03	6.73	33.64	89.53	95.65			Peak

Remarks: 1. Emission Level= Antenna Factor + Cable Loss + Reading -Amp factor.
 2. The emission levels that are 20dB below the official limit are not reported.



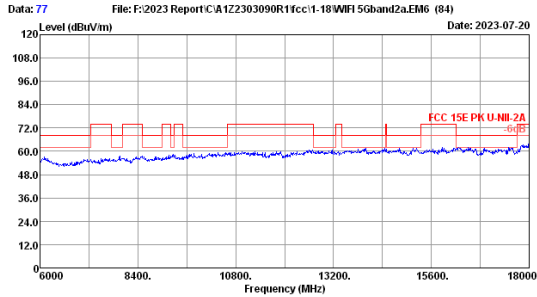
File: F:\2023 Report\CA122303090R1fcc1-18\WiFi 5Gband2a.EM6 (84)
 Site no. : 3m Chamber Data no. : 75
 Dis. / Ant. : 3m 2022 MCTD1209-3006 Ant. pol. : HORIZONTAL
 Limit : FCC 15E PK U-NII-2A
 Env. / Ins. : 23.2°C/52.5% Engineer : nier
 Test Mode : Wifi5G 11ac40 5310MHz TX



File: F:\2023 Report\CA122303090R1fcc1-18\WiFi 5Gband2a.EM6 (84)
 Site no. : 3m Chamber Data no. : 76
 Dis. / Ant. : 3m 2022 MCTD1209-3006 Ant. pol. : HORIZONTAL
 Limit : FCC 15E PK U-NII-2A
 Env. / Ins. : 23.2°C/52.5% Engineer : nier
 Test Mode : Wifi5G 11ac40 5310MHz TX

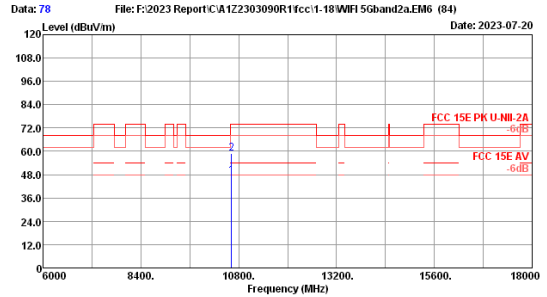
No.	Freq. (MHz)	Ant. Factor (dB/m)	Cable Loss (dB)	Amp Factor (dB)	Emission Reading (dBuV)	Emission Level (dBuV/m)	Limits (dBuV/m)	Margin (dB)	Remark
	11062.00	38.22	8.22	33.77	35.11	47.78	54.00	6.22	Average
	21062.00	38.22	8.22	33.77	46.48	59.15	74.00	14.85	Peak

Remarks: 1. Emission Level= Antenna Factor + Cable Loss + Reading -Amp factor.
 2. The emission levels that are 20dB below the official limit are not reported.



File: F:\2023 Report\CA122303090R1fcc1-18\WiFi 5Gband2a.EM6 (84)
Date: 2023-07-20

Site no. : 3m Chamber Data no. : 77
Dis. / Ant. : 3m 2022 MCTD1209-3006 Ant. pol. : VERTICAL
Limit : FCC 15E PK U-NII-2A
Env. / Ins. : 23.2°C/52.5% Engineer : nier
Test Mode : Wifi5G 11ac40 5310MHz TX

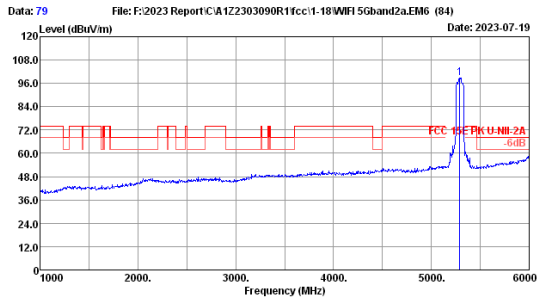


File: F:\2023 Report\CA122303090R1fcc1-18\WiFi 5Gband2a.EM6 (84)
Date: 2023-07-20

Site no. : 3m Chamber Data no. : 78
Dis. / Ant. : 3m 2022 MCTD1209-3006 Ant. pol. : VERTICAL
Limit : FCC 15E PK U-NII-2A
Env. / Ins. : 23.2°C/52.5% Engineer : nier
Test Mode : Wifi5G 11ac40 5310MHz TX

No.	Freq. (MHz)	Ant. Factor (dB/m)	Cable Loss (dB)	Amp Factor (dB)	Reading (dBuV)	Emission Level (dBuV/m)	Limits (dBuV/m)	Margin (dB)	Remark
110620.00	38.22	8.22	33.77	34.87	47.54	54.00	54.00	6.46	Average
210620.00	38.22	8.22	33.77	46.30	58.97	74.00	74.00	15.03	Peak

Remarks: 1. Emission Level= Antenna Factor + Cable Loss + Reading - Amp factor.
2. The emission levels that are 20dB below the official limit are not reported.

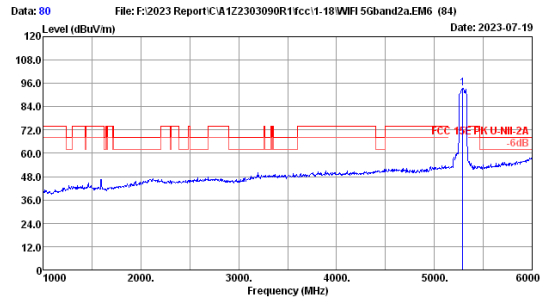


File: F:\2023 Report\CA122303090R1fcc1-18\WiFi 5Gband2a.EM6 (84)
Date: 2023-07-19

Site no. : 3m Chamber Data no. : 79
Dis. / Ant. : 3m 2022 MCTD1209-3006 Ant. pol. : HORIZONTAL
Limit : FCC 15E PK U-NII-2A
Env. / Ins. : 23.2°C/52.5% Engineer : nier
Test Mode : Wifi5G 11ac80 5290MHz TX

No.	Freq. (MHz)	Ant. Factor (dB/m)	Cable Loss (dB)	Amp Factor (dB)	Reading (dBuV)	Emission Level (dBuV/m)	Limits (dBuV/m)	Margin (dB)	Remark
1	5290.00	33.10	6.72	33.64	92.63	98.81	-----	-----	Peak

Remarks: 1. Emission Level= Antenna Factor + Cable Loss + Reading - Amp factor.
2. The emission levels that are 20dB below the official limit are not reported.

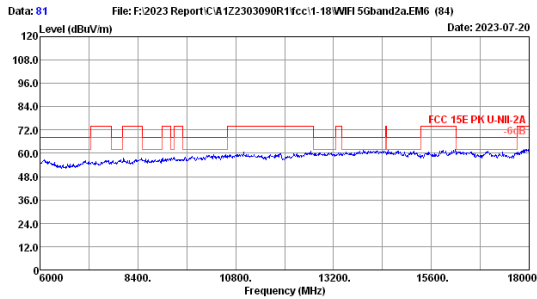


File: F:\2023 Report\CA122303090R1fcc1-18\WiFi 5Gband2a.EM6 (84)
Date: 2023-07-19

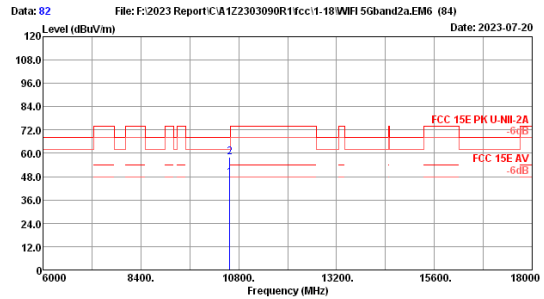
Site no. : 3m Chamber Data no. : 80
Dis. / Ant. : 3m 2022 MCTD1209-3006 Ant. pol. : VERTICAL
Limit : FCC 15E PK U-NII-2A
Env. / Ins. : 23.2°C/52.5% Engineer : nier
Test Mode : Wifi5G 11ac80 5290MHz TX

No.	Freq. (MHz)	Ant. Factor (dB/m)	Cable Loss (dB)	Amp Factor (dB)	Reading (dBuV)	Emission Level (dBuV/m)	Limits (dBuV/m)	Margin (dB)	Remark
1	5290.00	33.10	6.72	33.64	87.24	93.42	-----	-----	Peak

Remarks: 1. Emission Level= Antenna Factor + Cable Loss + Reading - Amp factor.
2. The emission levels that are 20dB below the official limit are not reported.



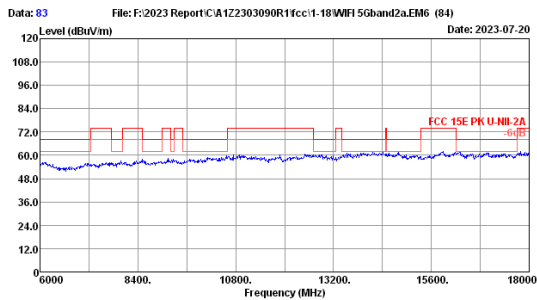
Site no. : 3m Chamber Data no. : 81
 Dis. / Ant. : 3m 2022 MCTD1209-3006 Ant. pol. : VERTICAL
 Limit : FCC 15E PK U-NII-2A
 Env. / Ins. : 23.2°C/52.5% Engineer : nier
 Test Mode : Wifi5G 11ac80 5290MHz TX



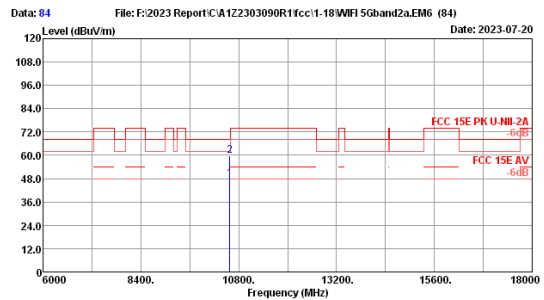
Site no. : 3m Chamber Data no. : 82
 Dis. / Ant. : 3m 2022 MCTD1209-3006 Ant. pol. : VERTICAL
 Limit : FCC 15E PK U-NII-2A
 Env. / Ins. : 23.2°C/52.5% Engineer : nier
 Test Mode : Wifi5G 11ac80 5290MHz TX

No.	Freq. (MHz)	Ant. Factor (dB/m)	Cable Loss (dB)	Amp Factor (dB)	Reading Level (dBuV)	Emission Level (dBuV/m)	Limits (dBuV/m)	Margin (dB)	Remark
110580.00	38.22	8.22	33.79	34.77	47.42	-----	-----	-----	Average
210580.00	38.22	8.22	33.79	45.34	57.99	68.20	10.21	-----	Peak

Remarks: 1. Emission Level= Antenna Factor + Cable Loss + Reading -Amp Factor.
 2. The emission levels that are 20dB below the official limit are not reported.



Site no. : 3m Chamber Data no. : 83
 Dis. / Ant. : 3m 2022 MCTD1209-3006 Ant. pol. : HORIZONTAL
 Limit : FCC 15E PK U-NII-2A
 Env. / Ins. : 23.2°C/52.5% Engineer : nier
 Test Mode : Wifi5G 11ac80 5290MHz TX

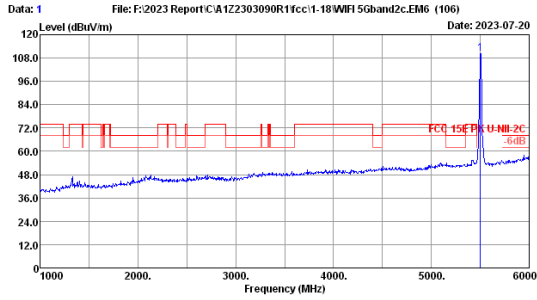


Site no. : 3m Chamber Data no. : 84
 Dis. / Ant. : 3m 2022 MCTD1209-3006 Ant. pol. : HORIZONTAL
 Limit : FCC 15E PK U-NII-2A
 Env. / Ins. : 23.2°C/52.5% Engineer : nier
 Test Mode : Wifi5G 11ac80 5290MHz TX

No.	Freq. (MHz)	Ant. Factor (dB/m)	Cable Loss (dB)	Amp Factor (dB)	Reading Level (dBuV)	Emission Level (dBuV/m)	Limits (dBuV/m)	Margin (dB)	Remark
110580.00	38.22	8.22	33.79	35.22	47.87	-----	-----	-----	Average
210580.00	38.22	8.22	33.79	47.03	59.68	68.20	8.52	-----	Peak

Remarks: 1. Emission Level= Antenna Factor + Cable Loss + Reading -Amp Factor.
 2. The emission levels that are 20dB below the official limit are not reported.

U-NII-2C Band:

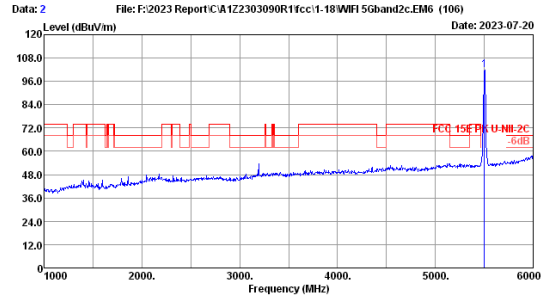


File: F:\2023 Report\CA122303090R1fcc1-18\WiFi 5Gband2c.EM6 (106) Date: 2023-07-20

Site no. : 3m Chamber Data no. : 1
 Dis. / Ant. : 3m 2022 MCTD1209-3006 Ant. pol. : HORIZONTAL
 Limit : FCC 15E PK U-NII-2C
 Env. / Ins. : 23.2°C/52.5% Engineer : nier
 Test Mode : Wifi5G 11a 5500MHz TX

No.	Freq. (MHz)	Ant. Factor (dB/m)	Cable Loss (dB)	Amp factor (dB)	Emission Reading (dBuV)	Emission Level (dBuV/m)	Limits (dBuV/m)	Margin (dB)	Remark
1	5500.00	32.70	6.80	33.60	104.38	110.28	-----	-----	Peak

Remarks: 1. Emission Level= Antenna Factor + Cable Loss + Reading -Amp factor.
 2. The emission levels that are 20dB below the official limit are not reported.

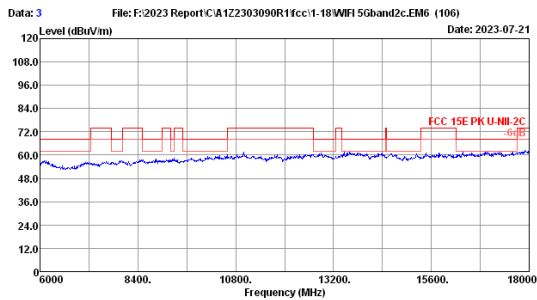


File: F:\2023 Report\CA122303090R1fcc1-18\WiFi 5Gband2c.EM6 (106) Date: 2023-07-20

Site no. : 3m Chamber Data no. : 2
 Dis. / Ant. : 3m 2022 MCTD1209-3006 Ant. pol. : VERTICAL
 Limit : FCC 15E PK U-NII-2C
 Env. / Ins. : 23.2°C/52.5% Engineer : nier
 Test Mode : Wifi5G 11a 5500MHz TX

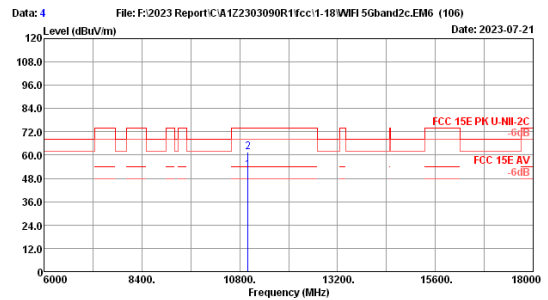
No.	Freq. (MHz)	Ant. Factor (dB/m)	Cable Loss (dB)	Amp factor (dB)	Emission Reading (dBuV)	Emission Level (dBuV/m)	Limits (dBuV/m)	Margin (dB)	Remark
1	5500.00	32.70	6.80	33.60	95.87	101.77	-----	-----	Peak

Remarks: 1. Emission Level= Antenna Factor + Cable Loss + Reading -Amp factor.
 2. The emission levels that are 20dB below the official limit are not reported.



File: F:\2023 Report\CA122303090R1fcc1-18\WiFi 5Gband2c.EM6 (106) Date: 2023-07-21

Site no. : 3m Chamber Data no. : 3
 Dis. / Ant. : 3m 2022 MCTD1209-3006 Ant. pol. : VERTICAL
 Limit : FCC 15E PK U-NII-2C
 Env. / Ins. : 23.2°C/52.5% Engineer : nier
 Test Mode : Wifi5G 11a 5500MHz TX

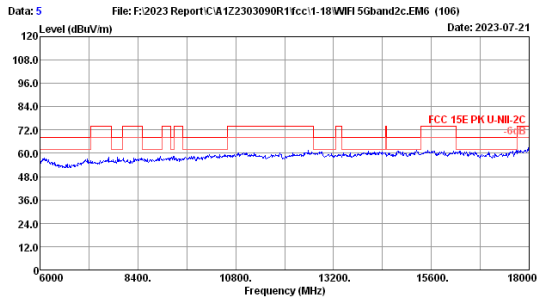


File: F:\2023 Report\CA122303090R1fcc1-18\WiFi 5Gband2c.EM6 (106) Date: 2023-07-21

Site no. : 3m Chamber Data no. : 4
 Dis. / Ant. : 3m 2022 MCTD1209-3006 Ant. pol. : VERTICAL
 Limit : FCC 15E PK U-NII-2C
 Env. / Ins. : 23.2°C/52.5% Engineer : nier
 Test Mode : Wifi5G 11a 5500MHz TX

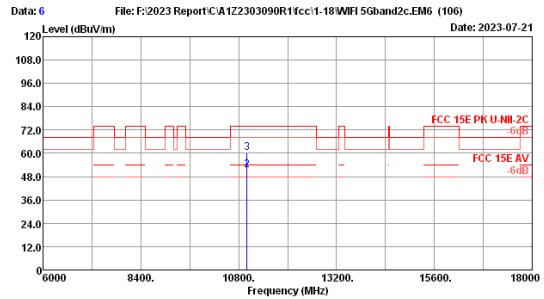
No.	Freq. (MHz)	Ant. Factor (dB/m)	Cable Loss (dB)	Amp factor (dB)	Emission Reading (dBuV)	Emission Level (dBuV/m)	Limits (dBuV/m)	Margin (dB)	Remark
111000.00	38.60	8.30	33.50	38.90	52.30	54.00	1.70	Average	
211000.00	38.60	8.30	33.50	48.17	61.57	74.00	12.43	Peak	

Remarks: 1. Emission Level= Antenna Factor + Cable Loss + Reading -Amp factor.
 2. The emission levels that are 20dB below the official limit are not reported.



File: F:\2023 Report\CA122303090R1fcc1-18\WiFi 5Gband2c.EM6 (106)
Date: 2023-07-21

Site no. : 3m Chamber Data no. : 5
Dis. / Ant. : 3m 2022 MCTD1209-3006 Ant. pol. : HORIZONTAL
Limit : FCC 15E PK U-NII-2C
Env. / Ins. : 23.2°C/52.5% Engineer : nier
Test Mode : Wifi5G 11a 5500MHz TX

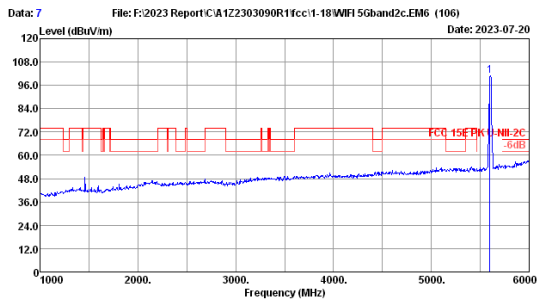


File: F:\2023 Report\CA122303090R1fcc1-18\WiFi 5Gband2c.EM6 (106)
Date: 2023-07-21

Site no. : 3m Chamber Data no. : 6
Dis. / Ant. : 3m 2022 MCTD1209-3006 Ant. pol. : HORIZONTAL
Limit : FCC 15E PK U-NII-2C
Env. / Ins. : 23.2°C/52.5% Engineer : nier
Test Mode : Wifi5G 11a 5500MHz TX

No.	Freq. (MHz)	Ant. Factor (dB/m)	Cable Loss (dB)	Amp Factor (dB)	Reading (dBuV)	Emission Level (dBuV/m)	Limits (dBuV/m)	Margin (dB)	Remark
111000.00	38.60	8.30	33.50	36.11	49.51	54.00	4.49	Average	
211000.00	38.60	8.30	33.50	37.93	51.33	54.00	2.67	Average	
311000.00	38.60	8.30	33.50	46.88	60.28	74.00	13.72	Peak	

Remarks: 1. Emission Level= Antenna Factor + Cable Loss + Reading - Amp factor.
2. The emission levels that are 20dB below the official limit are not reported.

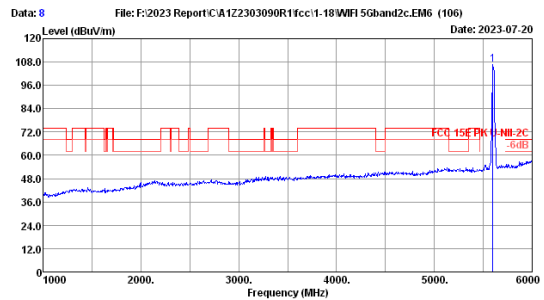


File: F:\2023 Report\CA122303090R1fcc1-18\WiFi 5Gband2c.EM6 (106)
Date: 2023-07-20

Site no. : 3m Chamber Data no. : 7
Dis. / Ant. : 3m 2022 MCTD1209-3006 Ant. pol. : VERTICAL
Limit : FCC 15E PK U-NII-2C
Env. / Ins. : 23.2°C/52.5% Engineer : nier
Test Mode : Wifi5G 11a 5600MHz TX

No.	Freq. (MHz)	Ant. Factor (dB/m)	Cable Loss (dB)	Amp Factor (dB)	Reading (dBuV)	Emission Level (dBuV/m)	Limits (dBuV/m)	Margin (dB)	Remark
1	5600.00	33.30	6.84	33.58	94.36	100.92	-----	-----	Peak

Remarks: 1. Emission Level= Antenna Factor + Cable Loss + Reading - Amp factor.
2. The emission levels that are 20dB below the official limit are not reported.

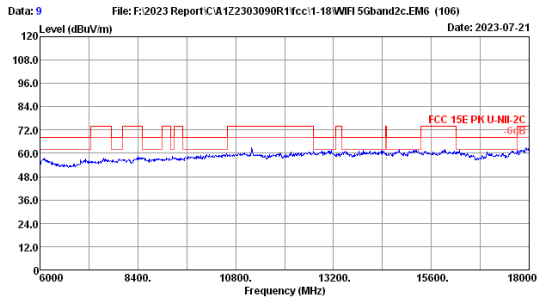


File: F:\2023 Report\CA122303090R1fcc1-18\WiFi 5Gband2c.EM6 (106)
Date: 2023-07-20

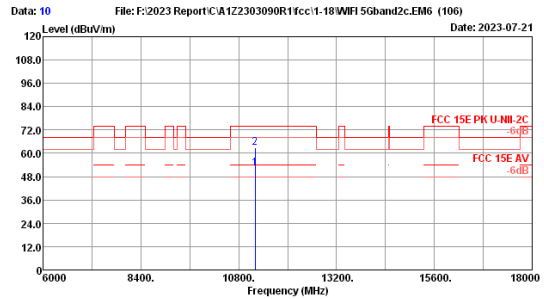
Site no. : 3m Chamber Data no. : 8
Dis. / Ant. : 3m 2022 MCTD1209-3006 Ant. pol. : HORIZONTAL
Limit : FCC 15E PK U-NII-2C
Env. / Ins. : 23.2°C/52.5% Engineer : nier
Test Mode : Wifi5G 11a 5600MHz TX

No.	Freq. (MHz)	Ant. Factor (dB/m)	Cable Loss (dB)	Amp Factor (dB)	Reading (dBuV)	Emission Level (dBuV/m)	Limits (dBuV/m)	Margin (dB)	Remark
1	5600.00	33.30	6.84	33.58	99.97	106.53	-----	-----	Peak

Remarks: 1. Emission Level= Antenna Factor + Cable Loss + Reading - Amp factor.
2. The emission levels that are 20dB below the official limit are not reported.



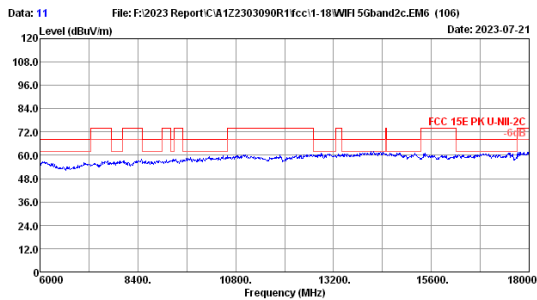
Site no. : 3m Chamber Data no. : 9
 Dis. / Ant. : 3m 2022 MCTD1209-3006 Ant. pol. : VERTICAL
 Limit : FCC 15E PK U-NII-2C
 Env. / Ins. : 23.2°C/52.5% Engineer : nier
 Test Mode : Wifi5G 11a 5600MHz TX



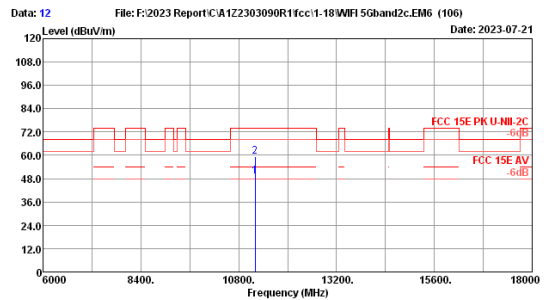
Site no. : 3m Chamber Data no. : 10
 Dis. / Ant. : 3m 2022 MCTD1209-3006 Ant. pol. : VERTICAL
 Limit : FCC 15E PK U-NII-2C
 Env. / Ins. : 23.2°C/52.5% Engineer : nier
 Test Mode : Wifi5G 11a 5600MHz TX

No.	Freq. (MHz)	Ant. Factor (dB/m)	Cable Loss (dB)	Amp Factor (dB)	Reading Level (dBuV)	Emission Level (dBuV/m)	Limits (dBuV/m)	Margin (dB)	Remark
111200.00	38.40	8.34	33.54	38.90	52.10	54.00	1.90	Average	
211200.00	38.40	8.34	33.54	49.80	63.00	74.00	11.00	Peak	

Remarks: 1. Emission Level= Antenna Factor + Cable Loss + Reading - Amp Factor.
 2. The emission levels that are 20dB below the official limit are not reported.



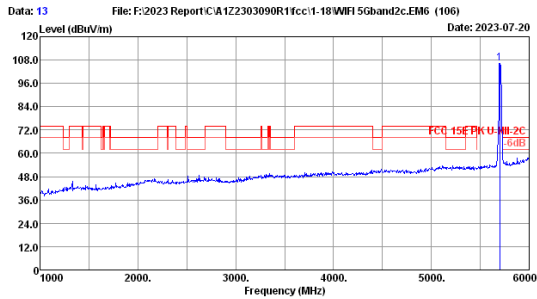
Site no. : 3m Chamber Data no. : 11
 Dis. / Ant. : 3m 2022 MCTD1209-3006 Ant. pol. : HORIZONTAL
 Limit : FCC 15E PK U-NII-2C
 Env. / Ins. : 23.2°C/52.5% Engineer : nier
 Test Mode : Wifi5G 11a 5600MHz TX



Site no. : 3m Chamber Data no. : 12
 Dis. / Ant. : 3m 2022 MCTD1209-3006 Ant. pol. : HORIZONTAL
 Limit : FCC 15E PK U-NII-2C
 Env. / Ins. : 23.2°C/52.5% Engineer : nier
 Test Mode : Wifi5G 11a 5600MHz TX

No.	Freq. (MHz)	Ant. Factor (dB/m)	Cable Loss (dB)	Amp Factor (dB)	Reading Level (dBuV)	Emission Level (dBuV/m)	Limits (dBuV/m)	Margin (dB)	Remark
111200.00	38.40	8.34	33.54	36.03	49.23	54.00	4.77	Average	
211200.00	38.40	8.34	33.54	46.06	59.26	74.00	14.74	Peak	

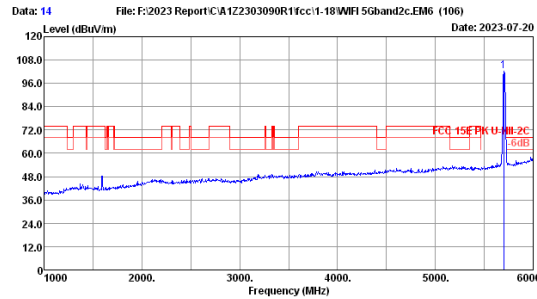
Remarks: 1. Emission Level= Antenna Factor + Cable Loss + Reading - Amp Factor.
 2. The emission levels that are 20dB below the official limit are not reported.



Site no. : 3m Chamber Data no. : 13
 Dis. / Ant. : 3m 2022 MCTD1209-3006 Ant. pol. : HORIZONTAL
 Limit : FCC 15E PK U-NII-2C
 Env. / Ins. : 23.2°C/52.5% Engineer : nier
 Test Mode : Wifi5G 11a 5700MHz TX

No.	Freq. (MHz)	Ant. Factor (dB/m)	Cable Loss (dB)	Amp factor (dB)	Emission Reading (dBuV)	Emission Level (dBuV/m)	Limits (dBuV/m)	Margin (dB)	Remark
1	5700.00	33.90	6.88	33.56	99.27	106.49			Peak

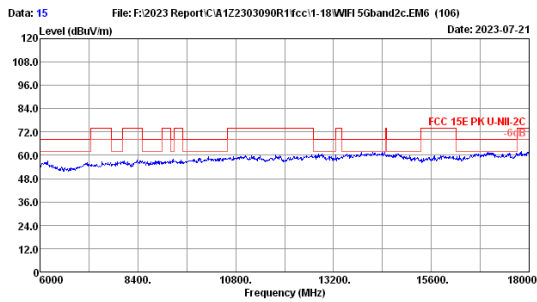
Remarks: 1. Emission Level= Antenna Factor + Cable Loss + Reading -Amp factor.
 2. The emission levels that are 20dB below the official limit are not reported.



Site no. : 3m Chamber Data no. : 14
 Dis. / Ant. : 3m 2022 MCTD1209-3006 Ant. pol. : VERTICAL
 Limit : FCC 15E PK U-NII-2C
 Env. / Ins. : 23.2°C/52.5% Engineer : nier
 Test Mode : Wifi5G 11a 5700MHz TX

No.	Freq. (MHz)	Ant. Factor (dB/m)	Cable Loss (dB)	Amp factor (dB)	Emission Reading (dBuV)	Emission Level (dBuV/m)	Limits (dBuV/m)	Margin (dB)	Remark
1	5700.00	33.90	6.88	33.56	94.99	102.21			Peak

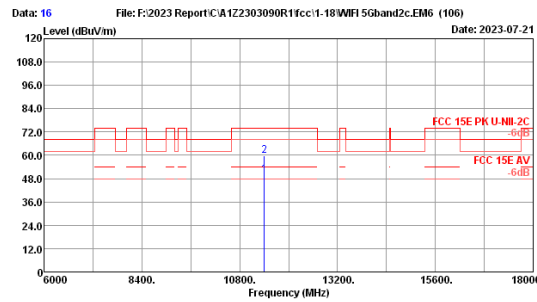
Remarks: 1. Emission Level= Antenna Factor + Cable Loss + Reading -Amp factor.
 2. The emission levels that are 20dB below the official limit are not reported.



Site no. : 3m Chamber Data no. : 15
 Dis. / Ant. : 3m 2022 MCTD1209-3006 Ant. pol. : VERTICAL
 Limit : FCC 15E PK U-NII-2C
 Env. / Ins. : 23.2°C/52.5% Engineer : nier
 Test Mode : Wifi5G 11a 5700MHz TX

No.	Freq. (MHz)	Ant. Factor (dB/m)	Cable Loss (dB)	Amp factor (dB)	Emission Reading (dBuV)	Emission Level (dBuV/m)	Limits (dBuV/m)	Margin (dB)	Remark
1	111400.00	38.20	8.38	33.58	37.07	50.07	54.00	3.93	Average
2	211400.00	38.20	8.38	33.58	46.78	59.78	74.00	14.22	Peak

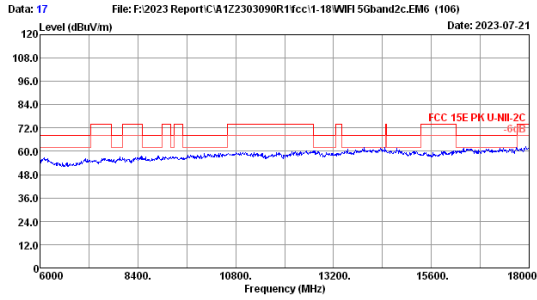
Remarks: 1. Emission Level= Antenna Factor + Cable Loss + Reading -Amp factor.
 2. The emission levels that are 20dB below the official limit are not reported.



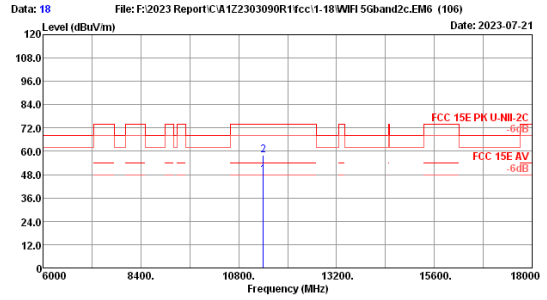
Site no. : 3m Chamber Data no. : 16
 Dis. / Ant. : 3m 2022 MCTD1209-3006 Ant. pol. : VERTICAL
 Limit : FCC 15E PK U-NII-2C
 Env. / Ins. : 23.2°C/52.5% Engineer : nier
 Test Mode : Wifi5G 11a 5700MHz TX

No.	Freq. (MHz)	Ant. Factor (dB/m)	Cable Loss (dB)	Amp factor (dB)	Emission Reading (dBuV)	Emission Level (dBuV/m)	Limits (dBuV/m)	Margin (dB)	Remark
1	111400.00	38.20	8.38	33.58	37.07	50.07	54.00	3.93	Average
2	211400.00	38.20	8.38	33.58	46.78	59.78	74.00	14.22	Peak

Remarks: 1. Emission Level= Antenna Factor + Cable Loss + Reading -Amp factor.
 2. The emission levels that are 20dB below the official limit are not reported.



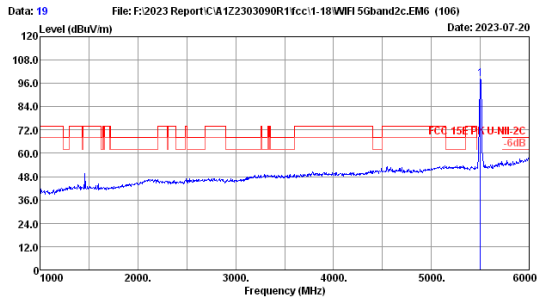
Site no. : 3m Chamber Data no. : 17
 Dis. / Ant. : 3m 2022 MCTD1209-3006 Ant. pol. : HORIZONTAL
 Limit : FCC 15E PK U-NII-2C
 Env. / Ins. : 23.2°C/52.5% Engineer : nier
 Test Mode : Wifi5G 11a 5700MHz TX



Site no. : 3m Chamber Data no. : 18
 Dis. / Ant. : 3m 2022 MCTD1209-3006 Ant. pol. : HORIZONTAL
 Limit : FCC 15E PK U-NII-2C
 Env. / Ins. : 23.2°C/52.5% Engineer : nier
 Test Mode : Wifi5G 11a 5700MHz TX

No.	Freq. (MHz)	Ant. Factor (dB/m)	Cable Loss (dB)	Amp Factor (dB)	Reading (dBuV)	Emission Level (dBuV/m)	Limits (dBuV/m)	Margin (dB)	Remark
111400.00	38.20	8.38	33.58	34.80	47.80	54.00	6.20	Average	
211400.00	38.20	8.38	33.58	45.18	58.18	74.00	15.82	Peak	

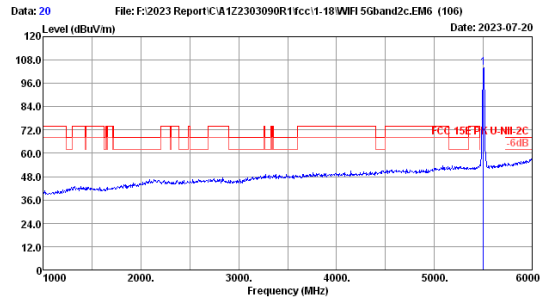
Remarks: 1. Emission Level= Antenna Factor + Cable Loss + Reading - Amp factor.
 2. The emission levels that are 20dB below the official limit are not reported.



Site no. : 3m Chamber Data no. : 19
 Dis. / Ant. : 3m 2022 MCTD1209-3006 Ant. pol. : VERTICAL
 Limit : FCC 15E PK U-NII-2C
 Env. / Ins. : 23.2°C/52.5% Engineer : nier
 Test Mode : Wifi5G 11n20 5500MHz TX

No.	Freq. (MHz)	Ant. Factor (dB/m)	Cable Loss (dB)	Amp Factor (dB)	Reading (dBuV)	Emission Level (dBuV/m)	Limits (dBuV/m)	Margin (dB)	Remark
1	5500.00	32.70	6.80	33.60	92.51	98.41			Peak

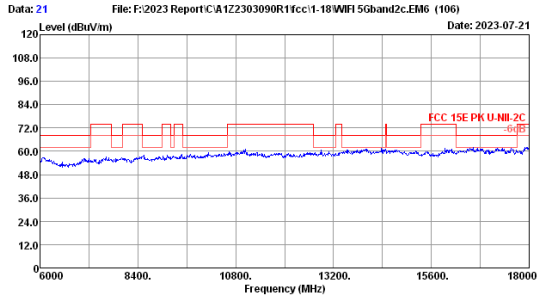
Remarks: 1. Emission Level= Antenna Factor + Cable Loss + Reading - Amp factor.
 2. The emission levels that are 20dB below the official limit are not reported.



Site no. : 3m Chamber Data no. : 20
 Dis. / Ant. : 3m 2022 MCTD1209-3006 Ant. pol. : HORIZONTAL
 Limit : FCC 15E PK U-NII-2C
 Env. / Ins. : 23.2°C/52.5% Engineer : nier
 Test Mode : Wifi5G 11n20 5500MHz TX

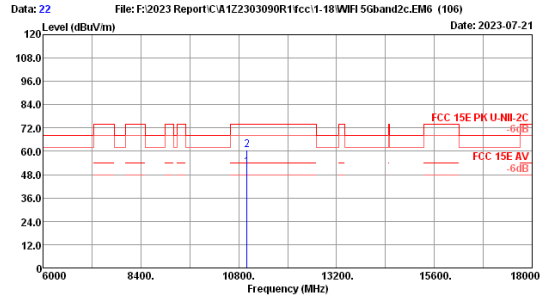
No.	Freq. (MHz)	Ant. Factor (dB/m)	Cable Loss (dB)	Amp Factor (dB)	Reading (dBuV)	Emission Level (dBuV/m)	Limits (dBuV/m)	Margin (dB)	Remark
1	5500.00	32.70	6.80	33.60	98.13	104.03			Peak

Remarks: 1. Emission Level= Antenna Factor + Cable Loss + Reading - Amp factor.
 2. The emission levels that are 20dB below the official limit are not reported.



File: F:\2023 Report\CA122303090R1fcc1-18\WiFi 5Gband2c.EM6 (106)
Date: 2023-07-21

Site no. : 3m Chamber Data no. : 21
Dis. / Ant. : 3m 2022 MCTD1209-3006 Ant. pol. : VERTICAL
Limit : FCC 15E PK U-NII-2C
Env. / Ins. : 23.2°C/52.5% Engineer : nier
Test Mode : Wifi5G 11n20 5500MHz TX



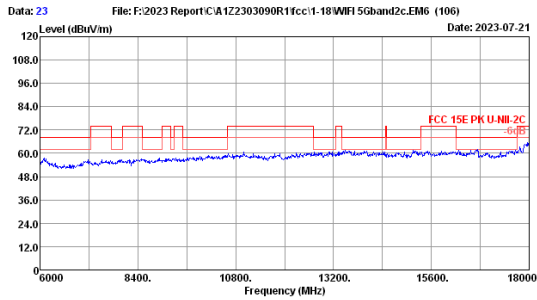
File: F:\2023 Report\CA122303090R1fcc1-18\WiFi 5Gband2c.EM6 (106)
Date: 2023-07-21

Site no. : 3m Chamber Data no. : 22
Dis. / Ant. : 3m 2022 MCTD1209-3006 Ant. pol. : VERTICAL
Limit : FCC 15E PK U-NII-2C
Env. / Ins. : 23.2°C/52.5% Engineer : nier
Test Mode : Wifi5G 11n20 5500MHz TX

No.	Freq. (MHz)	Ant. Factor (dB/m)	Cable Loss (dB)	Amp Factor (dB)	Reading (dBuV)	Emission Level (dBuV/m)	Limits (dBuV/m)	Margin (dB)	Remark
-----	-------------	--------------------	-----------------	-----------------	----------------	-------------------------	-----------------	-------------	--------

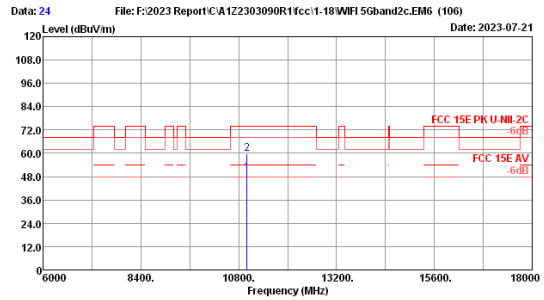
111000.00	38.60	8.30	33.50	38.48	51.88	54.00	2.12	Average
211000.00	38.60	8.30	33.50	47.33	60.73	74.00	13.27	Peak

Remarks: 1. Emission Level= Antenna Factor + Cable Loss + Reading - Amp Factor.
2. The emission levels that are 20dB below the official limit are not reported.



File: F:\2023 Report\CA122303090R1fcc1-18\WiFi 5Gband2c.EM6 (106)
Date: 2023-07-21

Site no. : 3m Chamber Data no. : 23
Dis. / Ant. : 3m 2022 MCTD1209-3006 Ant. pol. : HORIZONTAL
Limit : FCC 15E PK U-NII-2C
Env. / Ins. : 23.2°C/52.5% Engineer : nier
Test Mode : Wifi5G 11n20 5500MHz TX



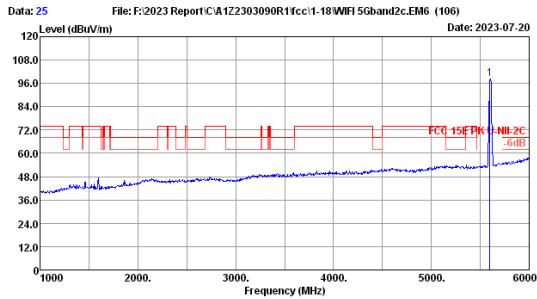
File: F:\2023 Report\CA122303090R1fcc1-18\WiFi 5Gband2c.EM6 (106)
Date: 2023-07-21

Site no. : 3m Chamber Data no. : 24
Dis. / Ant. : 3m 2022 MCTD1209-3006 Ant. pol. : HORIZONTAL
Limit : FCC 15E PK U-NII-2C
Env. / Ins. : 23.2°C/52.5% Engineer : nier
Test Mode : Wifi5G 11n20 5500MHz TX

No.	Freq. (MHz)	Ant. Factor (dB/m)	Cable Loss (dB)	Amp Factor (dB)	Reading (dBuV)	Emission Level (dBuV/m)	Limits (dBuV/m)	Margin (dB)	Remark
-----	-------------	--------------------	-----------------	-----------------	----------------	-------------------------	-----------------	-------------	--------

111000.00	38.60	8.30	33.50	36.51	49.91	54.00	4.09	Average
211000.00	38.60	8.30	33.50	46.35	59.75	74.00	14.25	Peak

Remarks: 1. Emission Level= Antenna Factor + Cable Loss + Reading - Amp Factor.
2. The emission levels that are 20dB below the official limit are not reported.

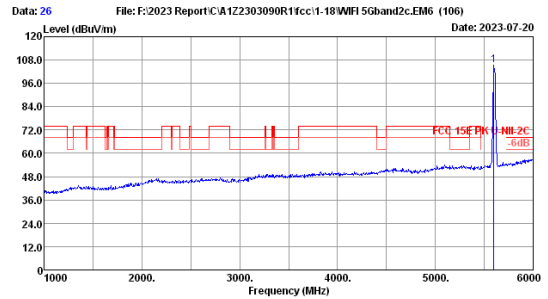


Date: 2023-07-20
 File: F:\2023 Report\CA122303090R1fcc1-18\WiFi 5Gband2c.EM6 (106)

Site no. : 3m Chamber
 Dis. / Ant. : 3m 2022 MCTD1209-3006
 Limit : FCC 15E PK U-NII-2C
 Env. / Ins. : 23.2°C/52.5%
 Test Mode : Wifi5G 11n20 5600MHz TX
 Engineer : nier

No.	Freq. (MHz)	Ant. Factor (dB/m)	Cable Loss (dB)	Amp Factor (dB)	Emission Reading Level (dBuV)	Emission Level (dBuV/m)	Limits (dBuV/m)	Margin (dB)	Remark
1	5600.00	33.30	6.84	33.58	91.74	98.30			Peak

Remarks: 1. Emission Level= Antenna Factor + Cable Loss + Reading -Amp factor.
 2. The emission levels that are 20dB below the official limit are not reported.

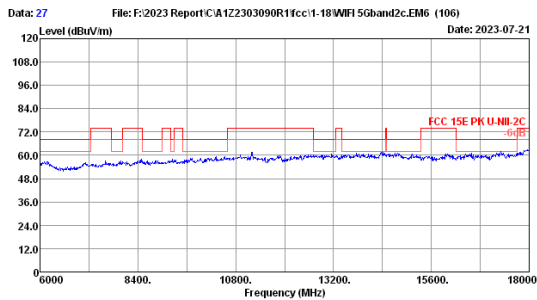


Date: 2023-07-20
 File: F:\2023 Report\CA122303090R1fcc1-18\WiFi 5Gband2c.EM6 (106)

Site no. : 3m Chamber
 Dis. / Ant. : 3m 2022 MCTD1209-3006
 Limit : FCC 15E PK U-NII-2C
 Env. / Ins. : 23.2°C/52.5%
 Test Mode : Wifi5G 11n20 5600MHz TX
 Engineer : nier

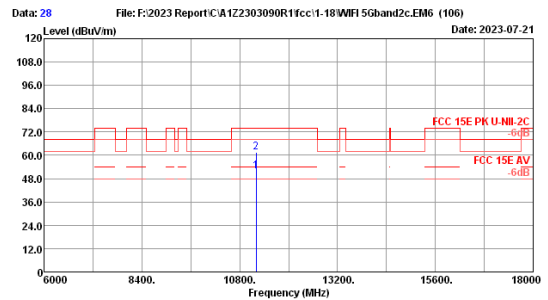
No.	Freq. (MHz)	Ant. Factor (dB/m)	Cable Loss (dB)	Amp Factor (dB)	Emission Reading Level (dBuV)	Emission Level (dBuV/m)	Limits (dBuV/m)	Margin (dB)	Remark
1	5600.00	33.30	6.84	33.58	98.74	105.30			Peak

Remarks: 1. Emission Level= Antenna Factor + Cable Loss + Reading -Amp factor.
 2. The emission levels that are 20dB below the official limit are not reported.



Date: 2023-07-21
 File: F:\2023 Report\CA122303090R1fcc1-18\WiFi 5Gband2c.EM6 (106)

Site no. : 3m Chamber
 Dis. / Ant. : 3m 2022 MCTD1209-3006
 Limit : FCC 15E PK U-NII-2C
 Env. / Ins. : 23.2°C/52.5%
 Test Mode : Wifi5G 11n20 5600MHz TX
 Engineer : nier

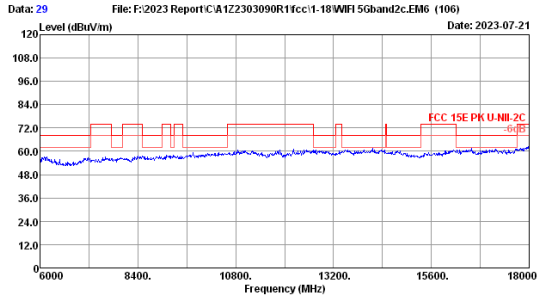


Date: 2023-07-21
 File: F:\2023 Report\CA122303090R1fcc1-18\WiFi 5Gband2c.EM6 (106)

Site no. : 3m Chamber
 Dis. / Ant. : 3m 2022 MCTD1209-3006
 Limit : FCC 15E PK U-NII-2C
 Env. / Ins. : 23.2°C/52.5%
 Test Mode : Wifi5G 11n20 5600MHz TX
 Engineer : nier

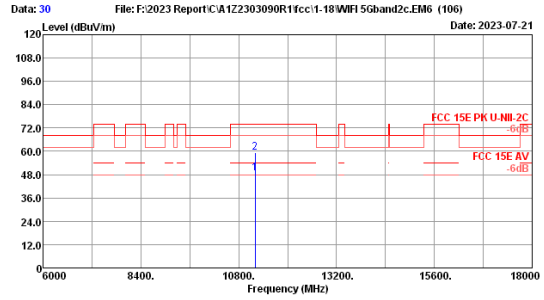
No.	Freq. (MHz)	Ant. Factor (dB/m)	Cable Loss (dB)	Amp Factor (dB)	Emission Reading Level (dBuV)	Emission Level (dBuV/m)	Limits (dBuV/m)	Margin (dB)	Remark
1	11200.00	38.40	8.34	33.54	38.48	51.68	54.00	2.32	Average
2	211200.00	38.40	8.34	33.54	48.54	61.74	74.00	12.26	Peak

Remarks: 1. Emission Level= Antenna Factor + Cable Loss + Reading -Amp factor.
 2. The emission levels that are 20dB below the official limit are not reported.



File: F:\2023 Report\CA122303090R1fcc\1-18\WiFi 5Gband2c.EM6 (106)
Date: 2023-07-21

Site no. : 3m Chamber Data no. : 29
Dis. / Ant. : 3m 2022 MCTD1209-3006 Ant. pol. : HORIZONTAL
Limit : FCC 15E PK U-NII-2C
Env. / Ins. : 23.2°C/52.5% Engineer : nier
Test Mode : Wifi5G 11n20 5600MHz TX

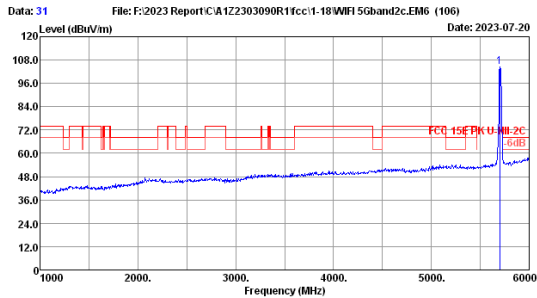


File: F:\2023 Report\CA122303090R1fcc\1-18\WiFi 5Gband2c.EM6 (106)
Date: 2023-07-21

Site no. : 3m Chamber Data no. : 30
Dis. / Ant. : 3m 2022 MCTD1209-3006 Ant. pol. : HORIZONTAL
Limit : FCC 15E PK U-NII-2C
Env. / Ins. : 23.2°C/52.5% Engineer : nier
Test Mode : Wifi5G 11n20 5600MHz TX

No.	Freq. (MHz)	Ant. Factor (dB/m)	Cable Loss (dB)	Amp Factor (dB)	Reading (dBuV)	Emission Level (dBuV/m)	Limits (dBuV/m)	Margin (dB)	Remark
111200.00	38.40	8.34	33.54	35.68	48.88	54.00	5.12	Average	
211200.00	38.40	8.34	33.54	46.19	59.39	74.00	14.61	Peak	

Remarks: 1. Emission Level= Antenna Factor + Cable Loss + Reading - Amp factor.
2. The emission levels that are 20dB below the official limit are not reported.

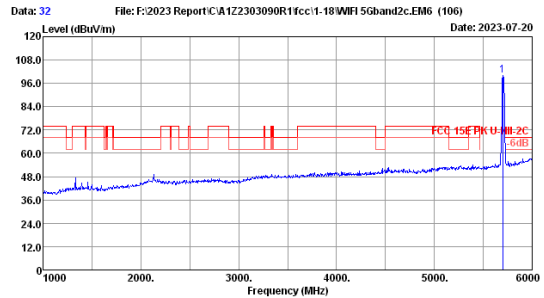


File: F:\2023 Report\CA122303090R1fcc\1-18\WiFi 5Gband2c.EM6 (106)
Date: 2023-07-20

Site no. : 3m Chamber Data no. : 31
Dis. / Ant. : 3m 2022 MCTD1209-3006 Ant. pol. : HORIZONTAL
Limit : FCC 15E PK U-NII-2C
Env. / Ins. : 23.2°C/52.5% Engineer : nier
Test Mode : Wifi5G 11n20 5700MHz TX

No.	Freq. (MHz)	Ant. Factor (dB/m)	Cable Loss (dB)	Amp Factor (dB)	Reading (dBuV)	Emission Level (dBuV/m)	Limits (dBuV/m)	Margin (dB)	Remark
1	5700.00	33.90	6.88	33.56	97.41	104.63			Peak

Remarks: 1. Emission Level= Antenna Factor + Cable Loss + Reading - Amp factor.
2. The emission levels that are 20dB below the official limit are not reported.

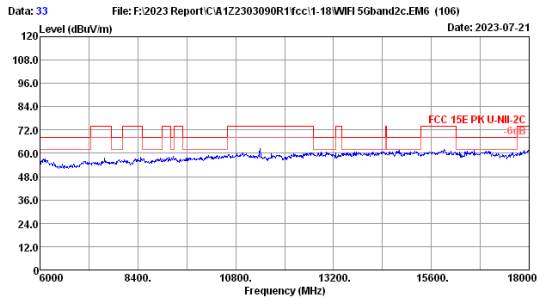


File: F:\2023 Report\CA122303090R1fcc\1-18\WiFi 5Gband2c.EM6 (106)
Date: 2023-07-20

Site no. : 3m Chamber Data no. : 32
Dis. / Ant. : 3m 2022 MCTD1209-3006 Ant. pol. : VERTICAL
Limit : FCC 15E PK U-NII-2C
Env. / Ins. : 23.2°C/52.5% Engineer : nier
Test Mode : Wifi5G 11n20 5700MHz TX

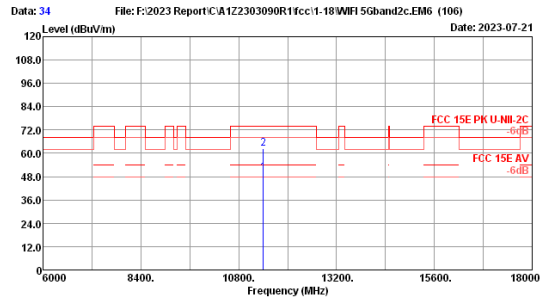
No.	Freq. (MHz)	Ant. Factor (dB/m)	Cable Loss (dB)	Amp Factor (dB)	Reading (dBuV)	Emission Level (dBuV/m)	Limits (dBuV/m)	Margin (dB)	Remark
1	5700.00	33.90	6.88	33.56	92.96	100.18			Peak

Remarks: 1. Emission Level= Antenna Factor + Cable Loss + Reading - Amp factor.
2. The emission levels that are 20dB below the official limit are not reported.



File: F:\2023 Report\CA122303090R1fcc1-18\WiFi 5Gband2c.EM6 (106)
Date: 2023-07-21

Site no. : 3m Chamber Data no. : 33
Dis. / Ant. : 3m 2022 MCTD1209-3006 Ant. pol. : VERTICAL
Limit : FCC 15E PK U-NII-2C
Env. / Ins. : 23.2°C/52.5% Engineer : nier
Test Mode : Wifi5G 11n20 5700MHz TX

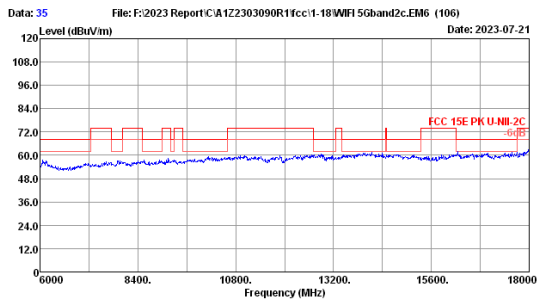


File: F:\2023 Report\CA122303090R1fcc1-18\WiFi 5Gband2c.EM6 (106)
Date: 2023-07-21

Site no. : 3m Chamber Data no. : 34
Dis. / Ant. : 3m 2022 MCTD1209-3006 Ant. pol. : VERTICAL
Limit : FCC 15E PK U-NII-2C
Env. / Ins. : 23.2°C/52.5% Engineer : nier
Test Mode : Wifi5G 11n20 5700MHz TX

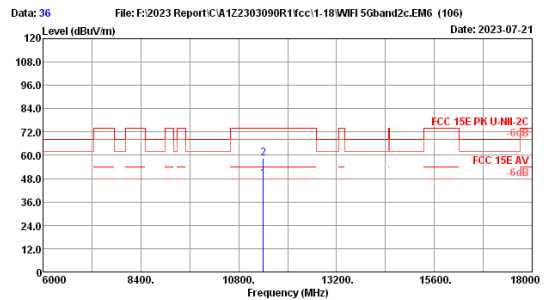
No.	Freq. (MHz)	Ant. Factor (dB/m)	Cable Loss (dB)	Amp Factor (dB)	Reading Level (dBuV)	Emission Level (dBuV/m)	Limits (dBuV/m)	Margin (dB)	Remark
111400.00	38.20	8.38	33.58	36.99	49.99	54.00	4.01	Average	
211400.00	38.20	8.38	33.58	49.23	62.23	74.00	11.77	Peak	

Remarks: 1. Emission Level= Antenna Factor + Cable Loss + Reading - Amp Factor.
2. The emission levels that are 20dB below the official limit are not reported.



File: F:\2023 Report\CA122303090R1fcc1-18\WiFi 5Gband2c.EM6 (106)
Date: 2023-07-21

Site no. : 3m Chamber Data no. : 35
Dis. / Ant. : 3m 2022 MCTD1209-3006 Ant. pol. : HORIZONTAL
Limit : FCC 15E PK U-NII-2C
Env. / Ins. : 23.2°C/52.5% Engineer : nier
Test Mode : Wifi5G 11n20 5700MHz TX

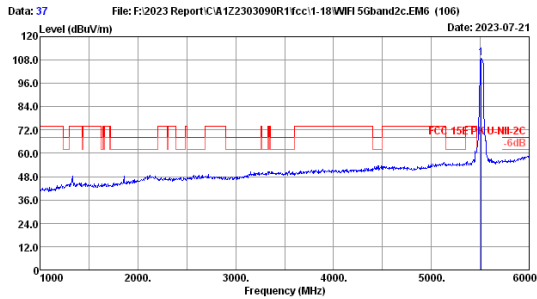


File: F:\2023 Report\CA122303090R1fcc1-18\WiFi 5Gband2c.EM6 (106)
Date: 2023-07-21

Site no. : 3m Chamber Data no. : 36
Dis. / Ant. : 3m 2022 MCTD1209-3006 Ant. pol. : HORIZONTAL
Limit : FCC 15E PK U-NII-2C
Env. / Ins. : 23.2°C/52.5% Engineer : nier
Test Mode : Wifi5G 11n20 5700MHz TX

No.	Freq. (MHz)	Ant. Factor (dB/m)	Cable Loss (dB)	Amp Factor (dB)	Reading Level (dBuV)	Emission Level (dBuV/m)	Limits (dBuV/m)	Margin (dB)	Remark
111400.00	38.20	8.38	33.58	34.83	47.83	54.00	6.17	Average	
211400.00	38.20	8.38	33.58	45.50	58.50	74.00	15.50	Peak	

Remarks: 1. Emission Level= Antenna Factor + Cable Loss + Reading - Amp Factor.
2. The emission levels that are 20dB below the official limit are not reported.

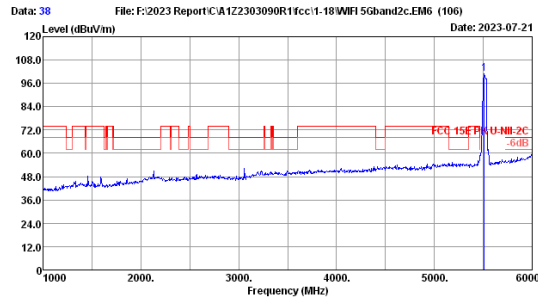


File: F:\2023 Report\CA122303090R1fcc1-18\WiFi 5Gband2c.EM6 (106)
 Date: 2023-07-21

Site no. : 3m Chamber Data no. : 37
 Dis. / Ant. : 3m 2022 MCTD1209-3006 Ant. pol. : HORIZONTAL
 Limit : FCC 15E PK U-NII-2C
 Env. / Ins. : 23.2°C/52.5% Engineer : nier
 Test Mode : Wifi5G 11n40 5510MHz TX

No.	Freq. (MHz)	Ant. Factor (dB/m)	Cable Loss (dB)	Amp Factor (dB)	Emission Reading (dBuV)	Emission Level (dBuV/m)	Limits (dBuV/m)	Margin (dB)	Remark
1	5510.00	32.70	6.80	33.60	103.25	109.15			Peak

Remarks: 1. Emission Level= Antenna Factor + Cable Loss + Reading -Amp factor.
 2. The emission levels that are 20dB below the official limit are not reported.

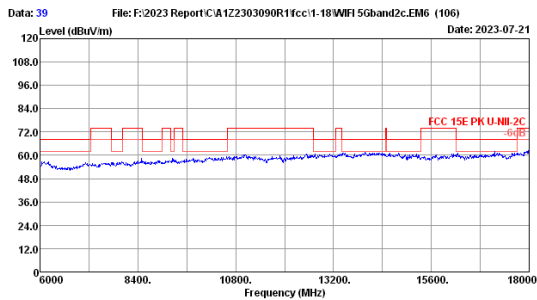


File: F:\2023 Report\CA122303090R1fcc1-18\WiFi 5Gband2c.EM6 (106)
 Date: 2023-07-21

Site no. : 3m Chamber Data no. : 38
 Dis. / Ant. : 3m 2022 MCTD1209-3006 Ant. pol. : VERTICAL
 Limit : FCC 15E PK U-NII-2C
 Env. / Ins. : 23.2°C/52.5% Engineer : nier
 Test Mode : Wifi5G 11n40 5510MHz TX

No.	Freq. (MHz)	Ant. Factor (dB/m)	Cable Loss (dB)	Amp Factor (dB)	Emission Reading (dBuV)	Emission Level (dBuV/m)	Limits (dBuV/m)	Margin (dB)	Remark
1	5510.00	32.70	6.80	33.60	94.86	100.76			Peak

Remarks: 1. Emission Level= Antenna Factor + Cable Loss + Reading -Amp factor.
 2. The emission levels that are 20dB below the official limit are not reported.

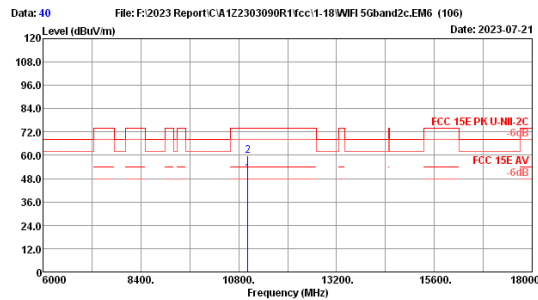


File: F:\2023 Report\CA122303090R1fcc1-18\WiFi 5Gband2c.EM6 (106)
 Date: 2023-07-21

Site no. : 3m Chamber Data no. : 39
 Dis. / Ant. : 3m 2022 MCTD1209-3006 Ant. pol. : VERTICAL
 Limit : FCC 15E PK U-NII-2C
 Env. / Ins. : 23.2°C/52.5% Engineer : nier
 Test Mode : Wifi5G 11n40 5510MHz TX

No.	Freq. (MHz)	Ant. Factor (dB/m)	Cable Loss (dB)	Amp Factor (dB)	Emission Reading (dBuV)	Emission Level (dBuV/m)	Limits (dBuV/m)	Margin (dB)	Remark
1	11102.00	38.58	8.30	33.51	36.90	50.27	54.00	3.73	Average
2	21102.00	38.58	8.30	33.51	46.55	59.92	74.00	14.08	Peak

Remarks: 1. Emission Level= Antenna Factor + Cable Loss + Reading -Amp factor.
 2. The emission levels that are 20dB below the official limit are not reported.

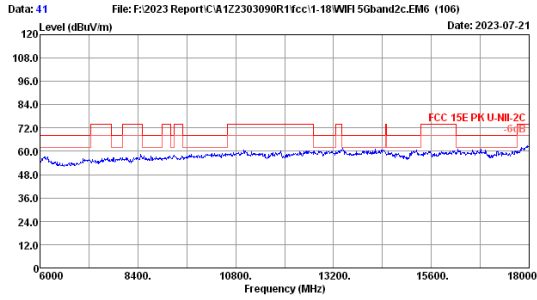


File: F:\2023 Report\CA122303090R1fcc1-18\WiFi 5Gband2c.EM6 (106)
 Date: 2023-07-21

Site no. : 3m Chamber Data no. : 40
 Dis. / Ant. : 3m 2022 MCTD1209-3006 Ant. pol. : VERTICAL
 Limit : FCC 15E PK U-NII-2C
 Env. / Ins. : 23.2°C/52.5% Engineer : nier
 Test Mode : Wifi5G 11n40 5510MHz TX

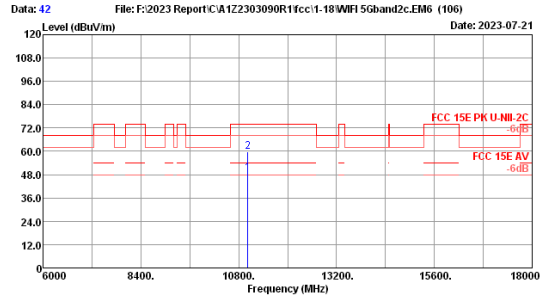
No.	Freq. (MHz)	Ant. Factor (dB/m)	Cable Loss (dB)	Amp Factor (dB)	Emission Reading (dBuV)	Emission Level (dBuV/m)	Limits (dBuV/m)	Margin (dB)	Remark
1	11102.00	38.58	8.30	33.51	36.90	50.27	54.00	3.73	Average
2	21102.00	38.58	8.30	33.51	46.55	59.92	74.00	14.08	Peak

Remarks: 1. Emission Level= Antenna Factor + Cable Loss + Reading -Amp factor.
 2. The emission levels that are 20dB below the official limit are not reported.



File: F:\2023 Report\CA122303090R1fcc1-18\WiFi 5Gband2c.EM6 (106)
Date: 2023-07-21

Site no. : 3m Chamber Data no. : 41
Dis. / Ant. : 3m 2022 MCTD1209-3006 Ant. pol. : HORIZONTAL
Limit : FCC 15E PK U-NII-2C
Env. / Ins. : 23.2°C/52.5% Engineer : nier
Test Mode : Wifi5G 11n40 5510MHz TX

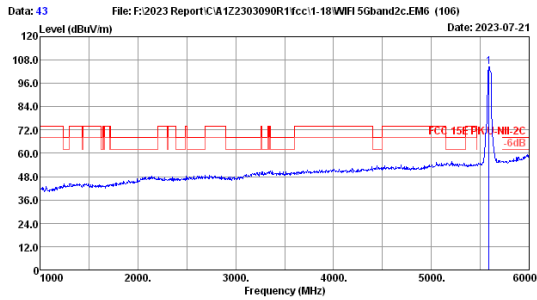


File: F:\2023 Report\CA122303090R1fcc1-18\WiFi 5Gband2c.EM6 (106)
Date: 2023-07-21

Site no. : 3m Chamber Data no. : 42
Dis. / Ant. : 3m 2022 MCTD1209-3006 Ant. pol. : HORIZONTAL
Limit : FCC 15E PK U-NII-2C
Env. / Ins. : 23.2°C/52.5% Engineer : nier
Test Mode : Wifi5G 11n40 5510MHz TX

No.	Freq. (MHz)	Ant. Factor (dB/m)	Cable Loss (dB)	Amp Factor (dB)	Reading (dBuV)	Emission Level (dBuV/m)	Limits (dBuV/m)	Margin (dB)	Remark
111020.00	38.58	8.30	33.51	35.54	48.91	54.00	5.09	Average	
211020.00	38.58	8.30	33.51	46.41	59.78	74.00	14.22	Peak	

Remarks: 1. Emission Level= Antenna Factor + Cable Loss + Reading - Amp Factor.
2. The emission levels that are 20dB below the official limit are not reported.

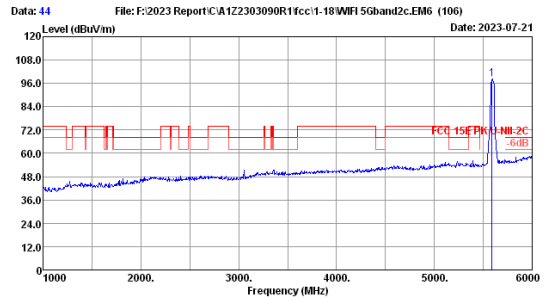


File: F:\2023 Report\CA122303090R1fcc1-18\WiFi 5Gband2c.EM6 (106)
Date: 2023-07-21

Site no. : 3m Chamber Data no. : 43
Dis. / Ant. : 3m 2022 MCTD1209-3006 Ant. pol. : HORIZONTAL
Limit : FCC 15E PK U-NII-2C
Env. / Ins. : 23.2°C/52.5% Engineer : nier
Test Mode : Wifi5G 11n40 5590MHz TX

No.	Freq. (MHz)	Ant. Factor (dB/m)	Cable Loss (dB)	Amp Factor (dB)	Reading (dBuV)	Emission Level (dBuV/m)	Limits (dBuV/m)	Margin (dB)	Remark
1	5590.00	33.20	6.84	33.58	98.22	104.68			Peak

Remarks: 1. Emission Level= Antenna Factor + Cable Loss + Reading - Amp Factor.
2. The emission levels that are 20dB below the official limit are not reported.

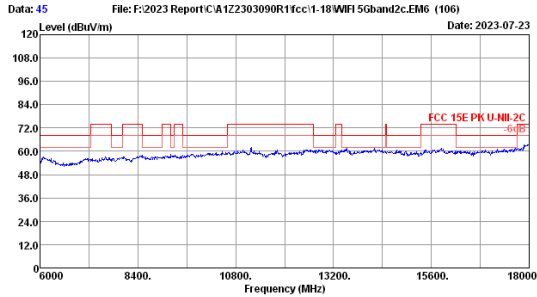


File: F:\2023 Report\CA122303090R1fcc1-18\WiFi 5Gband2c.EM6 (106)
Date: 2023-07-21

Site no. : 3m Chamber Data no. : 44
Dis. / Ant. : 3m 2022 MCTD1209-3006 Ant. pol. : VERTICAL
Limit : FCC 15E PK U-NII-2C
Env. / Ins. : 23.2°C/52.5% Engineer : nier
Test Mode : Wifi5G 11n40 5590MHz TX

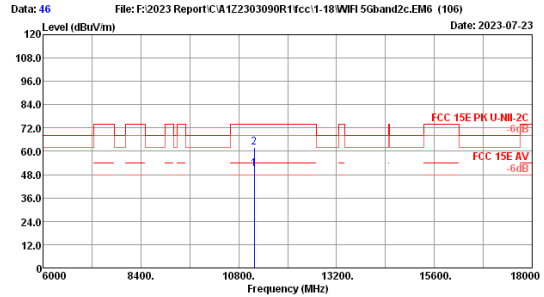
No.	Freq. (MHz)	Ant. Factor (dB/m)	Cable Loss (dB)	Amp Factor (dB)	Reading (dBuV)	Emission Level (dBuV/m)	Limits (dBuV/m)	Margin (dB)	Remark
1	5590.00	33.20	6.84	33.58	91.66	98.12			Peak

Remarks: 1. Emission Level= Antenna Factor + Cable Loss + Reading - Amp Factor.
2. The emission levels that are 20dB below the official limit are not reported.



File: F:\2023 Report\CA122303090R1fcc1-18\WiFi 5Gband2c.EM6 (106)
Date: 2023-07-23

Site no. : 3m Chamber Data no. : 45
Dis. / Ant. : 3m 2022 MCTD1209-3006 Ant. pol. : VERTICAL
Limit : FCC 15E PK U-NII-2C
Env. / Ins. : 23.2°C/52.5% Engineer : nier
Test Mode : Wifi5G 11n40 5590MHz TX

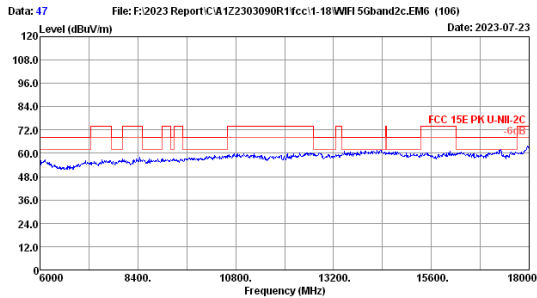


File: F:\2023 Report\CA122303090R1fcc1-18\WiFi 5Gband2c.EM6 (106)
Date: 2023-07-23

Site no. : 3m Chamber Data no. : 46
Dis. / Ant. : 3m 2022 MCTD1209-3006 Ant. pol. : VERTICAL
Limit : FCC 15E PK U-NII-2C
Env. / Ins. : 23.2°C/52.5% Engineer : nier
Test Mode : Wifi5G 11n40 5590MHz TX

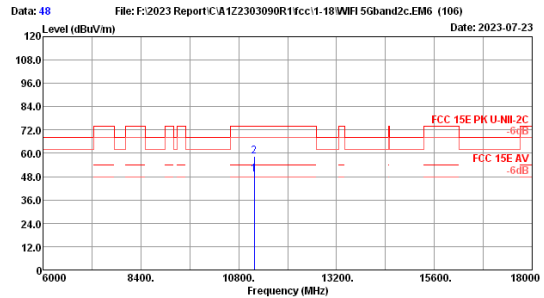
No.	Freq. (MHz)	Ant. Factor (dB/m)	Cable Loss (dB)	Amp Factor (dB)	Reading Level (dBuV)	Emission Level (dBuV/m)	Limits (dBuV/m)	Margin (dB)	Remark
111180.00	38.42	8.34	33.54	37.60	50.82	54.00	3.18	Average	
211180.00	38.42	8.34	33.54	48.84	62.06	74.00	11.94	Peak	

Remarks: 1. Emission Level= Antenna Factor + Cable Loss + Reading -Amp Factor.
2. The emission levels that are 20dB below the official limit are not reported.



File: F:\2023 Report\CA122303090R1fcc1-18\WiFi 5Gband2c.EM6 (106)
Date: 2023-07-23

Site no. : 3m Chamber Data no. : 47
Dis. / Ant. : 3m 2022 MCTD1209-3006 Ant. pol. : HORIZONTAL
Limit : FCC 15E PK U-NII-2C
Env. / Ins. : 23.2°C/52.5% Engineer : nier
Test Mode : Wifi5G 11n40 5590MHz TX

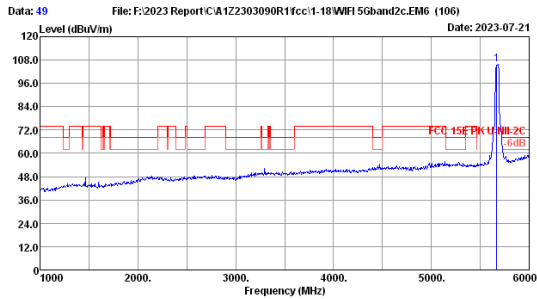


File: F:\2023 Report\CA122303090R1fcc1-18\WiFi 5Gband2c.EM6 (106)
Date: 2023-07-23

Site no. : 3m Chamber Data no. : 48
Dis. / Ant. : 3m 2022 MCTD1209-3006 Ant. pol. : HORIZONTAL
Limit : FCC 15E PK U-NII-2C
Env. / Ins. : 23.2°C/52.5% Engineer : nier
Test Mode : Wifi5G 11n40 5590MHz TX

No.	Freq. (MHz)	Ant. Factor (dB/m)	Cable Loss (dB)	Amp Factor (dB)	Reading Level (dBuV)	Emission Level (dBuV/m)	Limits (dBuV/m)	Margin (dB)	Remark
111180.00	38.42	8.34	33.54	35.93	49.15	54.00	4.85	Average	
211180.00	38.42	8.34	33.54	45.34	58.56	74.00	15.44	Peak	

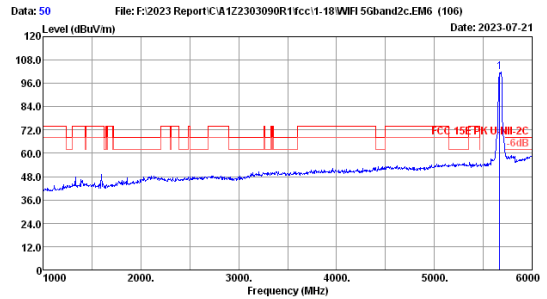
Remarks: 1. Emission Level= Antenna Factor + Cable Loss + Reading -Amp Factor.
2. The emission levels that are 20dB below the official limit are not reported.



Site no. : 3m Chamber Data no. : 49
 Dis. / Ant. : 3m 2022 MCTD1209-3006 Ant. pol. : HORIZONTAL
 Limit : FCC 15E PK U-NII-2C
 Env. / Ins. : 23.2°C/52.5% Engineer : nier
 Test Mode : Wifi5G 11n40 5670MHz TX

No.	Freq. (MHz)	Ant. Factor (dB/m)	Cable Loss (dB)	Amp factor (dB)	Emission Reading Level (dBuV)	Emission Level (dBuV/m)	Limits (dBuV/m)	Margin (dB)	Remark
1	5670.00	33.70	6.87	33.57	99.03	106.03			Peak

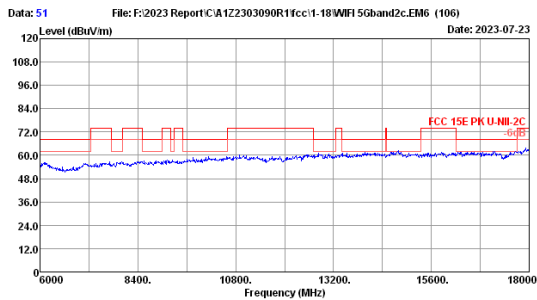
Remarks: 1. Emission Level= Antenna Factor + Cable Loss + Reading -Amp factor.
 2. The emission levels that are 20dB below the official limit are not reported.



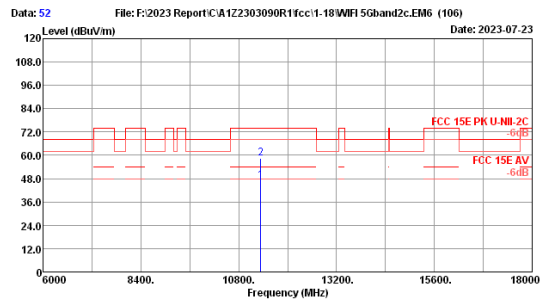
Site no. : 3m Chamber Data no. : 50
 Dis. / Ant. : 3m 2022 MCTD1209-3006 Ant. pol. : VERTICAL
 Limit : FCC 15E PK U-NII-2C
 Env. / Ins. : 23.2°C/52.5% Engineer : nier
 Test Mode : Wifi5G 11n40 5670MHz TX

No.	Freq. (MHz)	Ant. Factor (dB/m)	Cable Loss (dB)	Amp factor (dB)	Emission Reading Level (dBuV)	Emission Level (dBuV/m)	Limits (dBuV/m)	Margin (dB)	Remark
1	5670.00	33.70	6.87	33.57	94.89	101.89			Peak

Remarks: 1. Emission Level= Antenna Factor + Cable Loss + Reading -Amp factor.
 2. The emission levels that are 20dB below the official limit are not reported.



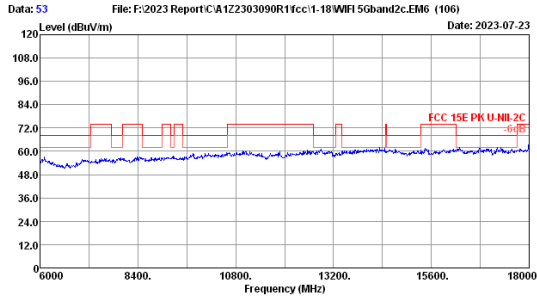
Site no. : 3m Chamber Data no. : 51
 Dis. / Ant. : 3m 2022 MCTD1209-3006 Ant. pol. : VERTICAL
 Limit : FCC 15E PK U-NII-2C
 Env. / Ins. : 23.2°C/52.5% Engineer : nier
 Test Mode : Wifi5G 11n40 5670MHz TX



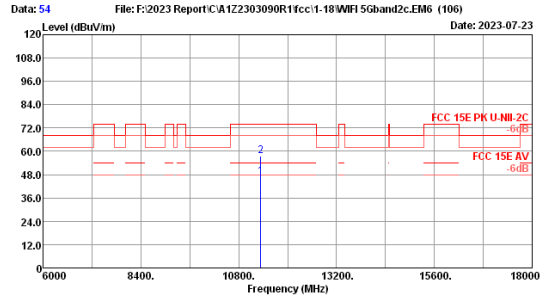
Site no. : 3m Chamber Data no. : 52
 Dis. / Ant. : 3m 2022 MCTD1209-3006 Ant. pol. : VERTICAL
 Limit : FCC 15E PK U-NII-2C
 Env. / Ins. : 23.2°C/52.5% Engineer : nier
 Test Mode : Wifi5G 11n40 5670MHz TX

No.	Freq. (MHz)	Ant. Factor (dB/m)	Cable Loss (dB)	Amp factor (dB)	Emission Reading Level (dBuV)	Emission Level (dBuV/m)	Limits (dBuV/m)	Margin (dB)	Remark
111340.00	11134.00	38.27	8.37	33.57	33.77	46.84	54.00	7.16	Average
211340.00	21134.00	38.27	8.37	33.57	45.17	58.24	74.00	15.76	Peak

Remarks: 1. Emission Level= Antenna Factor + Cable Loss + Reading -Amp factor.
 2. The emission levels that are 20dB below the official limit are not reported.



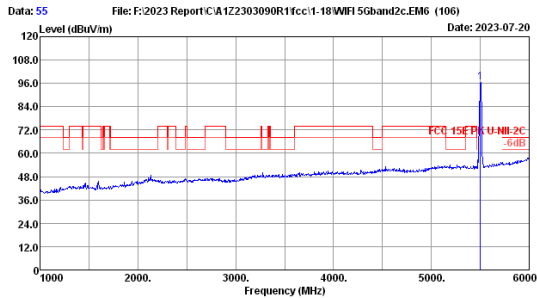
Site no. : 3m Chamber Data no. : 53
 Dis. / Ant. : 3m 2022 MCTD1209-3006 Ant. pol. : HORIZONTAL
 Limit : FCC 15E PK U-NII-2C
 Env. / Ins. : 23.2°C/52.5% Engineer : nier
 Test Mode : Wifi5G 11n40 5670MHz TX



Site no. : 3m Chamber Data no. : 54
 Dis. / Ant. : 3m 2022 MCTD1209-3006 Ant. pol. : HORIZONTAL
 Limit : FCC 15E PK U-NII-2C
 Env. / Ins. : 23.2°C/52.5% Engineer : nier
 Test Mode : Wifi5G 11n40 5670MHz TX

No.	Freq. (MHz)	Ant. Factor (dB/m)	Cable Loss (dB)	Amp Factor (dB)	Reading (dBuV)	Emission Level (dBuV/m)	Limits (dBuV/m)	Margin (dB)	Remark
111340.00	38.27	8.37	33.57	33.66	46.73	54.00	74.00	7.27	Average
211340.00	38.27	8.37	33.57	44.44	57.51	74.00	74.00	16.49	Peak

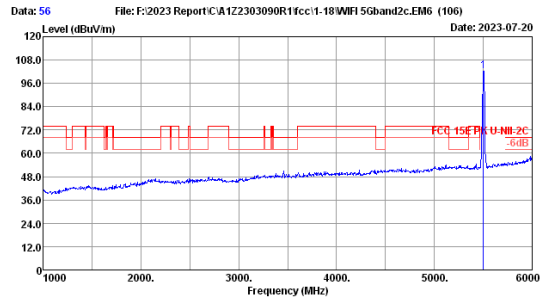
Remarks: 1. Emission Level= Antenna Factor + Cable Loss + Reading - Amp factor.
 2. The emission levels that are 20dB below the official limit are not reported.



Site no. : 3m Chamber Data no. : 55
 Dis. / Ant. : 3m 2022 MCTD1209-3006 Ant. pol. : VERTICAL
 Limit : FCC 15E PK U-NII-2C
 Env. / Ins. : 23.2°C/52.5% Engineer : nier
 Test Mode : Wifi5G 11ac20 5500MHz TX

No.	Freq. (MHz)	Ant. Factor (dB/m)	Cable Loss (dB)	Amp Factor (dB)	Reading (dBuV)	Emission Level (dBuV/m)	Limits (dBuV/m)	Margin (dB)	Remark
1	5500.00	32.70	6.80	33.60	90.75	96.65	-----	-----	Peak

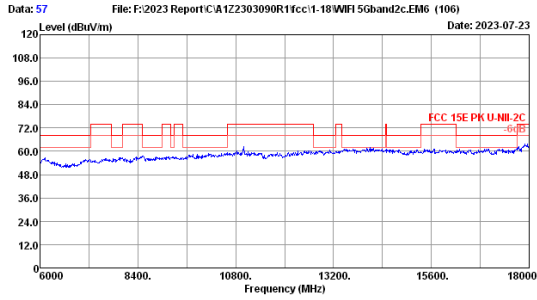
Remarks: 1. Emission Level= Antenna Factor + Cable Loss + Reading - Amp factor.
 2. The emission levels that are 20dB below the official limit are not reported.



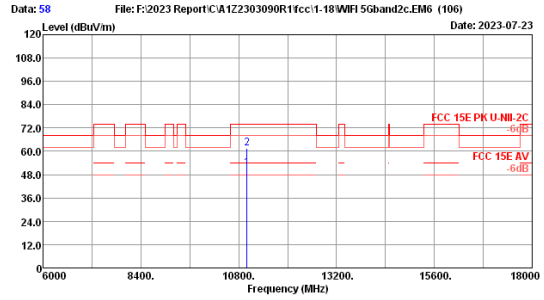
Site no. : 3m Chamber Data no. : 56
 Dis. / Ant. : 3m 2022 MCTD1209-3006 Ant. pol. : HORIZONTAL
 Limit : FCC 15E PK U-NII-2C
 Env. / Ins. : 23.2°C/52.5% Engineer : nier
 Test Mode : Wifi5G 11ac20 5500MHz TX

No.	Freq. (MHz)	Ant. Factor (dB/m)	Cable Loss (dB)	Amp Factor (dB)	Reading (dBuV)	Emission Level (dBuV/m)	Limits (dBuV/m)	Margin (dB)	Remark
1	5500.00	32.70	6.80	33.60	96.59	102.49	-----	-----	Peak

Remarks: 1. Emission Level= Antenna Factor + Cable Loss + Reading - Amp factor.
 2. The emission levels that are 20dB below the official limit are not reported.



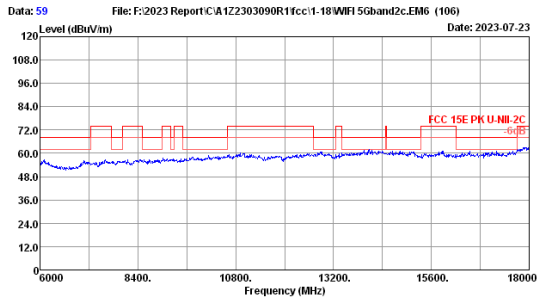
Site no. : 3m Chamber Data no. : 57
 Dis. / Ant. : 3m 2022 MCTD1209-3006 Ant. pol. : VERTICAL
 Limit : FCC 15E PK U-NII-2C
 Env. / Ins. : 23.2°C/52.5% Engineer : nier
 Test Mode : Wifi5G 11ac20 5500MHz TX



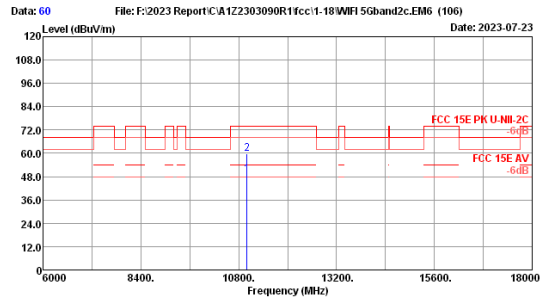
Site no. : 3m Chamber Data no. : 58
 Dis. / Ant. : 3m 2022 MCTD1209-3006 Ant. pol. : VERTICAL
 Limit : FCC 15E PK U-NII-2C
 Env. / Ins. : 23.2°C/52.5% Engineer : nier
 Test Mode : Wifi5G 11ac20 5500MHz TX

No.	Freq. (MHz)	Ant. Factor (dB/m)	Cable Loss (dB)	Amp Factor (dB)	Reading Level (dBuV)	Emission Level (dBuV/m)	Limits (dBuV/m)	Margin (dB)	Remark
111000.00	38.60	8.30	33.50	38.10	51.50	54.00	2.50	Average	
211000.00	38.60	8.30	33.50	47.97	61.37	74.00	12.63	Peak	

Remarks: 1. Emission Level= Antenna Factor + Cable Loss + Reading - Amp Factor.
 2. The emission levels that are 20dB below the official limit are not reported.



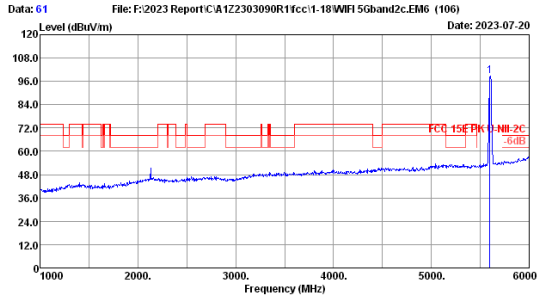
Site no. : 3m Chamber Data no. : 59
 Dis. / Ant. : 3m 2022 MCTD1209-3006 Ant. pol. : HORIZONTAL
 Limit : FCC 15E PK U-NII-2C
 Env. / Ins. : 23.2°C/52.5% Engineer : nier
 Test Mode : Wifi5G 11ac20 5500MHz TX



Site no. : 3m Chamber Data no. : 60
 Dis. / Ant. : 3m 2022 MCTD1209-3006 Ant. pol. : HORIZONTAL
 Limit : FCC 15E PK U-NII-2C
 Env. / Ins. : 23.2°C/52.5% Engineer : nier
 Test Mode : Wifi5G 11ac20 5500MHz TX

No.	Freq. (MHz)	Ant. Factor (dB/m)	Cable Loss (dB)	Amp Factor (dB)	Reading Level (dBuV)	Emission Level (dBuV/m)	Limits (dBuV/m)	Margin (dB)	Remark
111000.00	38.60	8.30	33.50	35.80	49.20	54.00	4.80	Average	
211000.00	38.60	8.30	33.50	46.21	59.61	74.00	14.39	Peak	

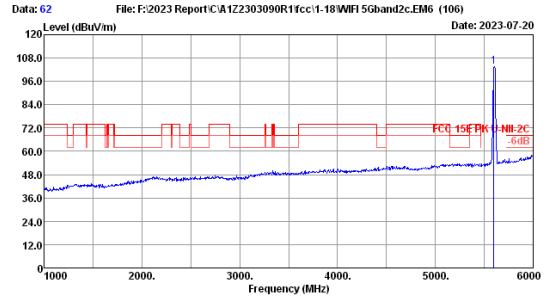
Remarks: 1. Emission Level= Antenna Factor + Cable Loss + Reading - Amp Factor.
 2. The emission levels that are 20dB below the official limit are not reported.



Site no. : 3m Chamber Data no. : 61
 Dis. / Ant. : 3m 2022 MCTD1209-3006 Ant. pol. : VERTICAL
 Limit : FCC 15E PK U-NII-2C
 Env. / Ins. : 23.2°C/52.5% Engineer : nier
 Test Mode : Wifi5G 11ac20 5600MHz TX

No.	Freq. (MHz)	Ant. Factor (dB/m)	Cable Loss (dB)	Amp Factor (dB)	Emission Reading (dBuV)	Emission Level (dBuV/m)	Limits (dBuV/m)	Margin (dB)	Remark
1	5600.00	33.30	6.84	33.58	92.26	98.82			Peak

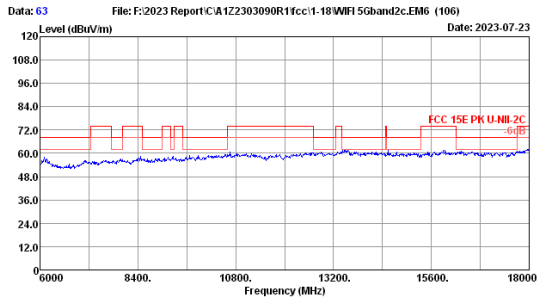
Remarks: 1. Emission Level= Antenna Factor + Cable Loss + Reading -Amp factor.
 2. The emission levels that are 20dB below the official limit are not reported.



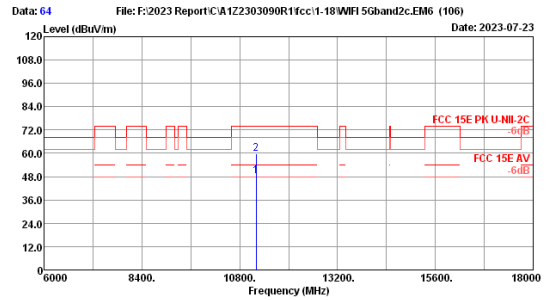
Site no. : 3m Chamber Data no. : 62
 Dis. / Ant. : 3m 2022 MCTD1209-3006 Ant. pol. : HORIZONTAL
 Limit : FCC 15E PK U-NII-2C
 Env. / Ins. : 23.2°C/52.5% Engineer : nier
 Test Mode : Wifi5G 11ac20 5600MHz TX

No.	Freq. (MHz)	Ant. Factor (dB/m)	Cable Loss (dB)	Amp Factor (dB)	Emission Reading (dBuV)	Emission Level (dBuV/m)	Limits (dBuV/m)	Margin (dB)	Remark
1	5600.00	33.30	6.84	33.58	97.03	103.59			Peak

Remarks: 1. Emission Level= Antenna Factor + Cable Loss + Reading -Amp factor.
 2. The emission levels that are 20dB below the official limit are not reported.



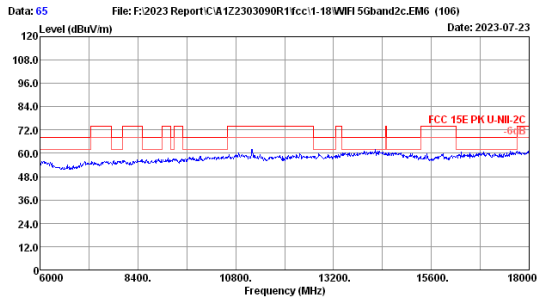
Site no. : 3m Chamber Data no. : 63
 Dis. / Ant. : 3m 2022 MCTD1209-3006 Ant. pol. : HORIZONTAL
 Limit : FCC 15E PK U-NII-2C
 Env. / Ins. : 23.2°C/52.5% Engineer : nier
 Test Mode : Wifi5G 11ac20 5600MHz TX



Site no. : 3m Chamber Data no. : 64
 Dis. / Ant. : 3m 2022 MCTD1209-3006 Ant. pol. : HORIZONTAL
 Limit : FCC 15E PK U-NII-2C
 Env. / Ins. : 23.2°C/52.5% Engineer : nier
 Test Mode : Wifi5G 11ac20 5600MHz TX

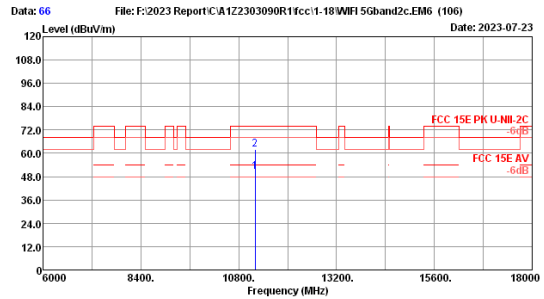
No.	Freq. (MHz)	Ant. Factor (dB/m)	Cable Loss (dB)	Amp Factor (dB)	Emission Reading (dBuV)	Emission Level (dBuV/m)	Limits (dBuV/m)	Margin (dB)	Remark
111200.00	11200.00	38.40	8.34	33.54	35.21	48.41	54.00	5.59	Average
211200.00	11200.00	38.40	8.34	33.54	46.79	59.99	74.00	14.01	Peak

Remarks: 1. Emission Level= Antenna Factor + Cable Loss + Reading -Amp factor.
 2. The emission levels that are 20dB below the official limit are not reported.



File: F:\2023 Report\CA122303090R1fcc1-18\WiFi 5Gband2c.EM6 (106)
Date: 2023-07-23

Site no. : 3m Chamber Data no. : 65
Dis. / Ant. : 3m 2022 MCTD1209-3006 Ant. pol. : VERTICAL
Limit : FCC 15E PK U-NII-2C
Env. / Ins. : 23.2°C/52.5% Engineer : nier
Test Mode : Wifi5G 11ac20 5600MHz TX

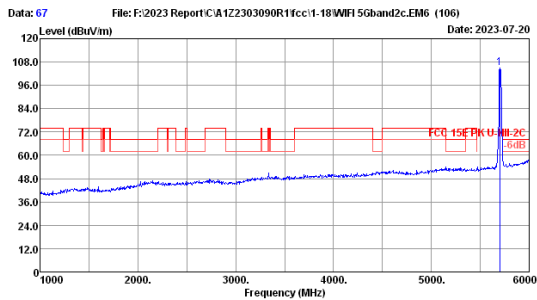


File: F:\2023 Report\CA122303090R1fcc1-18\WiFi 5Gband2c.EM6 (106)
Date: 2023-07-23

Site no. : 3m Chamber Data no. : 66
Dis. / Ant. : 3m 2022 MCTD1209-3006 Ant. pol. : VERTICAL
Limit : FCC 15E PK U-NII-2C
Env. / Ins. : 23.2°C/52.5% Engineer : nier
Test Mode : Wifi5G 11ac20 5600MHz TX

No.	Freq. (MHz)	Ant. Factor (dB/m)	Cable Loss (dB)	Amp Factor (dB)	Reading (dBuV)	Emission Level (dBuV/m)	Limits (dBuV/m)	Margin (dB)	Remark
111200.00	38.40	8.34	33.54	37.45	50.65	54.00	3.35	Average	
211200.00	38.40	8.34	33.54	48.85	62.05	74.00	11.95	Peak	

Remarks: 1. Emission Level= Antenna Factor + Cable Loss + Reading - Amp factor.
2. The emission levels that are 20dB below the official limit are not reported.

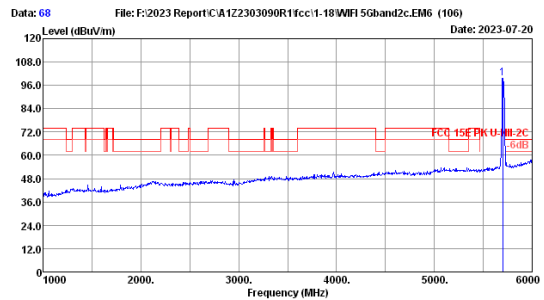


File: F:\2023 Report\CA122303090R1fcc1-18\WiFi 5Gband2c.EM6 (106)
Date: 2023-07-20

Site no. : 3m Chamber Data no. : 67
Dis. / Ant. : 3m 2022 MCTD1209-3006 Ant. pol. : HORIZONTAL
Limit : FCC 15E PK U-NII-2C
Env. / Ins. : 23.2°C/52.5% Engineer : nier
Test Mode : Wifi5G 11ac20 5700MHz TX

No.	Freq. (MHz)	Ant. Factor (dB/m)	Cable Loss (dB)	Amp Factor (dB)	Reading (dBuV)	Emission Level (dBuV/m)	Limits (dBuV/m)	Margin (dB)	Remark
1	5700.00	33.90	6.88	33.56	97.55	104.77			Peak

Remarks: 1. Emission Level= Antenna Factor + Cable Loss + Reading - Amp factor.
2. The emission levels that are 20dB below the official limit are not reported.

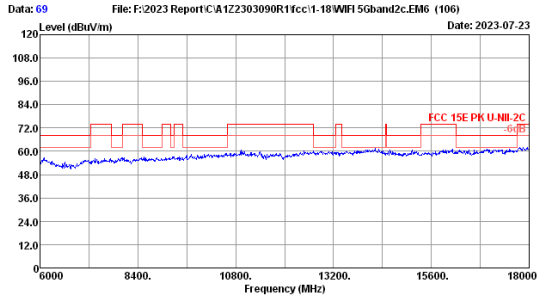


File: F:\2023 Report\CA122303090R1fcc1-18\WiFi 5Gband2c.EM6 (106)
Date: 2023-07-20

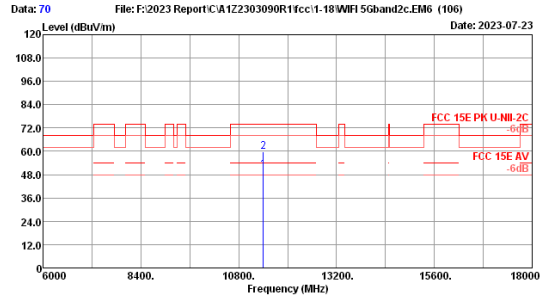
Site no. : 3m Chamber Data no. : 68
Dis. / Ant. : 3m 2022 MCTD1209-3006 Ant. pol. : VERTICAL
Limit : FCC 15E PK U-NII-2C
Env. / Ins. : 23.2°C/52.5% Engineer : nier
Test Mode : Wifi5G 11ac20 5700MHz TX

No.	Freq. (MHz)	Ant. Factor (dB/m)	Cable Loss (dB)	Amp Factor (dB)	Reading (dBuV)	Emission Level (dBuV/m)	Limits (dBuV/m)	Margin (dB)	Remark
1	5700.00	33.90	6.88	33.56	92.61	99.83			Peak

Remarks: 1. Emission Level= Antenna Factor + Cable Loss + Reading - Amp factor.
2. The emission levels that are 20dB below the official limit are not reported.



Site no. : 3m Chamber Data no. : 69
 Dis. / Ant. : 3m 2022 MCTD1209-3006 Ant. pol. : VERTICAL
 Limit : FCC 15E PK U-NII-2C
 Env. / Ins. : 23.2°C/52.5% Engineer : nier
 Test Mode : Wifi5G 11ac20 5700MHz TX

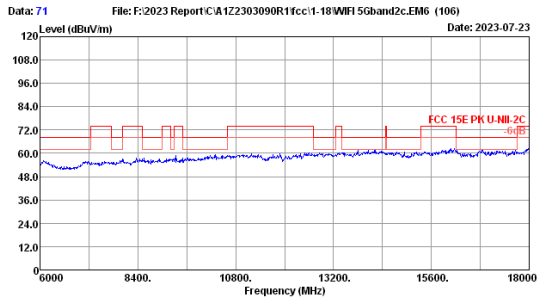


Site no. : 3m Chamber Data no. : 70
 Dis. / Ant. : 3m 2022 MCTD1209-3006 Ant. pol. : VERTICAL
 Limit : FCC 15E PK U-NII-2C
 Env. / Ins. : 23.2°C/52.5% Engineer : nier
 Test Mode : Wifi5G 11ac20 5700MHz TX

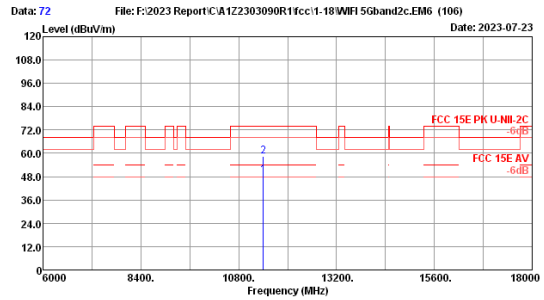
No.	Freq. (MHz)	Ant. Factor (dB/m)	Cable Loss (dB)	Amp Factor (dB)	Reading (dBuV)	Emission Level (dBuV/m)	Limits (dBuV/m)	Margin (dB)	Remark
-----	-------------	--------------------	-----------------	-----------------	----------------	-------------------------	-----------------	-------------	--------

111400.00	38.20	8.38	33.58	37.41	50.41	54.00	3.59	Average
211400.00	38.20	8.38	33.58	46.57	59.67	74.00	14.33	Peak

Remarks: 1. Emission Level= Antenna Factor + Cable Loss + Reading - Amp Factor.
 2. The emission levels that are 20dB below the official limit are not reported.



Site no. : 3m Chamber Data no. : 71
 Dis. / Ant. : 3m 2022 MCTD1209-3006 Ant. pol. : HORIZONTAL
 Limit : FCC 15E PK U-NII-2C
 Env. / Ins. : 23.2°C/52.5% Engineer : nier
 Test Mode : Wifi5G 11ac20 5700MHz TX

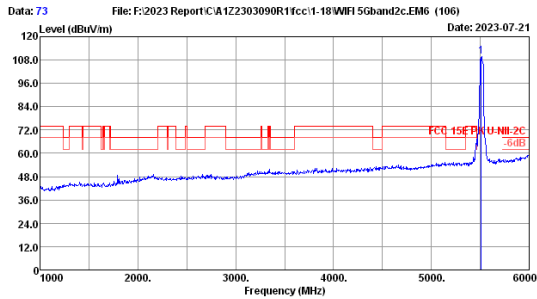


Site no. : 3m Chamber Data no. : 72
 Dis. / Ant. : 3m 2022 MCTD1209-3006 Ant. pol. : HORIZONTAL
 Limit : FCC 15E PK U-NII-2C
 Env. / Ins. : 23.2°C/52.5% Engineer : nier
 Test Mode : Wifi5G 11ac20 5700MHz TX

No.	Freq. (MHz)	Ant. Factor (dB/m)	Cable Loss (dB)	Amp Factor (dB)	Reading (dBuV)	Emission Level (dBuV/m)	Limits (dBuV/m)	Margin (dB)	Remark
-----	-------------	--------------------	-----------------	-----------------	----------------	-------------------------	-----------------	-------------	--------

111400.00	38.20	8.38	33.58	35.61	48.61	54.00	5.39	Average
211400.00	38.20	8.38	33.58	45.51	58.51	74.00	15.49	Peak

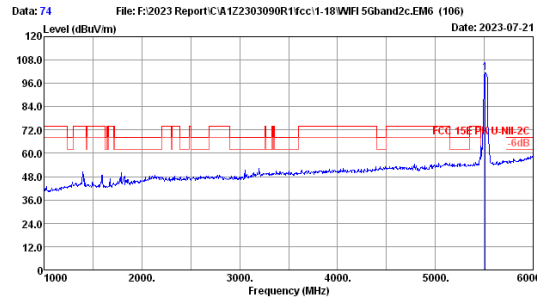
Remarks: 1. Emission Level= Antenna Factor + Cable Loss + Reading - Amp Factor.
 2. The emission levels that are 20dB below the official limit are not reported.



Date: 2023-07-21
 File: F:\2023 Report\CA122303090R1fcc1-18\WiFi 5Gband2c.EM6 (106)
 Site no. : 3m Chamber Data no. : 73
 Dis. / Ant. : 3m 2022 MCTD1209-3006 Ant. pol. : HORIZONTAL
 Limit : FCC 15E PK U-NII-2C
 Env. / Ins. : 23.2°C/52.5% Engineer : nier
 Test Mode : Wifi5G 11ac40 5510MHz TX

No.	Freq. (MHz)	Ant. Factor (dB/m)	Cable Loss (dB)	Amp Factor (dB)	Emission Reading (dBuV)	Emission Level (dBuV/m)	Limits (dBuV/m)	Margin (dB)	Remark
1	5510.00	32.70	6.80	33.60	103.80	109.70			Peak

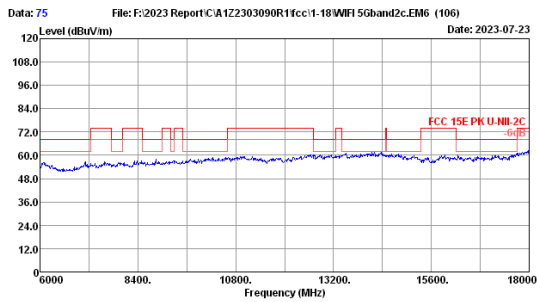
Remarks: 1. Emission Level= Antenna Factor + Cable Loss + Reading -Amp factor.
 2. The emission levels that are 20dB below the official limit are not reported.



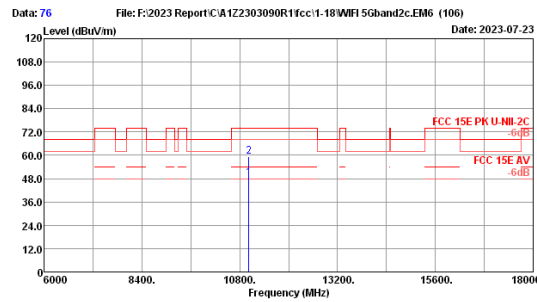
Date: 2023-07-21
 File: F:\2023 Report\CA122303090R1fcc1-18\WiFi 5Gband2c.EM6 (106)
 Site no. : 3m Chamber Data no. : 74
 Dis. / Ant. : 3m 2022 MCTD1209-3006 Ant. pol. : VERTICAL
 Limit : FCC 15E PK U-NII-2C
 Env. / Ins. : 23.2°C/52.5% Engineer : nier
 Test Mode : Wifi5G 11ac40 5510MHz TX

No.	Freq. (MHz)	Ant. Factor (dB/m)	Cable Loss (dB)	Amp Factor (dB)	Emission Reading (dBuV)	Emission Level (dBuV/m)	Limits (dBuV/m)	Margin (dB)	Remark
1	5510.00	32.70	6.80	33.60	95.68	101.58			Peak

Remarks: 1. Emission Level= Antenna Factor + Cable Loss + Reading -Amp factor.
 2. The emission levels that are 20dB below the official limit are not reported.



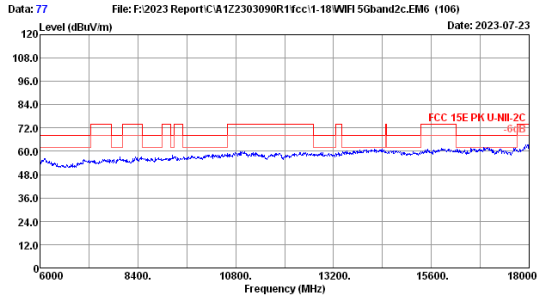
Date: 2023-07-23
 File: F:\2023 Report\CA122303090R1fcc1-18\WiFi 5Gband2c.EM6 (106)
 Site no. : 3m Chamber Data no. : 75
 Dis. / Ant. : 3m 2022 MCTD1209-3006 Ant. pol. : HORIZONTAL
 Limit : FCC 15E PK U-NII-2C
 Env. / Ins. : 23.2°C/52.5% Engineer : nier
 Test Mode : Wifi5G 11ac40 5510MHz TX



Date: 2023-07-23
 File: F:\2023 Report\CA122303090R1fcc1-18\WiFi 5Gband2c.EM6 (106)
 Site no. : 3m Chamber Data no. : 76
 Dis. / Ant. : 3m 2022 MCTD1209-3006 Ant. pol. : HORIZONTAL
 Limit : FCC 15E PK U-NII-2C
 Env. / Ins. : 23.2°C/52.5% Engineer : nier
 Test Mode : Wifi5G 11ac40 5510MHz TX

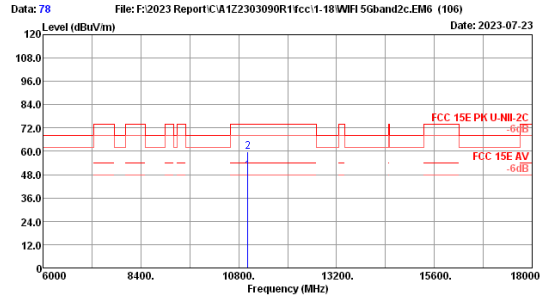
No.	Freq. (MHz)	Ant. Factor (dB/m)	Cable Loss (dB)	Amp Factor (dB)	Emission Reading (dBuV)	Emission Level (dBuV/m)	Limits (dBuV/m)	Margin (dB)	Remark
111020.00	38.58	8.30	33.51	34.77	48.14	54.00	5.86	Average	
211020.00	38.58	8.30	33.51	46.00	59.37	74.00	14.63	Peak	

Remarks: 1. Emission Level= Antenna Factor + Cable Loss + Reading -Amp factor.
 2. The emission levels that are 20dB below the official limit are not reported.



File: F:\2023 Report\CA122303090R1fcc\1-18\WiFi 5Gband2c.EM6 (106)
Date: 2023-07-23

Site no. : 3m Chamber Data no. : 77
Dis. / Ant. : 3m 2022 MCTD1209-3006 Ant. pol. : VERTICAL
Limit : FCC 15E PK U-NII-2C
Env. / Ins. : 23.2°C/52.5% Engineer : nier
Test Mode : Wifi5G 11ac40 5510MHz TX

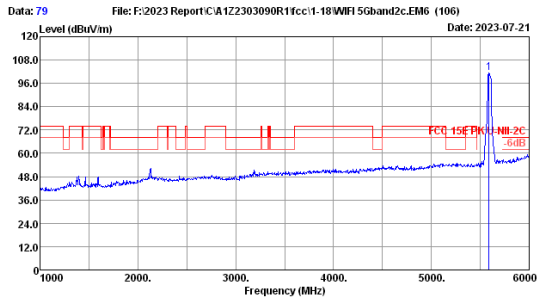


File: F:\2023 Report\CA122303090R1fcc\1-18\WiFi 5Gband2c.EM6 (106)
Date: 2023-07-23

Site no. : 3m Chamber Data no. : 78
Dis. / Ant. : 3m 2022 MCTD1209-3006 Ant. pol. : VERTICAL
Limit : FCC 15E PK U-NII-2C
Env. / Ins. : 23.2°C/52.5% Engineer : nier
Test Mode : Wifi5G 11ac40 5510MHz TX

No.	Freq. (MHz)	Ant. Factor (dB/m)	Cable Loss (dB)	Amp Factor (dB)	Reading (dBuV)	Emission Level (dBuV/m)	Limits (dBuV/m)	Margin (dB)	Remark
111020.00	38.58	8.30	33.51	36.76	50.13	54.00	3.87	Average	
211020.00	38.58	8.30	33.51	46.28	59.65	74.00	14.35	Peak	

Remarks: 1. Emission Level= Antenna Factor + Cable Loss + Reading - Amp Factor.
2. The emission levels that are 20dB below the official limit are not reported.

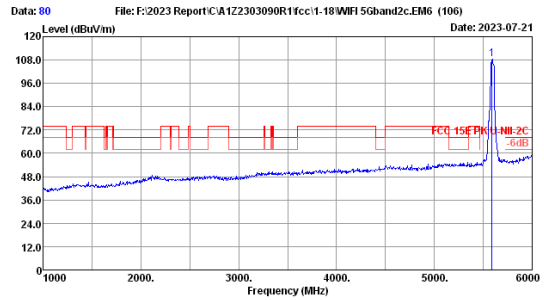


File: F:\2023 Report\CA122303090R1fcc\1-18\WiFi 5Gband2c.EM6 (106)
Date: 2023-07-21

Site no. : 3m Chamber Data no. : 79
Dis. / Ant. : 3m 2022 MCTD1209-3006 Ant. pol. : VERTICAL
Limit : FCC 15E PK U-NII-2C
Env. / Ins. : 23.2°C/52.5% Engineer : nier
Test Mode : Wifi5G 11ac40 5590MHz TX

No.	Freq. (MHz)	Ant. Factor (dB/m)	Cable Loss (dB)	Amp Factor (dB)	Reading (dBuV)	Emission Level (dBuV/m)	Limits (dBuV/m)	Margin (dB)	Remark
1	5590.00	33.20	6.84	33.58	94.97	101.43			Peak

Remarks: 1. Emission Level= Antenna Factor + Cable Loss + Reading - Amp Factor.
2. The emission levels that are 20dB below the official limit are not reported.

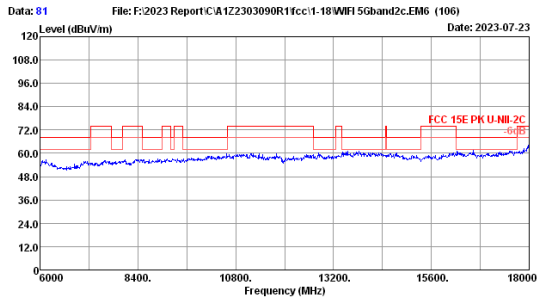


File: F:\2023 Report\CA122303090R1fcc\1-18\WiFi 5Gband2c.EM6 (106)
Date: 2023-07-21

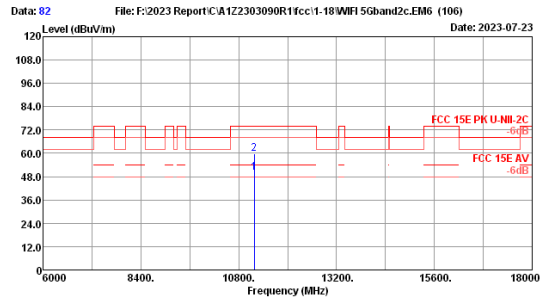
Site no. : 3m Chamber Data no. : 80
Dis. / Ant. : 3m 2022 MCTD1209-3006 Ant. pol. : HORIZONTAL
Limit : FCC 15E PK U-NII-2C
Env. / Ins. : 23.2°C/52.5% Engineer : nier
Test Mode : Wifi5G 11ac40 5590MHz TX

No.	Freq. (MHz)	Ant. Factor (dB/m)	Cable Loss (dB)	Amp Factor (dB)	Reading (dBuV)	Emission Level (dBuV/m)	Limits (dBuV/m)	Margin (dB)	Remark
1	5590.00	33.20	6.84	33.58	101.81	108.27			Peak

Remarks: 1. Emission Level= Antenna Factor + Cable Loss + Reading - Amp Factor.
2. The emission levels that are 20dB below the official limit are not reported.



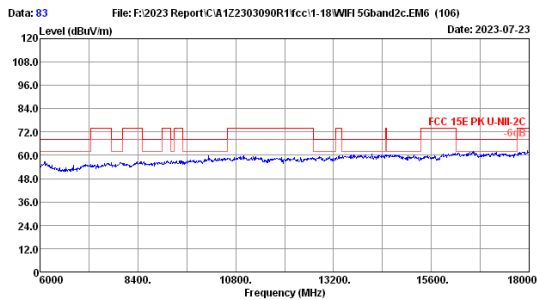
Site no. : 3m Chamber Data no. : 81
 Dis. / Ant. : 3m 2022 MCTD1209-3006 Ant. pol. : VERTICAL
 Limit : FCC 15E PK U-NII-2C
 Env. / Ins. : 23.2°C/52.5% Engineer : nier
 Test Mode : Wifi5G 11ac40 5590MHz TX



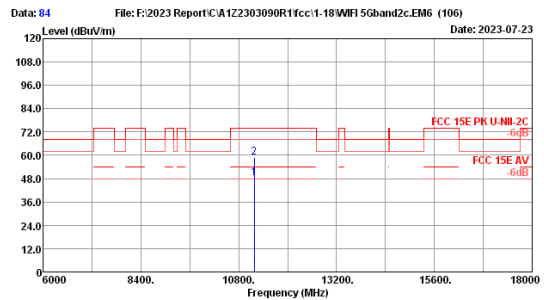
Site no. : 3m Chamber Data no. : 82
 Dis. / Ant. : 3m 2022 MCTD1209-3006 Ant. pol. : VERTICAL
 Limit : FCC 15E PK U-NII-2C
 Env. / Ins. : 23.2°C/52.5% Engineer : nier
 Test Mode : Wifi5G 11ac40 5590MHz TX

No.	Freq. (MHz)	Ant. Factor (dB/m)	Cable Loss (dB)	Amp Factor (dB)	Reading (dBuV)	Emission Level (dBuV/m)	Limits (dBuV/m)	Margin (dB)	Remark
111180.00	38.42	8.34	33.54	36.98	50.20	54.00	3.80	Average	
211180.00	38.42	8.34	33.54	46.49	59.71	74.00	14.29	Peak	

Remarks: 1. Emission Level= Antenna Factor + Cable Loss + Reading - Amp Factor.
 2. The emission levels that are 20dB below the official limit are not reported.



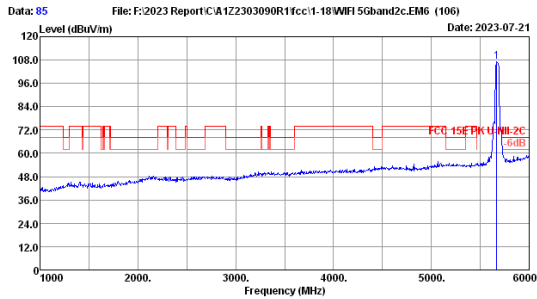
Site no. : 3m Chamber Data no. : 83
 Dis. / Ant. : 3m 2022 MCTD1209-3006 Ant. pol. : HORIZONTAL
 Limit : FCC 15E PK U-NII-2C
 Env. / Ins. : 23.2°C/52.5% Engineer : nier
 Test Mode : Wifi5G 11ac40 5590MHz TX



Site no. : 3m Chamber Data no. : 84
 Dis. / Ant. : 3m 2022 MCTD1209-3006 Ant. pol. : HORIZONTAL
 Limit : FCC 15E PK U-NII-2C
 Env. / Ins. : 23.2°C/52.5% Engineer : nier
 Test Mode : Wifi5G 11ac40 5590MHz TX

No.	Freq. (MHz)	Ant. Factor (dB/m)	Cable Loss (dB)	Amp Factor (dB)	Reading (dBuV)	Emission Level (dBuV/m)	Limits (dBuV/m)	Margin (dB)	Remark
111180.00	38.42	8.34	33.54	35.21	48.43	54.00	5.57	Average	
211180.00	38.42	8.34	33.54	45.56	58.78	74.00	15.22	Peak	

Remarks: 1. Emission Level= Antenna Factor + Cable Loss + Reading - Amp Factor.
 2. The emission levels that are 20dB below the official limit are not reported.

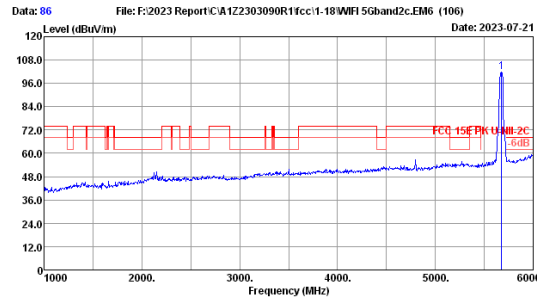


File: F:\2023 Report\CA122303090R1fcc\1-18\WiFi 5Gband2c.EM6 (106)
Date: 2023-07-21

Site no. : 3m Chamber Data no. : 85
Dis. / Ant. : 3m 2022 MCTD1209-3006 Ant. pol. : HORIZONTAL
Limit : FCC 15E PK U-NII-2C
Env. / Ins. : 23.2°C/52.5% Engineer : nier
Test Mode : Wifi5G 11ac40 5670MHz TX

No.	Freq. (MHz)	Ant. Factor (dB/m)	Cable Loss (dB)	Amp Factor (dB)	Emission Reading (dBuV)	Emission Level (dBuV/m)	Limits (dBuV/m)	Margin (dB)	Remark
1	5670.00	33.70	6.87	33.57	100.03	107.03	72.00	-----	Peak

Remarks: 1. Emission Level= Antenna Factor + Cable Loss + Reading -Amp factor.
2. The emission levels that are 20dB below the official limit are not reported.

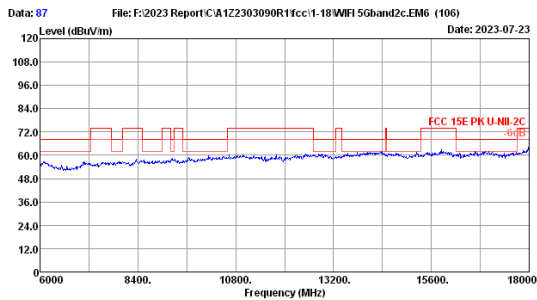


File: F:\2023 Report\CA122303090R1fcc\1-18\WiFi 5Gband2c.EM6 (106)
Date: 2023-07-21

Site no. : 3m Chamber Data no. : 86
Dis. / Ant. : 3m 2022 MCTD1209-3006 Ant. pol. : VERTICAL
Limit : FCC 15E PK U-NII-2C
Env. / Ins. : 23.2°C/52.5% Engineer : nier
Test Mode : Wifi5G 11ac40 5670MHz TX

No.	Freq. (MHz)	Ant. Factor (dB/m)	Cable Loss (dB)	Amp Factor (dB)	Emission Reading (dBuV)	Emission Level (dBuV/m)	Limits (dBuV/m)	Margin (dB)	Remark
1	5675.00	33.70	6.87	33.57	94.67	101.67	72.00	-----	Peak

Remarks: 1. Emission Level= Antenna Factor + Cable Loss + Reading -Amp factor.
2. The emission levels that are 20dB below the official limit are not reported.

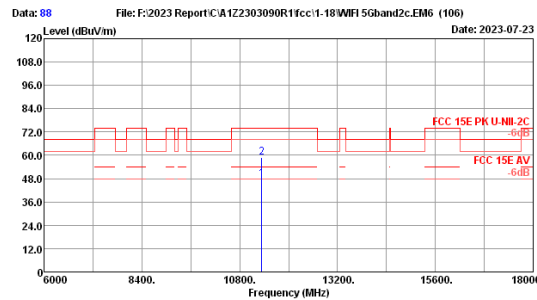


File: F:\2023 Report\CA122303090R1fcc\1-18\WiFi 5Gband2c.EM6 (106)
Date: 2023-07-23

Site no. : 3m Chamber Data no. : 87
Dis. / Ant. : 3m 2022 MCTD1209-3006 Ant. pol. : HORIZONTAL
Limit : FCC 15E PK U-NII-2C
Env. / Ins. : 23.2°C/52.5% Engineer : nier
Test Mode : Wifi5G 11ac40 5670MHz TX

No.	Freq. (MHz)	Ant. Factor (dB/m)	Cable Loss (dB)	Amp Factor (dB)	Emission Reading (dBuV)	Emission Level (dBuV/m)	Limits (dBuV/m)	Margin (dB)	Remark
1	11134.00	38.27	8.37	33.57	34.75	47.82	54.00	6.18	Average
2	21134.00	38.27	8.37	33.57	46.00	59.07	74.00	14.93	Peak

Remarks: 1. Emission Level= Antenna Factor + Cable Loss + Reading -Amp factor.
2. The emission levels that are 20dB below the official limit are not reported.

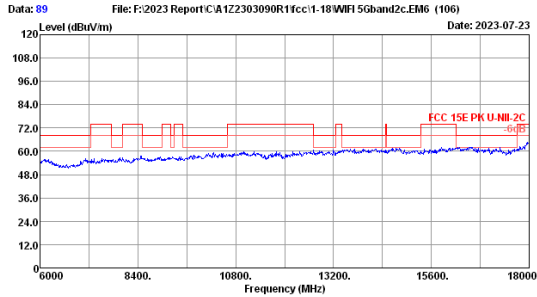


File: F:\2023 Report\CA122303090R1fcc\1-18\WiFi 5Gband2c.EM6 (106)
Date: 2023-07-23

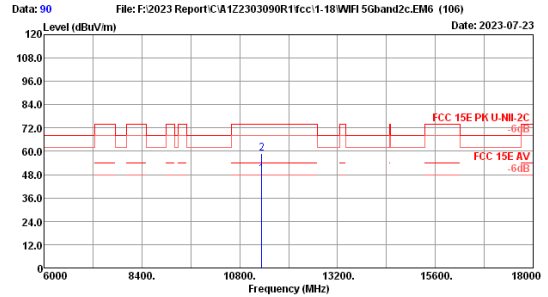
Site no. : 3m Chamber Data no. : 88
Dis. / Ant. : 3m 2022 MCTD1209-3006 Ant. pol. : HORIZONTAL
Limit : FCC 15E PK U-NII-2C
Env. / Ins. : 23.2°C/52.5% Engineer : nier
Test Mode : Wifi5G 11ac40 5670MHz TX

No.	Freq. (MHz)	Ant. Factor (dB/m)	Cable Loss (dB)	Amp Factor (dB)	Emission Reading (dBuV)	Emission Level (dBuV/m)	Limits (dBuV/m)	Margin (dB)	Remark
1	11134.00	38.27	8.37	33.57	34.75	47.82	54.00	6.18	Average
2	21134.00	38.27	8.37	33.57	46.00	59.07	74.00	14.93	Peak

Remarks: 1. Emission Level= Antenna Factor + Cable Loss + Reading -Amp factor.
2. The emission levels that are 20dB below the official limit are not reported.



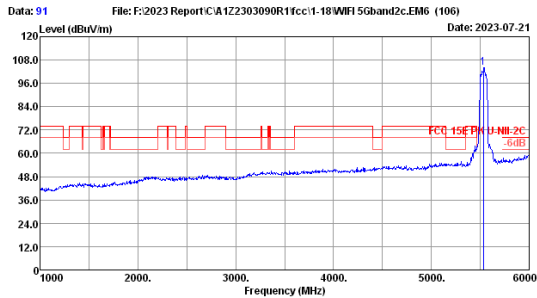
Site no. : 3m Chamber Data no. : 89
 Dis. / Ant. : 3m 2022 MCTD1209-3006 Ant. pol. : VERTICAL
 Limit : FCC 15E PK U-NII-2C
 Env. / Ins. : 23.2°C/52.5% Engineer : nier
 Test Mode : Wifi5G 11ac40 5670MHz TX



Site no. : 3m Chamber Data no. : 90
 Dis. / Ant. : 3m 2022 MCTD1209-3006 Ant. pol. : VERTICAL
 Limit : FCC 15E PK U-NII-2C
 Env. / Ins. : 23.2°C/52.5% Engineer : nier
 Test Mode : Wifi5G 11ac40 5670MHz TX

No.	Freq. (MHz)	Ant. Factor (dB/m)	Cable Loss (dB)	Amp Factor (dB)	Reading (dBuV)	Emission Level (dBuV/m)	Limits (dBuV/m)	Margin (dB)	Remark
111340.00	38.27	8.37	33.57	35.21	48.28	54.00	5.72	Average	
211340.00	38.27	8.37	33.57	45.93	59.00	74.00	15.00	Peak	

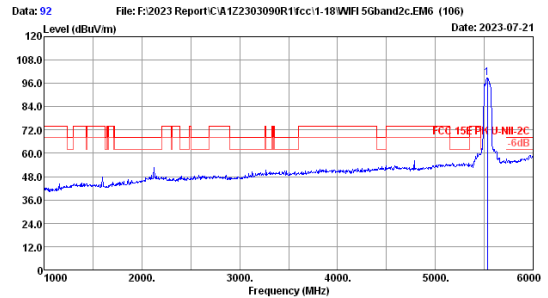
Remarks: 1. Emission Level= Antenna Factor + Cable Loss + Reading - Amp factor.
 2. The emission levels that are 20dB below the official limit are not reported.



Site no. : 3m Chamber Data no. : 91
 Dis. / Ant. : 3m 2022 MCTD1209-3006 Ant. pol. : HORIZONTAL
 Limit : FCC 15E PK U-NII-2C
 Env. / Ins. : 23.2°C/52.5% Engineer : nier
 Test Mode : Wifi5G 11ac80 5530MHz TX

No.	Freq. (MHz)	Ant. Factor (dB/m)	Cable Loss (dB)	Amp Factor (dB)	Reading (dBuV)	Emission Level (dBuV/m)	Limits (dBuV/m)	Margin (dB)	Remark
1	5530.00	32.80	6.81	33.59	98.12	104.14	-----	-----	Peak

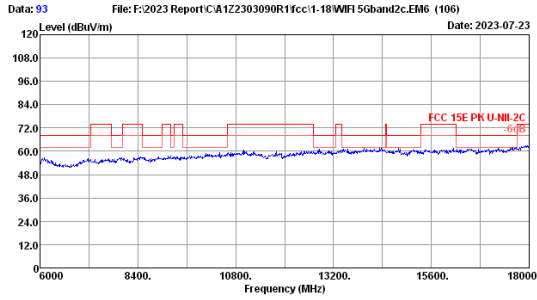
Remarks: 1. Emission Level= Antenna Factor + Cable Loss + Reading - Amp factor.
 2. The emission levels that are 20dB below the official limit are not reported.



Site no. : 3m Chamber Data no. : 92
 Dis. / Ant. : 3m 2022 MCTD1209-3006 Ant. pol. : VERTICAL
 Limit : FCC 15E PK U-NII-2C
 Env. / Ins. : 23.2°C/52.5% Engineer : nier
 Test Mode : Wifi5G 11ac80 5530MHz TX

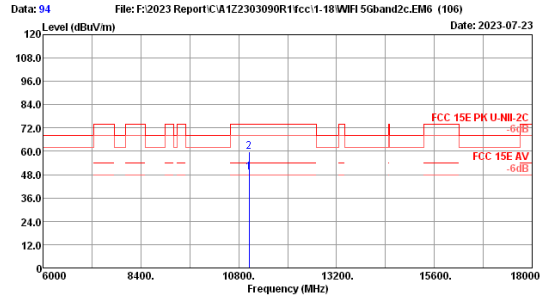
No.	Freq. (MHz)	Ant. Factor (dB/m)	Cable Loss (dB)	Amp Factor (dB)	Reading (dBuV)	Emission Level (dBuV/m)	Limits (dBuV/m)	Margin (dB)	Remark
1	5530.00	32.80	6.81	33.59	92.85	98.87	-----	-----	Peak

Remarks: 1. Emission Level= Antenna Factor + Cable Loss + Reading - Amp factor.
 2. The emission levels that are 20dB below the official limit are not reported.



File: F:\2023 Report\CA122303090R1fcc1-18\WiFi 5Gband2c.EM6 (106)
Date: 2023-07-23

Site no. : 3m Chamber Data no. : 93
Dis. / Ant. : 3m 2022 MCTD1209-3006 Ant. pol. : VERTICAL
Limit : FCC 15E PK U-NII-2C
Env. / Ins. : 23.2°C/52.5% Engineer : nier
Test Mode : Wifi5G 11ac80 5530MHz TX

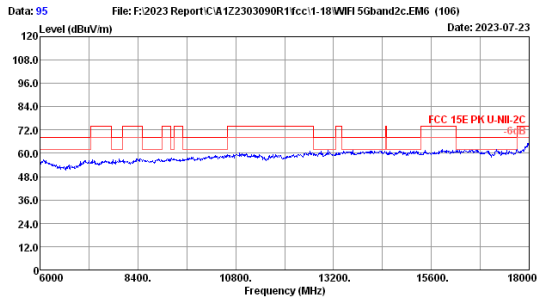


File: F:\2023 Report\CA122303090R1fcc1-18\WiFi 5Gband2c.EM6 (106)
Date: 2023-07-23

Site no. : 3m Chamber Data no. : 94
Dis. / Ant. : 3m 2022 MCTD1209-3006 Ant. pol. : VERTICAL
Limit : FCC 15E PK U-NII-2C
Env. / Ins. : 23.2°C/52.5% Engineer : nier
Test Mode : Wifi5G 11ac80 5530MHz TX

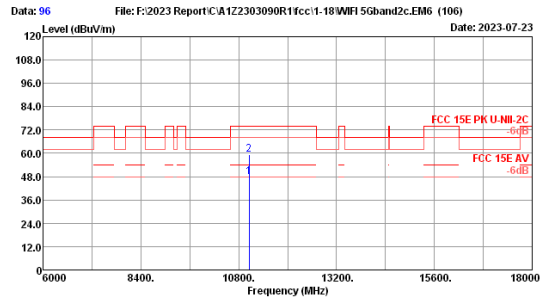
No.	Freq. (MHz)	Ant. Factor (dB/m)	Cable Loss (dB)	Amp Factor (dB)	Reading Level (dBuV)	Emission Level (dBuV/m)	Limits (dBuV/m)	Margin (dB)	Remark
111060.00	38.53	8.31	33.52	35.97	49.29	54.00	54.00	4.71	Average
211060.00	38.53	8.31	33.52	46.63	59.95	74.00	74.00	14.05	Peak

Remarks: 1. Emission Level= Antenna Factor + Cable Loss + Reading - Amp Factor.
2. The emission levels that are 20dB below the official limit are not reported.



File: F:\2023 Report\CA122303090R1fcc1-18\WiFi 5Gband2c.EM6 (106)
Date: 2023-07-23

Site no. : 3m Chamber Data no. : 95
Dis. / Ant. : 3m 2022 MCTD1209-3006 Ant. pol. : HORIZONTAL
Limit : FCC 15E PK U-NII-2C
Env. / Ins. : 23.2°C/52.5% Engineer : nier
Test Mode : Wifi5G 11ac80 5530MHz TX

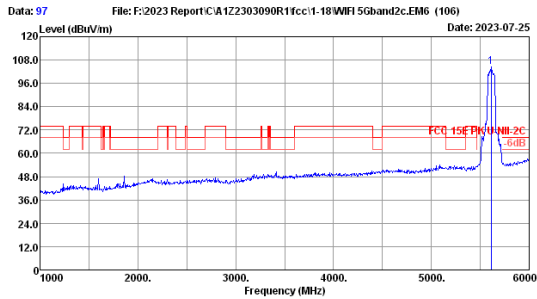


File: F:\2023 Report\CA122303090R1fcc1-18\WiFi 5Gband2c.EM6 (106)
Date: 2023-07-23

Site no. : 3m Chamber Data no. : 96
Dis. / Ant. : 3m 2022 MCTD1209-3006 Ant. pol. : HORIZONTAL
Limit : FCC 15E PK U-NII-2C
Env. / Ins. : 23.2°C/52.5% Engineer : nier
Test Mode : Wifi5G 11ac80 5530MHz TX

No.	Freq. (MHz)	Ant. Factor (dB/m)	Cable Loss (dB)	Amp Factor (dB)	Reading Level (dBuV)	Emission Level (dBuV/m)	Limits (dBuV/m)	Margin (dB)	Remark
111060.00	38.53	8.31	33.52	34.63	47.95	54.00	54.00	6.05	Average
211060.00	38.53	8.31	33.52	45.81	59.13	74.00	74.00	14.87	Peak

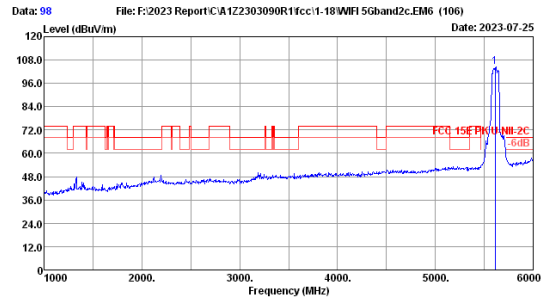
Remarks: 1. Emission Level= Antenna Factor + Cable Loss + Reading - Amp Factor.
2. The emission levels that are 20dB below the official limit are not reported.



Site no. : 3m Chamber Data no. : 97
 Dis. / Ant. : 3m 2022 MCTD1209-3006 Ant. pol. : HORIZONTAL
 Limit : FCC 15E PK U-NII-2C
 Env. / Ins. : 23.2°C/52.5% Engineer : nier
 Test Mode : Wifi5G 11ac80 5610MHz TX

No.	Freq. (MHz)	Ant. Factor (dB/m)	Cable Loss (dB)	Amp Factor (dB)	Emission Reading (dBuV)	Emission Level (dBuV/m)	Limits (dBuV/m)	Margin (dB)	Remark
1	5610.00	33.30	6.84	33.58	97.82	104.38			Peak

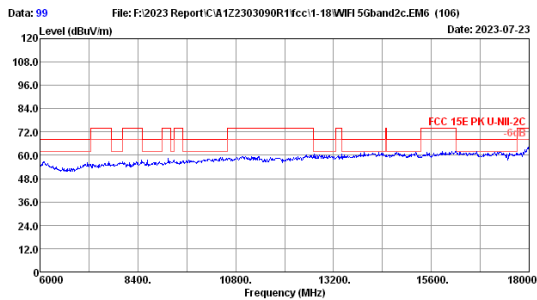
Remarks: 1. Emission Level= Antenna Factor + Cable Loss + Reading -Amp factor.
 2. The emission levels that are 20dB below the official limit are not reported.



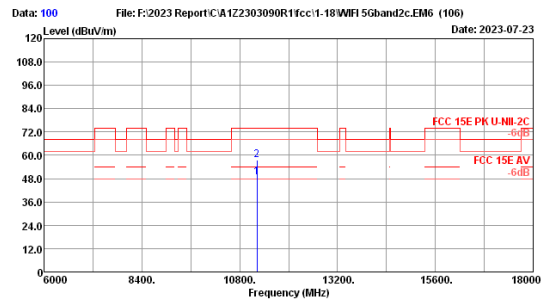
Site no. : 3m Chamber Data no. : 98
 Dis. / Ant. : 3m 2022 MCTD1209-3006 Ant. pol. : VERTICAL
 Limit : FCC 15E PK U-NII-2C
 Env. / Ins. : 23.2°C/52.5% Engineer : nier
 Test Mode : Wifi5G 11ac80 5610MHz TX

No.	Freq. (MHz)	Ant. Factor (dB/m)	Cable Loss (dB)	Amp Factor (dB)	Emission Reading (dBuV)	Emission Level (dBuV/m)	Limits (dBuV/m)	Margin (dB)	Remark
1	5610.00	33.30	6.84	33.58	97.94	104.50			Peak

Remarks: 1. Emission Level= Antenna Factor + Cable Loss + Reading -Amp factor.
 2. The emission levels that are 20dB below the official limit are not reported.



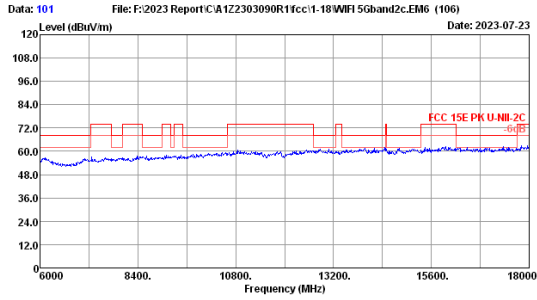
Site no. : 3m Chamber Data no. : 99
 Dis. / Ant. : 3m 2022 MCTD1209-3006 Ant. pol. : HORIZONTAL
 Limit : FCC 15E PK U-NII-2C
 Env. / Ins. : 23.2°C/52.5% Engineer : nier
 Test Mode : Wifi5G 11ac80 5610MHz TX



Site no. : 3m Chamber Data no. : 100
 Dis. / Ant. : 3m 2022 MCTD1209-3006 Ant. pol. : HORIZONTAL
 Limit : FCC 15E PK U-NII-2C
 Env. / Ins. : 23.2°C/52.5% Engineer : nier
 Test Mode : Wifi5G 11ac80 5610MHz TX

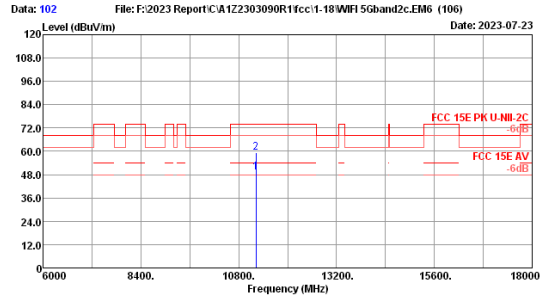
No.	Freq. (MHz)	Ant. Factor (dB/m)	Cable Loss (dB)	Amp Factor (dB)	Emission Reading (dBuV)	Emission Level (dBuV/m)	Limits (dBuV/m)	Margin (dB)	Remark
11122.00	38.38	8.34	33.55	35.68	48.85	54.00	54.00	5.15	Average
21122.00	38.38	8.34	33.55	44.50	57.67	74.00	74.00	16.33	Peak

Remarks: 1. Emission Level= Antenna Factor + Cable Loss + Reading -Amp factor.
 2. The emission levels that are 20dB below the official limit are not reported.



Data: 101 File: F:\2023 Report\CA122303090R1fcc1-18\WiFi 5Gband2c.EM6 (106) Date: 2023-07-23

Site no. : 3m Chamber Data no. : 101
 Dis. / Ant. : 3m 2022 MCTD1209-3006 Ant. pol. : VERTICAL
 Limit : FCC 15E PK U-NII-2C
 Env. / Ins. : 23.2°C/52.5% Engineer : nier
 Test Mode : Wifi5G 11ac80 5610MHz TX



Data: 102 File: F:\2023 Report\CA122303090R1fcc1-18\WiFi 5Gband2c.EM6 (106) Date: 2023-07-23

Site no. : 3m Chamber Data no. : 102
 Dis. / Ant. : 3m 2022 MCTD1209-3006 Ant. pol. : VERTICAL
 Limit : FCC 15E PK U-NII-2C
 Env. / Ins. : 23.2°C/52.5% Engineer : nier
 Test Mode : Wifi5G 11ac80 5610MHz TX

No.	Freq. (MHz)	Ant. Factor (dB/m)	Cable Loss (dB)	Amp Factor (dB)	Reading (dBuV)	Emission Level (dBuV/m)	Limits (dBuV/m)	Margin (dB)	Remark
111220.00	38.38	8.34	33.55	36.02	45.19	54.00	4.81	Average	
211220.00	38.38	8.34	33.55	46.00	59.17	74.00	14.83	Peak	

Remarks: 1. Emission Level= Antenna Factor + Cable Loss + Reading - Amp factor.
 2. The emission levels that are 20dB below the official limit are not reported.