



## PHOTOGRAPHS OF TEST SETUP

Test model No.: GWP-SLCR2-BT-V2



**Radiated spurious emission Test Setup-1 left ears(Below 1GHz)**



**Radiated spurious emission Test Setup-2 left ears(Above 1GHz)**



**Radiated spurious emission Test Setup-1 right ears(Below 1GHz)**




**Radiated spurious emission Test Setup-2 right ears(Above 1GHz)**





**Radiated spurious emission Test Setup-3(Above 1GHz)  
There are absorbing materials under the ground.**



**Conducted Emissions**

### **PHOTOGRAPHS OF EUT Constructional Details**

Refer to Report No. EED32N81130401 for EUT external and internal photos.

The test report is effective only with both signature and specialized stamp, The result(s) shown in this report refer only to the sample(s) tested. Without written approval of CTI, this report can't be reproduced except in full.

\*\*\* End of Report \*\*\*