





EXHIBIT 2 - EUT EXTERNAL PHOTOGRAPHS

<p>EUT View 1</p>	 A photograph showing the front view of a white, cylindrical USB device. The device has a USB-A connector on the left side and a small circular indicator light on the front face. It is placed on a blue textured surface next to a black ruler with white markings. The ruler shows measurements in millimeters and centimeters.
<p>EUT View 2</p>	 A photograph showing the back view of the same white USB device. The back of the device is mostly white with a clear window revealing internal components, including a battery and various electronic components. The USB-A connector is visible on the left. The device is placed on a blue textured surface next to a black ruler with white markings, similar to the first view.

<p>EUT View 3</p>	 A photograph showing a white, rectangular USB device with a USB-A connector on the left side. The device is placed on a blue textured surface next to a black L-shaped ruler. The ruler has white markings in millimeters and centimeters. The device is oriented horizontally, with its USB connector pointing towards the bottom-left corner of the frame.
<p>EUT View 4</p>	 A photograph showing the same white USB device as in View 3, but oriented vertically. The USB-A connector is at the bottom. The device is placed on the same blue textured surface next to the same black L-shaped ruler. The ruler markings are visible, showing the device's height is approximately 40 mm.

EUT View 5



EUT View 6

