




<p style="text-align: center;">Solder Board-Component View 6</p>	 <p>A photograph of a small blue printed circuit board (PCB) component, labeled 'Designed by D Team' and 'E360179'. The board has several gold-plated pins extending from its bottom edge. It is placed on a black surface with a white ruler for scale, showing dimensions in millimeters. The ruler markings are visible on the left and bottom edges of the image.</p>
<p style="text-align: center;">Solder Board-Component View 7</p>	 <p>A photograph of a small blue printed circuit board (PCB) component, similar to the one in view 6. This board is more densely populated with components, including a microcontroller, various capacitors, and inductors. It also has gold-plated pins extending from its bottom edge. It is placed on a black surface with a white ruler for scale, showing dimensions in millimeters. The ruler markings are visible on the left and bottom edges of the image.</p>

Antenna View



Antenna View

