


RADIO REPORT FCC 47 CFR Part 15C ISED Canada RSS-247 Digital transmission systems operating within the 2400 – 2483.5 MHz band	
Report Reference No	G0M-1805-7401-TFC247BL-V01
Testing Laboratory	Eurofins Product Service GmbH
Address	Storkower Str. 38c 15526 Reichenwalde Germany
Accreditation	 <p>DAkkS - Registration number : D-PL-12092-01-03 (ISED) ISED Testing Laboratory site: 3470A-2 DAkkS - Registration number : D-PL-12092-01-04 (FCC) FCC Filed Test Laboratory, Reg.-No.: 96970</p>
Applicant	GWA Hygiene GmbH
Address	Heinrich-Mann-Str. 11 18435 Stralsund GERMANY
Test Specification	According to FCC/ISED rules
Standard	47 CFR Part 15C RSS-247, Issue 2, 2017-02 RSS-Gen, Issue 5, Amendment 1, 2019-03
Non-Standard Test Method	None
Equipment under Test (EUT):	
Product Description	Hygiene-Monitoring-System
Model(s)	NosoEx Sensormodul
Additional Model(s)	None
Brand Name(s)	NosoEx
Hardware Version(s)	1.5
Software Version(s)	1.17
FCC-ID	2AU27NOSOEX001
IC	N/A
Test Result	PASSED

Possible test case verdicts:		
Required by standard but not tested	N/T	
Not required by standard	N/R	
Not applicable to EUT	N/A	
Test object does meet the requirement	P(PASS)	
Test object does not meet the requirement	F(FAIL)	
Testing:		
Test Lab Temperature	20 - 25 °C	
Test Lab Humidity	35 – 50 %	
Date of receipt of test item	2019-10-28	
Report:		
Compiled by	Florian Voigt	
Tested by (+ signature) (Responsible for Test)	Florian Voigt supervised by Wilfried Treffke	 
Approved by (+ signature) (Head of Lab)	Christian Weber	
Date of Issue	2019-12-05	
Total number of pages	102	
General Remarks:		
<p>The test results presented in this report relate only to the object tested.</p> <p>The results contained in this report reflect the results for this particular model and serial number. It is the responsibility of the manufacturer to ensure that all production models meet the intent of the requirements detailed within this report.</p> <p>This report shall not be reproduced, except in full, without the written approval of the Issuing testing laboratory.</p>		
Additional Comments:		

ADDITIONAL VARIANTS

Additional Variants (not tested and not evaluated variants)		
Not-tested Variant	Description	
1	Product Type Description	Hygiene-Monitoring-System
	Model name	NosoEx Transponder
	Brand name	NosoEx
	Hardware Version	1.5
	Software Version	1.17
Comment: Those named additional variants above have not been tested. Those additional variants of the series have been declared by the manufacturer. The test report explicitly states that those variants were neither tested nor assessed nor evaluated.		

VERSION HISTORY

Version History			
Version	Issue Date	Remarks	Revised By
01	2019-12-05	Initial Release	

ABBREVIATIONS AND ACRONYMS

Acronyms	
Acronym	Description
EUT	Equipment Under Test
FCC	Federal Communications Commission
ISED	Innovation, Science and Economic Development Canada
RBW	Resolution bandwidth
RMS	Root mean square
VBW	Video bandwidth
V _{NOM}	Nominal supply voltage

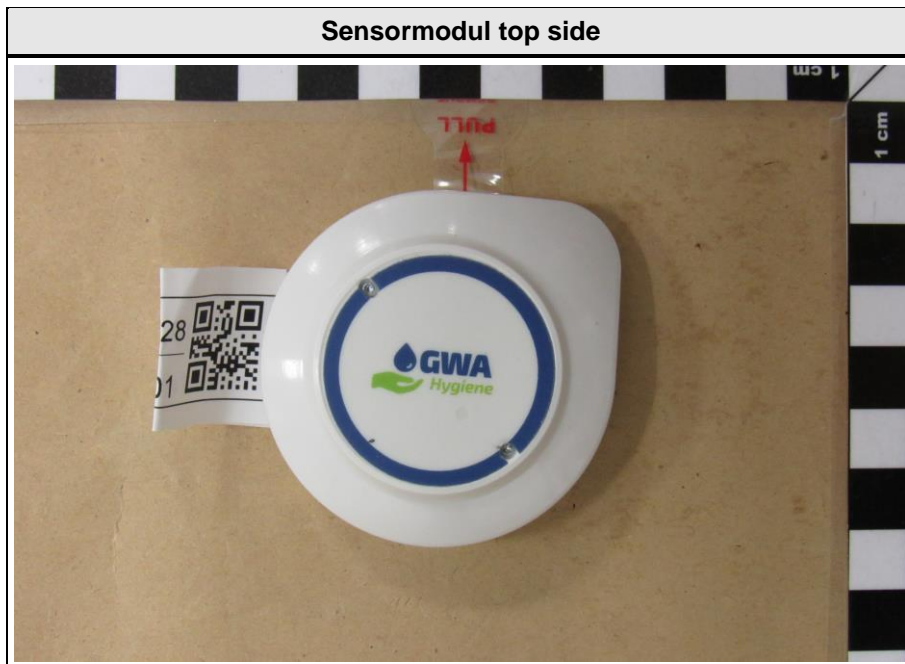

REPORT INDEX

1	Equipment (Test Item) Under Test.....	7
1.1	Photos – Equipment External.....	8
1.2	Photos – Equipment Internal.....	10
1.3	Photos – Test Setup.....	13
1.4	Support Equipment.....	14
1.5	Test Modes.....	15
1.6	Test Frequencies.....	16
1.7	Sample emission level calculation.....	17
2	Result Summary.....	18
3	Test Conditions and Results.....	19
3.1	Test Conditions and Results - Occupied bandwidth.....	19
3.2	Test Conditions and Results - 6 dB bandwidth.....	24
3.3	Test Conditions and Results - Maximum peak conducted output power.....	29
3.4	Test Conditions and Results - Power spectral density.....	31
3.5	Test Conditions and Results - Band-edge compliance.....	36
3.6	Test Conditions and Results - Conducted spurious emissions.....	40
3.7	Test Conditions and Results - Transmitter radiated emissions.....	45
3.8	Test Conditions and Results - Receiver radiated emissions.....	48
ANNEX A	Transmitter spurious emissions.....	51
ANNEX B	Receiver spurious emissions.....	93

1 Equipment (Test Item) Under Test

Description	Hygiene-Monitoring-System	
Model	NosoEx Sensormodul	
Additional Model(s)	None	
Brand Name(s)	NosoEx	
Serial Number(s)	Not specified	
Hardware Version(s)	1.5	
Software Version(s)	1.17	
PMN	None	
HVIN	None	
FVIN	None	
HMN	None	
FCC-ID	2AU27NOSOEX001	
IC	N/A	
Equipment type	End Product	
Radio type	Transceiver	
Assigned frequency bands	2400 - 2483.5 MHz	
Radio technology	Bluetooth LE	
Modulation	GFSK	
Number of antenna ports	1	
Antenna	Type	Integrated
	Model	PCB Antenna AN043
	Manufacturer	Texas Instruments
	Gain	5.3 dBi
Supply Voltage	V_{NOM}	3.0 VDC
Operating Temperature	T_{NOM}	23 °C
AC/DC-Adaptor	N/A	
Manufacturer	GWA Hygiene GmbH Heinrich-Mann-Str. 11 18435 Stralsund GERMANY	

1.1 Photos – Equipment External





Transponder back side (Not tested variant)




Transponder front side (Not tested variant)




1.2 Photos – Equipment Internal




Transponder PCB bottom (Not tested variant)




Transponder PCB top (Not tested variant)





Tested EUT - NosoEx Sensormodul PCB top



Tested EUT - NosoEx Sensormodul PCB bottom



1.3 Photos – Test Setup



1.4 Support Equipment.

Product Type	Device	Manufacturer	Model	Comment
AE	Development Kit	Texas Instruments	CC2640R2	Connecting PC to EUT to set test modes
AE	Laptop	Lenovo	T540p	Set test modes on EUT
SFT	SmartRF Studio 7	Texas Instruments	---	Set test modes on EUT
Description:				
AE	Auxiliary Equipment			
SIM	Simulator			
CBL	Connecting Cable			
SFT	Software			
Comment:				

1.5 Test Modes

Mode	Description
GFSK	Mode = Transmit Modulation = GFSK Spreading = None Duty cycle = 100% Datarate = 1MBit/s
Receive	Mode = Receive
Comment:	

1.6 Test Frequencies

Designator	Mode	Channel	Frequency [MHz]
F1	Tx / Rx	0	2402
F2	Tx / Rx	19	2440
F3	Tx / Rx	39	2480

1.7 Sample emission level calculation

The following is a description of terms and a sample calculation, as appears in the radiated emissions data table. The numbers used in the calculation are for example only. There is no direct correlation to the specific data taken for the product described in this document:

Reading:

This is the reading obtained on the spectrum analyzer in dB μ V. Any external preamplifiers used are taken into account through internal analyzer settings.

A.F.:

This is the antenna factor for the receiving antenna. It is a conversion factor, which converts electric fields strengths to voltages, which can be measured directly on the spectrum analyzer. It is treated as a loss in dB. Cable losses have been included with the A.F. to simplify the calculations. The antenna factor is used in calculations as follows:

$$\text{Reading on Analyzer (dB}\mu\text{V)} + \text{A.F. (dB/m)} = \text{Net field strength (dB}\mu\text{V/m)}$$

Net:

This is the net field strength measurement (as shown above).

Limit:

This is the FCC Class B radiated emission limit (in units of dB μ V/m). The FCC limits are given in units of μ V/m. The following formula is used to convert the units of μ V/m to dB μ V/m:

$$\text{Limit (dB}\mu\text{V/m)} = 20 * \log(\mu\text{V/m})$$

Margin:

This is the margin of compliance below the FCC limit. The units are given in dB. A negative margin indicates the emission was below the limit. A positive margin indicates that the emission exceeds the limit.

Example only:

Reading + AF	=	Net Reading	:	Net reading - FCC limit	=	Margin
+21.5 dB μ V + 26 dB/m		= 47.5 dB μ V/m		47.5 dB μ V/m - 57.0 dB μ V/m		= -9.5 dB

2 Result Summary

FCC 47 CFR Part 15C, ISED RSS-247				
Product Standard Reference	Requirement	Reference Method	Result	Remarks
ISED RSS-Gen, Issue 5 (section 6.6)	Occupied Bandwidth	ANSI C63.10-2013	N/R	Informational only
FCC § 15.247(a)(2) ISED RSS-247, Issue 2 (section 5.2)	6 dB Bandwidth	ANSI C63.10-2013	PASS	
FCC § 15.247(b)(1) ISED RSS-247, Issue 2 (section 5.4)	Maximum peak conducted power	ANSI C63.10-2013	PASS	
FCC § 15.247(e) ISED RSS-247, Issue 2 (section 5.2)	Power spectral density	ANSI C63.10-2013	PASS	
FCC § 15.207 ISED RSS-247, Issue 2 (section 3.1)	AC power line conducted emissions	ANSI C63.10-2013	N/R	Not powered (directly or indirectly) via AC-Mains
FCC § 15.247(d) ISED RSS-247, Issue 2 (section 5.5)	Band edge compliance	ANSI C63.10-2013	PASS	
FCC § 15.247(d) ISED RSS-247, Issue 2 (section 5.5)	Conducted spurious emissions	ANSI C63.10-2013	PASS	
FCC § 15.247(d) FCC § 15.209 ISED RSS-Gen, Issue 5 (section 6.13)	Transmitter radiated spurious emissions	ANSI C63.10-2013	PASS	
ISED RSS-247, Issue 2 (section 3.1)	Receiver radiated spurious emissions	ANSI C63.10-2013	PASS	
Comment:				

Possible Test Case Verdicts	
PASS	Test object does meet the requirements
FAIL	Test object does not meet the requirements
N/T	Required by standard but not tested
N/R	Not required by standard for the test object

3 Test Conditions and Results

3.1 Test Conditions and Results - Occupied bandwidth


3.1.1 Information

Test Information	
Reference	ISED RSS-Gen, Issue 5 (section 6.6)
Measurement Method	ANSI C63.10 6.9.3
Operator	Florian Voigt
Date	2019-11-04

3.1.2 Limits

Limits
None (Informational only)

3.1.3 Setup



3.1.4 Equipment

Test Equipment					
Description	Manufacturer	Model	Identifier	Cal. Date	Cal. Due
Spectrum Analyzer	R&S	FSU 26	EF01407	2019-07	2020-07

3.1.5 Procedure

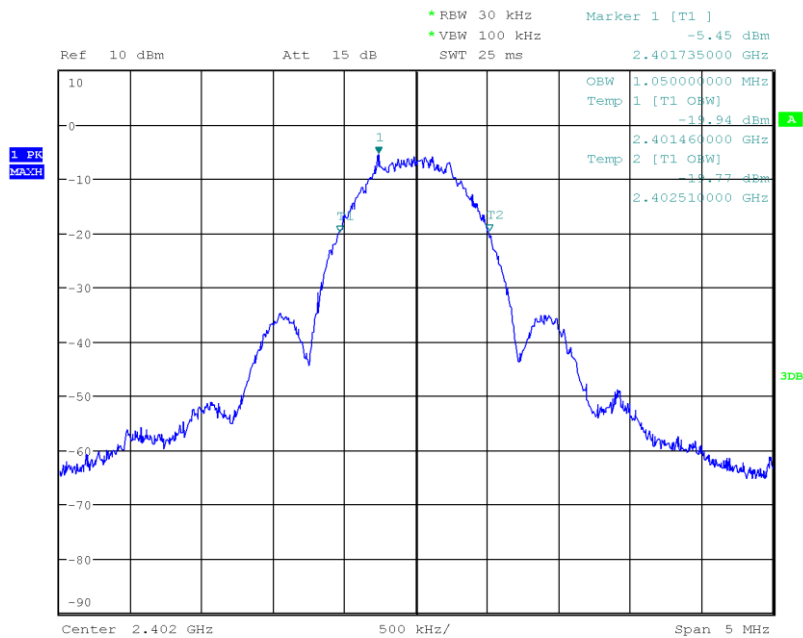
Test Procedure
<ol style="list-style-type: none"> 1. EUT transmitter is activated in test mode under normal conditions 2. The spectrum analyzer is set to peak detection and maximum hold with a span twice the emission spectrum 3. The resolution bandwidth is set to the range of 1 % to 5 % of the occupied bandwidth 4. The occupied bandwidth is measured with the build-in analyzer function

3.1.6 Results

Test Results		
Mode	Frequency [MHz]	Bandwidth [MHz]
GFSK	2402	1.050
GFSK	2440	1.065
GFSK	2480	1.060

Occupied Bandwidth

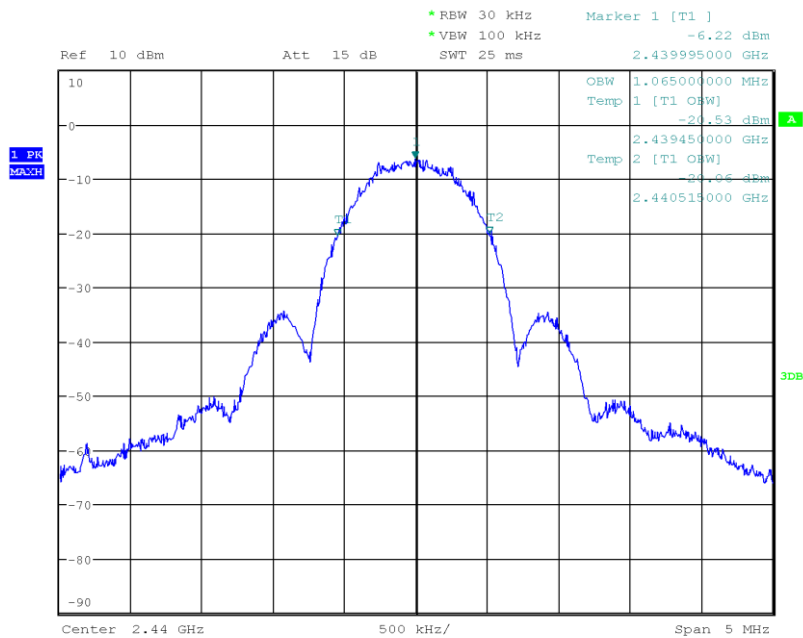
Project Number: G0M-1805-7401
 Applicant: GWA Hygiene GmbH
 Model Description: Hygiene-Monitoring-System
 Model: NosoEx Sensormodul
 Test Sample ID: 26149
 Reference Standards: FCC 15.247, RSS-247
 Reference Method: ANSI C63.10:2013, Section 6.9.3
 Operational Mode: GFSK, Channel: 0, 2402 MHz
 Operating Conditions: Tnom/Vnom
 Operator: Florian Voigt
 Test Site: Eurofins Product Service GmbH
 Test Date: 2019-11-04
 Occupied Bandwidth [MHz]: 1.050



Date: 4.NOV.2019 15:02:43

Occupied Bandwidth

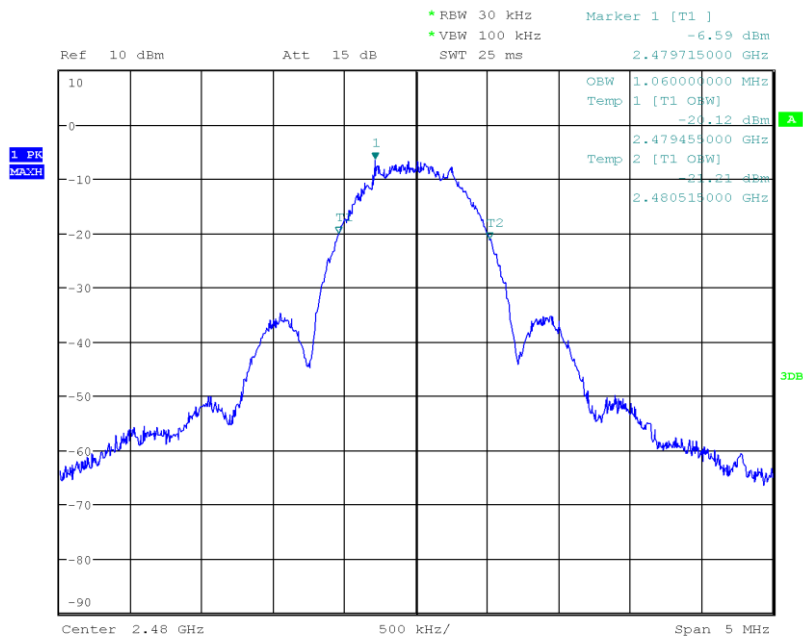
Project Number: G0M-1805-7401
 Applicant: GWA Hygiene GmbH
 Model Description: Hygiene-Monitoring-System
 Model: NosoEx Sensormodul
 Test Sample ID: 26149
 Reference Standards: FCC 15.247, RSS-247
 Reference Method: ANSI C63.10:2013, Section 6.9.3
 Operational Mode: GFSK, Channel: 19, 2440 MHz
 Operating Conditions: Tnom/Vnom
 Operator: Florian Voigt
 Test Site: Eurofins Product Service GmbH
 Test Date: 2019-11-04
 Occupied Bandwidth [MHz]: 1.065



Date: 4.NOV.2019 15:00:33

Occupied Bandwidth

Project Number: G0M-1805-7401
 Applicant: GWA Hygiene GmbH
 Model Description: Hygiene-Monitoring-System
 Model: NosoEx Sensormodul
 Test Sample ID: 26149
 Reference Standards: FCC 15.247, RSS-247
 Reference Method: ANSI C63.10:2013, Section 6.9.3
 Operational Mode: GFSK, Channel: 39, 2480 MHz
 Operating Conditions: Tnom/Vnom
 Operator: Florian Voigt
 Test Site: Eurofins Product Service GmbH
 Test Date: 2019-11-04
 Occupied Bandwidth [MHz]: 1.060



Date: 4.NOV.2019 14:58:35

3.2 Test Conditions and Results - 6 dB bandwidth


3.2.1 Information

Test Information	
Reference	FCC § 15.247(a)(2); ISED RSS-247, Issue 2 (section 5.2)
Measurement Method	ANSI C63.10 11.8
Operator	Florian Voigt
Date	2019-11-04

3.2.2 Limits

Limits
≥ 500kHz

3.2.3 Setup



3.2.4 Equipment

Test Equipment					
Description	Manufacturer	Model	Identifier	Cal. Date	Cal. Due
Spectrum Analyzer	R&S	FSU 26	EF01407	2019-07	2020-07

3.2.5 Procedure

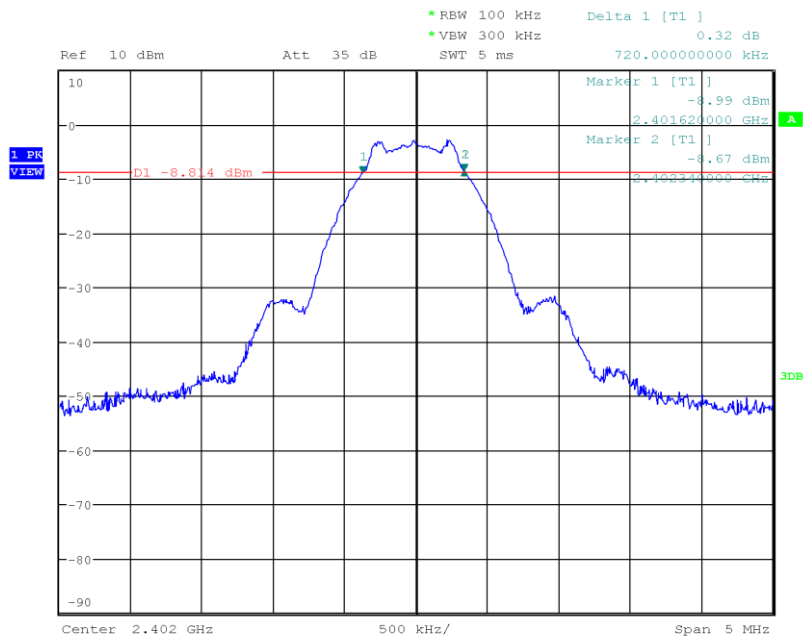
Test Procedure
<ol style="list-style-type: none"> 1. EUT set to test mode 2. Span set to at least twice the emission spectrum 3. Detector set to peak and max hold and RBW is set to 100 kHz 4. Envelope peak value of emission spectrum is selected 5. Marker on envelope of spectrum is set to level of -6 dB to the left of the peak 6. Marker on envelope of spectrum is set to level of -6 dB to the right of the peak 7. 6 dB Bandwidth is determined by marker frequency separation

3.2.6 Results

Test Results				
Mode	Frequency [MHz]	Bandwidth [kHz]	Limit [kHz]	Verdict
GFSK	2402	720	500	PASS
GFSK	2440	725	500	PASS
GFSK	2480	715	500	PASS

DTS (6 dB) Bandwidth

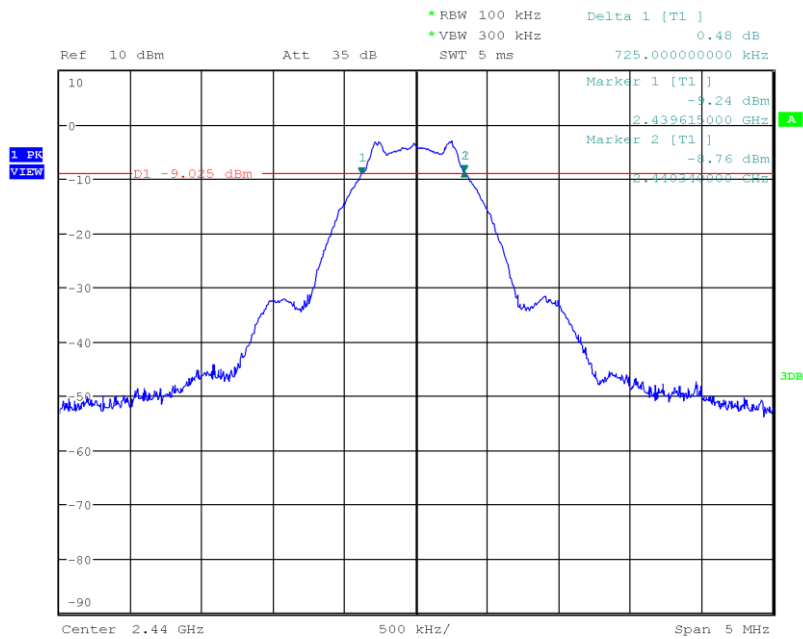
Project Number: G0M-1805-7401
 Applicant: GWA Hygiene GmbH
 Model Description: Hygiene-Monitoring-System
 Model: NosoEx Sensormodul
 Test Sample ID: 26149
 Reference Standards: FCC 15.247, RSS-247
 Reference Method: ANSI C63.10:2013, Section 11.8.1 Option 1
 Operational Mode: GFSK, Channel: 0, 2402 MHz
 Operating Conditions: Tnom/Vnom
 Operator: Florian Voigt
 Test Site: Eurofins Product Service GmbH
 Test Date: 2019-11-04
 Lower Frequency [MHz]: 2401.620
 Upper Frequency [MHz]: 2402.340
 6 dB Bandwidth [kHz]: 720



Date: 4.NOV.2019 14:42:44

DTS (6 dB) Bandwidth

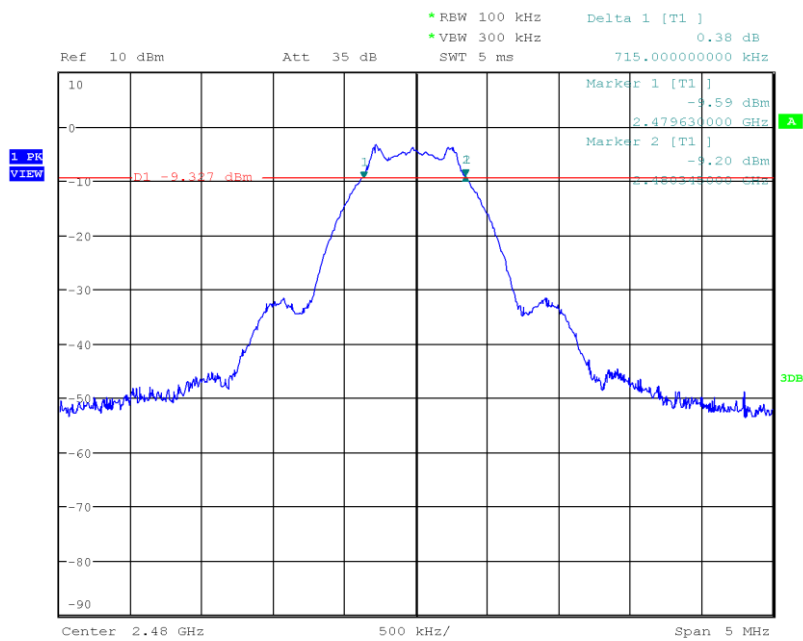
Project Number: G0M-1805-7401
 Applicant: GWA Hygiene GmbH
 Model Description: Hygiene-Monitoring-System
 Model: NosoEx Sensormodul
 Test Sample ID: 26149
 Reference Standards: FCC 15.247, RSS-247
 Reference Method: ANSI C63.10:2013, Section 11.8.1 Option 1
 Operational Mode: GFSK, Channel: 19, 2440 MHz
 Operating Conditions: Tnom/Vnom
 Operator: Florian Voigt
 Test Site: Eurofins Product Service GmbH
 Test Date: 2019-11-04
 Lower Frequency [MHz]: 2439.615
 Upper Frequency [MHz]: 2440.340
 6 dB Bandwidth [kHz]: 725



Date: 4.NOV.2019 14:50:11

DTS (6 dB) Bandwidth

Project Number: G0M-1805-7401
 Applicant: GWA Hygiene GmbH
 Model Description: Hygiene-Monitoring-System
 Model: NosoEx Sensormodul
 Test Sample ID: 26149
 Reference Standards: FCC 15.247, RSS-247
 Reference Method: ANSI C63.10:2013, Section 11.8.1 Option 1
 Operational Mode: GFSK, Channel: 39, 2480 MHz
 Operating Conditions: Tnom/Vnom
 Operator: Florian Voigt
 Test Site: Eurofins Product Service GmbH
 Test Date: 2019-11-04
 Lower Frequency [MHz]: 2479.630
 Upper Frequency [MHz]: 2480.345
 6 dB Bandwidth [kHz]: 715



Date: 4.NOV.2019 14:52:51

3.3 Test Conditions and Results - Maximum peak conducted output power


3.3.1 Information

Test Information	
Reference	FCC § 15.247(b)(1); ISED RSS-247, Issue 2 (section 5.4)
Measurement Method	ANSI C63.10 11.9.1
Operator	Florian Voigt
Date	2019-11-04

3.3.2 Limits

Limits
1 W (30 dBm)
The conducted output power limit specified above is based on the use of antennas with directional gains that do not exceed 6 dBi. If transmitting antennas of directional gain greater than 6 dBi are used, the conducted output power from the intentional radiator shall be reduced below the stated values in the table, as appropriate, by the amount in dB that the directional gain of the antenna exceeds 6 dBi.

3.3.3 Setup



3.3.4 Equipment

Test Equipment					
Description	Manufacturer	Model	Identifier	Cal. Date	Cal. Due
Spectrum Analyzer	R&S	FSU 26	EF01407	2019-07	2020-07

3.3.5 Procedure

Test Procedure
<ol style="list-style-type: none"> 1. EUT set to test mode (Communication tester is used if needed) 2. Analyzer resolution bandwidth is set \geq DTS bandwidth 3. Detector set to peak and max hold 4. Sweep time is set to auto 5. After the trace has stabilized a marker is set to peak of envelope

3.3.6 Results

Test Results				
Channel [MHz]	Power [dBm]	Power [W]	Limit [W]	Verdict
2402	-1.602	0.0007	1.0	PASS
2440	-1.949	0.0006	1.0	PASS
2480	-2.527	0.0006	1.0	PASS

3.4 Test Conditions and Results - Power spectral density


3.4.1 Information

Test Information	
Reference	FCC § 15.247(e); ISED RSS-247, Issue 2 (section 5.2)
Measurement Method	ANSI C63.10 11.10.2, 14.3.2
Operator	Florian Voigt
Date	2019-11-04

3.4.2 Limits

Limits
8 dBm / 3 kHz

3.4.3 Setup



3.4.4 Equipment

Test Equipment					
Description	Manufacturer	Model	Identifier	Cal. Date	Cal. Due
Spectrum Analyzer	R&S	FSU 26	EF01407	2019-07	2020-07

3.4.5 Procedure

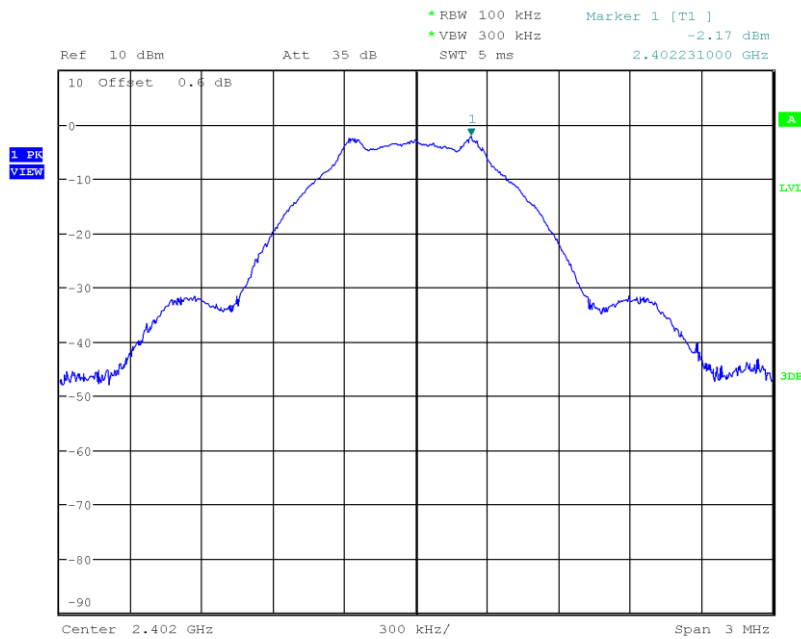
Test Procedure
<ol style="list-style-type: none"> 1. EUT set to test mode 2. The analyzer is set to DTS channel center frequency with a span of 1.5 times the DTS bandwidth 3. The RBW is set to 100 kHz with VBW ≥ RBW and the detector is set to peak with max hold 4. After the trace has stabilized a marker is set to the envelope maximum 5. If the power spectral density is above the limit the RBW is reduced (not lower than 3 kHz) and the measurement is repeated 6. If the EUT has more than one transmit chain the procedure is repeated for each transmit chain

3.4.6 Results

Test Results			
Channel [MHz]	PSD [dBm/RBW]	Limit [dBm/3kHz]	Verdict
2402	-2.17	8.0	PASS
2440	-2.46	8.0	PASS
2480	-3.01	8.0	PASS
RBW = 100 kHz			

Peak Power Spectral Density

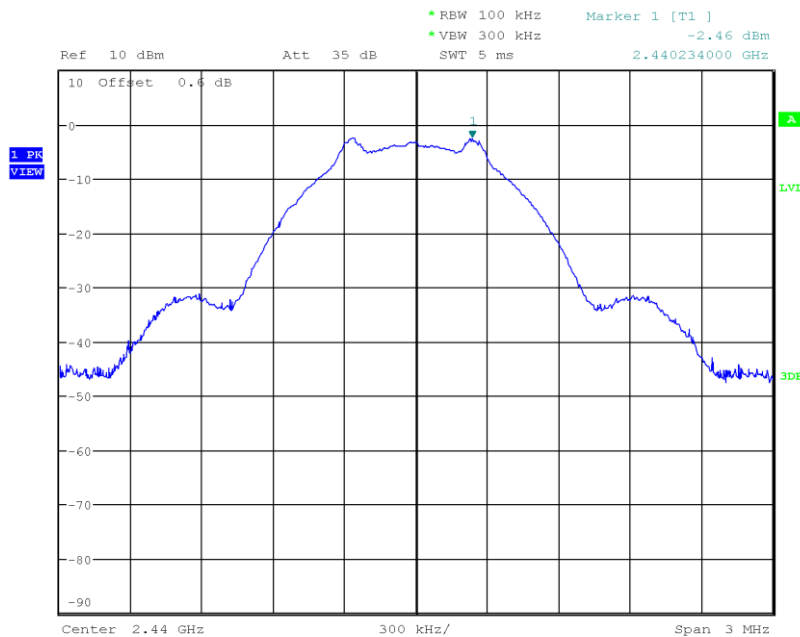
Project Number: G0M-1805-7401
 Applicant: GWA Hygiene GmbH
 Model Description: Hygiene-Monitoring-System
 Model: NosoEx Sensormodul
 Test Sample ID: 26149
 Reference Standards: FCC 15.247, RSS-247
 Reference Method: ANSI C63.10:2013, Section 11.10.2
 Operational Mode: GFSK, Channel: 0, 2402 MHz
 Operating Conditions: Tnom/Vnom
 Operator: Florian Voigt
 Test Site: Eurofins Product Service GmbH
 Test Date: 2019-11-04
 Peak Frequency [MHz]: 2402.231
 Spectral Density [dBm/RBW]: -2.170
 Resolution Bandwidth [kHz]: 100 kHz



Date: 4.NOV.2019 14:17:20

Peak Power Spectral Density

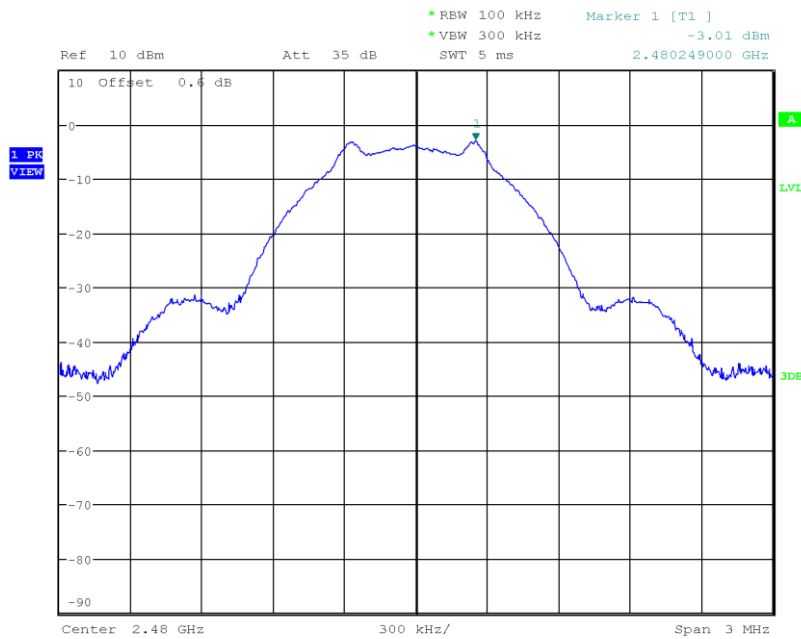
Project Number:	G0M-1805-7401
Applicant:	GWA Hygiene GmbH
Model Description:	Hygiene-Monitoring-System
Model:	NosoEx Sensormodul
Test Sample ID:	26149
Reference Standards:	FCC 15.247, RSS-247
Reference Method:	ANSI C63.10:2013, Section 11.10.2
Operational Mode:	GFSK, Channel: 19, 2440 MHz
Operating Conditions:	Tnom/Vnom
Operator:	Florian Voigt
Test Site:	Eurofins Product Service GmbH
Test Date:	2019-11-04
Peak Frequency [MHz]:	2440.234
Spectral Density [dBm/RBW]:	-2.455
Resolution Bandwidth [kHz]:	100 kHz



Date: 4.NOV.2019 14:20:34

Peak Power Spectral Density

Project Number: G0M-1805-7401
 Applicant: GWA Hygiene GmbH
 Model Description: Hygiene-Monitoring-System
 Model: NosoEx Sensormodul
 Test Sample ID: 26149
 Reference Standards: FCC 15.247, RSS-247
 Reference Method: ANSI C63.10:2013, Section 11.10.2
 Operational Mode: GFSK, Channel: 39, 2480 MHz
 Operating Conditions: Tnom/Vnom
 Operator: Florian Voigt
 Test Site: Eurofins Product Service GmbH
 Test Date: 2019-11-04
 Peak Frequency [MHz]: 2480.249
 Spectral Density [dBm/RBW]: -3.014
 Resolution Bandwidth [kHz]: 100 kHz



Date: 4.NOV.2019 14:22:21

3.5 Test Conditions and Results - Band-edge compliance


3.5.1 Information

Test Information	
Reference	FCC § 15.247(d); ISED RSS-247, Issue 2 (section 5.5)
Measurement Method	ANSI C63.10 11.13
Operator	Florian Voigt
Date	2019-11-04

3.5.2 Limits

Limits	
Power Measurement	Out-of-band attenuation [dB]
Peak	20
RMS	30

3.5.3 Setup



3.5.4 Equipment

Test Equipment					
Description	Manufacturer	Model	Identifier	Cal. Date	Cal. Due
Spectrum Analyzer	R&S	FSU 26	EF01407	2019-07	2020-07

3.5.5 Procedure

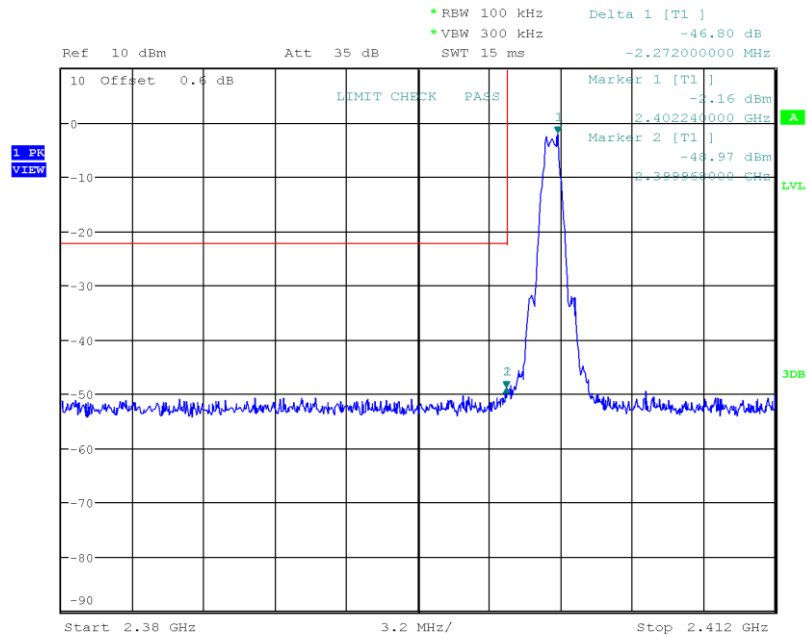
Test Procedure
<ol style="list-style-type: none"> 1. EUT set to test mode (Communication tester is used if needed) 2. Span set around lower band edge and detector is set to peak and max hold 3. Resolution bandwidth is set to 100 kHz 4. Markers are set to peak emission levels within frequency band and outside frequency band 5. Band edge attenuation is determined from level difference

3.5.6 Results

Test Results				
Mode	Channel [MHz]	Out-of-band Attenuation [dB]	Limit [dB]	Verdict
GFSK	2402	-46.80	-20	PASS
GFSK	2480	-46.72	-20	PASS

Emissions in nonrestricted frequency bands at the Band-edge

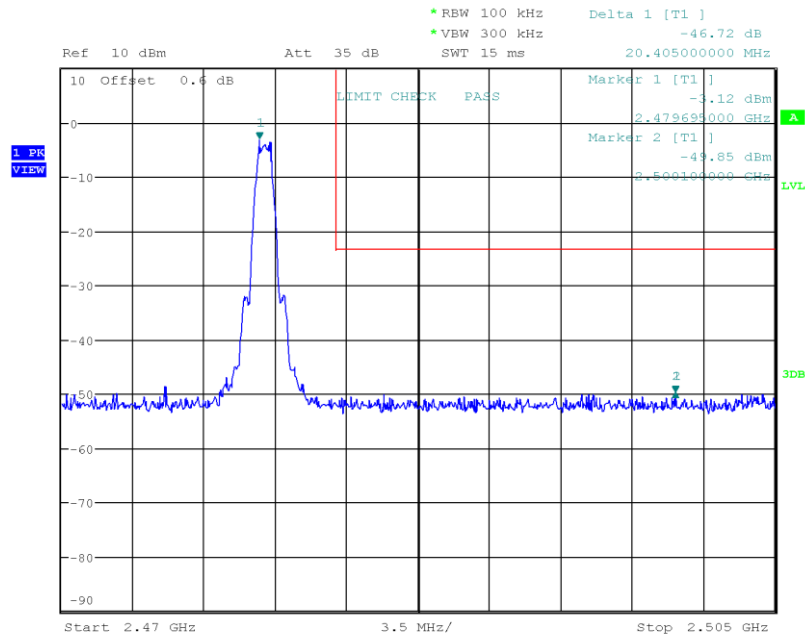
Project Number: G0M-1805-7401
 Applicant: GWA Hygiene GmbH
 Model Description: Hygiene-Monitoring-System
 Model: NosoEx Sensormodul
 Test Sample ID: 26149
 Reference Standards: FCC 15.247, RSS-247
 Reference Method: ANSI C63.10:2013, Section 7.8.6, 6.10.4
 Operating Conditions: Tnom/Vnom
 Operator: Florian Voigt
 Test Site: Eurofins Product Service GmbH
 Test Date: 2019-11-04
 Band-edge: Lower
 In-band Frequency [MHz]: 2402.24
 Max. in-band Level [dBm/100 kHz]: -2.164
 Out-of-band Frequency [MHz]: 2399.968
 Max. out-of-band Level [dBm/100 kHz]: -48.967
 Attenuation [dB]: -46.8



Date: 4.NOV.2019 14:07:37

Emissions in nonrestricted frequency bands at the Band-edge

Project Number: G0M-1805-7401
 Applicant: GWA Hygiene GmbH
 Model Description: Hygiene-Monitoring-System
 Model: NosoEx Sensormodul
 Test Sample ID: 26149
 Reference Standards: FCC 15.247, RSS-247
 Reference Method: ANSI C63.10:2013, Section 7.8.6, 6.10.4
 Operating Conditions: Tnom/Vnom
 Operator: Florian Voigt
 Test Site: Eurofins Product Service GmbH
 Test Date: 2019-11-04
 Band-edge: Upper
 In-band Frequency [MHz]: 2479.695
 Max. in-band Level [dBm/100 kHz]: -3.124
 Out-of-band Frequency [MHz]: 2500.1
 Max. out-of-band Level [dBm/100 kHz]: -49.846
 Attenuation [dB]: -46.72



Date: 4.NOV.2019 14:05:20

3.6 Test Conditions and Results - Conducted spurious emissions


3.6.1 Information

Test Information	
Reference	FCC § 15.247(d); ISED RSS-247, Issue 2 (section 5.5)
Measurement Method	ANSI C63.10 11.11
Operator	Florian Voigt
Date	2019-11-04

3.6.2 Limits

Limits	
Power Measurement	Out-of-band attenuation [dB]
Peak	20
RMS	30

3.6.3 Setup



3.6.4 Equipment

Test Equipment					
Description	Manufacturer	Model	Identifier	Cal. Date	Cal. Due
Spectrum Analyzer	R&S	FSU 26	EF01407	2019-07	2020-07

3.6.5 Procedure

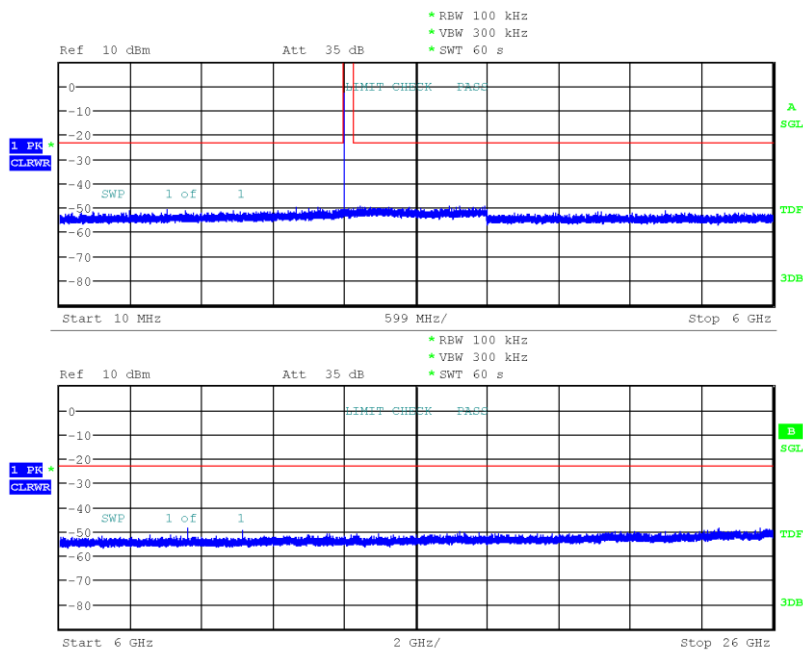
Test Procedure
<ol style="list-style-type: none"> 1. EUT set to test mode (Communication tester is used if needed) 2. Span set around lower band edge and detector is set to peak and max hold 3. Resolution bandwidth is set to 100 kHz 4. Markers are set to peak emission levels within frequency band and outside frequency band 5. Band edge attenuation is determined from level difference

3.6.6 Results

Test Results		
Mode	Channel [MHz]	Verdict
GFSK	2402	PASS
GFSK	2440	PASS
GFSK	2480	PASS

Conducted Spurious Emissions

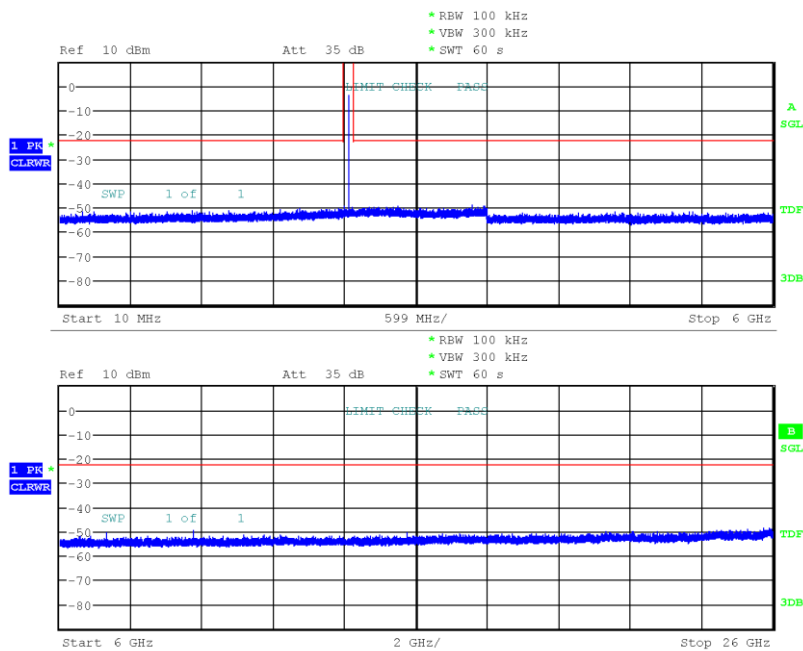
Project Number: G0M-1805-7401
 Applicant: GWA Hygiene GmbH
 Model Description: Hygiene-Monitoring-System
 Model: NosoEx Sensormodul
 Test Sample ID: 26149
 Reference Standards: FCC 15.247, RSS-247
 Reference Method: ANSI C63.10:2013, Section 11.11
 Operational Mode: GFSK, Channel: 0, 2402 MHz
 Operating Conditions: Tnom/Vnom
 Operator: Florian Voigt
 Test Site: Eurofins Product Service GmbH
 Test Date: 2019-11-04
 Max. in-band Frequency [MHz]: 2402.2
 Max. in-band Level [dBm/100 kHz]: -2.8
 Out-of-band Limit [dBm/100 kHz]: -22.8



Date: 4.NOV.2019 13:48:50

Conducted Spurious Emissions

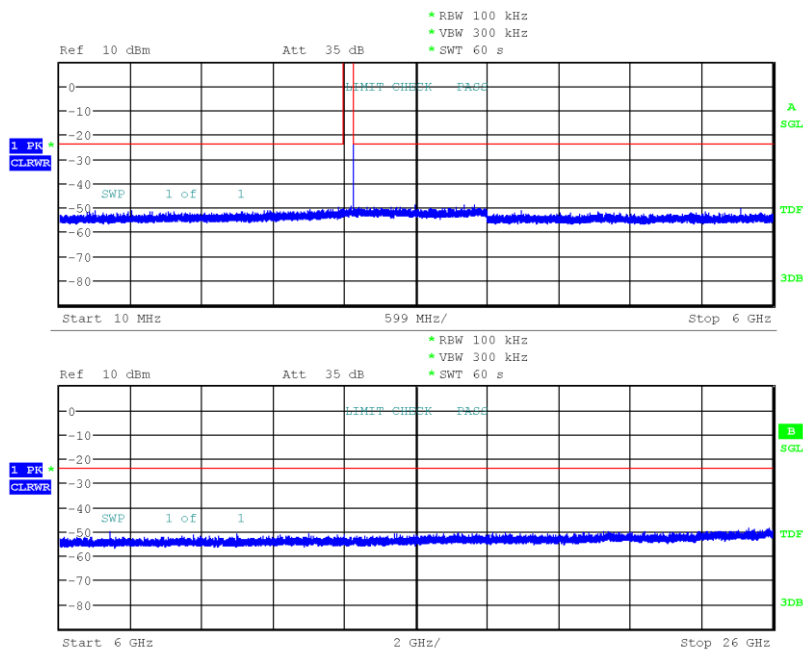
Project Number: G0M-1805-7401
 Applicant: GWA Hygiene GmbH
 Model Description: Hygiene-Monitoring-System
 Model: NosoEx Sensormodul
 Test Sample ID: 26149
 Reference Standards: FCC 15.247, RSS-247
 Reference Method: ANSI C63.10:2013, Section 11.11
 Operational Mode: GFSK, Channel: 19, 2440 MHz
 Operating Conditions: Tnom/Vnom
 Operator: Florian Voigt
 Test Site: Eurofins Product Service GmbH
 Test Date: 2019-11-04
 Max. in-band Frequency [MHz]: 2440.2
 Max. in-band Level [dBm/100 kHz]: -2.7
 Out-of-band Limit [dBm/100 kHz]: -22.7



Date: 4.NOV.2019 13:43:19

Conducted Spurious Emissions

Project Number: G0M-1805-7401
 Applicant: GWA Hygiene GmbH
 Model Description: Hygiene-Monitoring-System
 Model: NosoEx Sensormodul
 Test Sample ID: 26149
 Reference Standards: FCC 15.247, RSS-247
 Reference Method: ANSI C63.10:2013, Section 11.11
 Operational Mode: GFSK, Channel: 39, 2480 MHz
 Operating Conditions: Tnom/Vnom
 Operator: Florian Voigt
 Test Site: Eurofins Product Service GmbH
 Test Date: 2019-11-04
 Max. in-band Frequency [MHz]: 2479.7
 Max. in-band Level [dBm/100 kHz]: -3.4
 Out-of-band Limit [dBm/100 kHz]: -23.4



Date: 4.NOV.2019 13:52:57

3.7 Test Conditions and Results - Transmitter radiated emissions

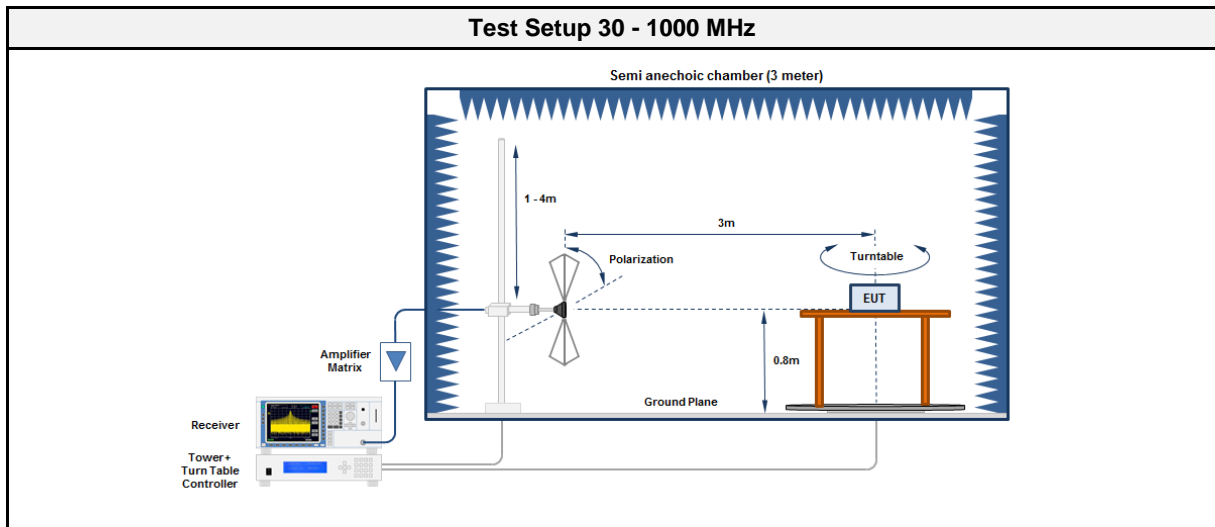
3.7.1 Information

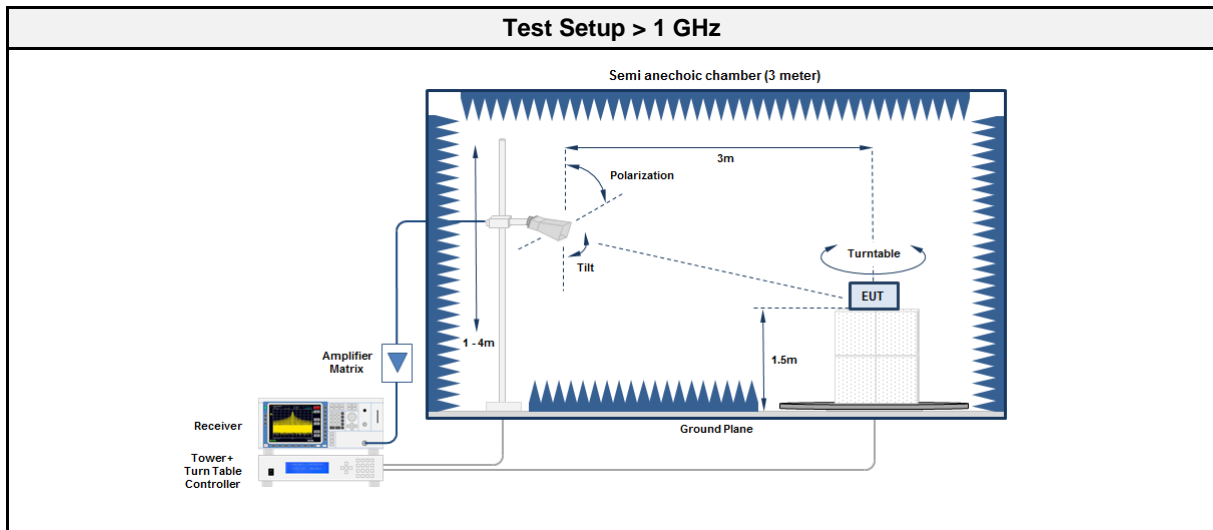
Test Information	
Reference	FCC § 15.247(d); FCC § 15.209; ISED RSS-Gen, Issue 5 (section 6.13)
Measurement Method	ANSI C63.10 6.4, 6.5, 6.6, 11.12
Operator	Florian Voigt
Date	2019-11-05

3.7.2 Limits

Limits			
Frequency [MHz]	Detector	Field strength [$\mu\text{V}/\text{m}$]	Measurement distance [m]
0.009 - 0.09	Average	2400/F[kHz]	300
0.09 - 0.110	Quasi-Peak	2400/F[kHz]	300
0.110 - 0.490	Average	2400/F[kHz]	300
0.490 - 1.705	Quasi-Peak	24000/F[kHz]	30
1.705 - 30.0	Quasi-Peak	30	30
30 - 88	Quasi-Peak	100	3
88 - 216	Quasi-Peak	150	3
216 - 960	Quasi-Peak	200	3
960 - 1000	Quasi-Peak	500	3
>1000	Average	500	3

3.7.3 Setup





3.7.4 Equipment

Test Software			
Description	Manufacturer	Name	Version
EMC Software	DARE Instruments	RadiMation	2016.1.10

Test Equipment 30 - 1000 MHz					
Description	Manufacturer	Model	Identifier	Cal. Date	Cal. Due
Anechoic Chamber	Frankonia	AC1	EF00062	2018-07	2021-07
Spectrum analyzer	R&S	FSU 26	EF01003	2019-07	2020-07
Antenna	R&S	HK 116	EF00030	2019-04	2022-04
Antenna	R&S	HL 223	EF00187	2019-05	2022-05

Test Equipment > 1 GHz					
Description	Manufacturer	Model	Identifier	Cal. Date	Cal. Due
Anechoic Chamber	Frankonia	AC1	EF00062	2018-07	2021-07
Spectrum analyzer	R&S	FSU 26	EF01003	2019-07	2020-07
Antenna	Schwarzbeck	BBHA 9120D	EF01153	2019-10	2020-10
Antenna	Amplifier Research	AT4560	EF00302	2019-05	2020-05

3.7.5 Procedure

Test Procedure 30 - 1000 MHz
<ol style="list-style-type: none"> 1. EUT is placed on a non conducting support at the center of a turn table 0.8 m above the ground 2. EUT set to test mode 3. The receiver is set to peak detection with max hold 4. The EUT is rotated through 360° and the height of the antenna is varied from 1 m to 4 m 5. All significant emissions are measured again using the corresponding final detector

Test Procedure > 1 GHz
<ol style="list-style-type: none"> 1. EUT is placed on a non conducting support at the center of a turn table 1.5 m above the ground 2. EUT set to test mode 3. The receiver is set to peak detection with max hold 4. The EUT is rotated through 360° and the height of the antenna is varied from 1 m to 4 m 5. All significant emissions are measured again using the corresponding final detector

3.7.6 Results

Test Results						
Channel [MHz]	Emission [MHz]	Level [dB μ V/m]	Det.	Pol.	Limit [dB μ V/m]	Margin [dB]
2402	4801	43.14	pk	hor	74.00	-30.86
2402	4801	40.82	pk	ver	74.00	-33.18
2440	4878	45.52	pk	hor	74.00	-28.48
2440	4878	42.18	pk	ver	74.00	-31.82
2440	7321	46.74	pk	hor	74.00	-27.26
2440	7321	45.86	pk	ver	74.00	-28.14
2440	4878	40.95	pk	hor	74.00	-33.05
2440	4878	41.52	pk	ver	74.00	-32.48
2440	7321	46.95	pk	hor	74.00	-27.05
2440	7321	41.91	pk	ver	74.00	-32.09
2480	4960	48.76	pk	hor	74.00	-25.24
2480	4960	44.01	RMS	hor	54.00	-09.99
2480	4962	44.79	pk	ver	74.00	-29.21
2480	7442	46.66	pk	hor	74.00	-27.34
2480	7442	42.92	pk	ver	74.00	-31.08

3.8 Test Conditions and Results - Receiver radiated emissions

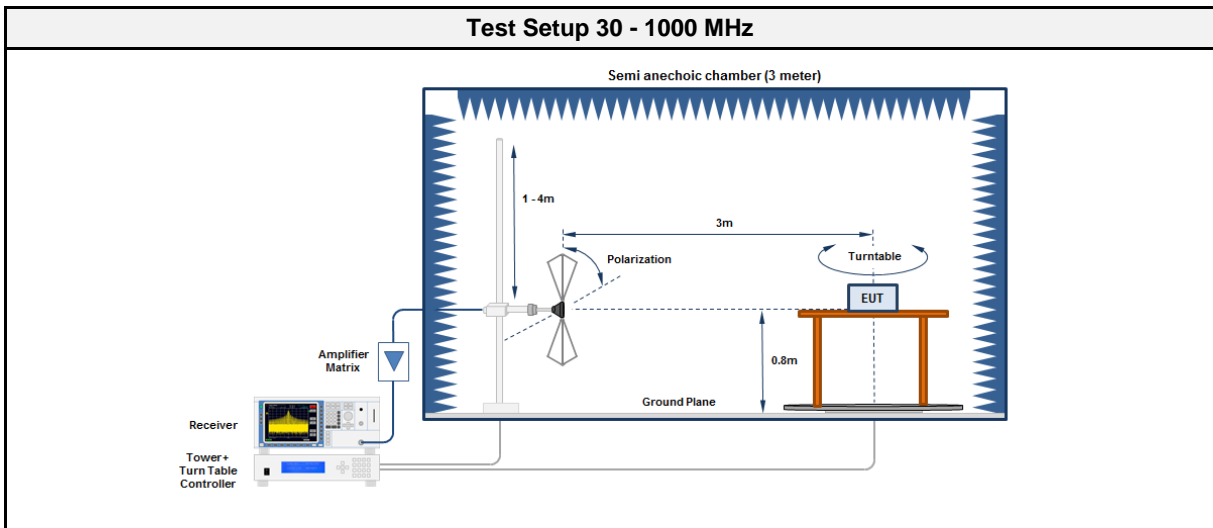
3.8.1 Information

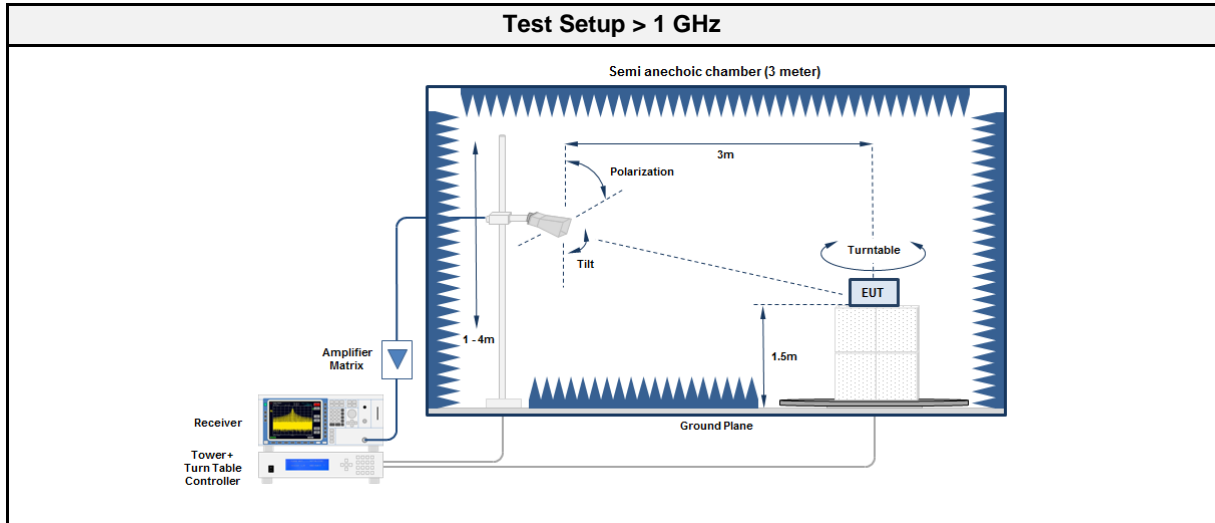
Test Information	
Reference	ISED RSS-247, Issue 2 (section 3.1)
Measurement Method	ANSI C63.10 6.5, 6.6, 11.12
Operator	Florian Voigt
Date	2019-11-05

3.8.2 Limits

Limits			
Frequency [MHz]	Detector	Field strength [dB μ V/m]	Measurement distance [m]
30 - 88	Quasi-Peak	100	3
88 - 216	Quasi-Peak	150	3
216 - 960	Quasi-Peak	200	3
960 - 1000	Quasi-Peak	500	3
>1000	Average	500	3

3.8.3 Setup





3.8.4 Equipment

Test Software			
Description	Manufacturer	Name	Version
EMC Software	DARE Instruments	RadiMation	2016.1.10

Test Equipment 30 - 1000 MHz					
Description	Manufacturer	Model	Identifier	Cal. Date	Cal. Due
Anechoic Chamber	Frankonia	AC1	EF00062	2018-07	2021-07
Spectrum analyzer	R&S	FSU 26	EF01003	2019-07	2020-07
Antenna	R&S	HK 116	EF00030	2019-04	2022-04
Antenna	R&S	HL 223	EF00187	2019-05	2022-05

Test Equipment > 1 GHz					
Description	Manufacturer	Model	Identifier	Cal. Date	Cal. Due
Anechoic Chamber	Frankonia	AC1	EF00062	2018-07	2021-07
Spectrum analyzer	R&S	FSU 26	EF01003	2019-07	2020-07
Antenna	Schwarzbeck	BBHA 9120D	EF01153	2019-10	2020-10

3.8.5 Procedure

Test Procedure 30 - 1000 MHz
<ol style="list-style-type: none"> EUT is placed on a non conducting support at the center of a turn table 0.8 m above the ground EUT set to test mode The receiver is set to peak detection with max hold The EUT is rotated through 360° and the height of the antenna is varied from 1 m to 4 m All significant emissions are measured again using the corresponding final detector

Test Procedure > 1 GHz
<ol style="list-style-type: none"> EUT is placed on a non conducting support at the center of a turn table 1.5 m above the ground EUT set to test mode The receiver is set to peak detection with max hold The EUT is rotated through 360° and the height of the antenna is varied from 1 m to 4 m All significant emissions are measured again using the corresponding final detector

3.8.6 Results

Test Results						
Channel [MHz]	Emission [MHz]	Level [dBµV/m]	Det.	Pol.	Limit [dBµV/m]	Margin [dB]
2440	448.718	20.01	pk	hor	46.00	-25.99
2440	1923	29.90	pk	hor	53.98	-24.08
2440	4878	39.19	pk	ver	53.98	-14.79
2440	4878	38.22	pk	hor	53.98	-15.76

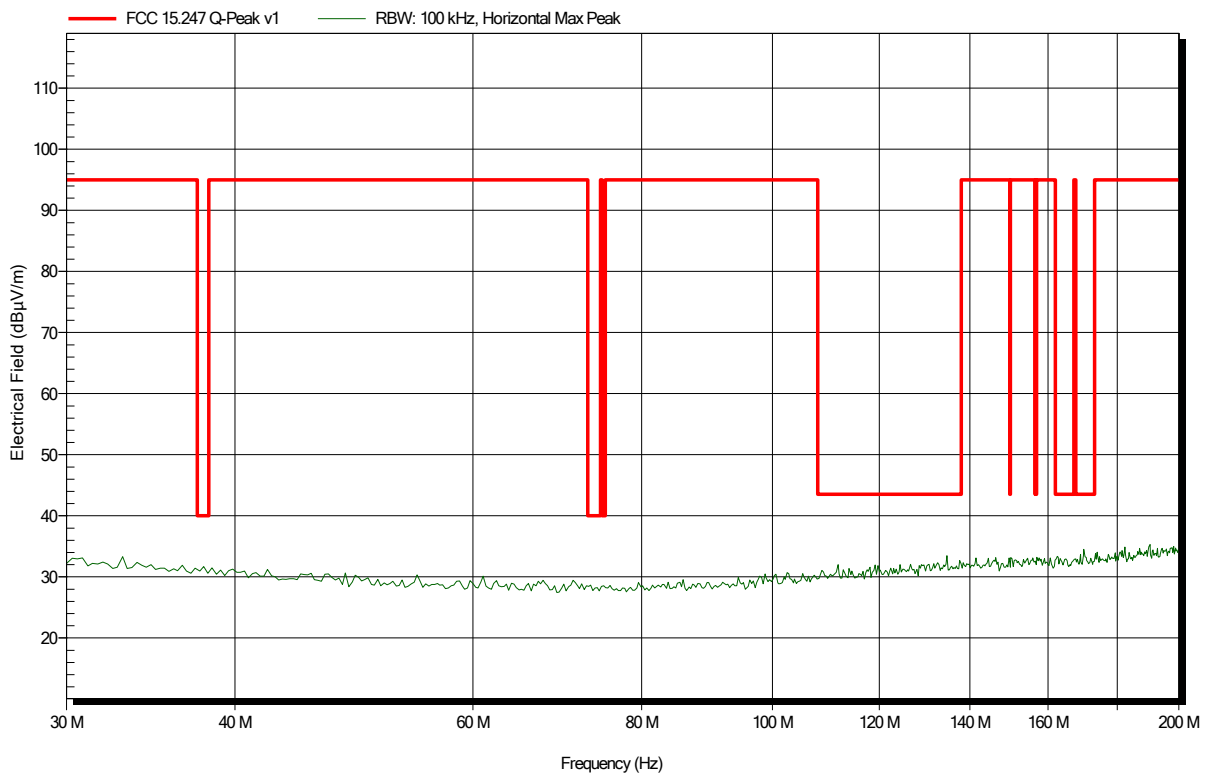
ANNEX A Transmitter spurious emissions

Spurious emissions according to FCC 47 e-CFR §15.247, RSS-247 Issue 2

Project number: G0M-1805-7401

Applicant: GWA Hygiene GmbH
 EUT Name: Hygiene-Monitoring-System
 Model: NosoEx Sensormodul
 Test Site: Eurofins Product Service GmbH
 Operator: Florian Voigt
 Test Conditions: Tnom: 22.1°C, Vnom: 3.0 VDC
 Antenna: Rohde & Schwarz HK 116, Horizontal
 Measurement distance: 3 m
 Mode: TX; 2402MHz, GFSK, 1MBit, EUT ver
 Test Date: 2019-11-05
 Note:

Index 36

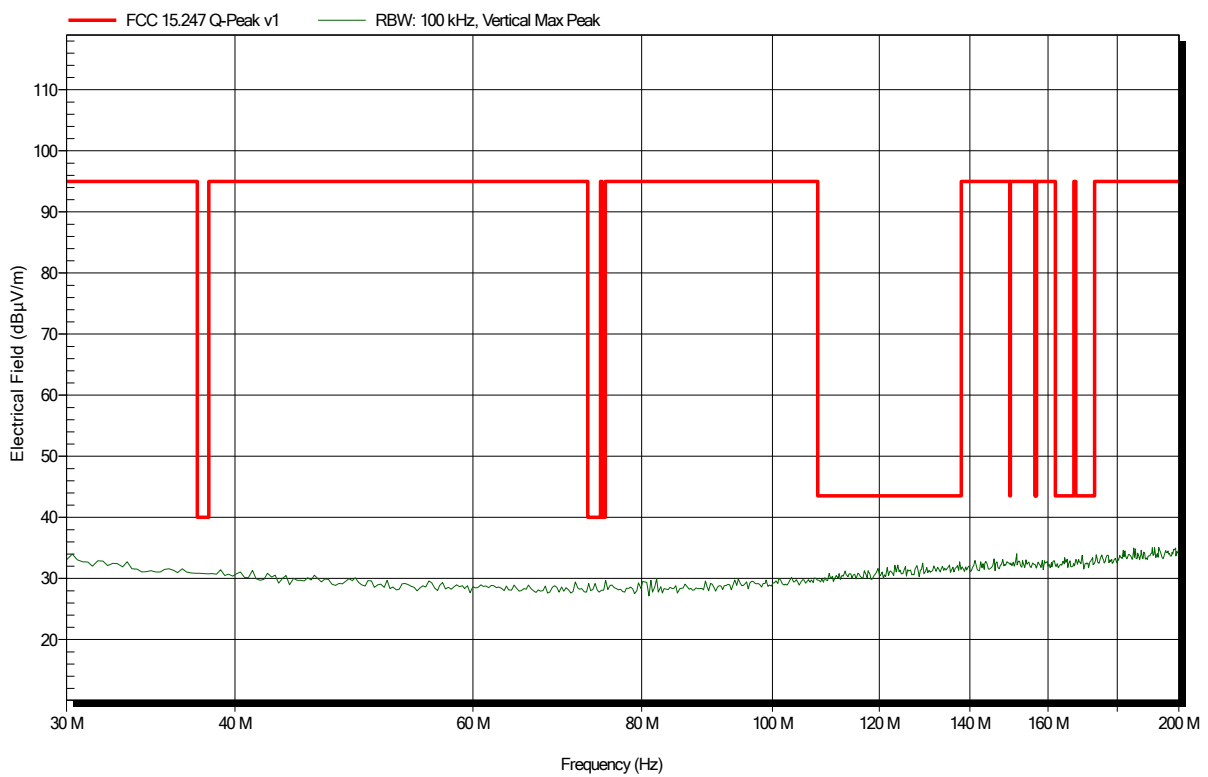


Spurious emissions according to FCC 47 e-CFR §15.247, RSS-247 Issue 2

Project number: G0M-1805-7401

Applicant: GWA Hygiene GmbH
 EUT Name: Hygiene-Monitoring-System
 Model: NosoEx Sensormodul
 Test Site: Eurofins Product Service GmbH
 Operator: Florian Voigt
 Test Conditions: Tnom: 22.1°C, Vnom: 3.0 VDC
 Antenna: Rohde & Schwarz HK 116, Vertical
 Measurement distance: 3 m
 Mode: TX; 2402MHz, GFSK, 1MBit, EUT ver
 Test Date: 2019-11-05
 Note:

Index 35

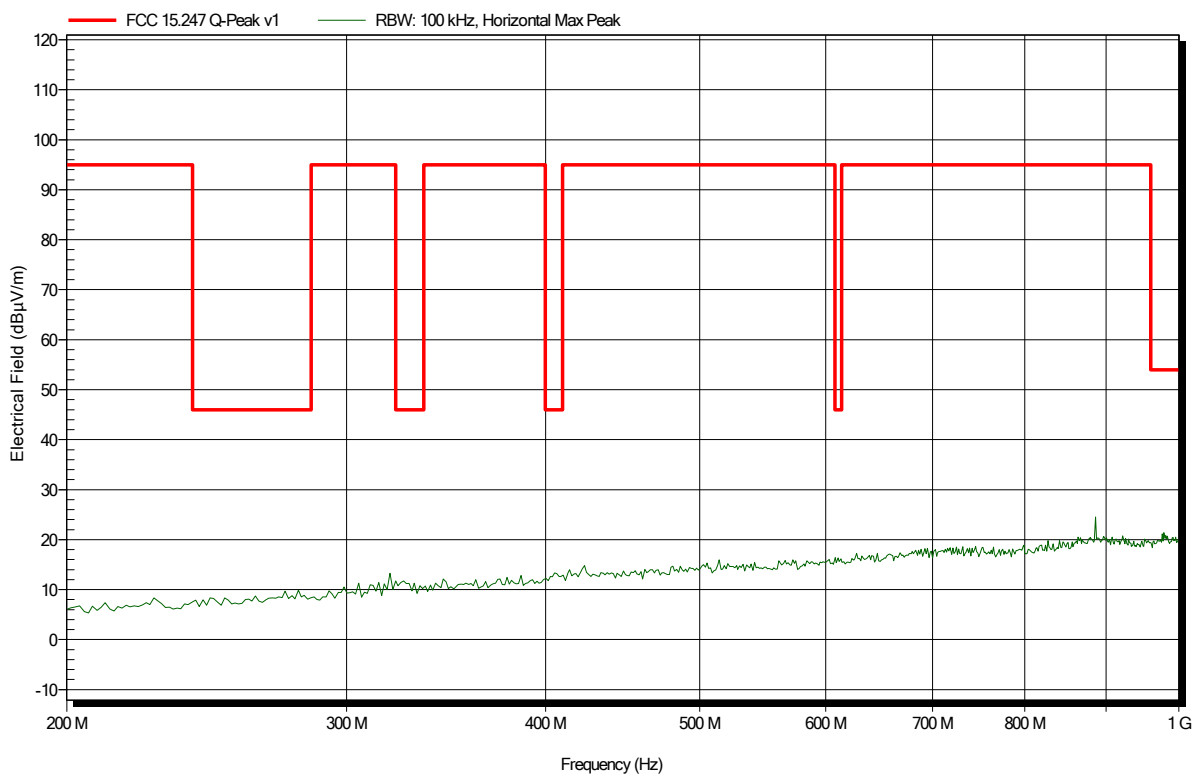


Spurious emissions according to FCC 47 e-CFR §15.247, RSS-247 Issue 2

Project number: G0M-1805-7401

Applicant: GWA Hygiene GmbH
 EUT Name: Hygiene-Monitoring-System
 Model: NosoEx Sensormodul
 Test Site: Eurofins Product Service GmbH
 Operator: Florian Voigt
 Test Conditions: Tnom: 22.1°C, Vnom: 3.0 VDC
 Antenna: Rohde & Schwarz HL 223, Horizontal
 Measurement distance: 3 m
 Mode: TX; 2402MHz, GFSK, 1MBit, EUT ver
 Test Date: 2019-11-05
 Note:

Index 33

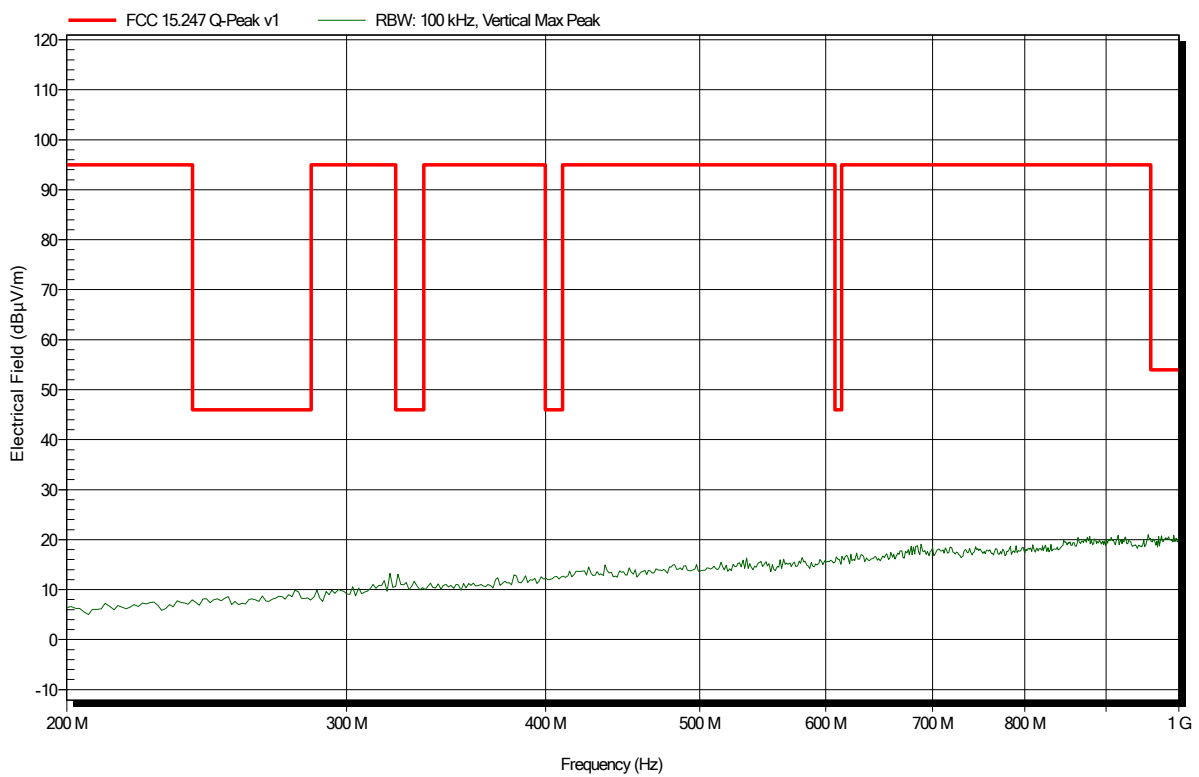


Spurious emissions according to FCC 47 e-CFR §15.247, RSS-247 Issue 2

Project number: G0M-1805-7401

Applicant: GWA Hygiene GmbH
 EUT Name: Hygiene-Monitoring-System
 Model: NosoEx Sensormodul
 Test Site: Eurofins Product Service GmbH
 Operator: Florian Voigt
 Test Conditions: Tnom: 22.1°C, Vnom: 3.0 VDC
 Antenna: Rohde & Schwarz HL 223, Vertical
 Measurement distance: 3 m
 Mode: TX; 2402MHz, GFSK, 1MBit, EUT ver
 Test Date: 2019-11-05
 Note:

Index 32

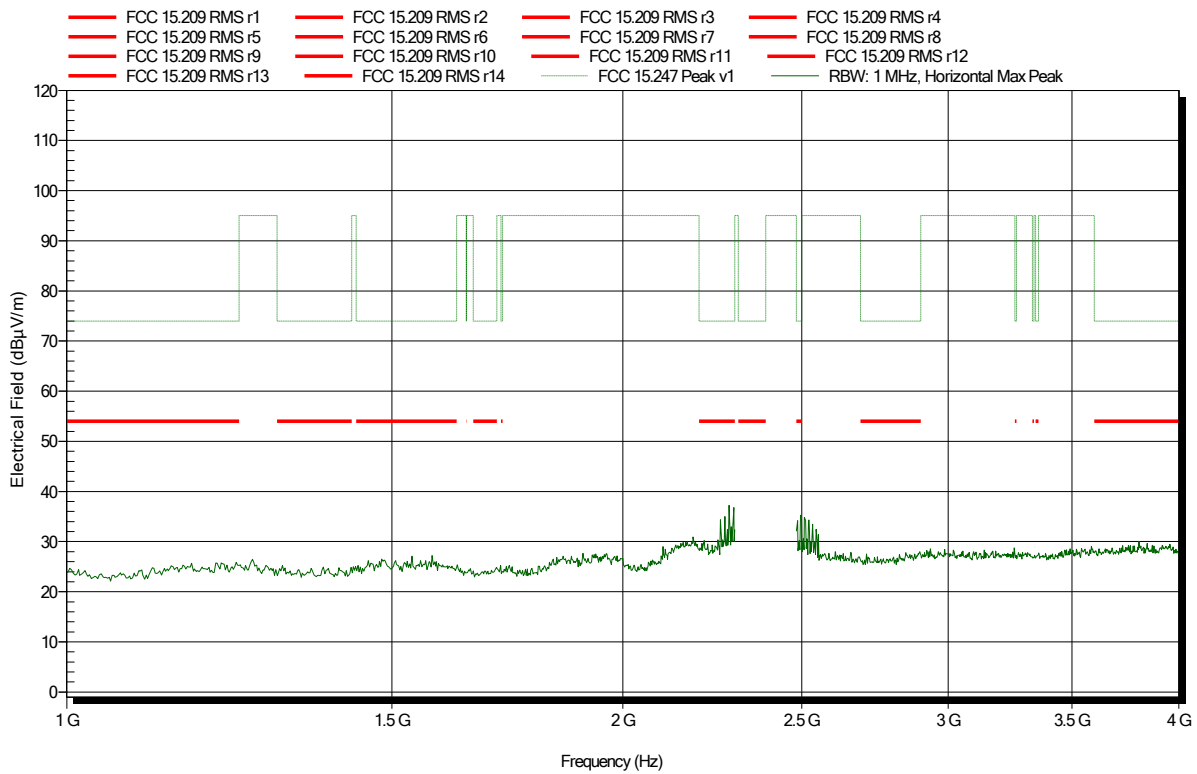


Spurious emissions according to FCC 47 e-CFR §15.247, RSS-247 Issue 2

Project number: G0M-1805-7401

Applicant: GWA Hygiene GmbH
 EUT Name: Hygiene-Monitoring-System
 Model: NosoEx Sensormodul
 Test Site: Eurofins Product Service GmbH
 Operator: Florian Voigt
 Test Conditions: Tnom: 22.1°C, Vnom: 3.0 VDC
 Antenna: Schwarzbeck BBHA 9120D, Horizontal
 Measurement distance: 1 m converted to 3m
 Mode: TX; 2402MHz, GFSK, 1MBit, EUT ver
 Test Date: 2019-11-05
 Note:

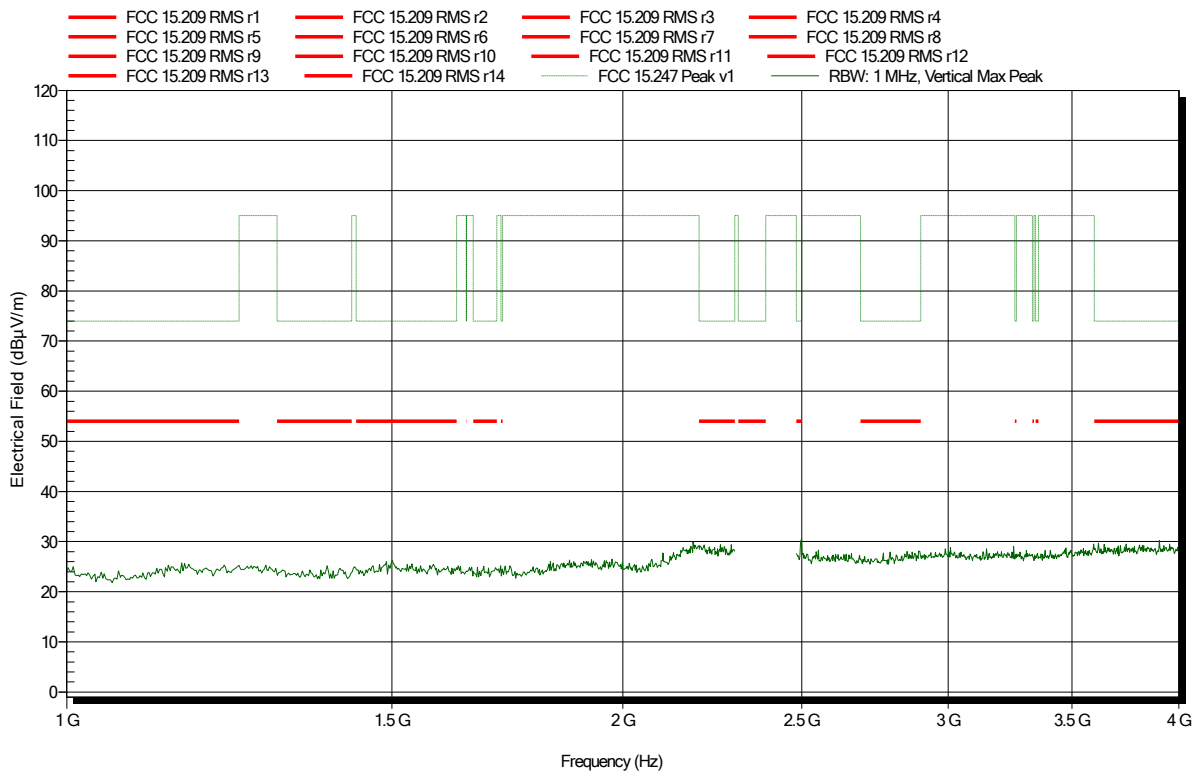
Index 25



Spurious emissions according to FCC 47 e-CFR §15.247, RSS-247 Issue 2

Project number: G0M-1805-7401
 Applicant: GWA Hygiene GmbH
 EUT Name: Hygiene-Monitoring-System
 Model: NosoEx Sensormodul
 Test Site: Eurofins Product Service GmbH
 Operator: Florian Voigt
 Test Conditions: Tnom: 22.1°C, Vnom: 3.0 VDC
 Antenna: Schwarzbeck BBHA 9120D, Vertical
 Measurement distance: 1 m converted to 3m
 Mode: TX; 2402MHz, GFSK, 1MBit, EUT ver
 Test Date: 2019-11-05
 Note:

Index 13

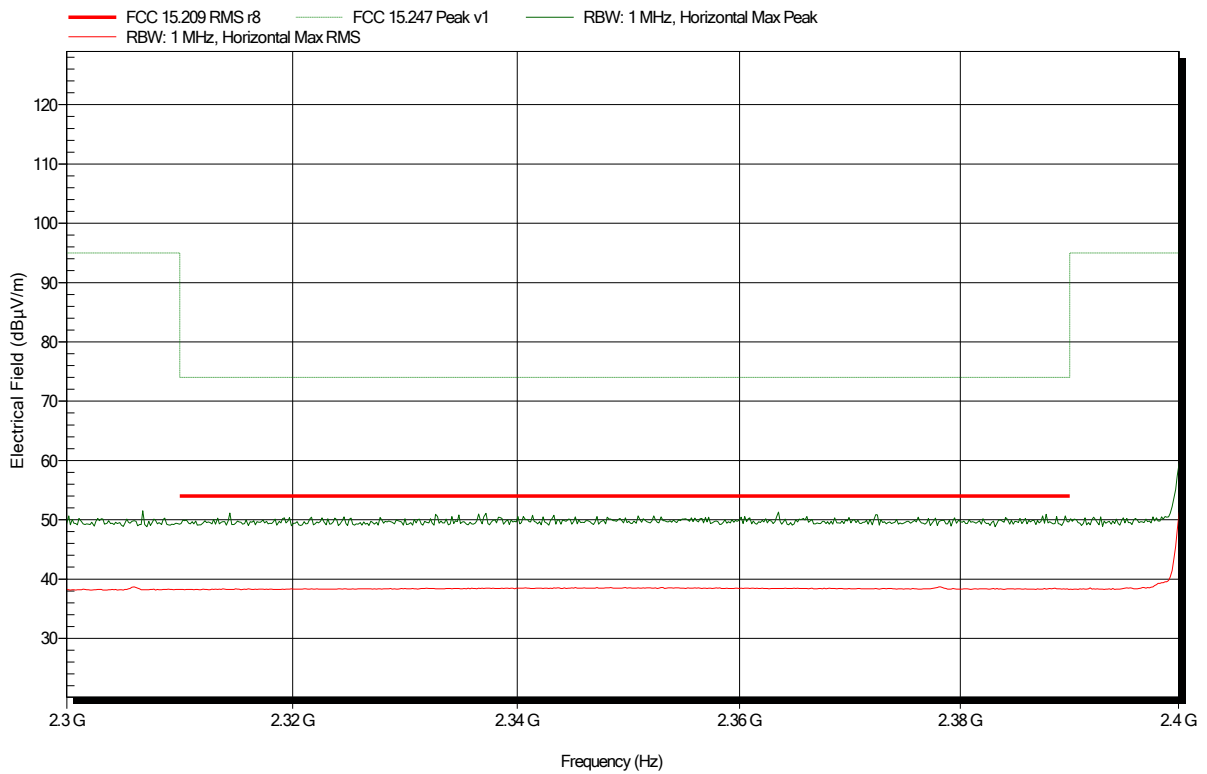


Spurious emissions according to FCC 47 e-CFR §15.247, RSS-247 Issue 2

Project number: G0M-1805-7401

Applicant: GWA Hygiene GmbH
 EUT Name: Hygiene-Monitoring-System
 Model: NosoEx Sensormodul
 Test Site: Eurofins Product Service GmbH
 Operator: Florian Voigt
 Test Conditions: Tnom: 22.1°C, Vnom: 3.0 VDC
 Antenna: Schwarzbeck BBHA 9120D, Horizontal
 Measurement distance: 1 m converted to 3m
 Mode: TX; 2402MHz, GFSK, 1MBit, EUT hor
 Test Date: 2019-11-05
 Note: lower bandedge

Index 2

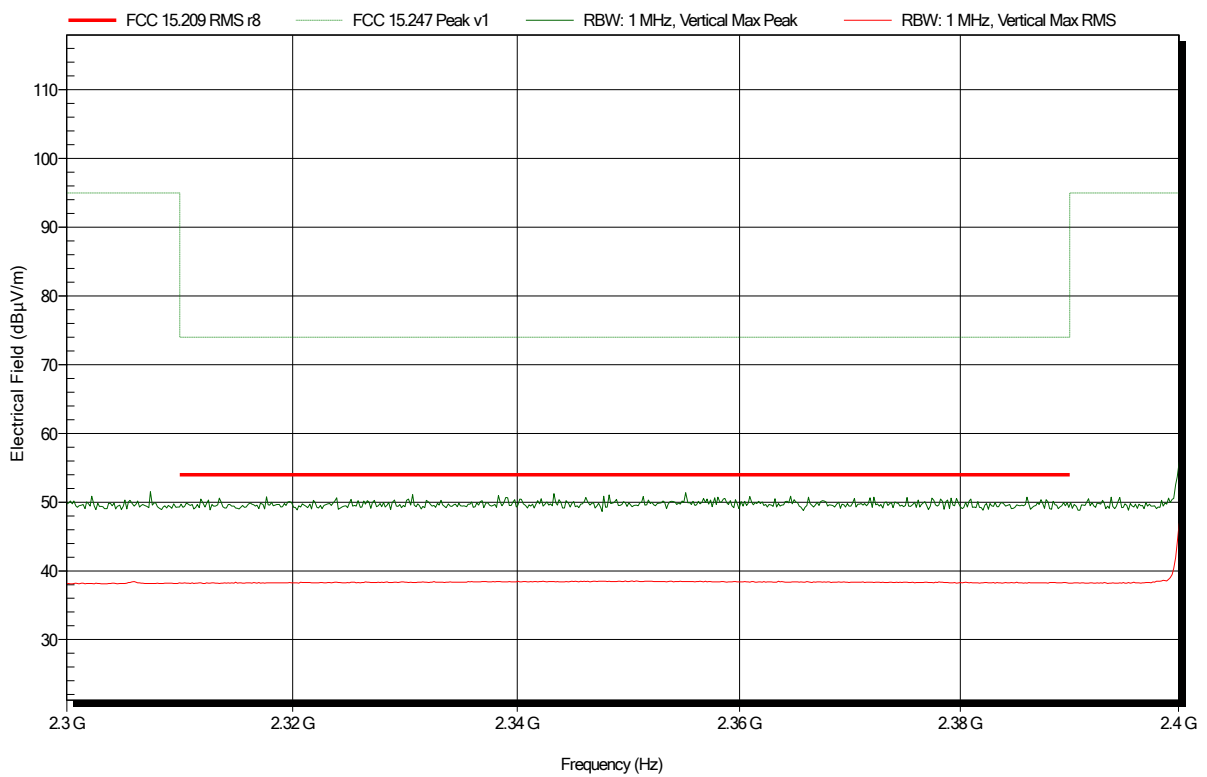


Spurious emissions according to FCC 47 e-CFR §15.247, RSS-247 Issue 2

Project number: G0M-1805-7401

Applicant: GWA Hygiene GmbH
 EUT Name: Hygiene-Monitoring-System
 Model: NosoEx Sensormodul
 Test Site: Eurofins Product Service GmbH
 Operator: Florian Voigt
 Test Conditions: Tnom: 22.1°C, Vnom: 3.0 VDC
 Antenna: Schwarzbeck BBHA 9120D, Vertical
 Measurement distance: 1 m converted to 3m
 Mode: TX; 2402MHz, GFSK, 1MBit, EUT hor
 Test Date: 2019-11-05
 Note: lower bandedge

Index 1

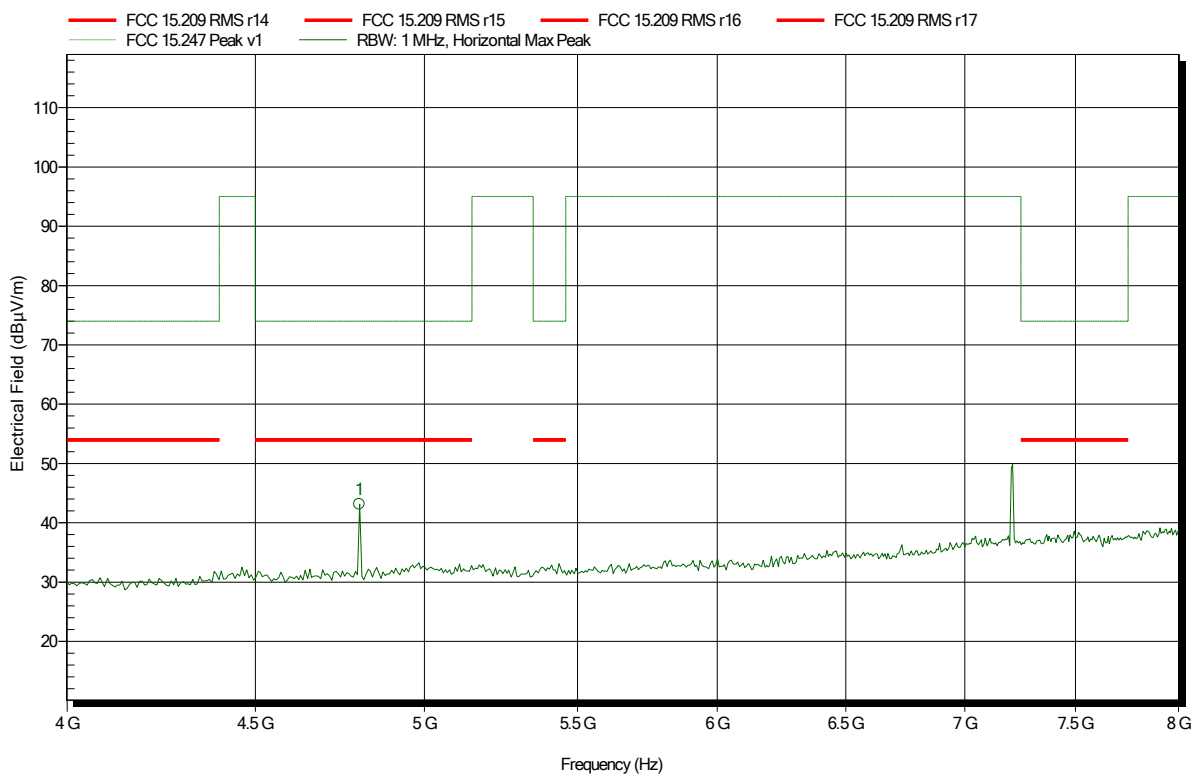


Spurious emissions according to FCC 47 e-CFR §15.247, RSS-247 Issue 2

Project number: G0M-1805-7401

Applicant: GWA Hygiene GmbH
 EUT Name: Hygiene-Monitoring-System
 Model: NosoEx Sensormodul
 Test Site: Eurofins Product Service GmbH
 Operator: Florian Voigt
 Test Conditions: Tnom: 22.1°C, Vnom: 3.0 VDC
 Antenna: Schwarzbeck BBHA 9120D, Horizontal
 Measurement distance: 1 m converted to 3m
 Mode: TX; 2402MHz, GFSK, 1MBit, EUT ver
 Test Date: 2019-11-05
 Note:

Index 17

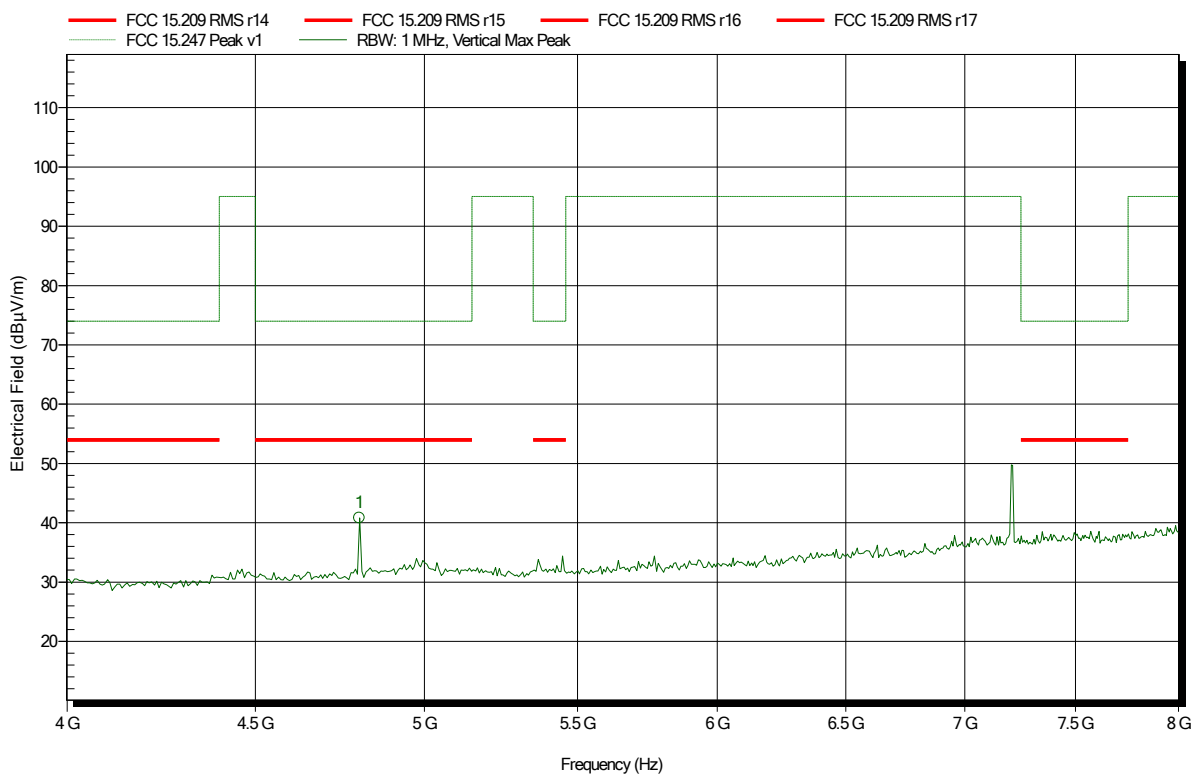


Frequency	Peak	Peak Limit	Peak Difference	Peak Status
4.801 GHz	43.14 dBµV/m	74 dBµV/m	-30.86 dB	Pass

Spurious emissions according to FCC 47 e-CFR §15.247, RSS-247 Issue 2

Project number: G0M-1805-7401
 Applicant: GWA Hygiene GmbH
 EUT Name: Hygiene-Monitoring-System
 Model: NosoEx Sensormodul
 Test Site: Eurofins Product Service GmbH
 Operator: Florian Voigt
 Test Conditions: Tnom: 22.1°C, Vnom: 3.0 VDC
 Antenna: Schwarzbeck BBHA 9120D, Vertical
 Measurement distance: 1 m converted to 3m
 Mode: TX; 2402MHz, GFSK, 1MBit, EUT ver
 Test Date: 2019-11-05
 Note:

Index 14



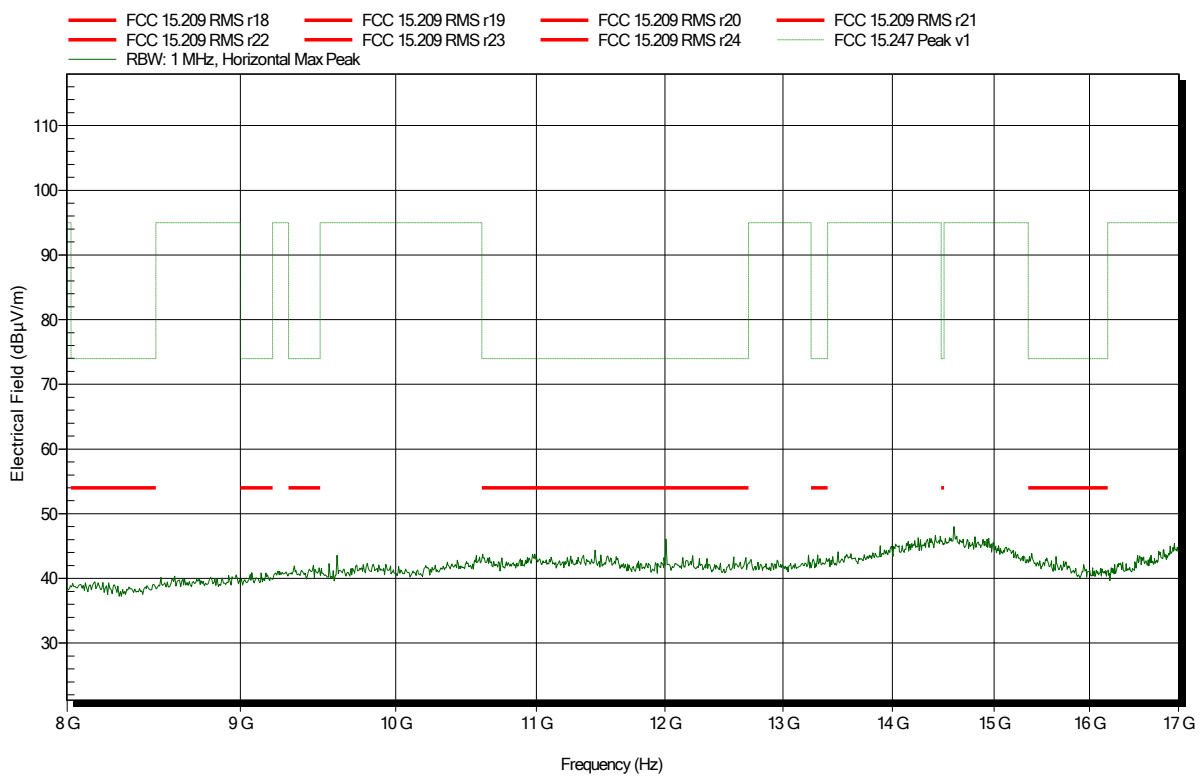
Frequency	Peak	Peak Limit	Peak Difference	Peak Status
4.801 GHz	40.82 dBµV/m	74 dBµV/m	-33.18 dB	Pass

Spurious emissions according to FCC 47 e-CFR §15.247, RSS-247 Issue 2

Project number: G0M-1805-7401

Applicant: GWA Hygiene GmbH
 EUT Name: Hygiene-Monitoring-System
 Model: NosoEx Sensormodul
 Test Site: Eurofins Product Service GmbH
 Operator: Florian Voigt
 Test Conditions: Tnom: 22.1°C, Vnom: 3.0 VDC
 Antenna: Schwarzbeck BBHA 9120D, Horizontal
 Measurement distance: 1 m converted to 3m
 Mode: TX; 2402MHz, GFSK, 1MBit, EUT ver
 Test Date: 2019-11-05
 Note:

Index 18

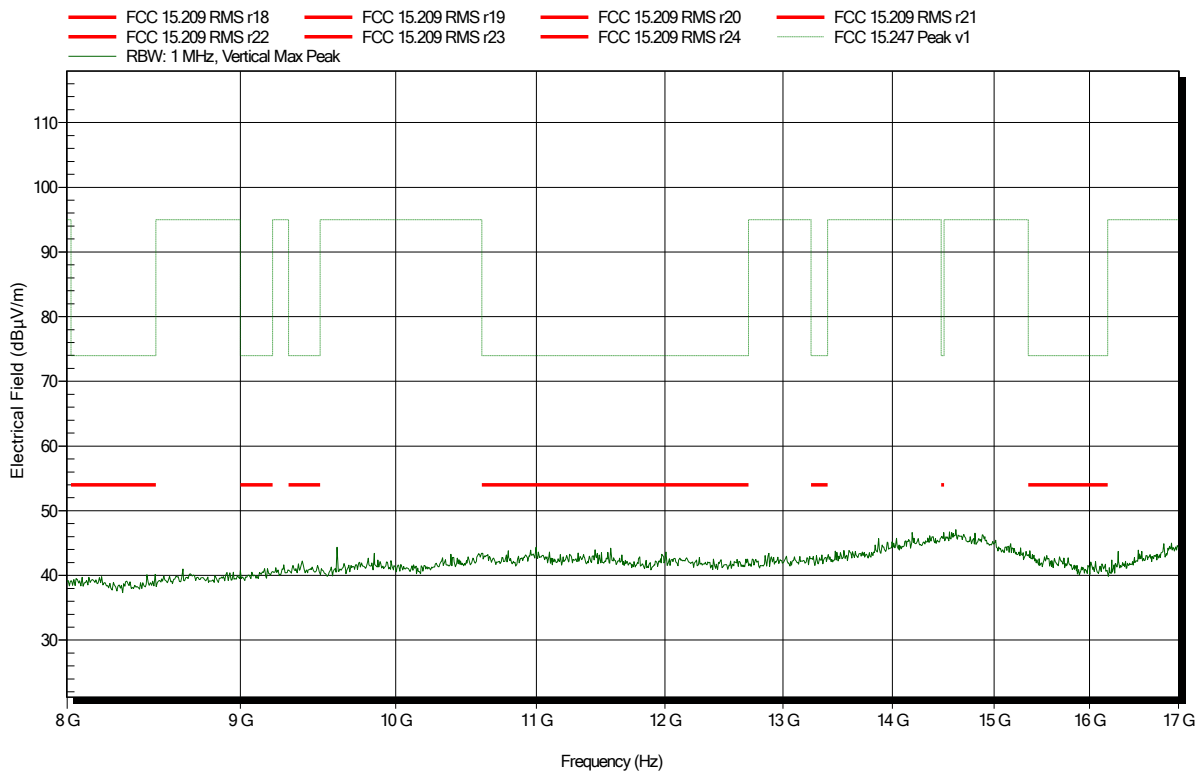


Spurious emissions according to FCC 47 e-CFR §15.247, RSS-247 Issue 2

Project number: G0M-1805-7401

Applicant: GWA Hygiene GmbH
 EUT Name: Hygiene-Monitoring-System
 Model: NosoEx Sensormodul
 Test Site: Eurofins Product Service GmbH
 Operator: Florian Voigt
 Test Conditions: Tnom: 22.1°C, Vnom: 3.0 VDC
 Antenna: Schwarzbeck BBHA 9120D, Vertical
 Measurement distance: 1 m converted to 3m
 Mode: TX; 2402MHz, GFSK, 1MBit, EUT ver
 Test Date: 2019-11-05
 Note:

Index 15



Spurious emissions according to FCC 47 e-CFR §15.247, RSS-247 Issue 2

Project number: G0M-1805-7401

Applicant: GWA Hygiene GmbH
 EUT Name: Hygiene-Monitoring-System
 Model: NosoEx Sensormodul
 Test Site: Eurofins Product Service GmbH
 Operator: Florian Voigt
 Test Conditions: Tnom: 22.1°C, Vnom: 3.0 VDC
 Antenna: Amplifier Research AT4560, Horizontal
 Measurement distance: 1 m converted to 3m
 Mode: TX; 2402MHz, GFSK, 1MBit, EUT ver
 Test Date: 2019-11-05
 Note:

Index 27

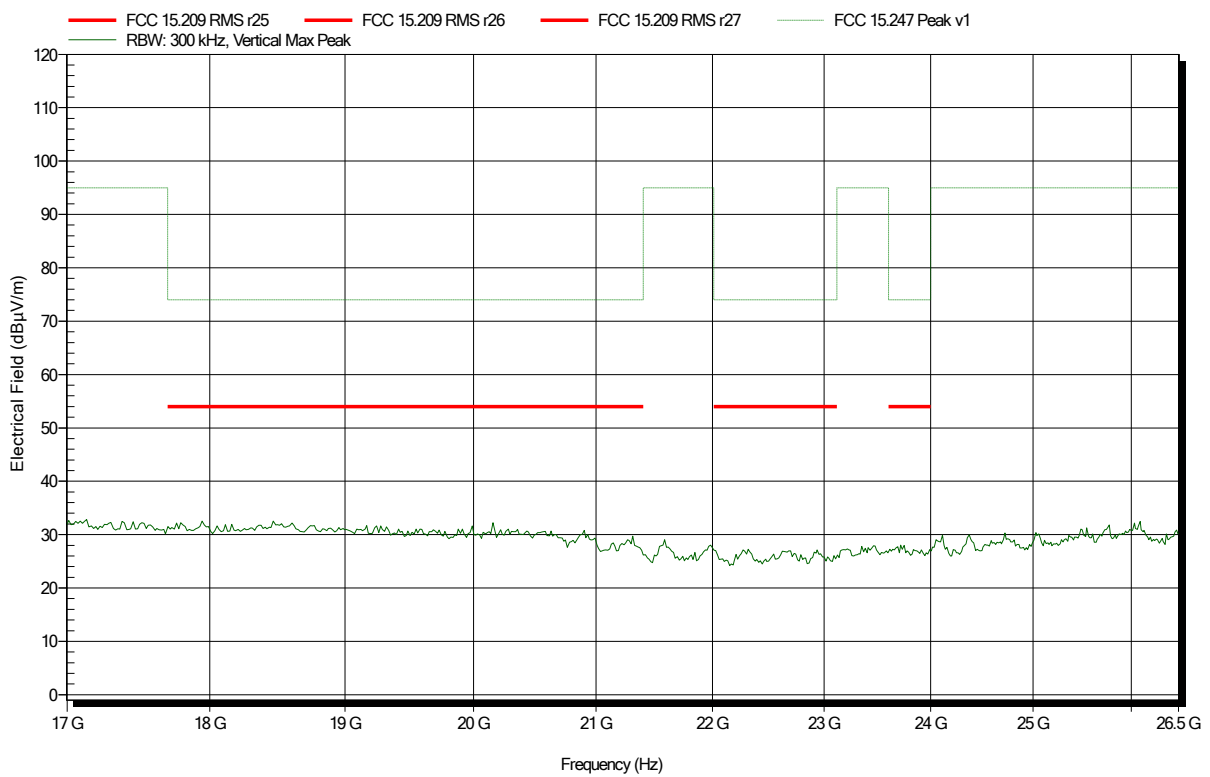


Spurious emissions according to FCC 47 e-CFR §15.247, RSS-247 Issue 2

Project number: G0M-1805-7401

Applicant: GWA Hygiene GmbH
 EUT Name: Hygiene-Monitoring-System
 Model: NosoEx Sensormodul
 Test Site: Eurofins Product Service GmbH
 Operator: Florian Voigt
 Test Conditions: Tnom: 22.1°C, Vnom: 3.0 VDC
 Antenna: Amplifier Research AT4560, Vertical
 Measurement distance: 1 m converted to 3m
 Mode: TX; 2402MHz, GFSK, 1MBit, EUT ver
 Test Date: 2019-11-05
 Note:

Index 26

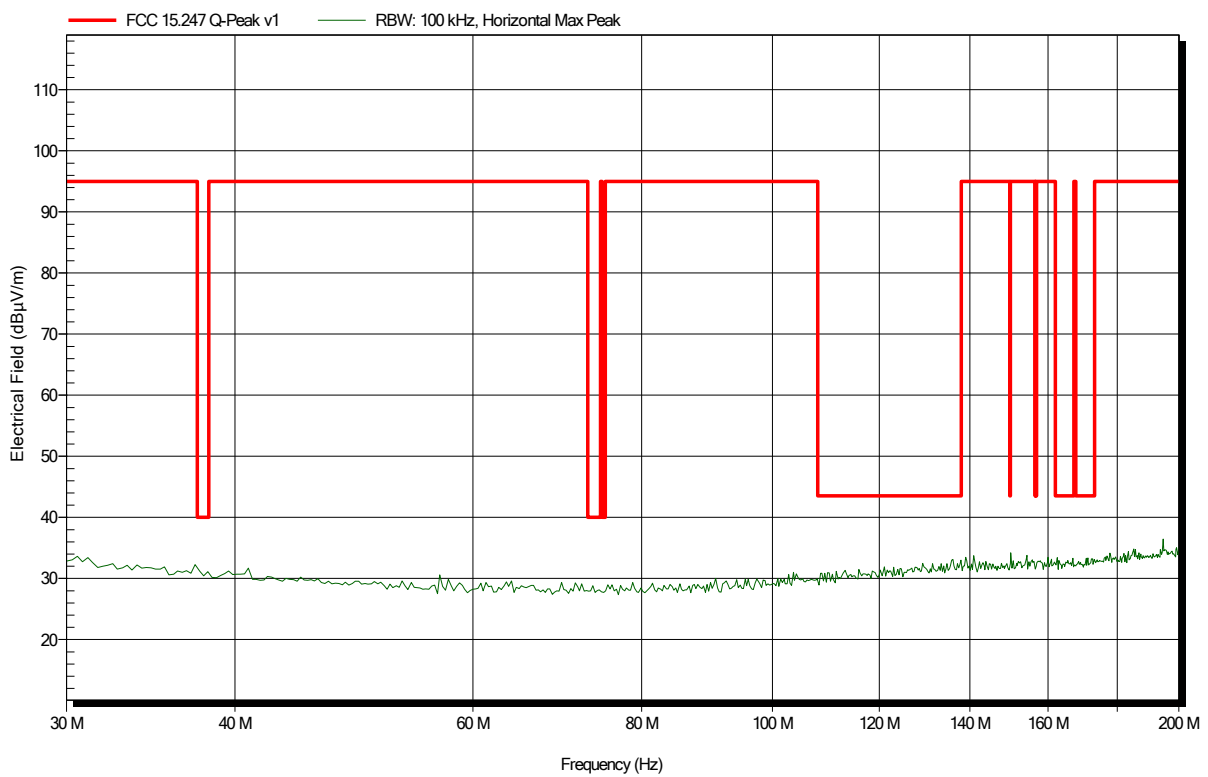


Spurious emissions according to FCC 47 e-CFR §15.247, RSS-247 Issue 2

Project number: G0M-1805-7401

Applicant: GWA Hygiene GmbH
 EUT Name: Hygiene-Monitoring-System
 Model: NosoEx Sensormodul
 Test Site: Eurofins Product Service GmbH
 Operator: Florian Voigt
 Test Conditions: Tnom: 22.1°C, Vnom: 3.0 VDC
 Antenna: Rohde & Schwarz HK 116, Horizontal
 Measurement distance: 3 m
 Mode: TX; 2440MHz, GFSK, 1MBit, EUT ver
 Test Date: 2019-11-05
 Note:

Index 37

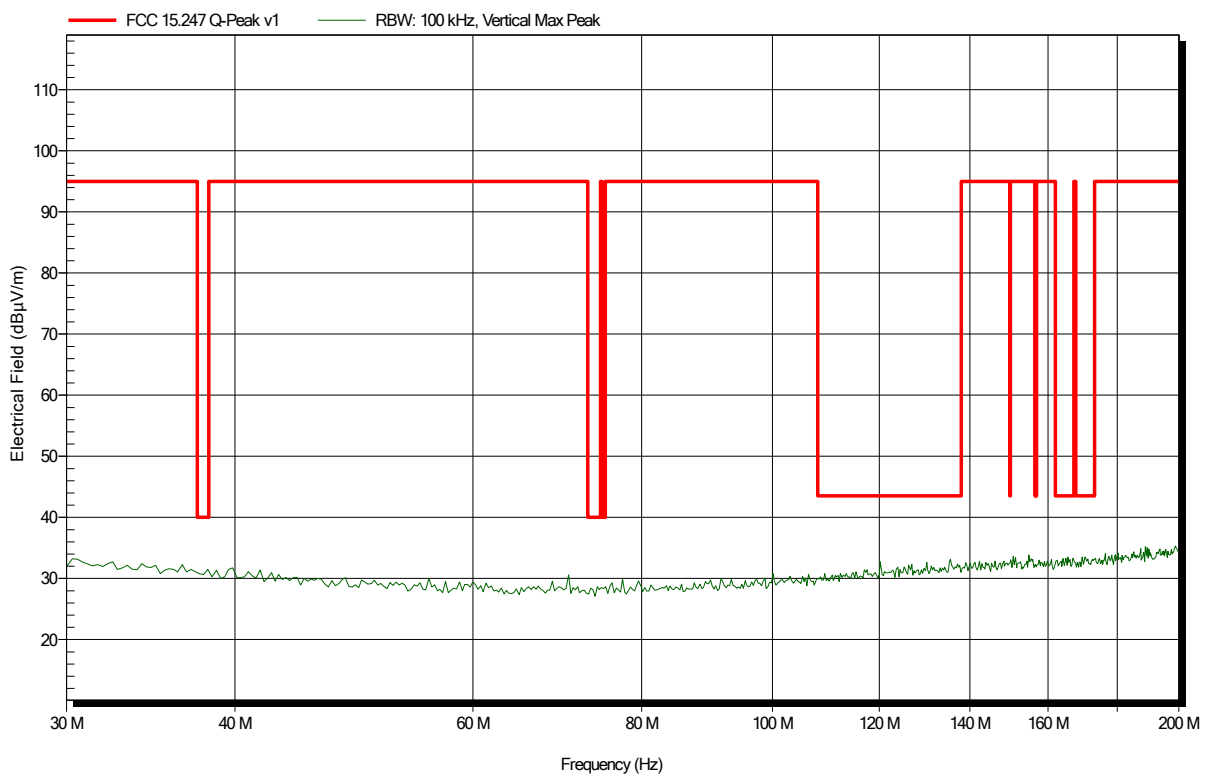


Spurious emissions according to FCC 47 e-CFR §15.247, RSS-247 Issue 2

Project number: G0M-1805-7401

Applicant: GWA Hygiene GmbH
 EUT Name: Hygiene-Monitoring-System
 Model: NosoEx Sensormodul
 Test Site: Eurofins Product Service GmbH
 Operator: Florian Voigt
 Test Conditions: Tnom: 22.1°C, Vnom: 3.0 VDC
 Antenna: Rohde & Schwarz HK 116, Vertical
 Measurement distance: 3 m
 Mode: TX; 2440MHz, GFSK, 1MBit, EUT ver
 Test Date: 2019-11-05
 Note:

Index 38

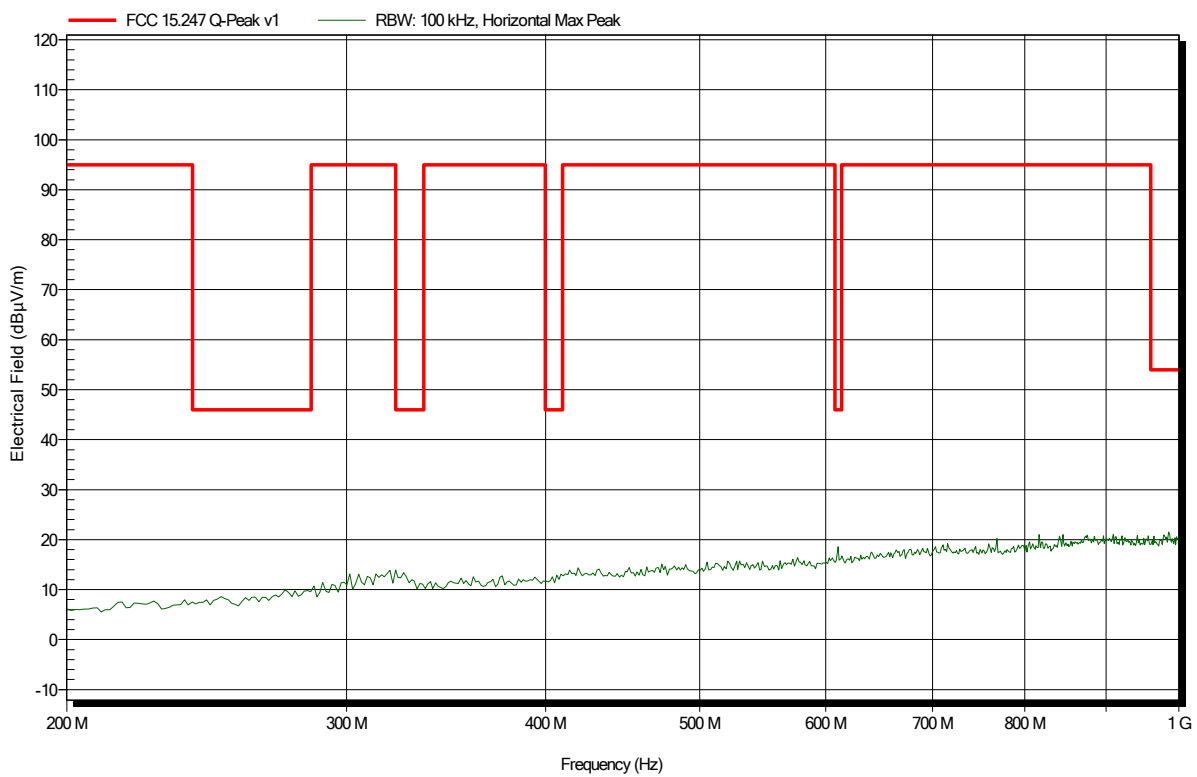


Spurious emissions according to FCC 47 e-CFR §15.247, RSS-247 Issue 2

Project number: G0M-1805-7401

Applicant: GWA Hygiene GmbH
 EUT Name: Hygiene-Monitoring-System
 Model: NosoEx Sensormodul
 Test Site: Eurofins Product Service GmbH
 Operator: Florian Voigt
 Test Conditions: Tnom: 22.1°C, Vnom: 3.0 VDC
 Antenna: Rohde & Schwarz HL 223, Horizontal
 Measurement distance: 3 m
 Mode: TX; 2440MHz, GFSK, 1MBit, EUT ver
 Test Date: 2019-11-05
 Note:

Index 40

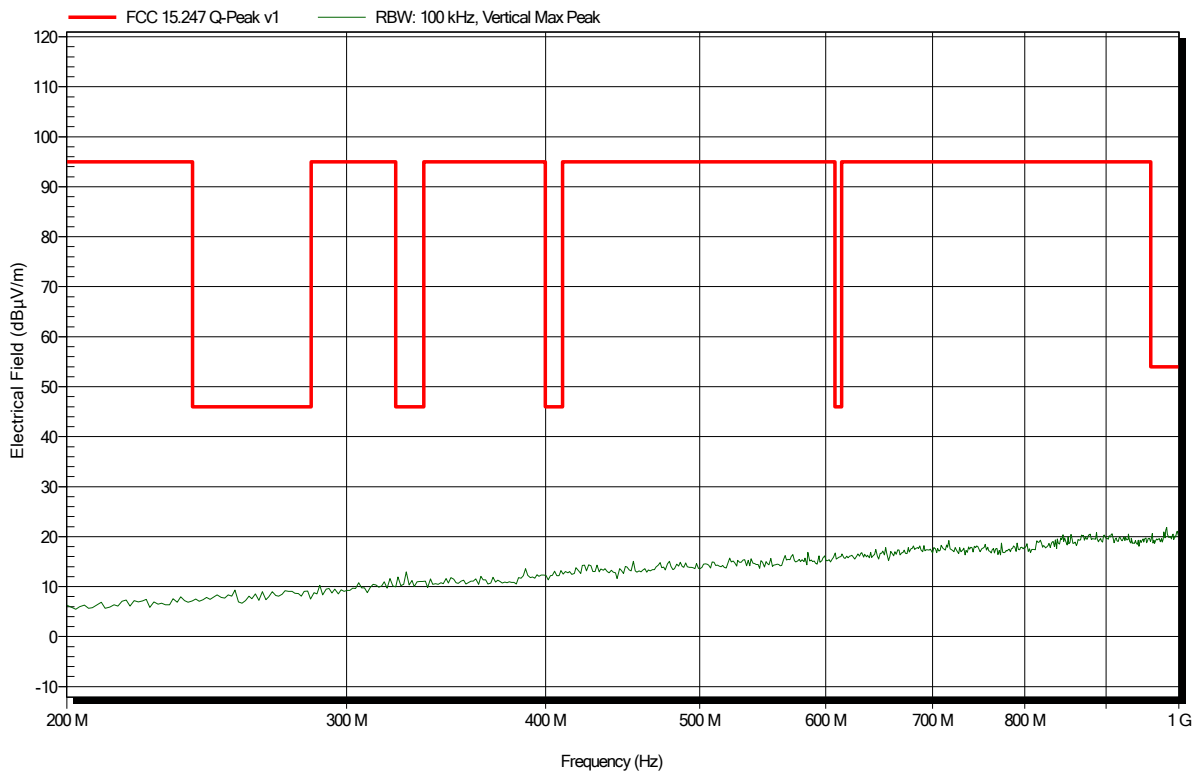


Spurious emissions according to FCC 47 e-CFR §15.247, RSS-247 Issue 2

Project number: G0M-1805-7401

Applicant: GWA Hygiene GmbH
 EUT Name: Hygiene-Monitoring-System
 Model: NosoEx Sensormodul
 Test Site: Eurofins Product Service GmbH
 Operator: Florian Voigt
 Test Conditions: Tnom: 22.1°C, Vnom: 3.0 VDC
 Antenna: Rohde & Schwarz HL 223, Vertical
 Measurement distance: 3 m
 Mode: TX; 2440MHz, GFSK, 1MBit, EUT ver
 Test Date: 2019-11-05
 Note:

Index 39

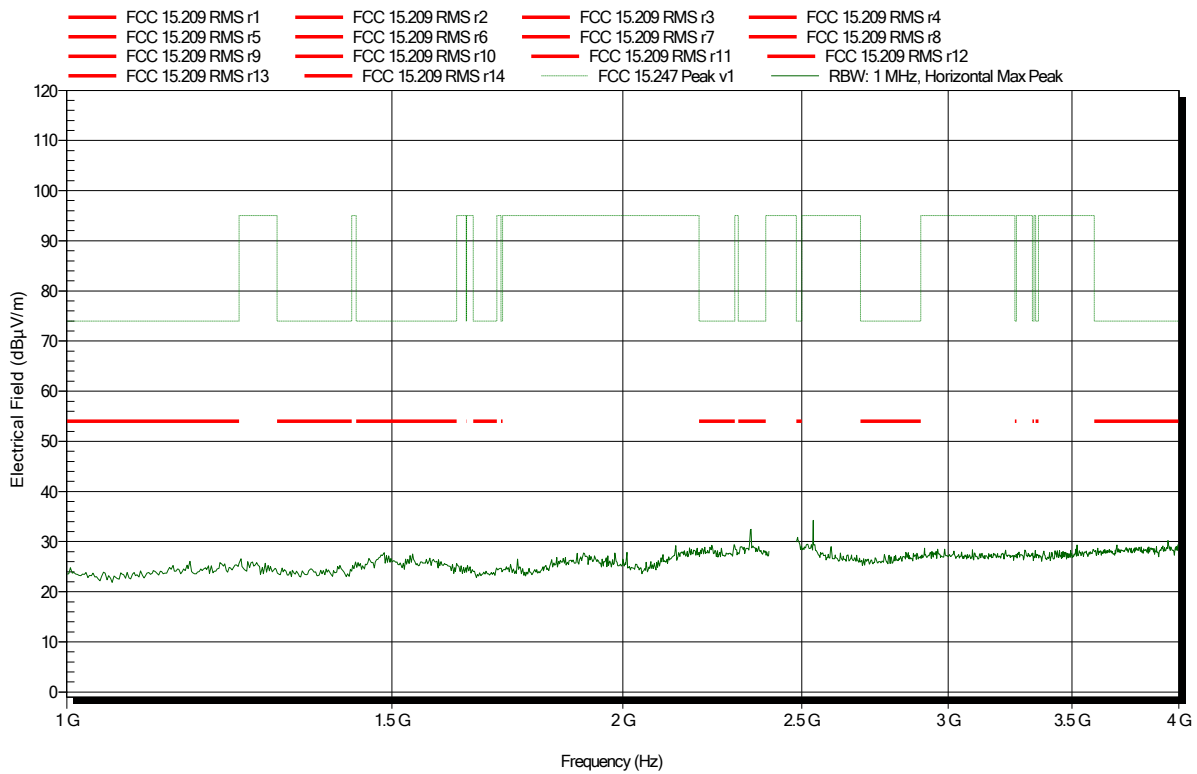


Spurious emissions according to FCC 47 e-CFR §15.247, RSS-247 Issue 2

Project number: G0M-1805-7401

Applicant: GWA Hygiene GmbH
 EUT Name: Hygiene-Monitoring-System
 Model: NosoEx Sensormodul
 Test Site: Eurofins Product Service GmbH
 Operator: Florian Voigt
 Test Conditions: Tnom: 22.1°C, Vnom: 3.0 VDC
 Antenna: Schwarzbeck BBHA 9120D, Horizontal
 Measurement distance: 1 m converted to 3m
 Mode: TX; 2440MHz, GFSK, 1MBit, EUT ver
 Test Date: 2019-11-05
 Note:

Index 8

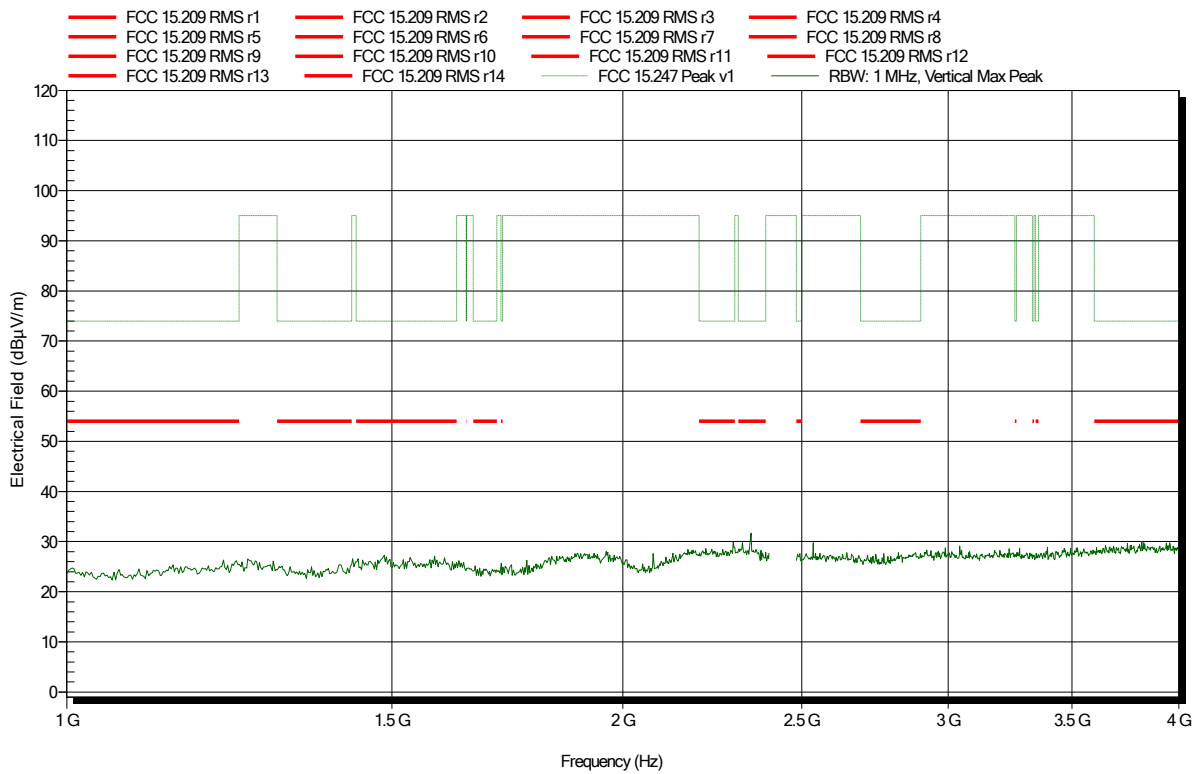


Spurious emissions according to FCC 47 e-CFR §15.247, RSS-247 Issue 2

Project number: G0M-1805-7401

Applicant: GWA Hygiene GmbH
 EUT Name: Hygiene-Monitoring-System
 Model: NosoEx Sensormodul
 Test Site: Eurofins Product Service GmbH
 Operator: Florian Voigt
 Test Conditions: Tnom: 22.1°C, Vnom: 3.0 VDC
 Antenna: Schwarzbeck BBHA 9120D, Vertical
 Measurement distance: 1 m converted to 3m
 Mode: TX; 2440MHz, GFSK, 1MBit, EUT ver
 Test Date: 2019-11-05
 Note:

Index 5

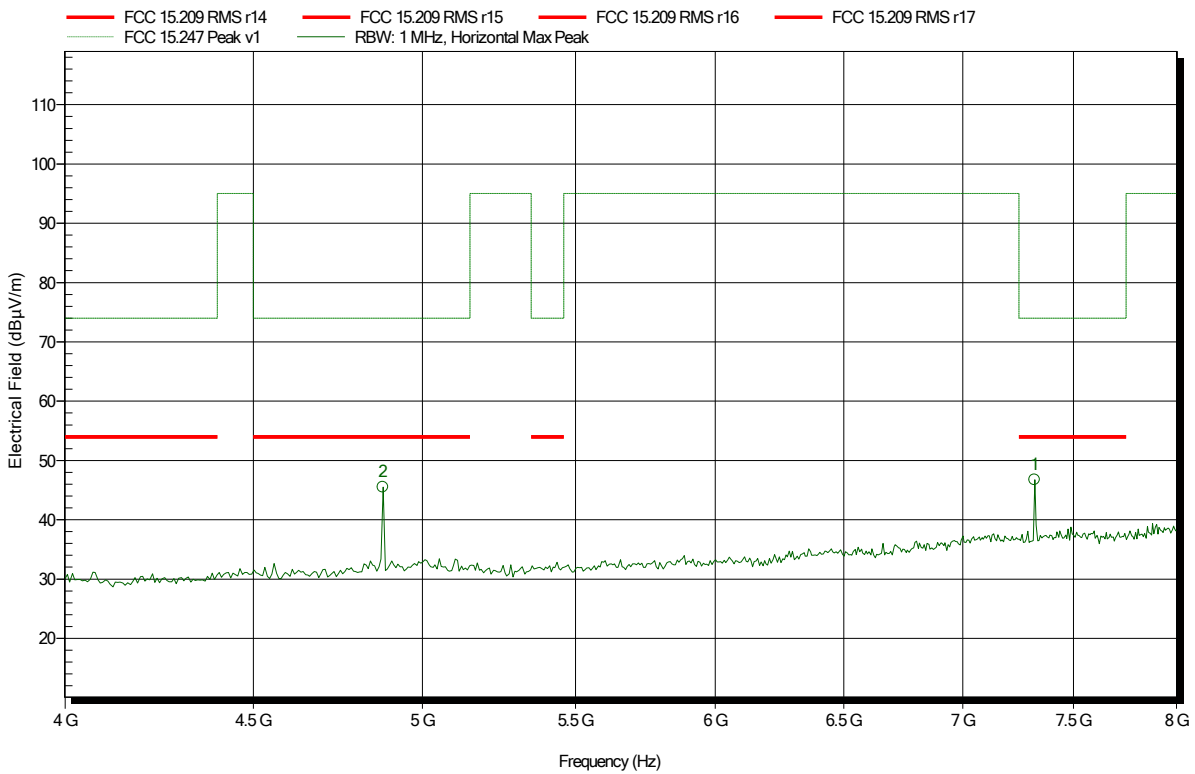


Spurious emissions according to FCC 47 e-CFR §15.247, RSS-247 Issue 2

Project number: G0M-1805-7401

Applicant: GWA Hygiene GmbH
 EUT Name: Hygiene-Monitoring-System
 Model: NosoEx Sensormodul
 Test Site: Eurofins Product Service GmbH
 Operator: Florian Voigt
 Test Conditions: Tnom: 22.1°C, Vnom: 3.0 VDC
 Antenna: Schwarzbeck BBHA 9120D, Horizontal
 Measurement distance: 1 m converted to 3m
 Mode: TX; 2440MHz, GFSK, 1MBit, EUT ver
 Test Date: 2019-11-05
 Note:

Index 9

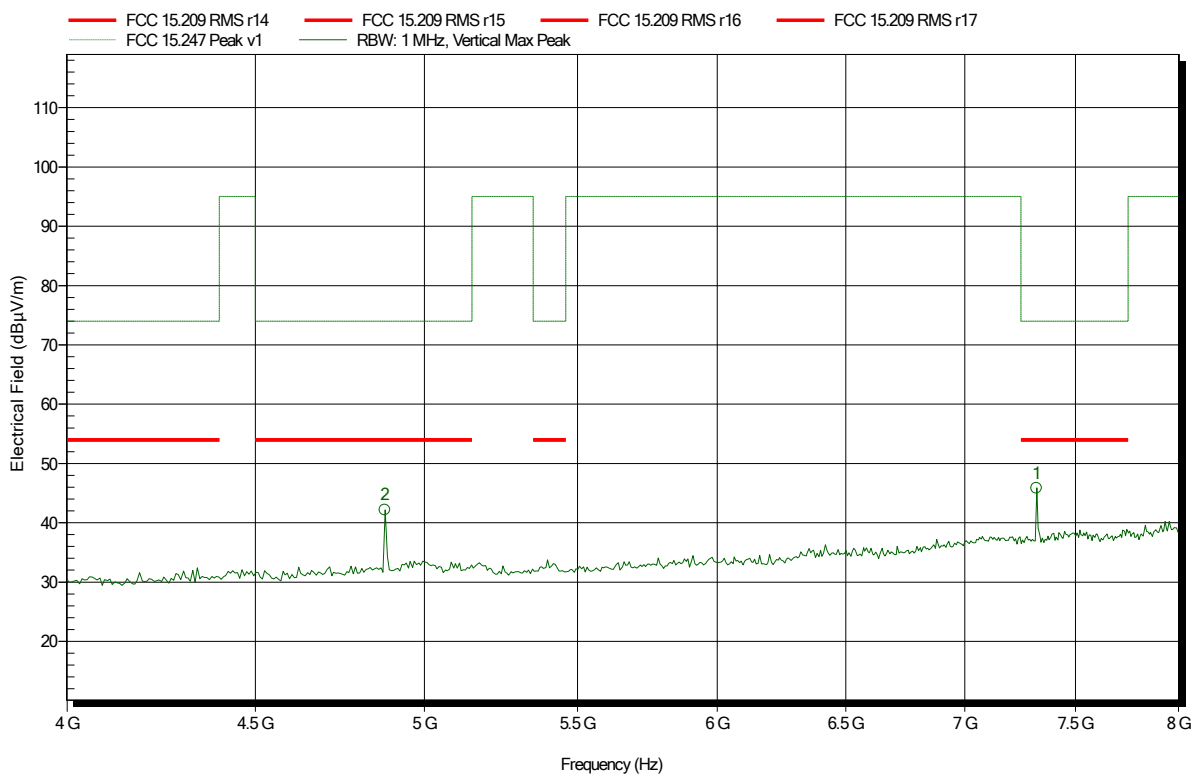


Frequency	Peak	Peak Limit	Peak Difference	Peak Status
4.878 GHz	45.52 dBµV/m	74 dBµV/m	-28.48 dB	Pass
7.321 GHz	46.74 dBµV/m	74 dBµV/m	-27.26 dB	Pass

Spurious emissions according to FCC 47 e-CFR §15.247, RSS-247 Issue 2

Project number: G0M-1805-7401
 Applicant: GWA Hygiene GmbH
 EUT Name: Hygiene-Monitoring-System
 Model: NosoEx Sensormodul
 Test Site: Eurofins Product Service GmbH
 Operator: Florian Voigt
 Test Conditions: Tnom: 22.1°C, Vnom: 3.0 VDC
 Antenna: Schwarzbeck BBHA 9120D, Vertical
 Measurement distance: 1 m converted to 3m
 Mode: TX; 2440MHz, GFSK, 1MBit, EUT ver
 Test Date: 2019-11-05
 Note:

Index 6



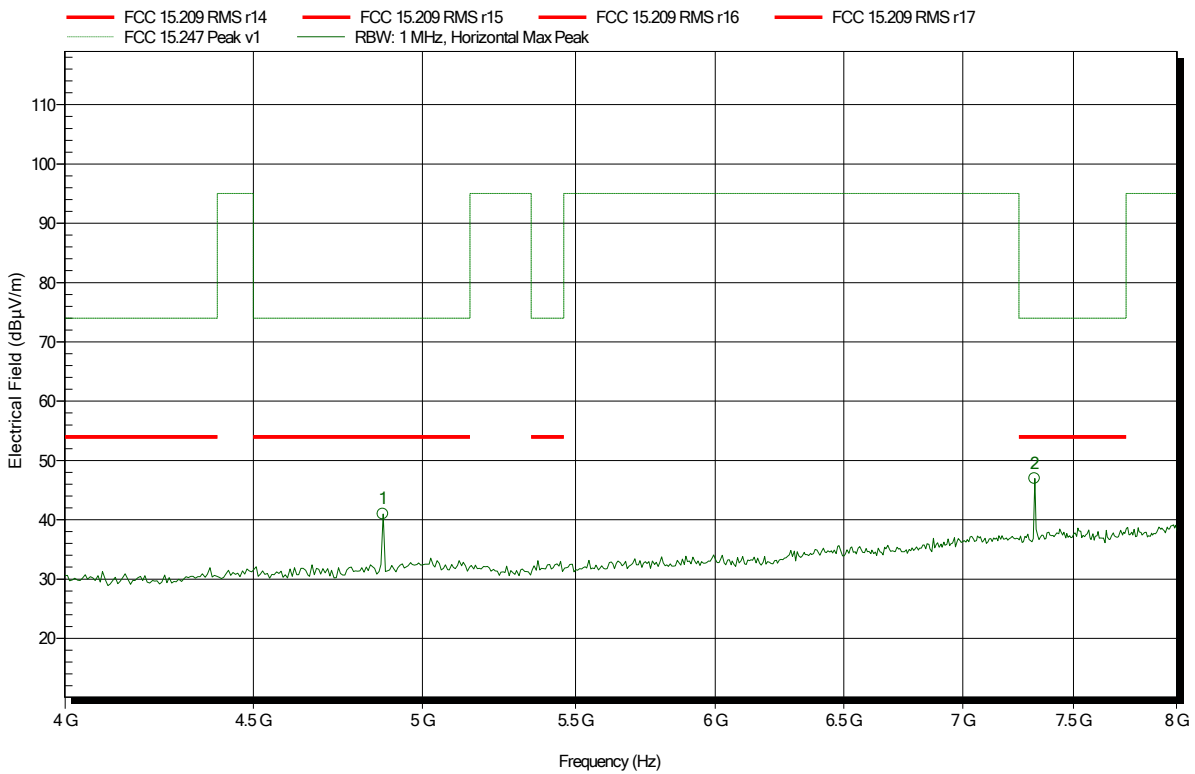
Frequency	Peak	Peak Limit	Peak Difference	Peak Status
4.878 GHz	42.18 dBµV/m	74 dBµV/m	-31.82 dB	Pass
7.321 GHz	45.86 dBµV/m	74 dBµV/m	-28.14 dB	Pass

Spurious emissions according to FCC 47 e-CFR §15.247, RSS-247 Issue 2

Project number: G0M-1805-7401

Applicant: GWA Hygiene GmbH
 EUT Name: Hygiene-Monitoring-System
 Model: NosoEx Sensormodul
 Test Site: Eurofins Product Service GmbH
 Operator: Florian Voigt
 Test Conditions: Tnom: 22.1°C, Vnom: 3.0 VDC
 Antenna: Schwarzbeck BBHA 9120D, Horizontal
 Measurement distance: 1 m converted to 3m
 Mode: TX; 2440MHz, GFSK, 1MBit, EUT hor
 Test Date: 2019-11-05
 Note:

Index 11



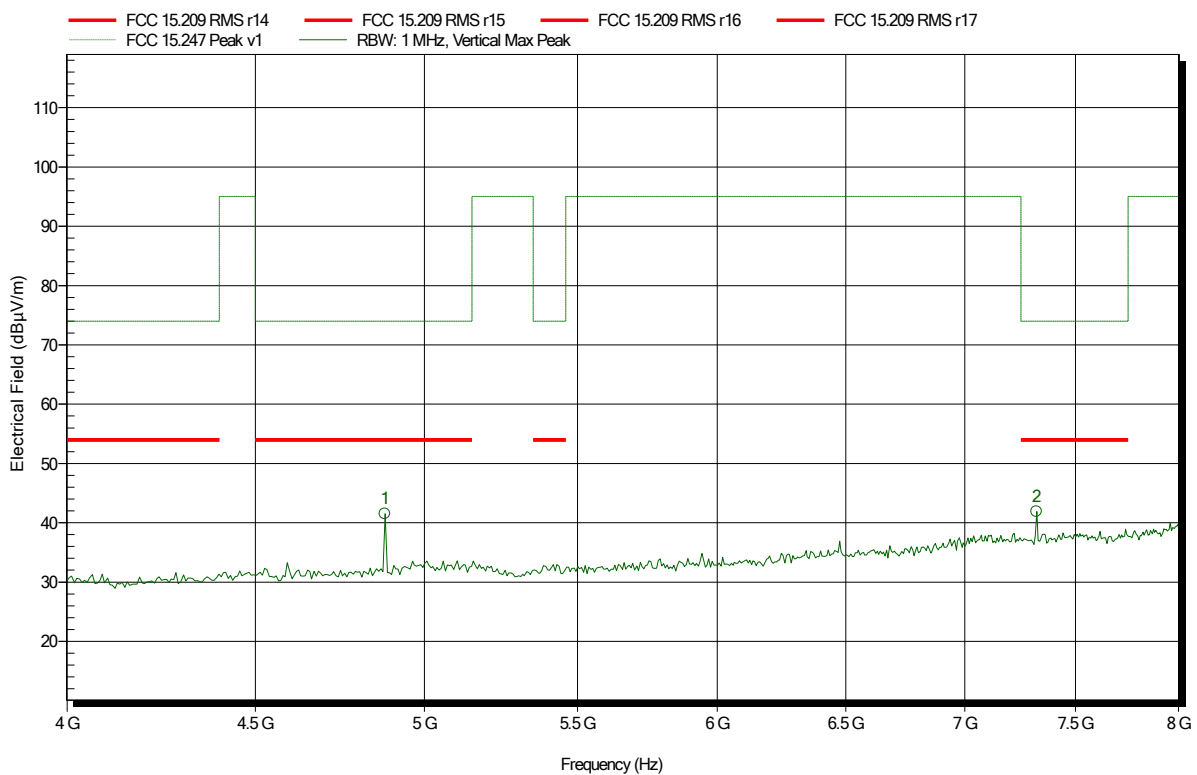
Frequency	Peak	Peak Limit	Peak Difference	Peak Status
4.878 GHz	40.95 dBµV/m	74 dBµV/m	-33.05 dB	Pass
7.321 GHz	46.95 dBµV/m	74 dBµV/m	-27.05 dB	Pass

Spurious emissions according to FCC 47 e-CFR §15.247, RSS-247 Issue 2

Project number: G0M-1805-7401

Applicant: GWA Hygiene GmbH
 EUT Name: Hygiene-Monitoring-System
 Model: NosoEx Sensormodul
 Test Site: Eurofins Product Service GmbH
 Operator: Florian Voigt
 Test Conditions: Tnom: 22.1°C, Vnom: 3.0 VDC
 Antenna: Schwarzbeck BBHA 9120D, Vertical
 Measurement distance: 1 m converted to 3m
 Mode: TX; 2440MHz, GFSK, 1MBit, EUT hor
 Test Date: 2019-11-05
 Note:

Index 12



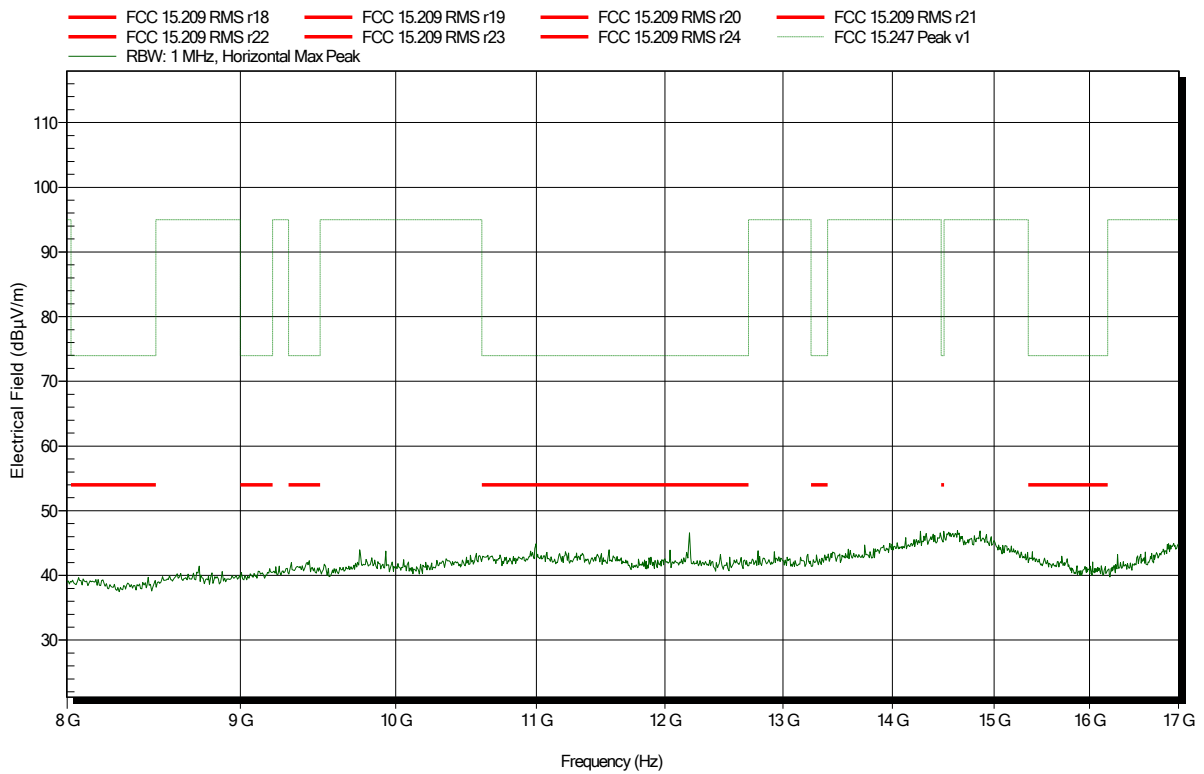
Frequency	Peak	Peak Limit	Peak Difference	Peak Status
4.878 GHz	41.52 dBµV/m	74 dBµV/m	-32.48 dB	Pass
7.321 GHz	41.91 dBµV/m	74 dBµV/m	-32.09 dB	Pass

Spurious emissions according to FCC 47 e-CFR §15.247, RSS-247 Issue 2

Project number: G0M-1805-7401

Applicant: GWA Hygiene GmbH
 EUT Name: Hygiene-Monitoring-System
 Model: NosoEx Sensormodul
 Test Site: Eurofins Product Service GmbH
 Operator: Florian Voigt
 Test Conditions: Tnom: 22.1°C, Vnom: 3.0 VDC
 Antenna: Schwarzbeck BBHA 9120D, Horizontal
 Measurement distance: 1 m converted to 3m
 Mode: TX; 2440MHz, GFSK, 1MBit, EUT ver
 Test Date: 2019-11-05
 Note:

Index 10

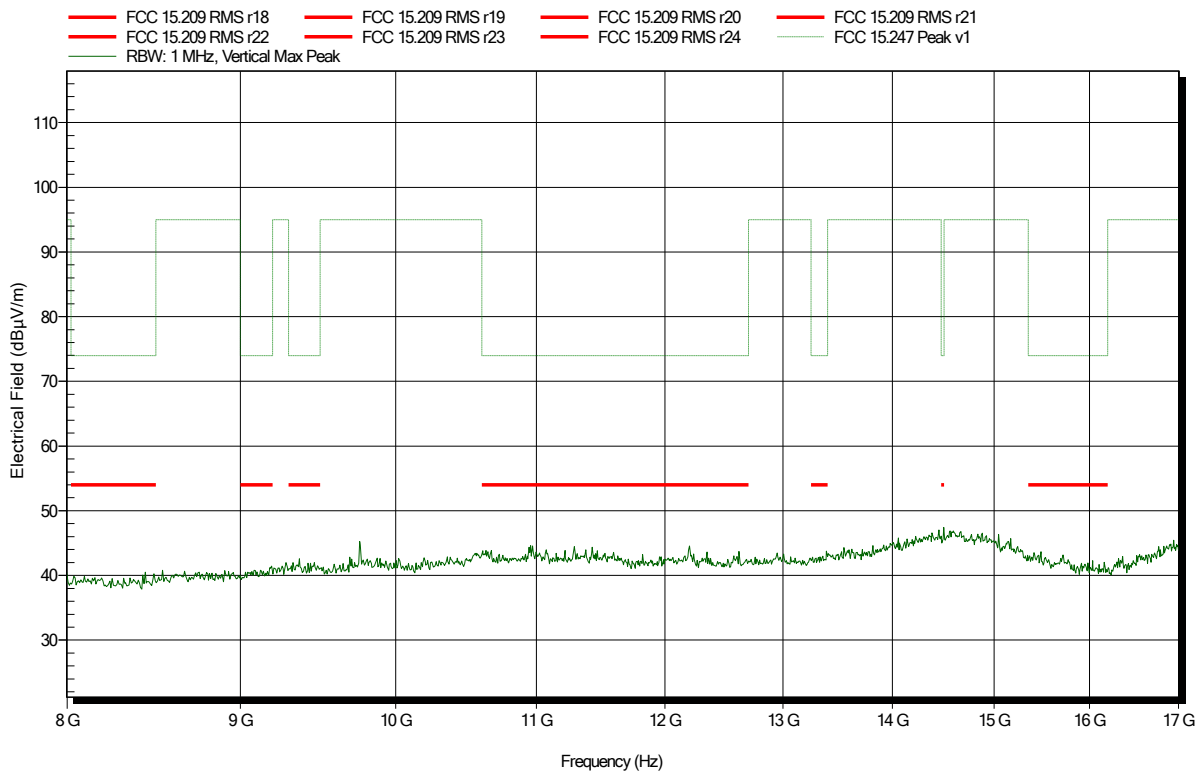


Spurious emissions according to FCC 47 e-CFR §15.247, RSS-247 Issue 2

Project number: G0M-1805-7401

Applicant: GWA Hygiene GmbH
 EUT Name: Hygiene-Monitoring-System
 Model: NosoEx Sensormodul
 Test Site: Eurofins Product Service GmbH
 Operator: Florian Voigt
 Test Conditions: Tnom: 22.1°C, Vnom: 3.0 VDC
 Antenna: Schwarzbeck BBHA 9120D, Vertical
 Measurement distance: 1 m converted to 3m
 Mode: TX; 2440MHz, GFSK, 1MBit, EUT ver
 Test Date: 2019-11-05
 Note:

Index 7

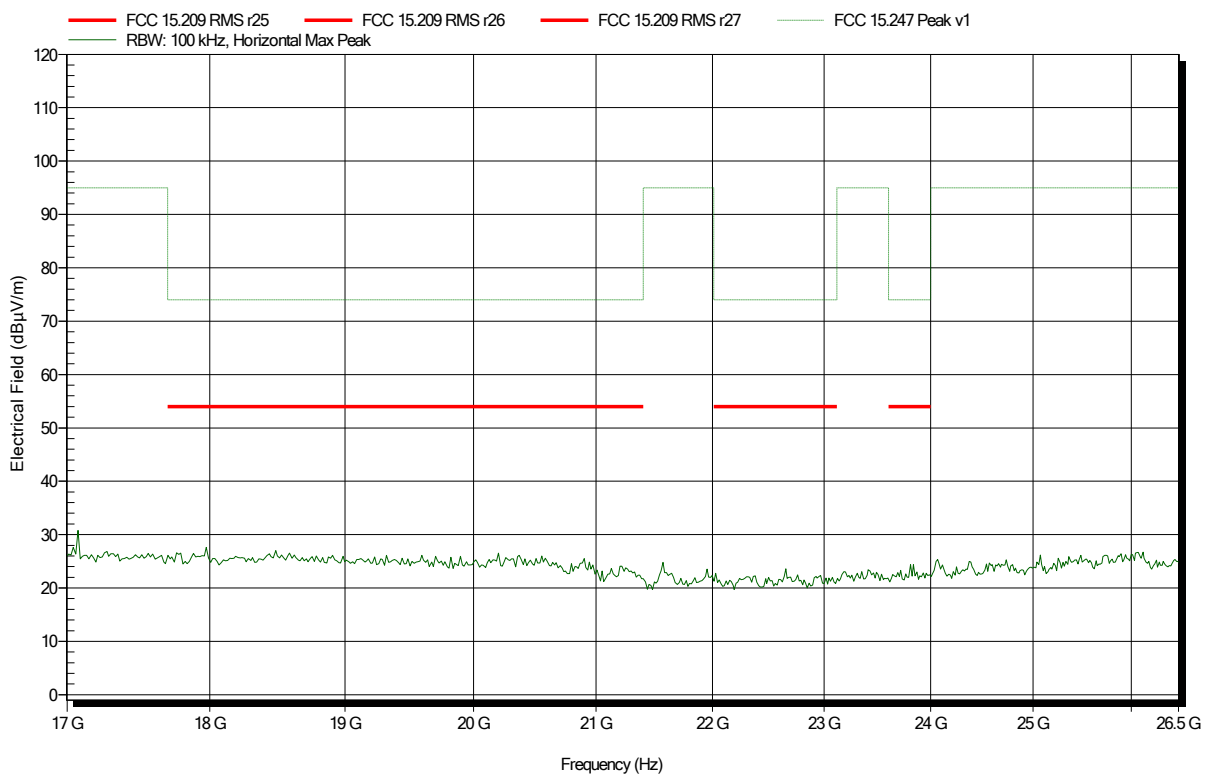


Spurious emissions according to FCC 47 e-CFR §15.247, RSS-247 Issue 2

Project number: G0M-1805-7401

Applicant: GWA Hygiene GmbH
 EUT Name: Hygiene-Monitoring-System
 Model: NosoEx Sensormodul
 Test Site: Eurofins Product Service GmbH
 Operator: Florian Voigt
 Test Conditions: Tnom: 22.1°C, Vnom: 3.0 VDC
 Antenna: Amplifier Research AT4560, Horizontal
 Measurement distance: 1 m converted to 3m
 Mode: TX; 2440MHz, GFSK, 1MBit, EUT ver
 Test Date: 2019-11-05
 Note:

Index 28

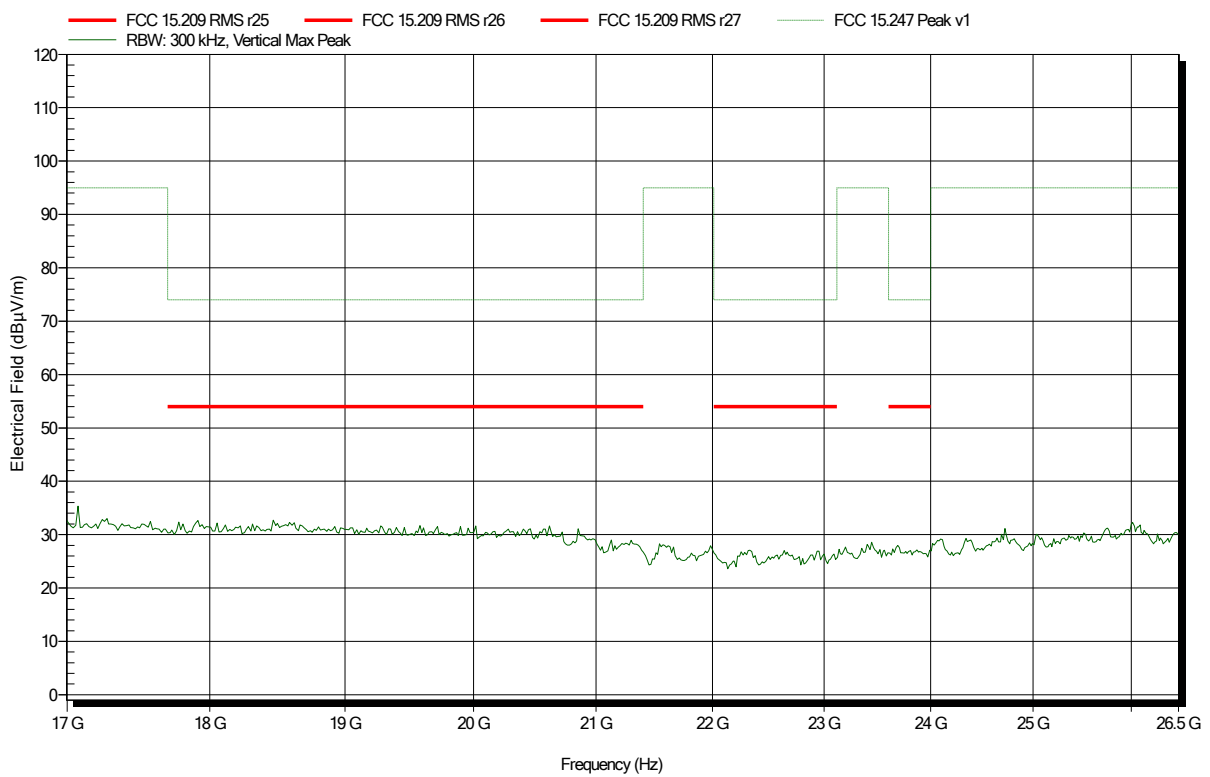


Spurious emissions according to FCC 47 e-CFR §15.247, RSS-247 Issue 2

Project number: G0M-1805-7401

Applicant: GWA Hygiene GmbH
 EUT Name: Hygiene-Monitoring-System
 Model: NosoEx Sensormodul
 Test Site: Eurofins Product Service GmbH
 Operator: Florian Voigt
 Test Conditions: Tnom: 22.1°C, Vnom: 3.0 VDC
 Antenna: Amplifier Research AT4560, Vertical
 Measurement distance: 1 m converted to 3m
 Mode: TX; 2440MHz, GFSK, 1MBit, EUT ver
 Test Date: 2019-11-05
 Note:

Index 29

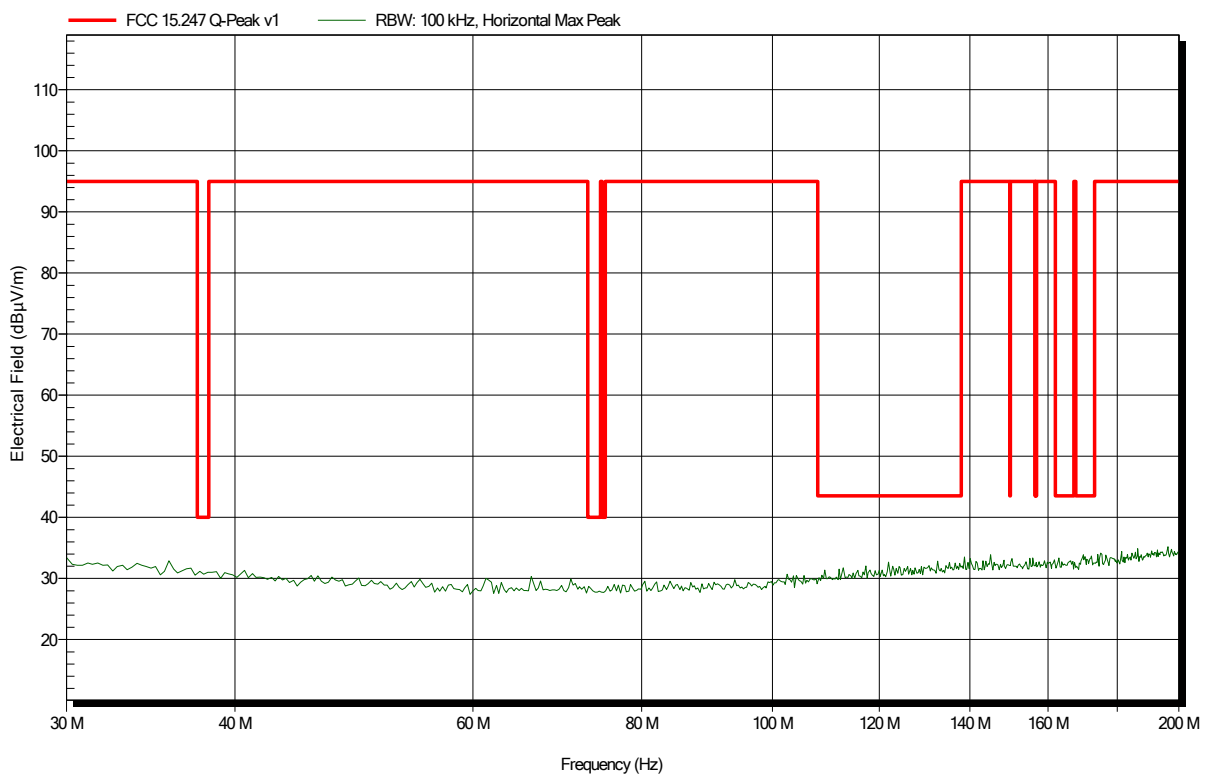


Spurious emissions according to FCC 47 e-CFR §15.247, RSS-247 Issue 2

Project number: G0M-1805-7401

Applicant: GWA Hygiene GmbH
 EUT Name: Hygiene-Monitoring-System
 Model: NosoEx Sensormodul
 Test Site: Eurofins Product Service GmbH
 Operator: Florian Voigt
 Test Conditions: Tnom: 22.1°C, Vnom: 3.0 VDC
 Antenna: Rohde & Schwarz HK 116, Horizontal
 Measurement distance: 3 m
 Mode: TX; 2480MHz, GFSK, 1MBit, EUT ver
 Test Date: 2019-11-05
 Note:

Index 44

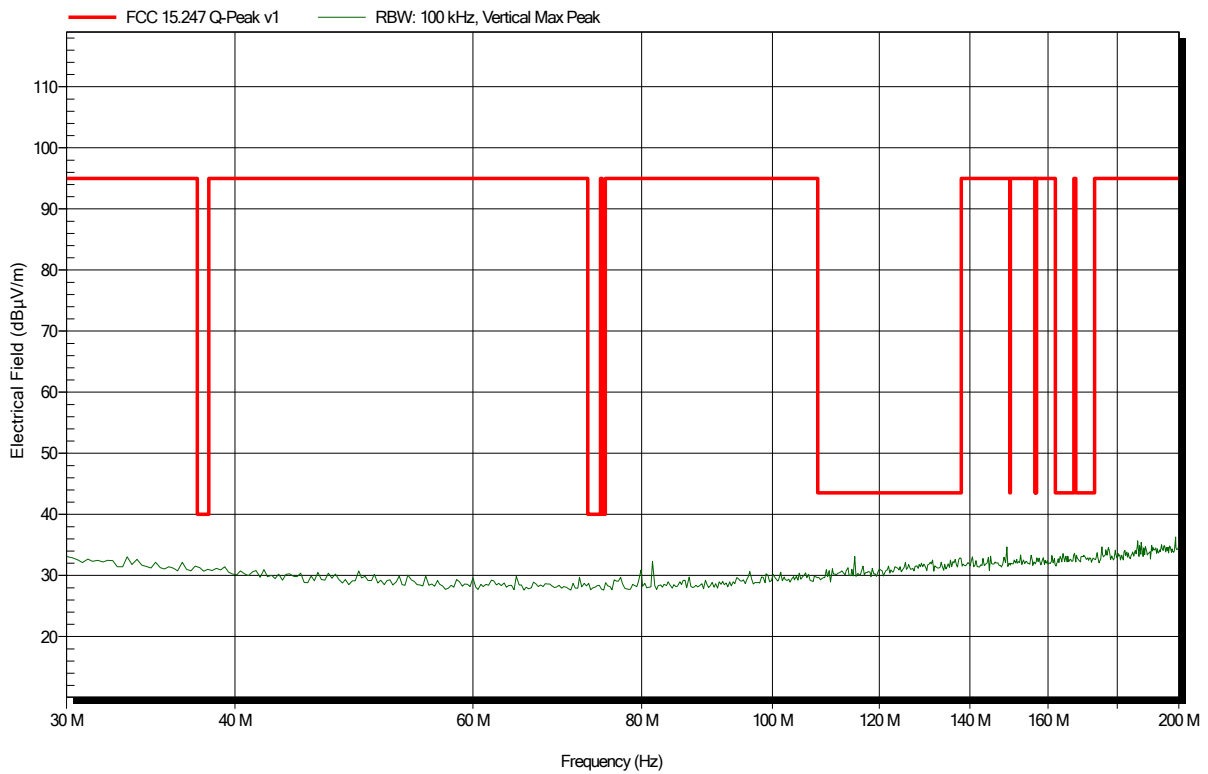


Spurious emissions according to FCC 47 e-CFR §15.247, RSS-247 Issue 2

Project number: G0M-1805-7401

Applicant: GWA Hygiene GmbH
 EUT Name: Hygiene-Monitoring-System
 Model: NosoEx Sensormodul
 Test Site: Eurofins Product Service GmbH
 Operator: Florian Voigt
 Test Conditions: Tnom: 22.1°C, Vnom: 3.0 VDC
 Antenna: Rohde & Schwarz HK 116, Vertical
 Measurement distance: 3 m
 Mode: TX; 2480MHz, GFSK, 1MBit, EUT ver
 Test Date: 2019-11-05
 Note:

Index 43

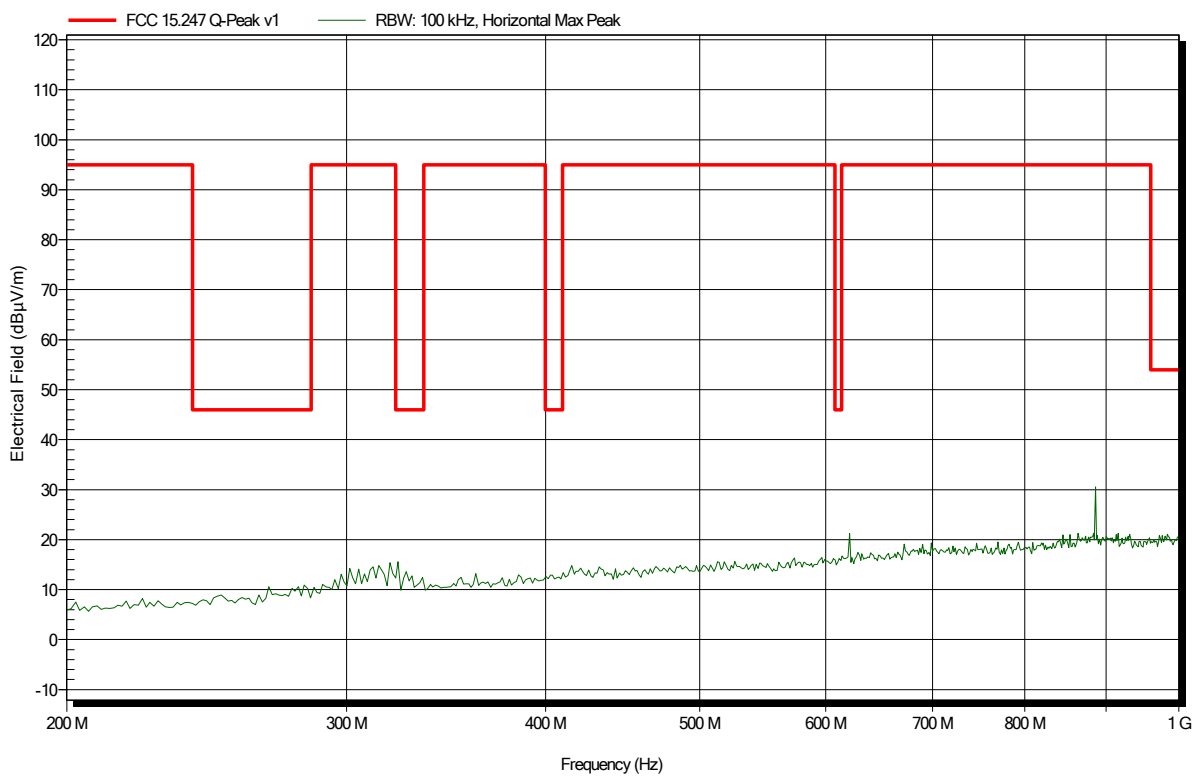


Spurious emissions according to FCC 47 e-CFR §15.247, RSS-247 Issue 2

Project number: G0M-1805-7401

Applicant: GWA Hygiene GmbH
 EUT Name: Hygiene-Monitoring-System
 Model: NosoEx Sensormodul
 Test Site: Eurofins Product Service GmbH
 Operator: Florian Voigt
 Test Conditions: Tnom: 22.1°C, Vnom: 3.0 VDC
 Antenna: Rohde & Schwarz HL 223, Horizontal
 Measurement distance: 3 m
 Mode: TX; 2480MHz, GFSK, 1MBit, EUT ver
 Test Date: 2019-11-05
 Note:

Index 41

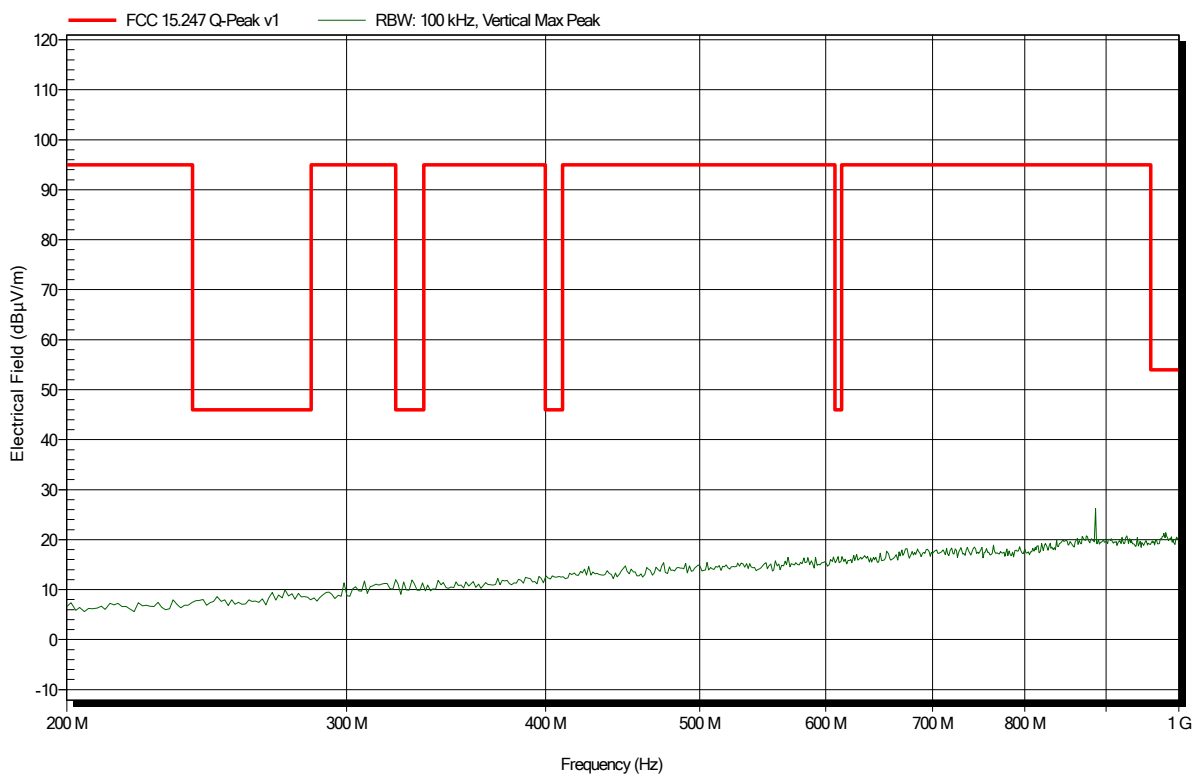


Spurious emissions according to FCC 47 e-CFR §15.247, RSS-247 Issue 2

Project number: G0M-1805-7401

Applicant: GWA Hygiene GmbH
 EUT Name: Hygiene-Monitoring-System
 Model: NosoEx Sensormodul
 Test Site: Eurofins Product Service GmbH
 Operator: Florian Voigt
 Test Conditions: Tnom: 22.1°C, Vnom: 3.0 VDC
 Antenna: Rohde & Schwarz HL 223, Vertical
 Measurement distance: 3 m
 Mode: TX; 2480MHz, GFSK, 1MBit, EUT ver
 Test Date: 2019-11-05
 Note:

Index 42

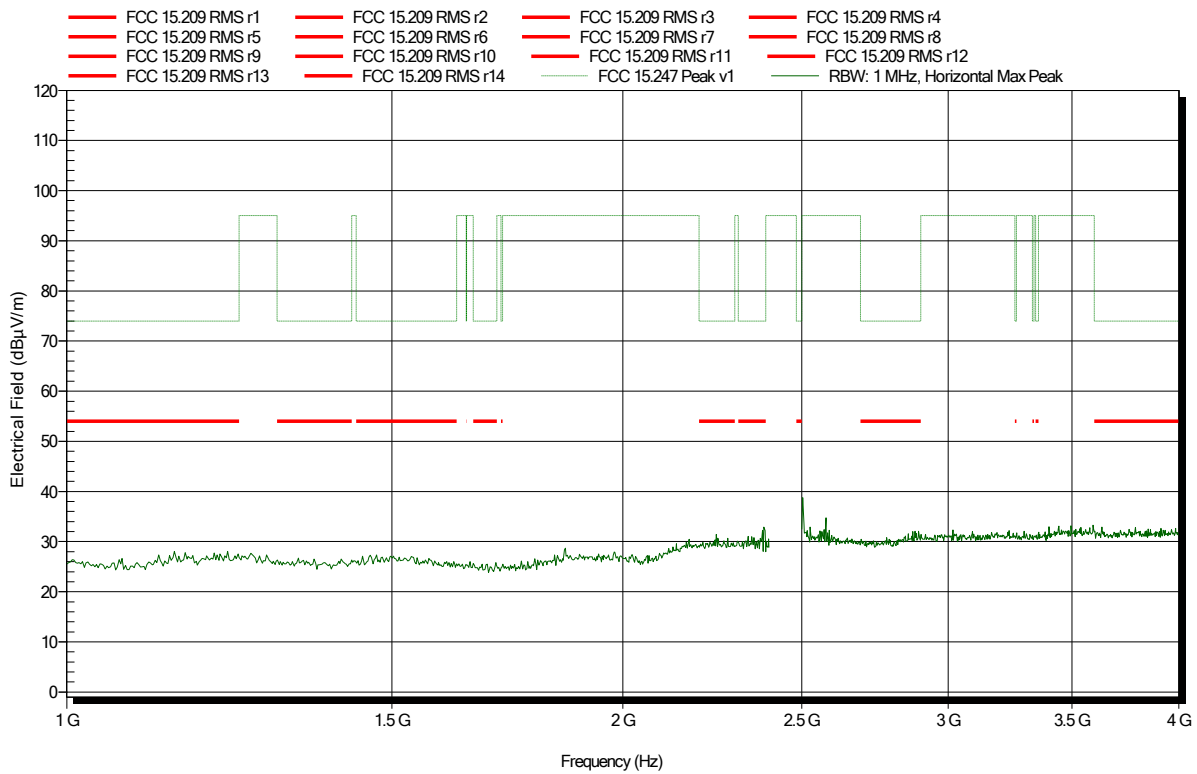


Spurious emissions according to FCC 47 e-CFR §15.247, RSS-247 Issue 2

Project number: G0M-1805-7401

Applicant: GWA Hygiene GmbH
 EUT Name: Hygiene-Monitoring-System
 Model: NosoEx Sensormodul
 Test Site: Eurofins Product Service GmbH
 Operator: Florian Voigt
 Test Conditions: Tnom: 22.1°C, Vnom: 3.0 VDC
 Antenna: Schwarzbeck BBHA 9120D, Horizontal
 Measurement distance: 1 m converted to 3m
 Mode: TX; 2480MHz, GFSK, 1MBit, EUT ver
 Test Date: 2019-11-05
 Note:

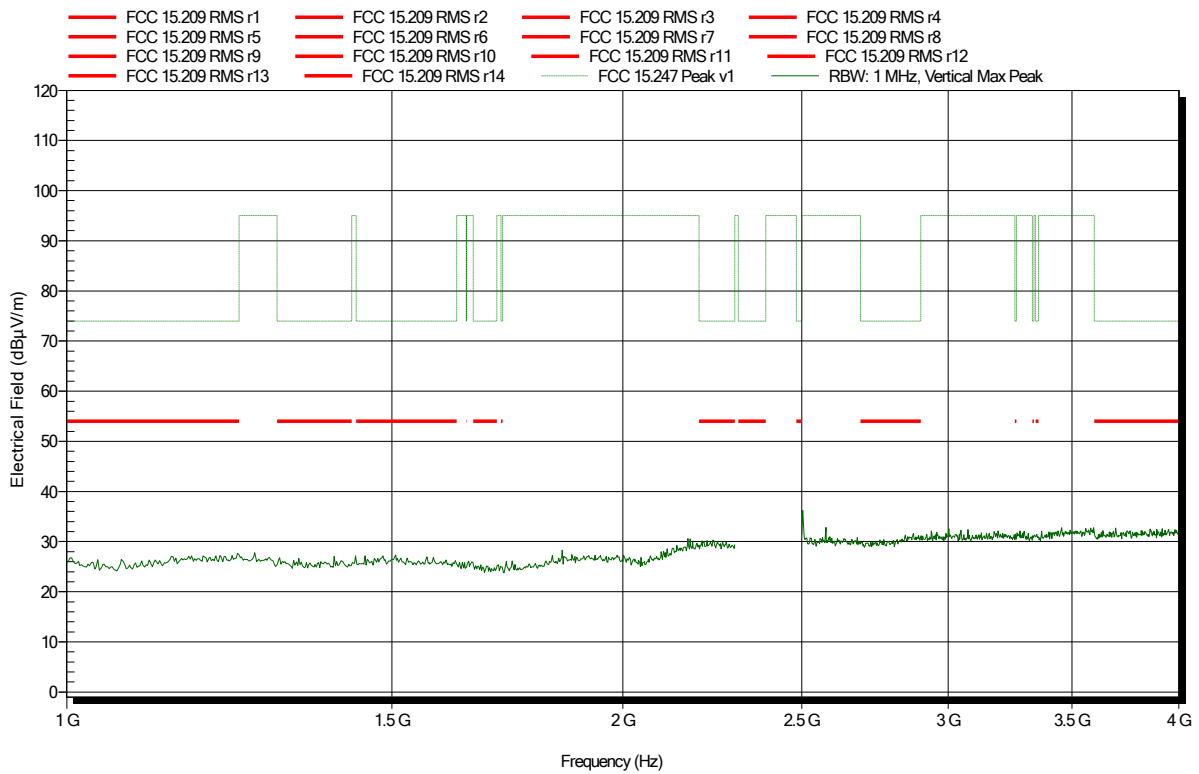
Index 22



Spurious emissions according to FCC 47 e-CFR §15.247, RSS-247 Issue 2

Project number: G0M-1805-7401
 Applicant: GWA Hygiene GmbH
 EUT Name: Hygiene-Monitoring-System
 Model: NosoEx Sensormodul
 Test Site: Eurofins Product Service GmbH
 Operator: Florian Voigt
 Test Conditions: Tnom: 22.1°C, Vnom: 3.0 VDC
 Antenna: Schwarzbeck BBHA 9120D, Vertical
 Measurement distance: 1 m converted to 3m
 Mode: TX; 2480MHz, GFSK, 1MBit, EUT ver
 Test Date: 2019-11-05
 Note:

Index 19

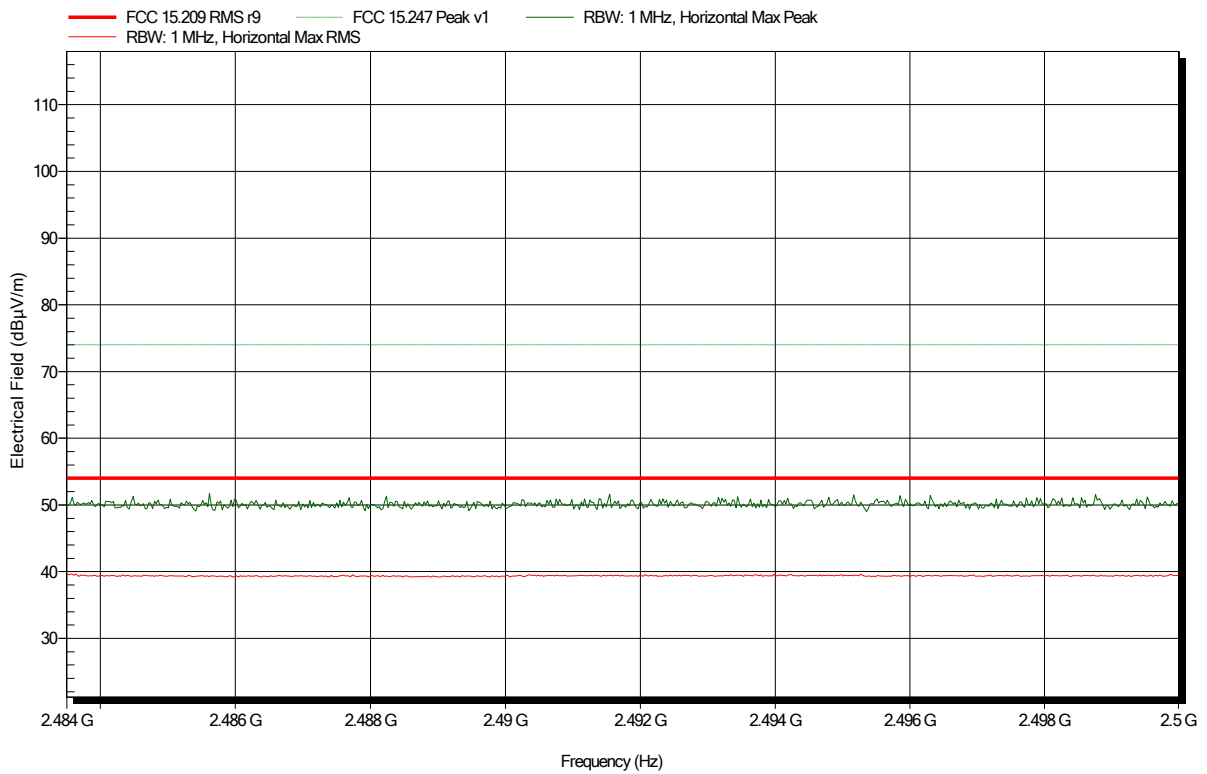


Spurious emissions according to FCC 47 e-CFR §15.247, RSS-247 Issue 2

Project number: G0M-1805-7401

Applicant: GWA Hygiene GmbH
 EUT Name: Hygiene-Monitoring-System
 Model: NosoEx Sensormodul
 Test Site: Eurofins Product Service GmbH
 Operator: Florian Voigt
 Test Conditions: Tnom: 22.1°C, Vnom: 3.0 VDC
 Antenna: Schwarzbeck BBHA 9120D, Horizontal
 Measurement distance: 1 m converted to 3m
 Mode: TX; 2480MHz, GFSK, 1MBit, EUT hor
 Test Date: 2019-11-05
 Note: upper bandedge

Index 3

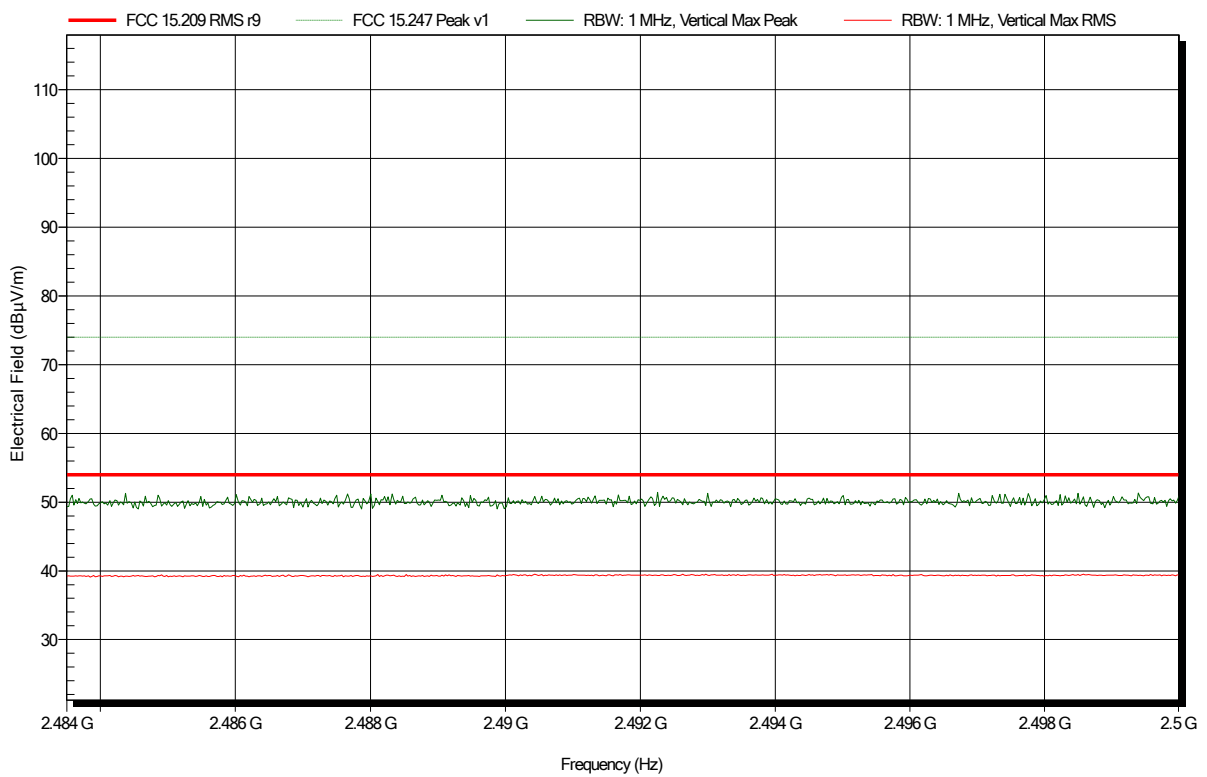


Spurious emissions according to FCC 47 e-CFR §15.247, RSS-247 Issue 2

Project number: G0M-1805-7401

Applicant: GWA Hygiene GmbH
 EUT Name: Hygiene-Monitoring-System
 Model: NosoEx Sensormodul
 Test Site: Eurofins Product Service GmbH
 Operator: Florian Voigt
 Test Conditions: Tnom: 22.1°C, Vnom: 3.0 VDC
 Antenna: Schwarzbeck BBHA 9120D, Vertical
 Measurement distance: 1 m converted to 3m
 Mode: TX; 2480MHz, GFSK, 1MBit, EUT hor
 Test Date: 2019-11-05
 Note: upper bandedge

Index 4

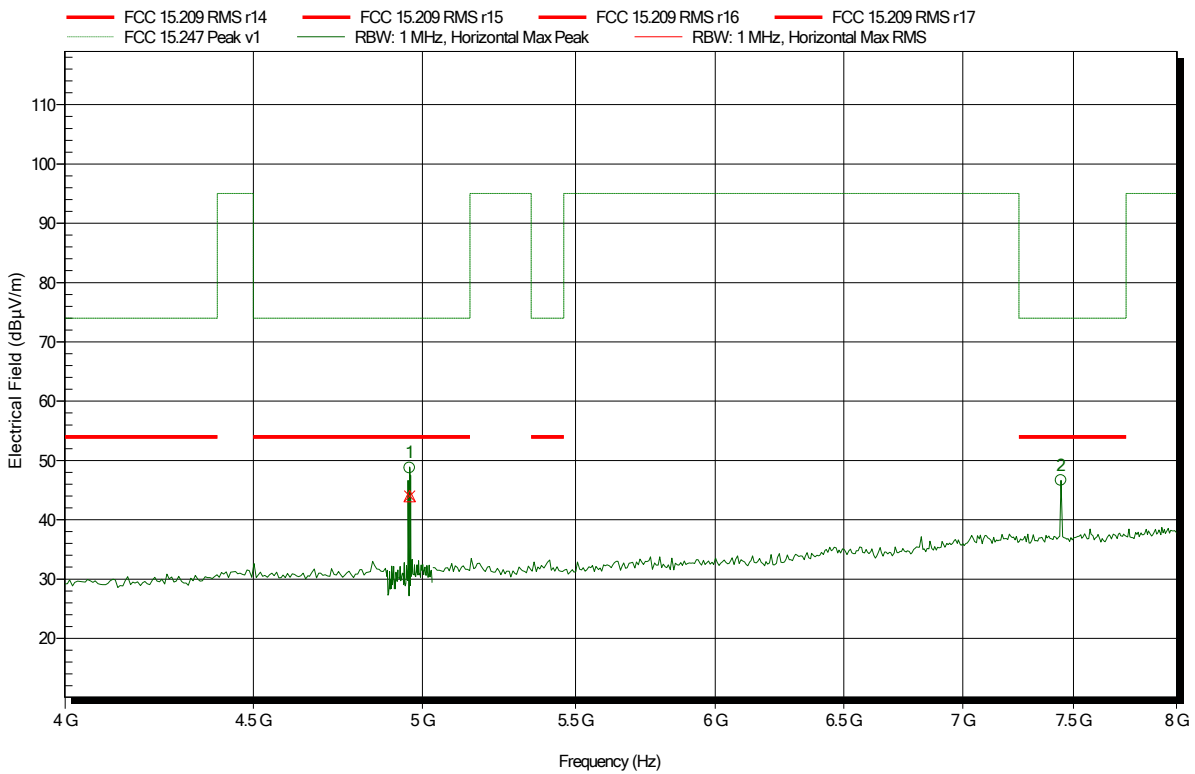


Spurious emissions according to FCC 47 e-CFR §15.247, RSS-247 Issue 2

Project number: G0M-1805-7401

Applicant: GWA Hygiene GmbH
 EUT Name: Hygiene-Monitoring-System
 Model: NosoEx Sensormodul
 Test Site: Eurofins Product Service GmbH
 Operator: Florian Voigt
 Test Conditions: Tnom: 22.1°C, Vnom: 3.0 VDC
 Antenna: Schwarzbeck BBHA 9120D, Horizontal
 Measurement distance: 1 m converted to 3m
 Mode: TX; 2480MHz, GFSK, 1MBit, EUT ver
 Test Date: 2019-11-05
 Note:

Index 23



Frequency	Peak	Peak Limit	Peak Difference	Peak Status
4.96 GHz	48.76 dBµV/m	74 dBµV/m	-25.24 dB	Pass
7.442 GHz	46.66 dBµV/m	74 dBµV/m	-27.34 dB	Pass

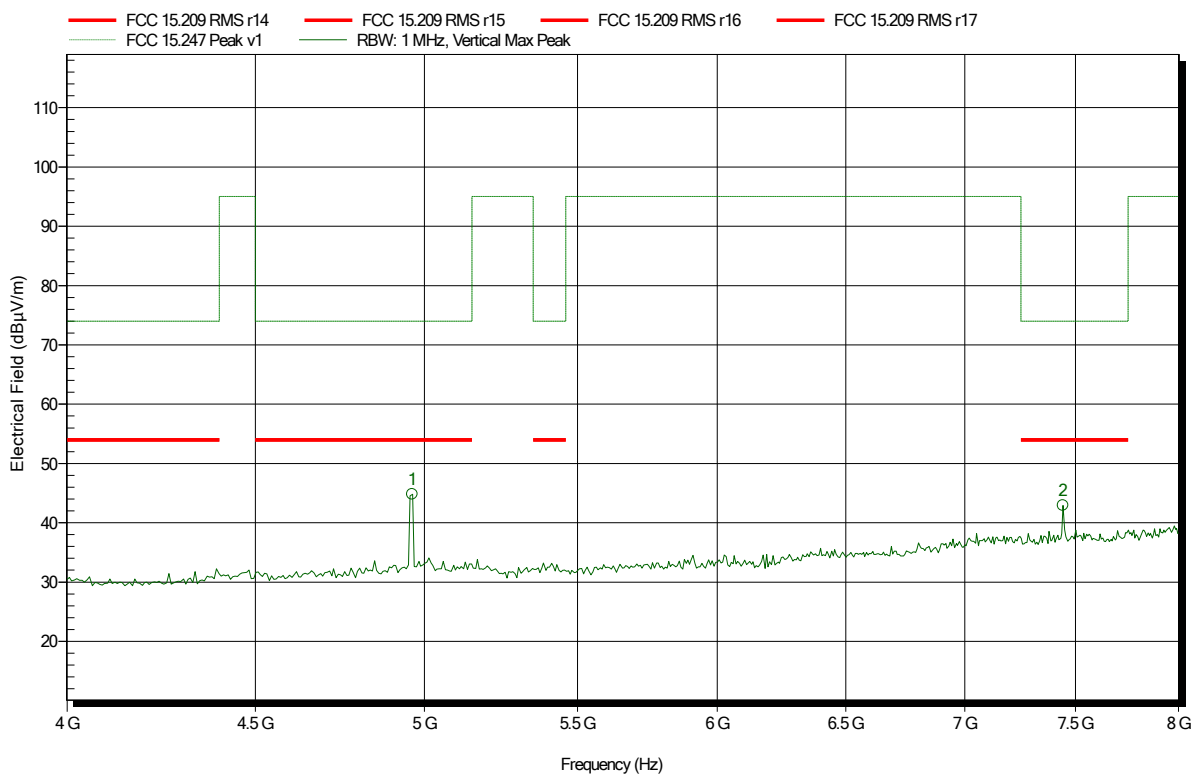
Frequency	RMS	RMS Limit	RMS Difference	RMS Status
4.96 GHz	44.01 dBµV/m	54 dBµV/m	-9.99 dB	Pass

Spurious emissions according to FCC 47 e-CFR §15.247, RSS-247 Issue 2

Project number: G0M-1805-7401

Applicant: GWA Hygiene GmbH
 EUT Name: Hygiene-Monitoring-System
 Model: NosoEx Sensormodul
 Test Site: Eurofins Product Service GmbH
 Operator: Florian Voigt
 Test Conditions: Tnom: 22.1°C, Vnom: 3.0 VDC
 Antenna: Schwarzbeck BBHA 9120D, Vertical
 Measurement distance: 1 m converted to 3m
 Mode: TX; 2480MHz, GFSK, 1MBit, EUT ver
 Test Date: 2019-11-05
 Note:

Index 20



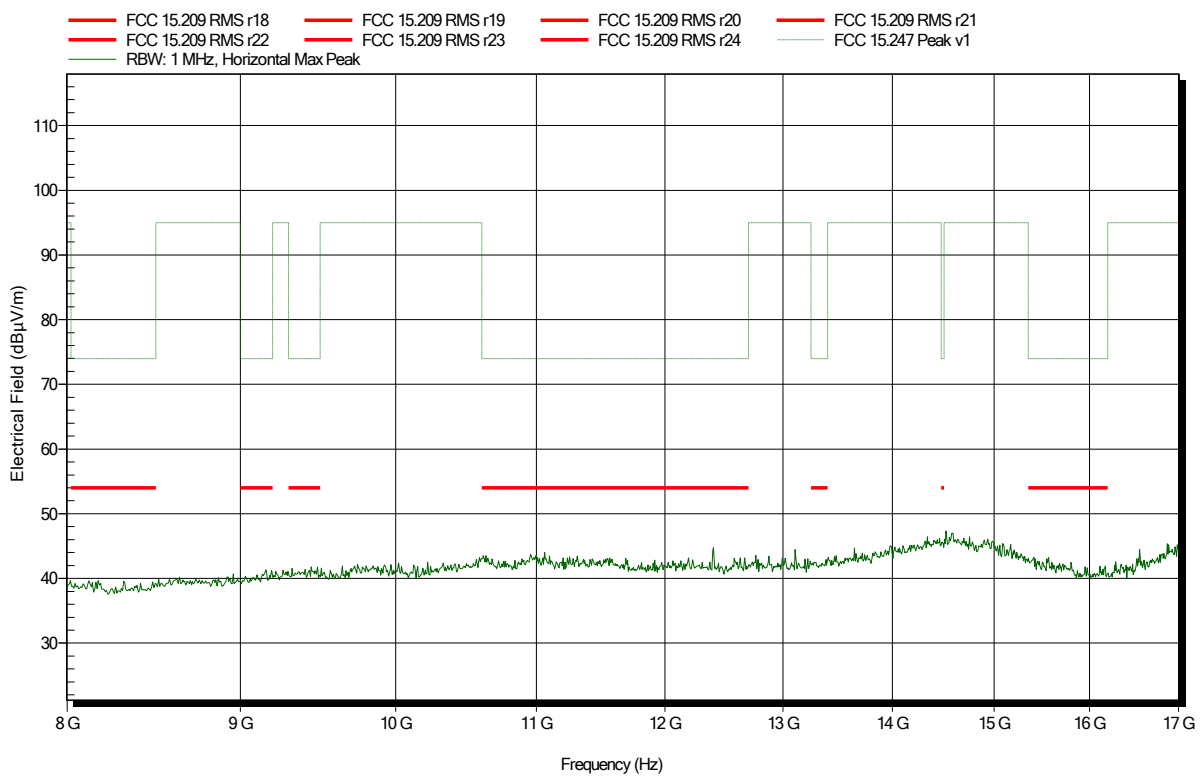
Frequency	Peak	Peak Limit	Peak Difference	Peak Status
4.962 GHz	44.79 dBµV/m	74 dBµV/m	-29.21 dB	Pass
7.442 GHz	42.92 dBµV/m	74 dBµV/m	-31.08 dB	Pass

Spurious emissions according to FCC 47 e-CFR §15.247, RSS-247 Issue 2

Project number: G0M-1805-7401

Applicant: GWA Hygiene GmbH
 EUT Name: Hygiene-Monitoring-System
 Model: NosoEx Sensormodul
 Test Site: Eurofins Product Service GmbH
 Operator: Florian Voigt
 Test Conditions: Tnom: 22.1°C, Vnom: 3.0 VDC
 Antenna: Schwarzbeck BBHA 9120D, Horizontal
 Measurement distance: 1 m converted to 3m
 Mode: TX; 2480MHz, GFSK, 1MBit, EUT ver
 Test Date: 2019-11-05
 Note:

Index 24

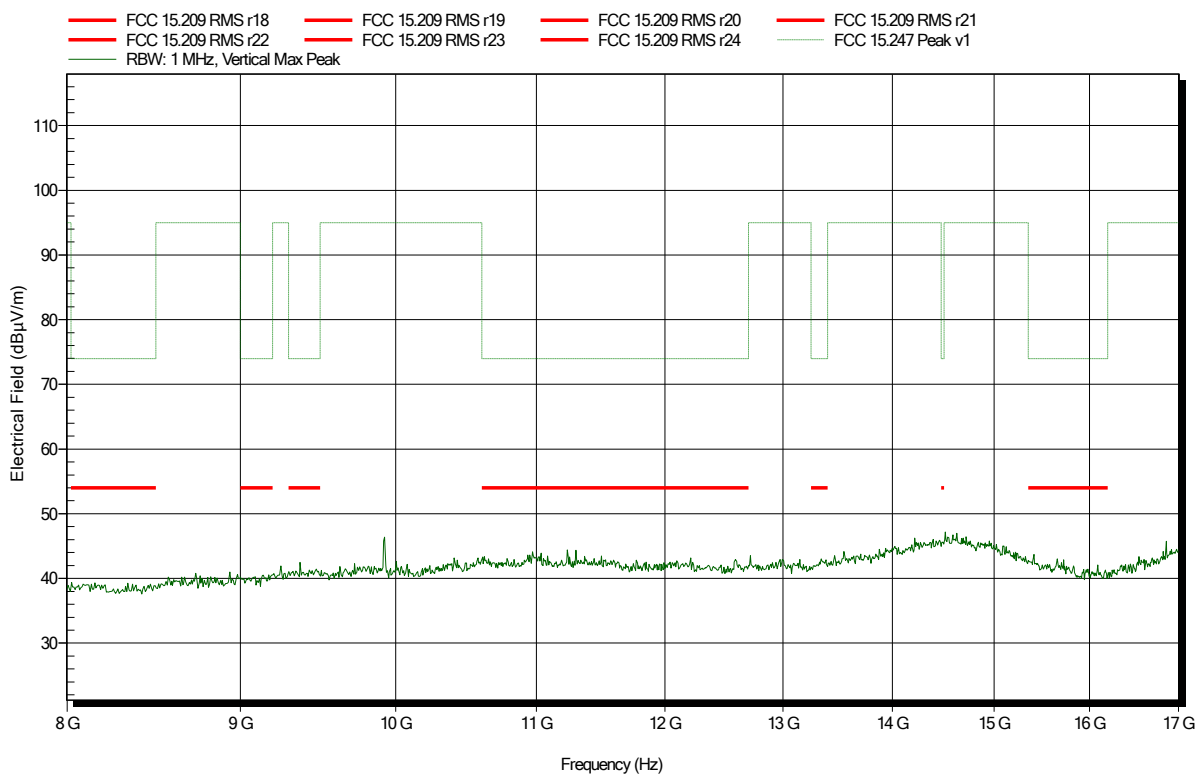


Spurious emissions according to FCC 47 e-CFR §15.247, RSS-247 Issue 2

Project number: G0M-1805-7401

Applicant: GWA Hygiene GmbH
 EUT Name: Hygiene-Monitoring-System
 Model: NosoEx Sensormodul
 Test Site: Eurofins Product Service GmbH
 Operator: Florian Voigt
 Test Conditions: Tnom: 22.1°C, Vnom: 3.0 VDC
 Antenna: Schwarzbeck BBHA 9120D, Vertical
 Measurement distance: 1 m converted to 3m
 Mode: TX; 2480MHz, GFSK, 1MBit, EUT ver
 Test Date: 2019-11-05
 Note:

Index 21

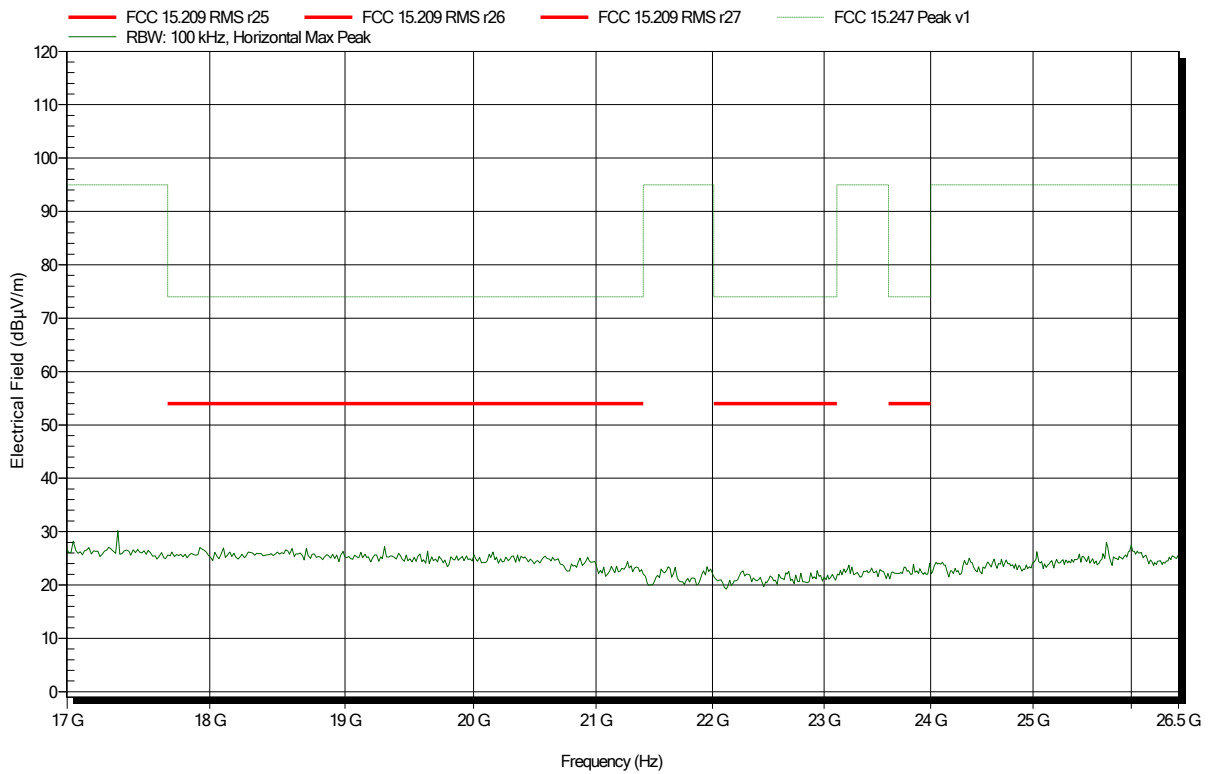


Spurious emissions according to FCC 47 e-CFR §15.247, RSS-247 Issue 2

Project number: G0M-1805-7401

Applicant: GWA Hygiene GmbH
 EUT Name: Hygiene-Monitoring-System
 Model: NosoEx Sensormodul
 Test Site: Eurofins Product Service GmbH
 Operator: Florian Voigt
 Test Conditions: Tnom: 22.1°C, Vnom: 3.0 VDC
 Antenna: Amplifier Research AT4560, Horizontal
 Measurement distance: 1 m converted to 3m
 Mode: TX; 2480MHz, GFSK, 1MBit, EUT ver
 Test Date: 2019-11-05
 Note:

Index 31

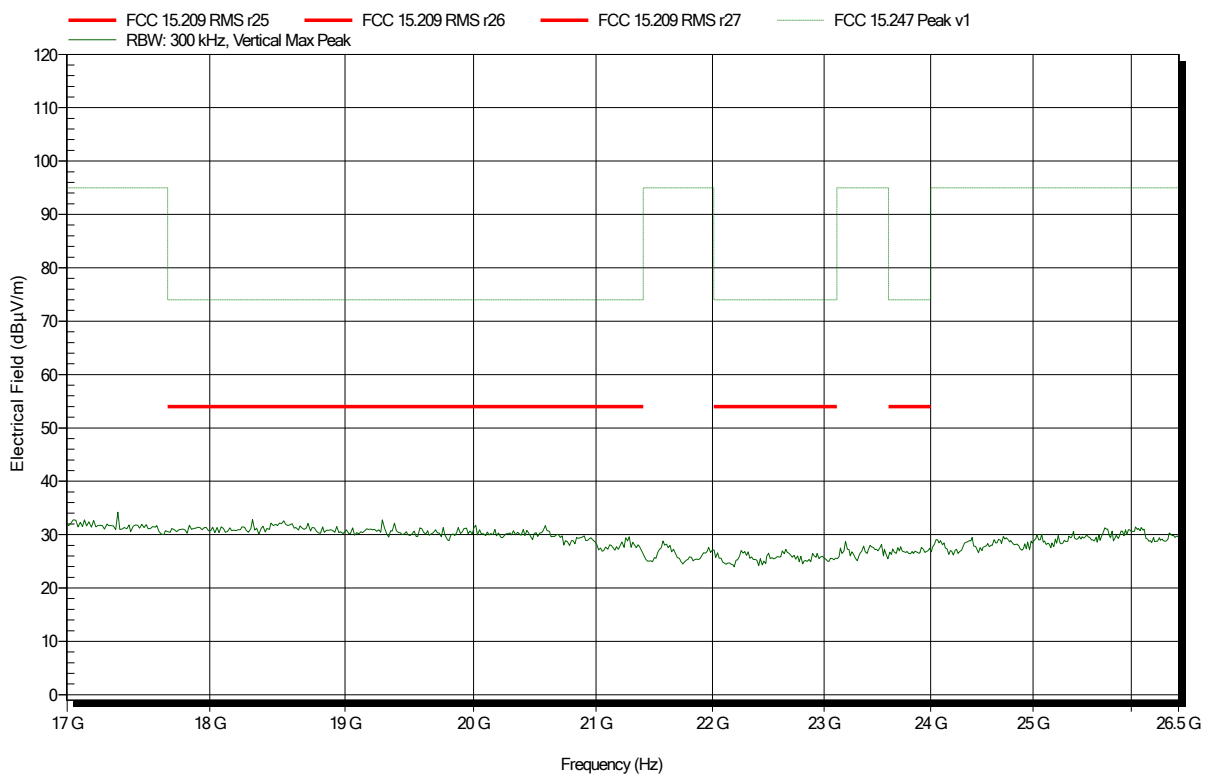


Spurious emissions according to FCC 47 e-CFR §15.247, RSS-247 Issue 2

Project number: G0M-1805-7401

Applicant: GWA Hygiene GmbH
 EUT Name: Hygiene-Monitoring-System
 Model: NosoEx Sensormodul
 Test Site: Eurofins Product Service GmbH
 Operator: Florian Voigt
 Test Conditions: Tnom: 22.1°C, Vnom: 3.0 VDC
 Antenna: Amplifier Research AT4560, Vertical
 Measurement distance: 1 m converted to 3m
 Mode: TX; 2480MHz, GFSK, 1MBit, EUT ver
 Test Date: 2019-11-05
 Note:

Index 30



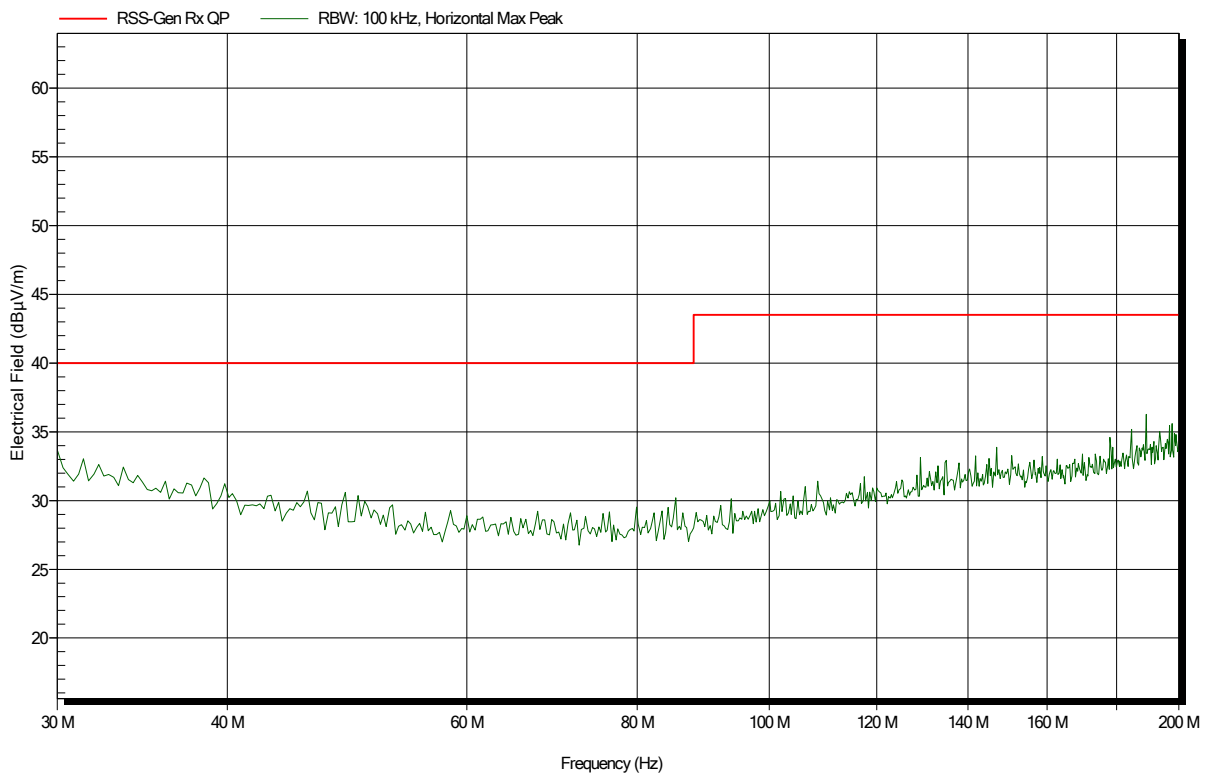
ANNEX B Receiver spurious emissions

Spurious emissions according to RSS-247 Issue 2

Project number: G0M-1805-7401

Applicant: GWA Hygiene GmbH
 EUT Name: Hygiene-Monitoring-System
 Model: NosoEx Sensormodul
 Test Site: Eurofins Product Service GmbH
 Operator: Florian Voigt
 Test Conditions: Tnom: 23.5°C, Vnom: 3.0 VDC
 Antenna: Rohde & Schwarz HK 116, Horizontal
 Measurement distance: 3 m
 Mode: RX; 2440MHz
 Test Date: 2019-11-05
 Note:

Index 1

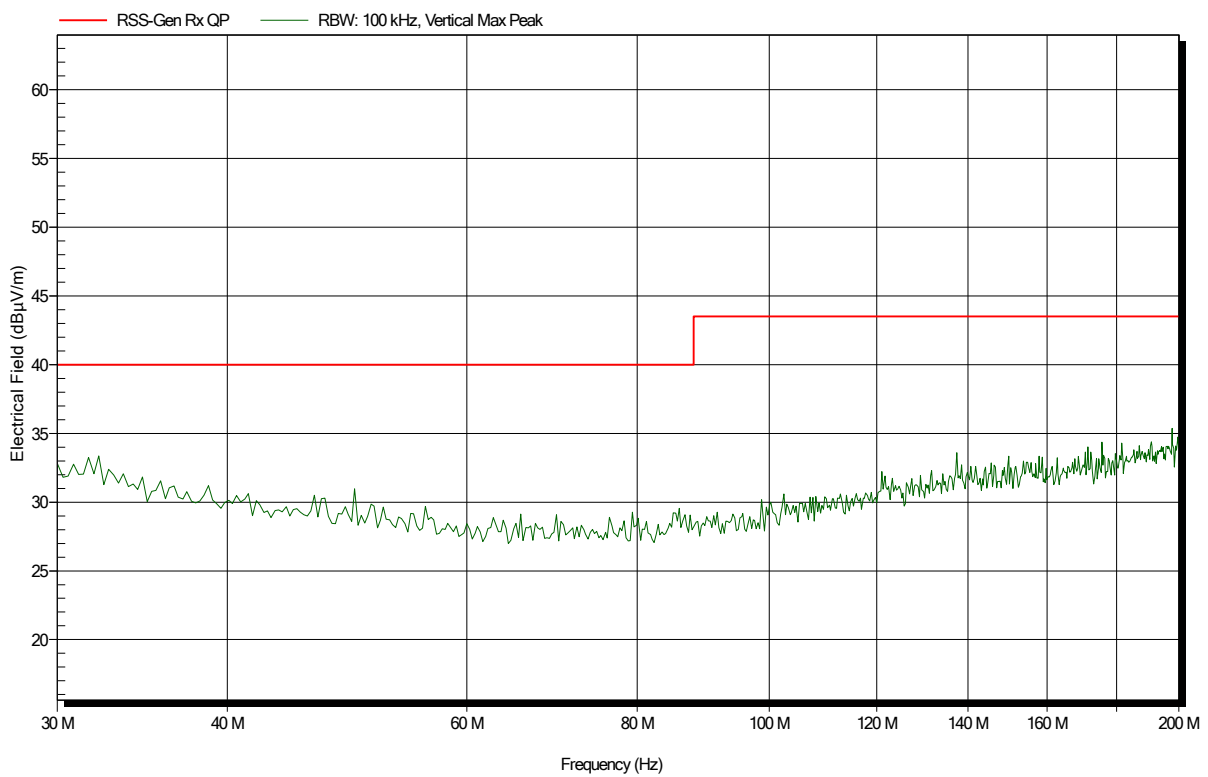


Spurious emissions according to RSS-247 Issue 2

Project number: G0M-1805-7401

Applicant: GWA Hygiene GmbH
 EUT Name: Hygiene-Monitoring-System
 Model: NosoEx Sensormodul
 Test Site: Eurofins Product Service GmbH
 Operator: Florian Voigt
 Test Conditions: Tnom: 23.5°C, Vnom: 3.0 VDC
 Antenna: Rohde & Schwarz HK 116, Vertical
 Measurement distance: 3 m
 Mode: RX; 2440MHz
 Test Date: 2019-11-05
 Note:

Index 2

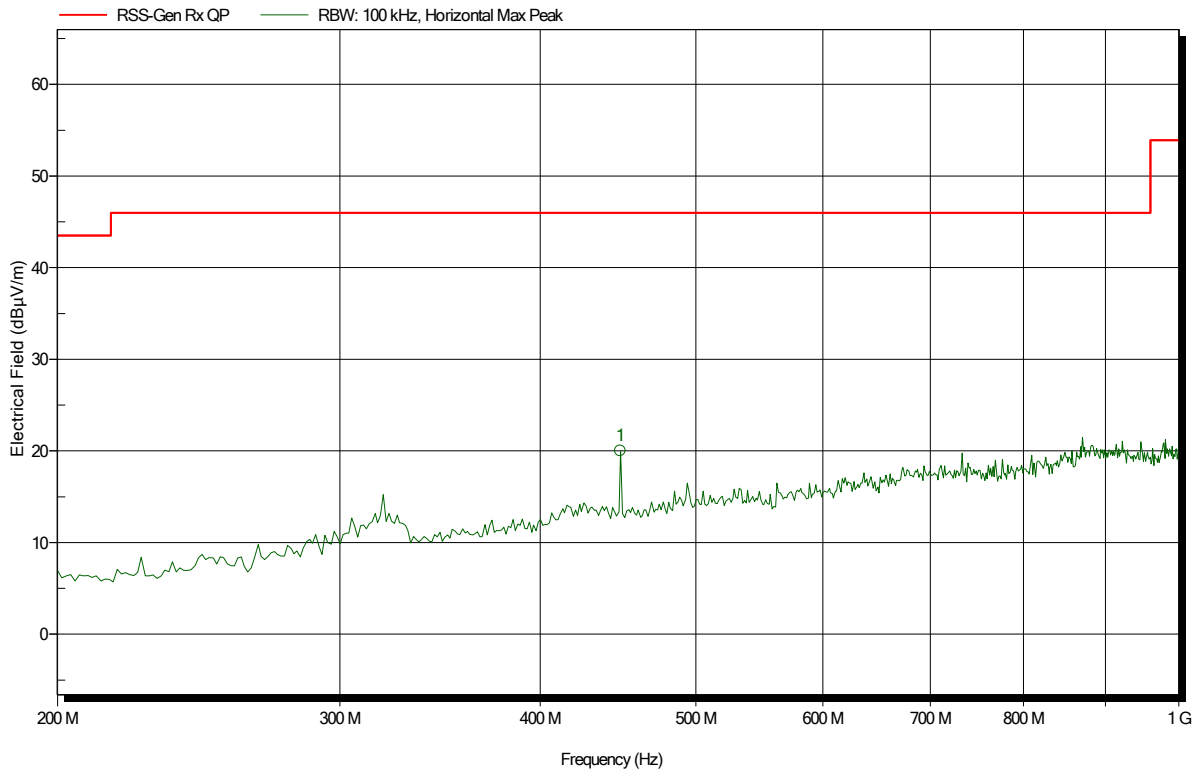


Spurious emissions according to RSS-247 Issue 2

Project number: G0M-1805-7401

Applicant: GWA Hygiene GmbH
 EUT Name: Hygiene-Monitoring-System
 Model: NosoEx Sensormodul
 Test Site: Eurofins Product Service GmbH
 Operator: Florian Voigt
 Test Conditions: Tnom: 23.5°C, Vnom: 3.0 VDC
 Antenna: Rohde & Schwarz HL 223, Horizontal
 Measurement distance: 3 m
 Mode: RX; 2440MHz
 Test Date: 2019-11-05
 Note:

Index 4



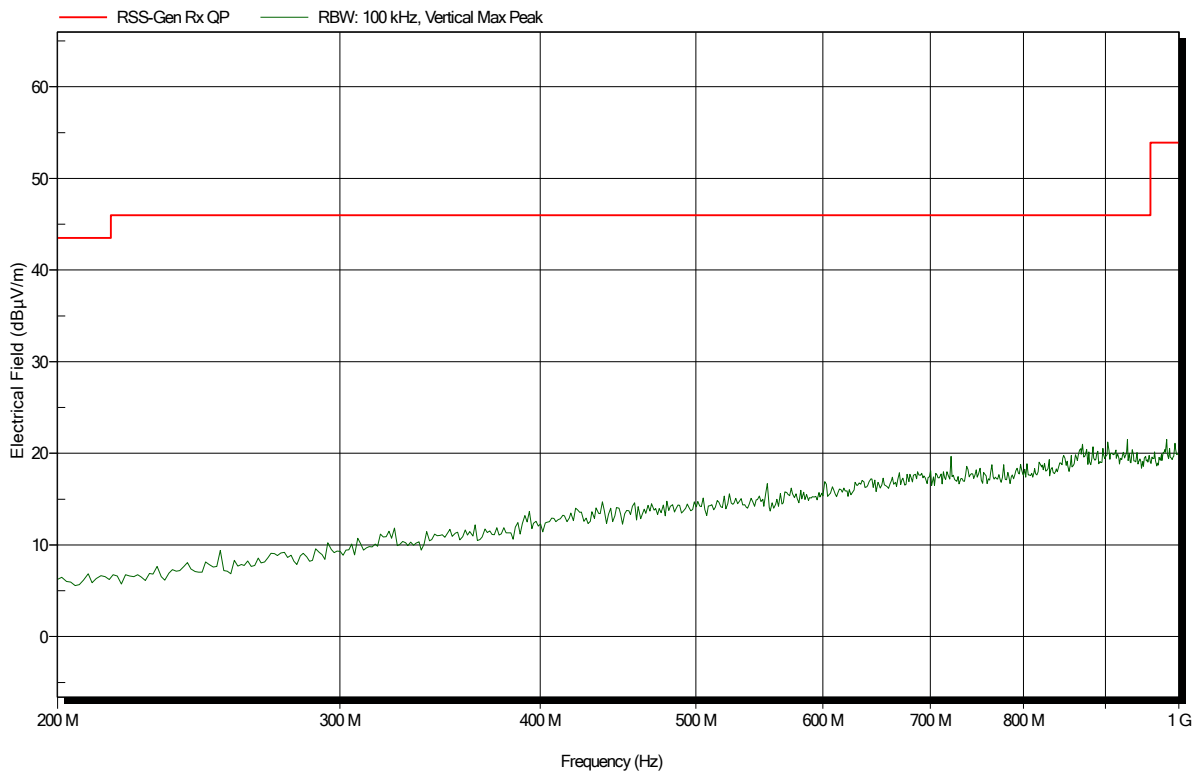
Frequency	Peak	Peak Limit	Peak Difference	Status	Angle	Height
448.718 MHz	20.01 dBµV/m	46 dBµV/m	-25.99 dB	Pass	292 Degree	1.2 m

Spurious emissions according to RSS-247 Issue 2

Project number: G0M-1805-7401

Applicant: GWA Hygiene GmbH
 EUT Name: Hygiene-Monitoring-System
 Model: NosoEx Sensormodul
 Test Site: Eurofins Product Service GmbH
 Operator: Florian Voigt
 Test Conditions: Tnom: 23.5°C, Vnom: 3.0 VDC
 Antenna: Rohde & Schwarz HL 223, Vertical
 Measurement distance: 3 m
 Mode: RX; 2440MHz
 Test Date: 2019-11-05
 Note:

Index 3

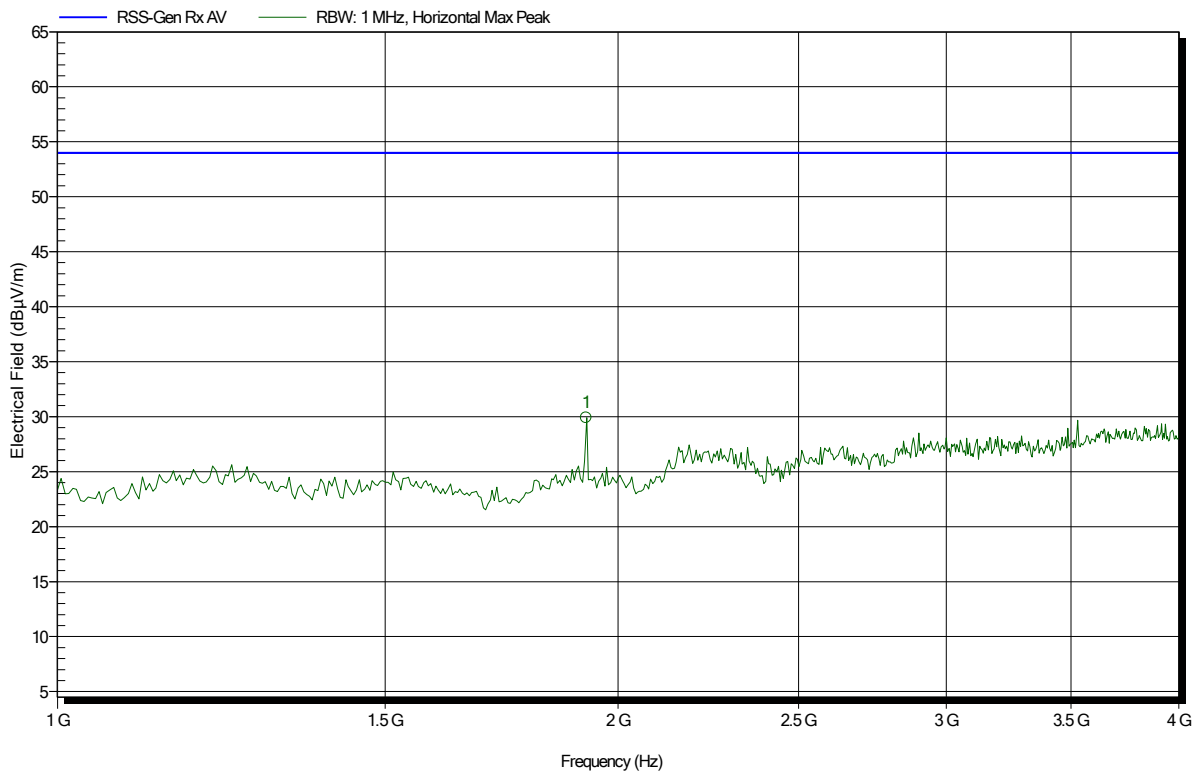


Spurious emissions according to RSS-247 Issue 2

Project number: G0M-1805-7401

Applicant: GWA Hygiene GmbH
 EUT Name: Hygiene-Monitoring-System
 Model: NosoEx Sensormodul
 Test Site: Eurofins Product Service GmbH
 Operator: Florian Voigt
 Test Conditions: Tnom: 23.5°C, Vnom: 3.0 VDC
 Antenna: Schwarzbeck BBHA 9120D, Horizontal
 Measurement distance: 1 m
 Mode: RX; 2440MHz
 Test Date: 2019-11-05
 Note:

Index 8



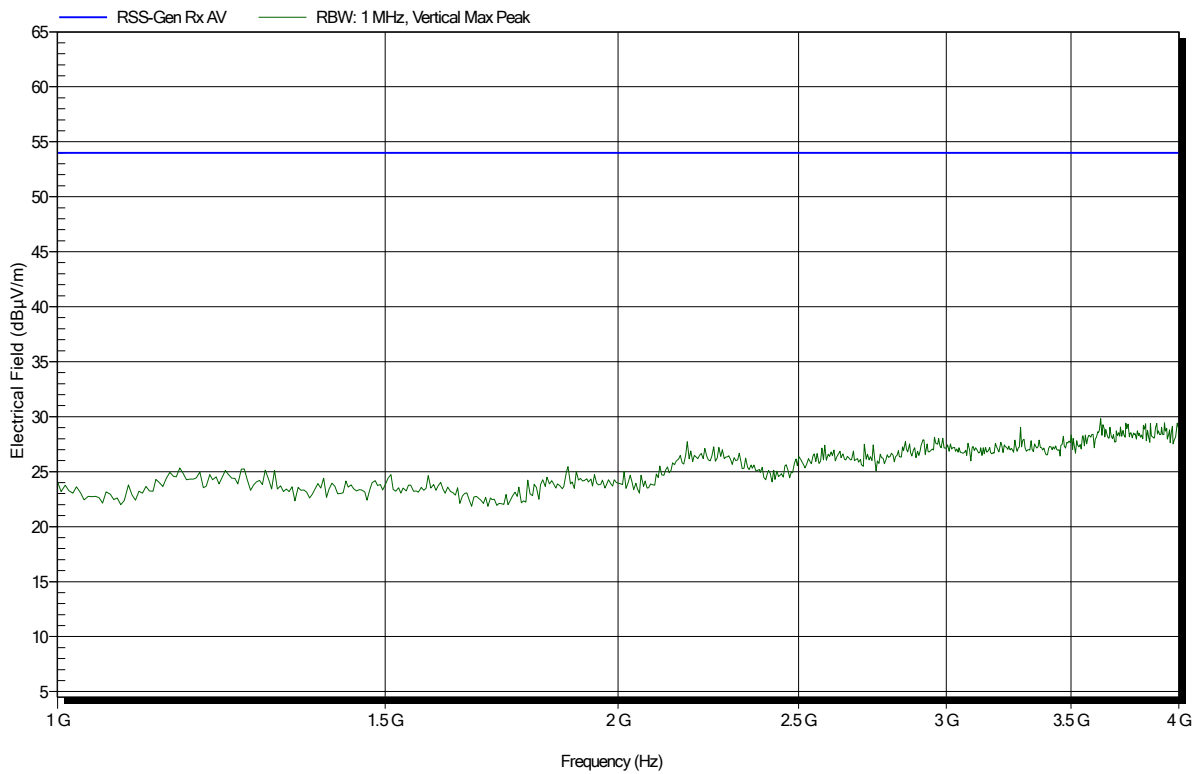
Frequency	Peak	Peak Limit	Peak Difference	Peak Status
1.923 GHz	29.9 dBµV/m	53.98 dBµV/m	-24.08 dB	Pass

Spurious emissions according to RSS-247 Issue 2

Project number: G0M-1805-7401

Applicant: GWA Hygiene GmbH
 EUT Name: Hygiene-Monitoring-System
 Model: NosoEx Sensormodul
 Test Site: Eurofins Product Service GmbH
 Operator: Florian Voigt
 Test Conditions: Tnom: 23.5°C, Vnom: 3.0 VDC
 Antenna: Schwarzbeck BBHA 9120D, Vertical
 Measurement distance: 1 m
 Mode: RX; 2440MHz
 Test Date: 2019-11-05
 Note:

Index 5

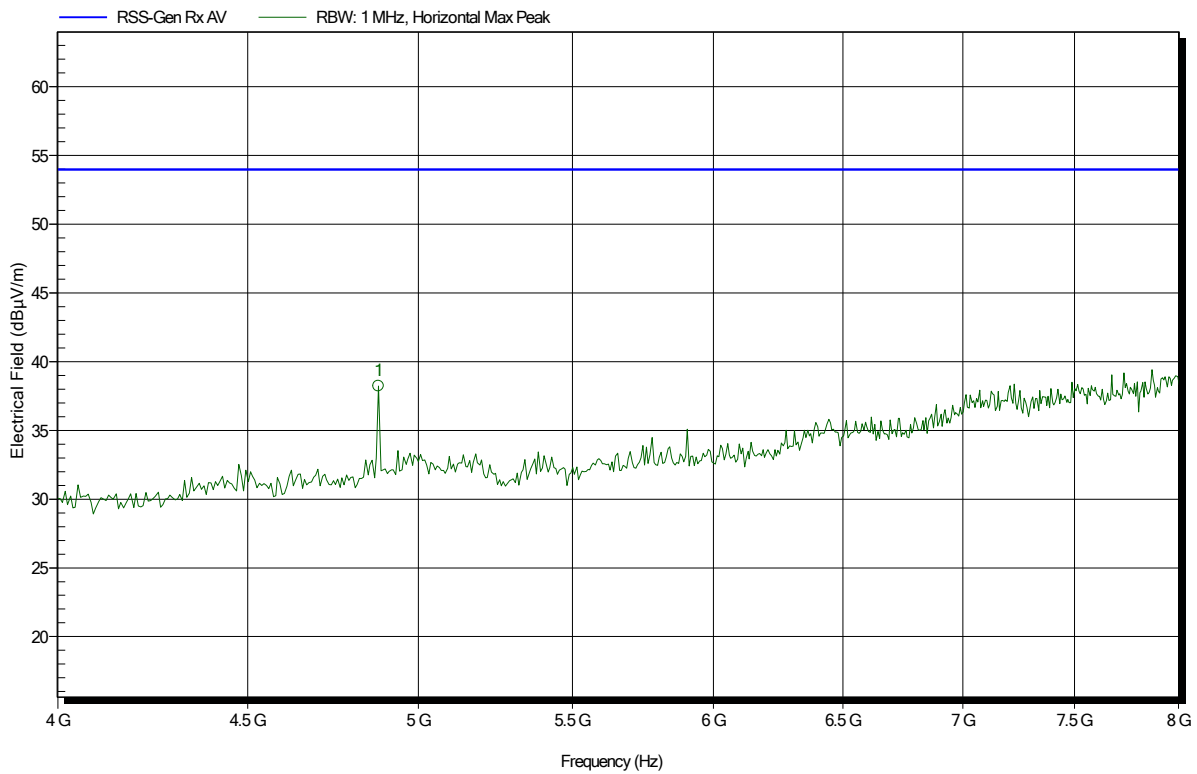


Spurious emissions according to RSS-247 Issue 2

Project number: G0M-1805-7401

Applicant: GWA Hygiene GmbH
 EUT Name: Hygiene-Monitoring-System
 Model: NosoEx Sensormodul
 Test Site: Eurofins Product Service GmbH
 Operator: Florian Voigt
 Test Conditions: Tnom: 23.5°C, Vnom: 3.0 VDC
 Antenna: Schwarzbeck BBHA 9120D, Horizontal
 Measurement distance: 1 m
 Mode: RX; 2440MHz
 Test Date: 2019-11-05
 Note:

Index 9



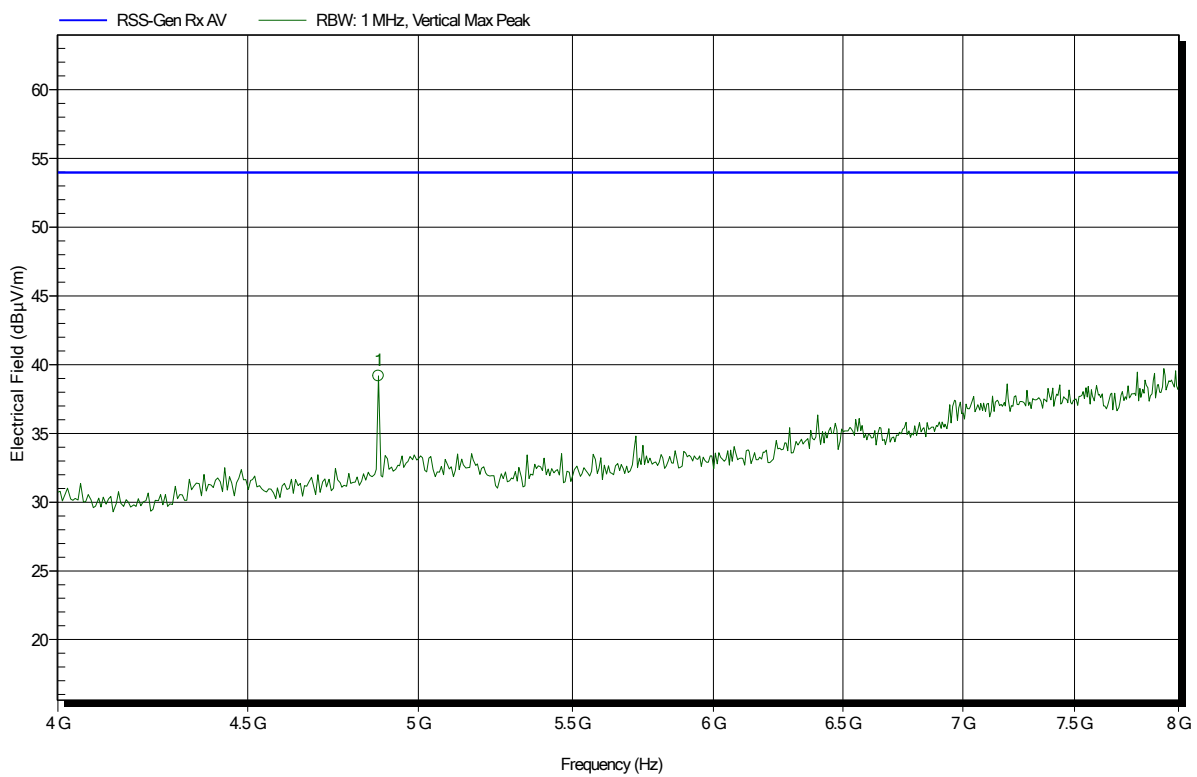
Frequency	Peak	Peak Limit	Peak Difference	Peak Status
4.878 GHz	38.22 dBµV/m	53.98 dBµV/m	-15.76 dB	Pass

Spurious emissions according to RSS-247 Issue 2

Project number: G0M-1805-7401

Applicant: GWA Hygiene GmbH
 EUT Name: Hygiene-Monitoring-System
 Model: NosoEx Sensormodul
 Test Site: Eurofins Product Service GmbH
 Operator: Florian Voigt
 Test Conditions: Tnom: 23.5°C, Vnom: 3.0 VDC
 Antenna: Schwarzbeck BBHA 9120D, Vertical
 Measurement distance: 1 m
 Mode: RX; 2440MHz
 Test Date: 2019-11-05
 Note:

Index 6



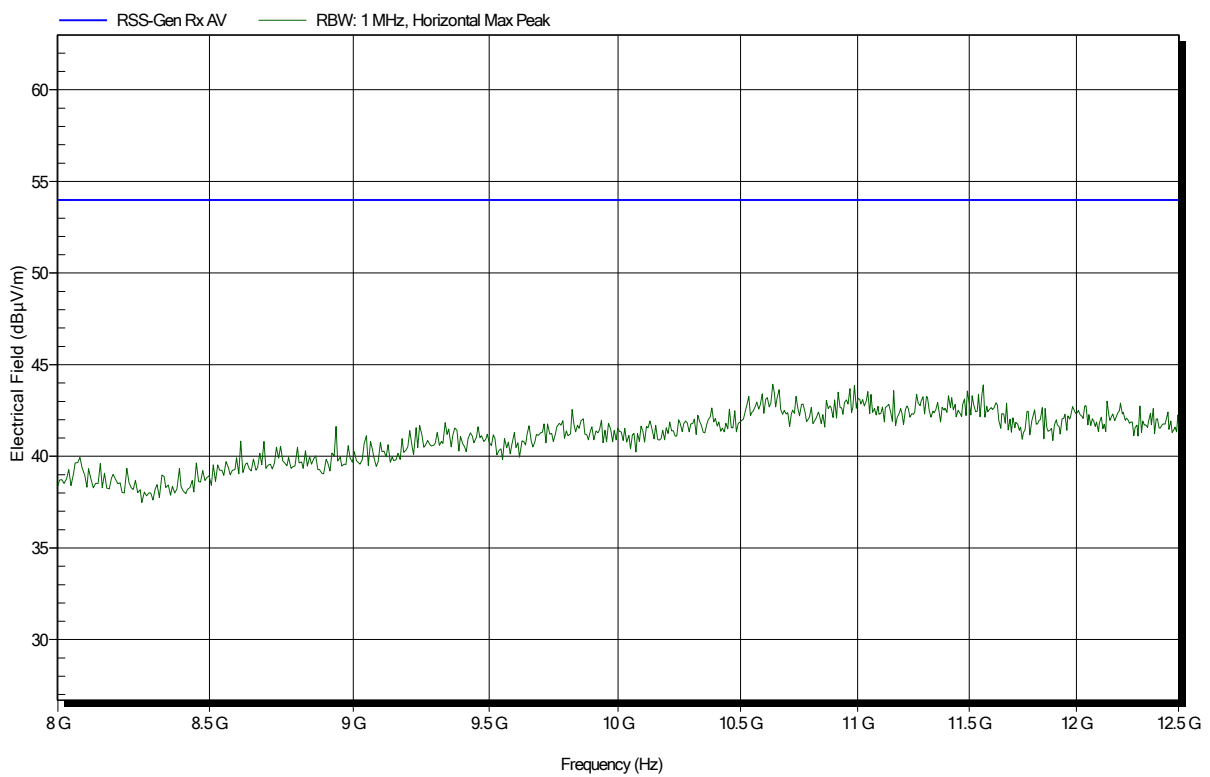
Frequency	Peak	Peak Limit	Peak Difference	Peak Status
4.878 GHz	39.19 dBµV/m	53.98 dBµV/m	-14.79 dB	Pass

Spurious emissions according to RSS-247 Issue 2

Project number: G0M-1805-7401

Applicant: GWA Hygiene GmbH
 EUT Name: Hygiene-Monitoring-System
 Model: NosoEx Sensormodul
 Test Site: Eurofins Product Service GmbH
 Operator: Florian Voigt
 Test Conditions: Tnom: 23.5°C, Vnom: 3.0 VDC
 Antenna: Schwarzbeck BBHA 9120D, Horizontal
 Measurement distance: 1 m converted to 3m
 Mode: RX; 2440MHz
 Test Date: 2019-11-05
 Note:

Index 10



Spurious emissions according to RSS-247 Issue 2

Project number: G0M-1805-7401

Applicant: GWA Hygiene GmbH
 EUT Name: Hygiene-Monitoring-System
 Model: NosoEx Sensormodul
 Test Site: Eurofins Product Service GmbH
 Operator: Florian Voigt
 Test Conditions: Tnom: 23.5°C, Vnom: 3.0 VDC
 Antenna: Schwarzbeck BBHA 9120D, Vertical
 Measurement distance: 1 m converted to 3m
 Mode: RX; 2440MHz
 Test Date: 2019-11-05
 Note:

Index 7

