
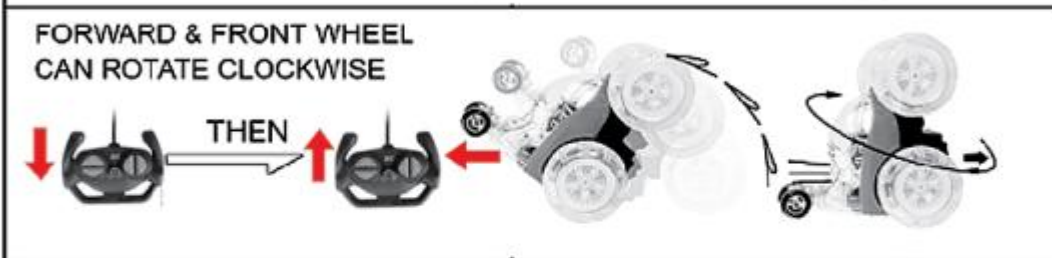
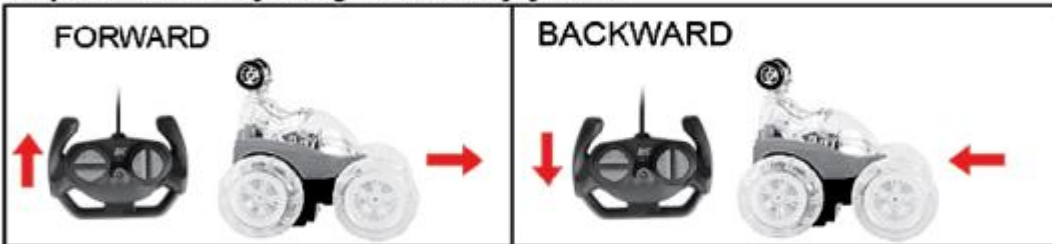


INSTRUCTIONS

1. Fully extend the antenna of the controller.
2. Turn on the power switch of the controller and car.
3. Operate the car by using the control joy sticks.



Caution

1. Do not throw batteries into fire. Otherwise, batteries may explode or leak.
2. Do not mix new and old batteries.
3. Do not mix different types of batteries such as carbon-zinc, alkaline or rechargeable.
4. It's suggested to use batteries of the same brand or the same type.
5. As small parts may cause choking danger, battery replacement should be done by an adult.
6. Note polarity when installing the batteries to avoid short circuit.
7. Do not leave exhausted batteries in the product. When necessary replace the batteries with new ones.
8. Do not charge batteries that are not rechargeable.
9. If rechargeable battery is used, remove it from the product before charging.
10. Please keep this packaging box as they contain important information about the product.

changes or modifications not expressly approved by the party responsible for compliance could void the user's authority to operate the equipment.

This equipment has been tested and found to comply with the limits for a Class B digital device, pursuant to Part 15 of the FCC Rules. These limits are designed to provide reasonable protection against harmful interference in a residential installation. This equipment generates, uses and can radiate radio frequency energy and, if not installed and used in accordance with the instructions, may cause harmful interference to radio communications. However, there is no guarantee that interference will not occur in a particular installation.

If this equipment does cause harmful interference to radio or television reception, which can be determined by turning the equipment off and on, the user is encouraged to try to correct the interference by one or more of the following measures:

- Reorient or relocate the receiving antenna.
- Increase the separation between the equipment and receiver.
- Connect the equipment into an outlet on a circuit different from that to which the receiver is connected.
- Consult the dealer or an experienced radio/TV technician for help.