

Annex 3: Test setup photographs to
TEST REPORT
No.: 19-1-0061702T02a

According to:
FCC Regulations Part 15B
Part 15.109 ,Class B

ISED-Regulations
RSS-Gen, Issue 5

for

Sewio Networks s.r.o.

Anchor Vista OmniLight
Anchor

FCC ID: 2ATZ8-SWA07-00

Laboratory Accreditation and Listings



Accredited EMC-Test Laboratory

accredited according to DIN EN ISO/IEC 17025

CETECOM GmbH


Laboratory Radio Communications & Electromagnetic Compatibility
Im Teelbruch 116 • 45219 Essen • Germany
Registered in Essen, Germany, Reg. No.: HRB Essen 8984
Tel.: + 49 (0) 20 54 / 95 19-954 • Fax: + 49 (0) 20 54 / 95 19-964
E-mail: info@cetecom.com • Internet: www.cetecom.com

TABLE OF CONTENTS:


1. RADIATED RF-MEASUREMENTS SET-UPS	3
1.1. Radiated Field Strength Emissions - 30 MHz to 1 GHz	3
1.2. Radiated Field Strength Emissions – above 1 GHz	4

1. Radiated RF-Measurements Set-ups

1.1. Radiated Field Strength Emissions - 30 MHz to 1 GHz




Photograph 1: test setup in Semi Anechoic Chamber, close view, EUT




Photograph 2: test setup in Semi Anechoic Chamber, overall view, EUT A

1.2. Radiated Field Strength Emissions – above 1 GHz



Photograph 3: test setup in Full Anechoic Chamber, overall view, EUT A



Photograph 4: test setup in Full Anechoic Chamber, close view, EUT