

The E-label information

A. Access to the required information on the e-label

1. Users are able to access the information in no more than three steps in a device's menu. The actual steps are:

To access the e-label information, in the device,

Choose: Settings > About phone > Authentication information

No special access codes or permissions are required to go through the above steps beyond entering a user defined password to protect against unauthorized access to the device.

2. The information is stored on the device, no special accessories or supplemental plug-ins (e.g., a SIM/USIM card) are required to access the information.

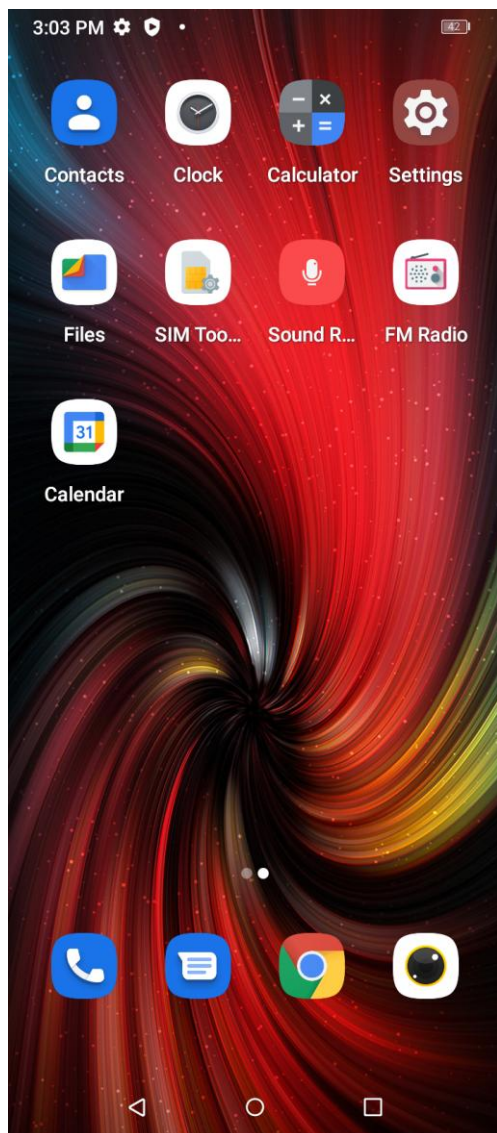
Yes

3. Users are provided specific instructions on how to access the information.

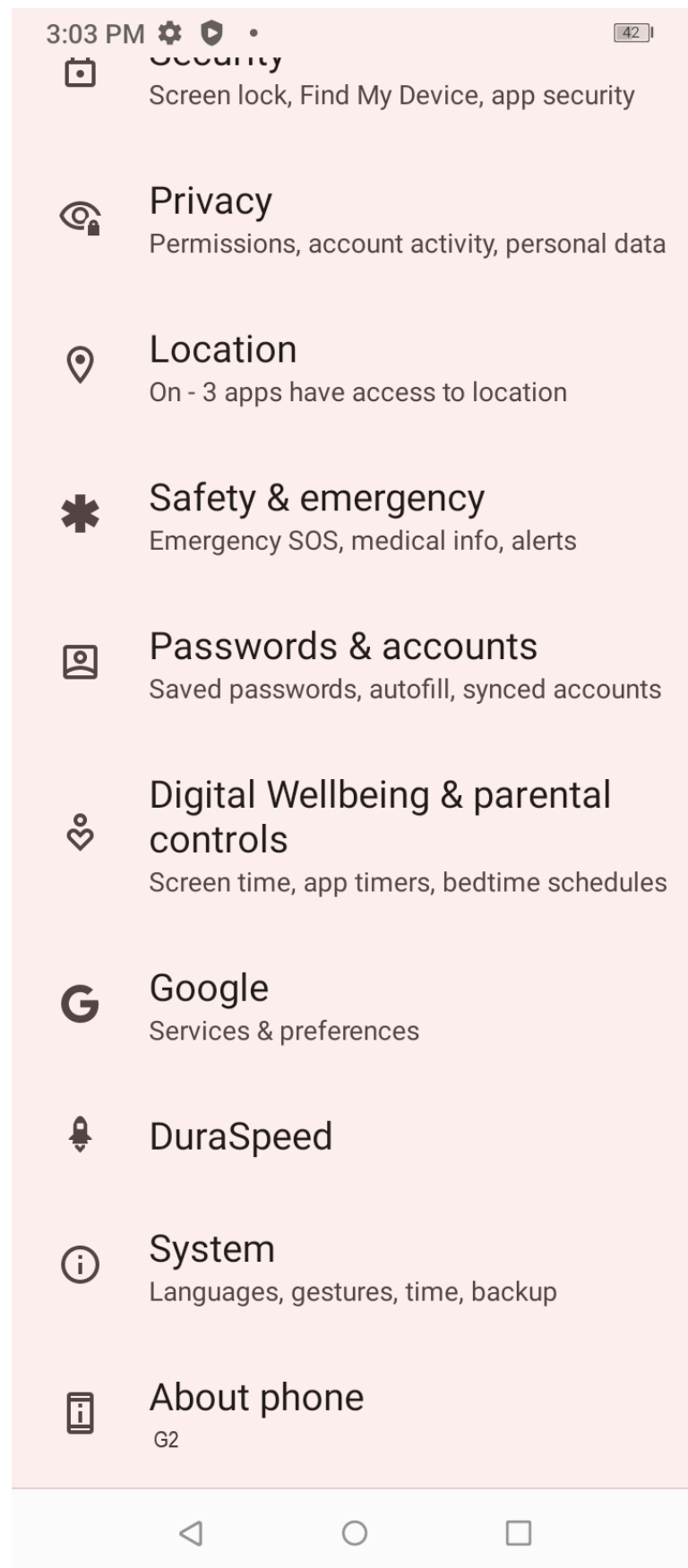
The information to the user is provided in the E-label Info document.

Detailed as follows:

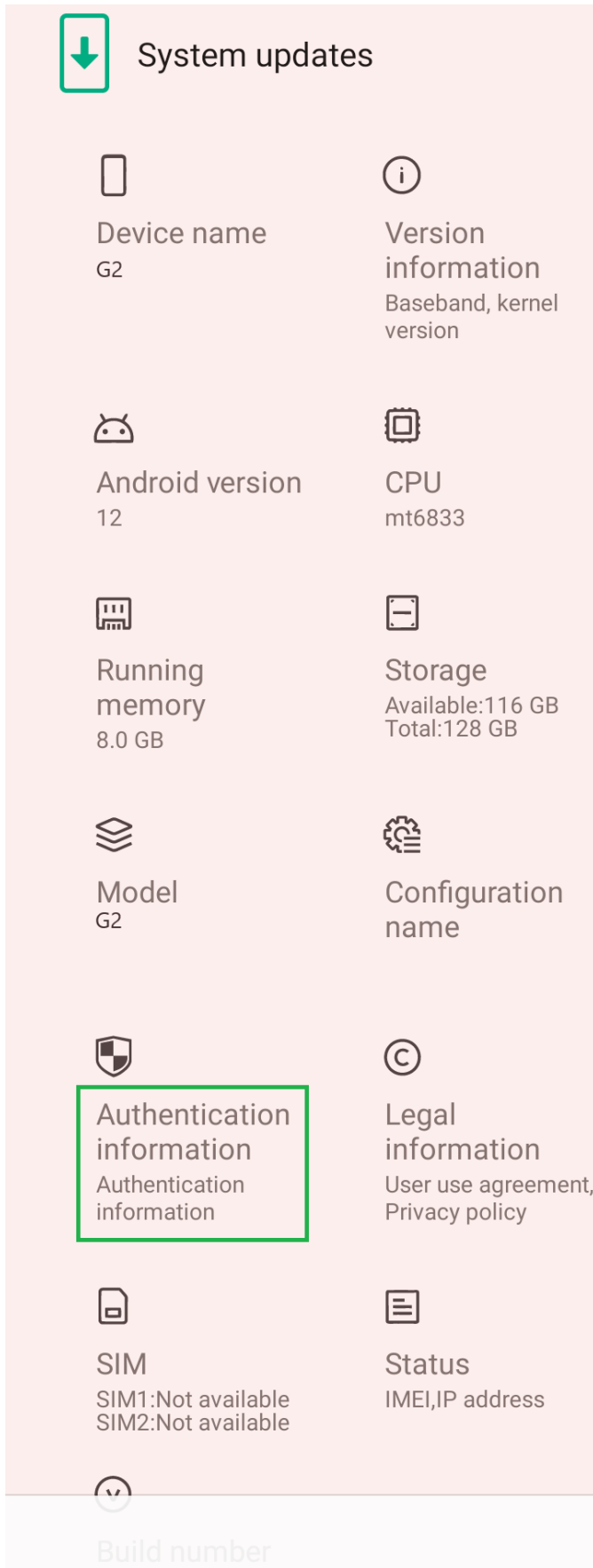
Scroll through the menu to find and select Settings
















Scroll down in Settings to find and select About phone



Scroll down in Settings to find and select Authentication information



The screenshot shows the 'System updates' settings page. At the top, there is a green square icon with a downward arrow. Below it, the title 'System updates' is displayed. The page contains a grid of settings items, each with an icon, a title, and a value. The 'Authentication information' item is highlighted with a green border. At the bottom, there is a 'Build number' item which is dimmed.

Icon	Setting Name	Value
	Device name	G2
	Version information	Baseband, kernel version
	Android version	12
	CPU	mt6833
	Running memory	8.0 GB
	Storage	Available:116 GB Total:128 GB
	Model	G2
	Configuration name	
	Authentication information	Authentication information
	Legal information	User use agreement, Privacy policy
	SIM	SIM1:Not available SIM2:Not available
	Status	IMEI,IP address
	Build number	

The e-label will display Regulatory information

Regulatory labels

Europe&UK

Certification No.: XXXXXXXX
DIRECTIVE 2014/53/EU
EU TYPE EXAMINATION CERTIFICATE
NOTIFIED BODY: 1313
Attestation Number: XXXXXXXXXXXXXXXX



US

FCC ID: 2ATZ4-G2C2G3

Japan



電波法により5.2GHz帯および5.3GHz帯 (M52/M53)
の屋外利用は禁止されています

警告:
航空機内での使用については
航空会社の指示に従ってください

Canada

IC: 26074-G2C2G3
HVIN: G2239D-MR-V
TAC Identifier: XXXXXXXX
Certification No.: 26074-G2C2G3

OK

B. Labeling for Importation and Purchasing

1. Products utilizing e-labels are required to have a physical label on the product at the time of importation, marketing and sales. For devices imported in bulk and not packaged individually, a removable adhesive label or, for devices in protective bags, a label on the bags is acceptable for this purpose. Any removable label shall be of a type intended to survive normal shipping and handling and must only be removed by the customer after purchase. For devices imported already in individual packages ready for sale, the information may alternatively be provided on the package. It shall contain:
 1. The FCC ID and/or the DoC logo (if applicable); and
 2. Any other information required by specific rule to be provided on the surface of the product unless such information is permitted to be included in the User' s manual or other packaging inserts.

C. Other considerations

1. The above information must be programmed by the responsible party and the information must be secured in such a manner that third-parties cannot modify it.

The e-label information is pre-programmed by the grantee. The user cannot modify the e-label information.