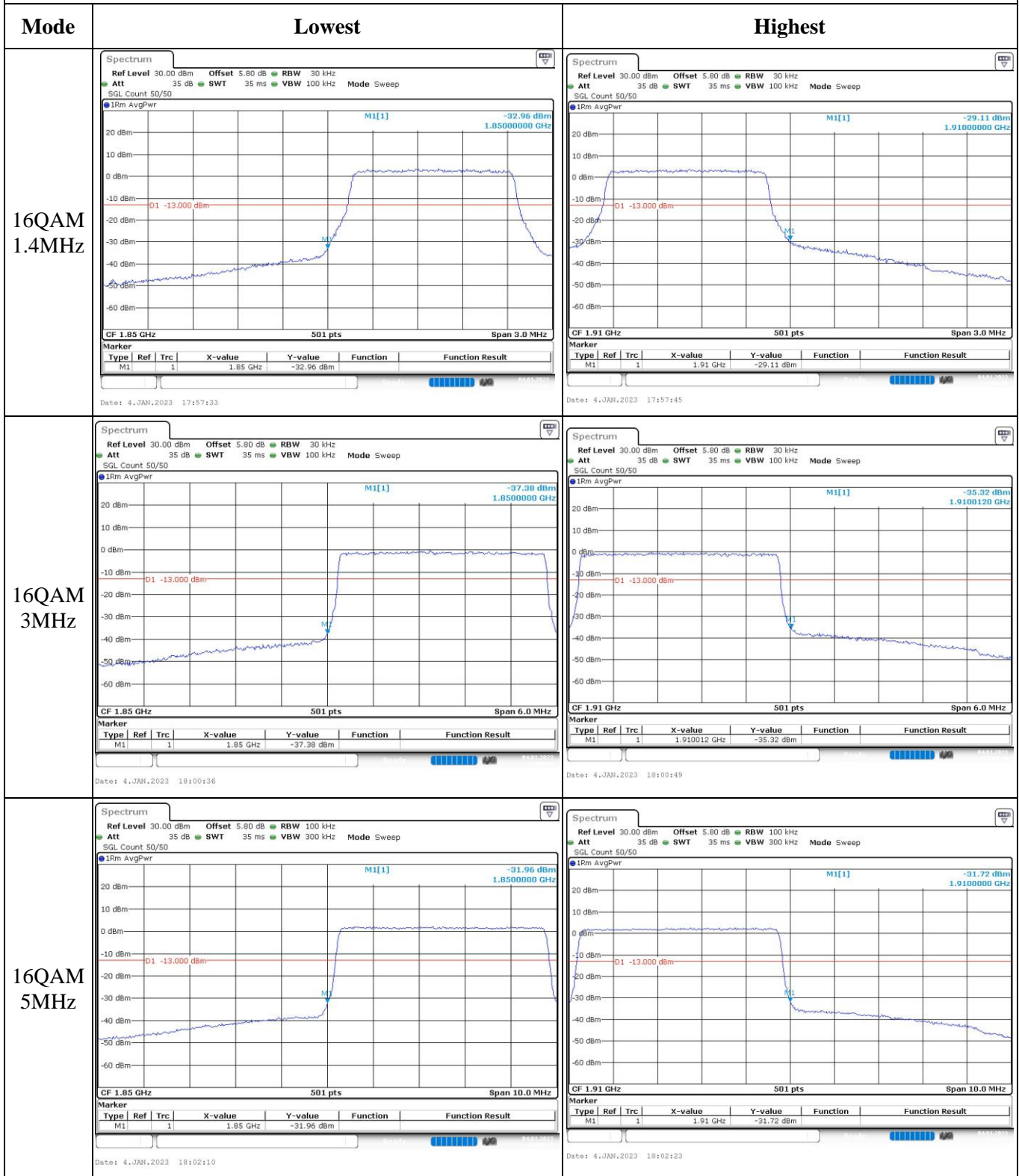
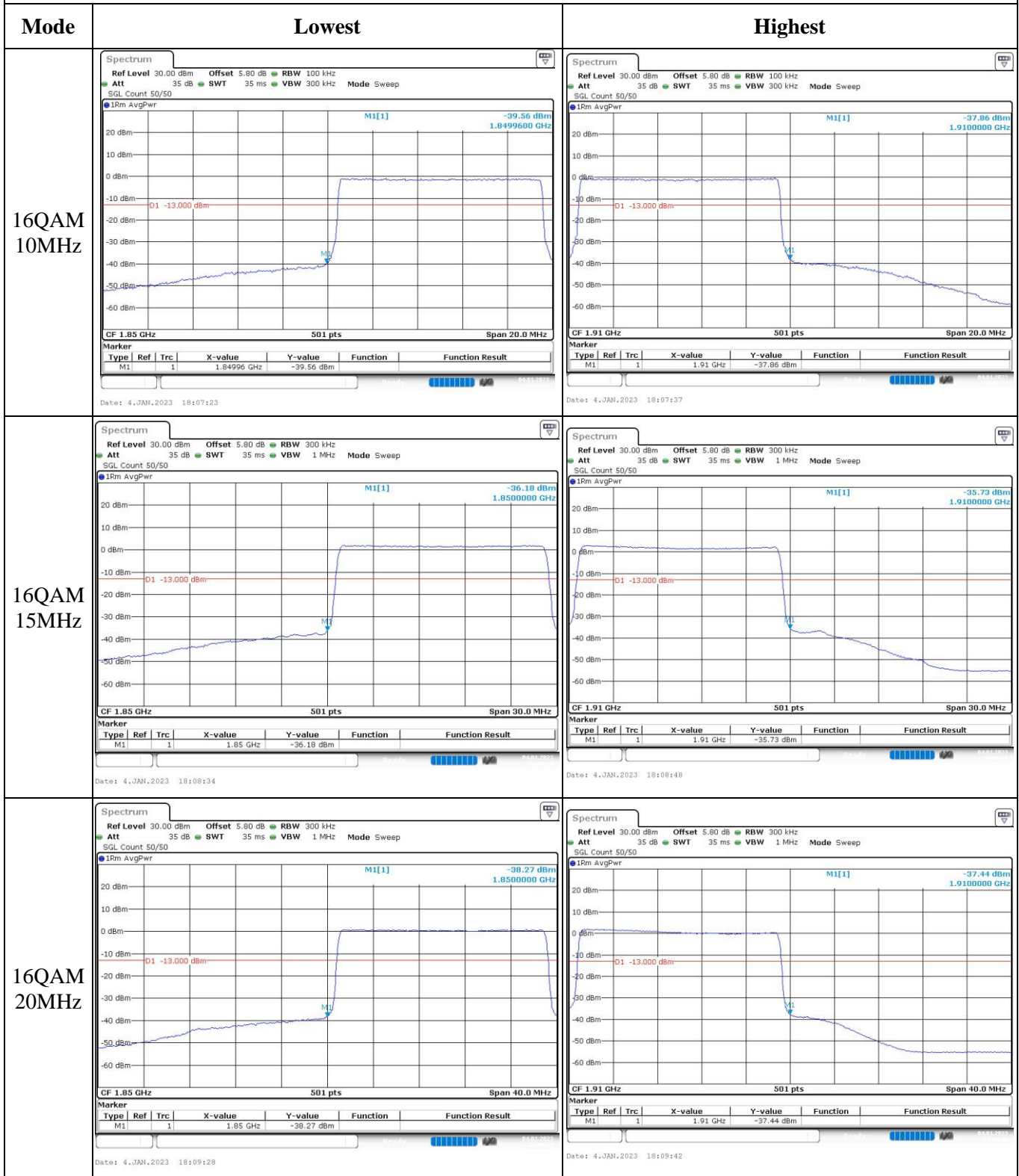


Out of band emission, Band Edge



Out of band emission, Band Edge



4.6 Antenna Port Test Data and Results for LTE Band 5

Serial Number:	1X1D	Test Date:	2023/1/4~2023/1/12
Test Site:	RF	Test Mode:	Transmitting
Tester:	George Chen	Test Result:	Pass

Environmental Conditions:

Temperature: (°C)	21.3~24.8	Relative Humidity: (%)	38~55	ATM Pressure: (kPa)	101.1~101.9
----------------------	-----------	---------------------------	-------	------------------------	-------------

Test Equipment List and Details:

Manufacturer	Description	Model	Serial Number	Calibration Date	Calibration Due Date
R&S	Spectrum Analyzer	FSV40	101474	2022/7/15	2023/7/14
zhuoxiang	Coaxial Cable	SMA-178	211001	Each time	N/A
YINSAIGE	Coaxial Cable	SS402	SJ0100001	Each time	N/A
Mini-Circuits	DC Block	BLK-18-S+	1554403	Each time	N/A
Weinschel	Power Splitter	1515	RA914	Each time	N/A
R&S	Wideband Radio Communication Tester	CMW500	149218	2022/4/6	2023/4/5
BACL	TEMP&HUMI Test Chamber	BTH-150-40	30174	2022-/9/29	2023/9/28
UNI-T	Multimeter	UT39A+	C210582554	N/A	N/A
ZHAOXIN	DC Power Supply	RXN-6010D	21R6010D0912386	2022/7/15	2023/7/14

* Statement of Traceability: China Certification ICT Co., Ltd (Dongguan) attests that all calibrations have been performed, traceable to National Primary Standards and International System of Units (SI).

Test Frequency For Each Mode:

Operation Bandwidth	Lowest Frequency (MHz)	Middle Frequency (MHz)	Highest Frequency (MHz)
1.4MHz	824.7	836.5	848.3
3MHz	825.5	836.5	847.5
5MHz	826.5	836.5	846.5
10MHz	829	836.5	844

Test Data:**RF Output Power:**

Test Bandwidth & Modulation	Resource Block & RB offset	Conducted Average Output Power(dBm)			Maximum ERP (dBm)	ERP Limit (dBm)
		Lowest Channel	Middle Channel	Highest Channel		
1.4MHz QPSK	RB1#0	24.77	23.79	23.77	21.43	38.45
	RB1#3	24.93	23.94	23.94		
	RB1#5	24.78	23.76	23.28		
	RB3#0	24.84	23.83	23.34		
	RB3#3	24.85	23.81	23.38		
	RB6#0	22.87	22.85	22.38		
1.4MHz 16QAM	RB1#0	22.8	22.92	22.32	19.59	38.45
	RB1#3	22.92	23.09	22.48		
	RB1#5	22.8	22.9	22.34		
	RB3#0	23.02	22.81	22.44		
	RB3#3	23	22.81	22.44		
	RB6#0	21.88	21.88	21.3		
3MHz QPSK	RB1#0	23.43	23.37	23.43	19.93	38.45
	RB1#8	23.38	23.35	23.35		
	RB1#14	23.42	23.4	23.27		
	RB6#0	22.42	22.32	22.04		
	RB6#9	22.36	22.37	21.98		
	RB15#0	22.4	22.37	21.88		
3MHz 16QAM	RB1#0	22.55	22.43	22.48	19.06	38.45
	RB1#8	22.49	22.35	22.39		
	RB1#14	22.56	22.37	22.42		
	RB6#0	21.42	21.25	20.93		
	RB6#9	21.4	21.33	20.9		
	RB15#0	21.36	21.42	20.94		
5MHz QPSK	RB1#0	23.34	23.3	23.29	19.92	38.45
	RB1#13	23.42	23.39	23.4		
	RB1#24	23.32	23.35	23.29		
	RB15#0	22.46	22.35	22.39		
	RB15#10	22.38	22.4	22.17		
	RB25#0	22.38	22.37	21.99		
5MHz 16QAM	RB1#0	22.24	22.6	21.92	19.16	38.45
	RB1#13	22.33	22.66	21.98		
	RB1#24	22.22	22.58	21.89		
	RB15#0	21.5	21.36	21.01		
	RB15#10	21.45	21.39	20.91		
	RB25#0	21.43	21.35	20.95		
10MHz QPSK	RB1#0	23.47	23.36	23.36	20.04	38.45
	RB1#25	23.54	23.42	23.39		
	RB1#49	23.38	23.24	22.92		

	RB25#0	22.47	22.34	22.15		
	RB25#25	22.47	22.44	21.87		
	RB50#0	22.51	22.44	21.97		
10MHz 16QAM	RB1#0	22.56	22.23	22.42	19.27	38.45
	RB1#25	22.77	22.31	22.6		
	RB1#49	22.48	22.15	22.44		
	RB25#0	21.54	21.48	21.1		
	RB25#25	21.48	21.52	20.99		
	RB50#0	21.49	21.44	21		

Note:

ERP= Conducted Power(dBm) - Lc(dB) + Gr(dBd)

Gr(dBd)=Gr(dBi)-2.15

Result:**Pass****Peak-to-average Ratio(PAR)**

Test Bandwidth & Modulation	Resource Block & RB offset	Peak-to-average Ratio(dB)			Limit(dB)
		Lowest Channel	Middle Channel	Highest Channel	
10MHz QPSK	RB1#0	3.91	5.07	4.43	13
	RB50#0	5.07	5.13	5.13	13
10MHz 16QAM	RB1#0	4.7	5.88	5.39	13
	RB50#0	6.03	6.03	6.06	13
Result:					Pass

Occupied Bandwidth

Operation Mode	99% Occupied Bandwidth (MHz)			26 dB Occupied Bandwidth (MHz)		
	Low Channel	Middle channel	High Channel	Low Channel	Middle Channel	High Channel
1.4MHz QPSK	1.096	1.102	1.102	1.296	1.314	1.284
1.4MHz 16QAM	1.108	1.09	1.102	1.32	1.284	1.296
3MHz QPSK	2.683	2.683	2.683	2.892	2.868	2.88
3MHz 16QAM	2.683	2.683	2.683	2.88	2.892	2.88
5MHz QPSK	4.531	4.511	4.531	5.64	4.94	5.84
5MHz 16QAM	4.531	4.511	4.491	4.94	4.98	5.54
10MHz QPSK	8.942	8.942	8.982	9.56	9.6	9.6
10MHz 16QAM	8.982	8.942	8.942	9.56	9.6	9.56

Note: The test plots please refer to the Plots of Occupied Bandwidth

Spurious Emissions at Antenna Terminal**Result:****Pass, Please refer to the test plots of Spurious Emissions at Antenna Terminal.**

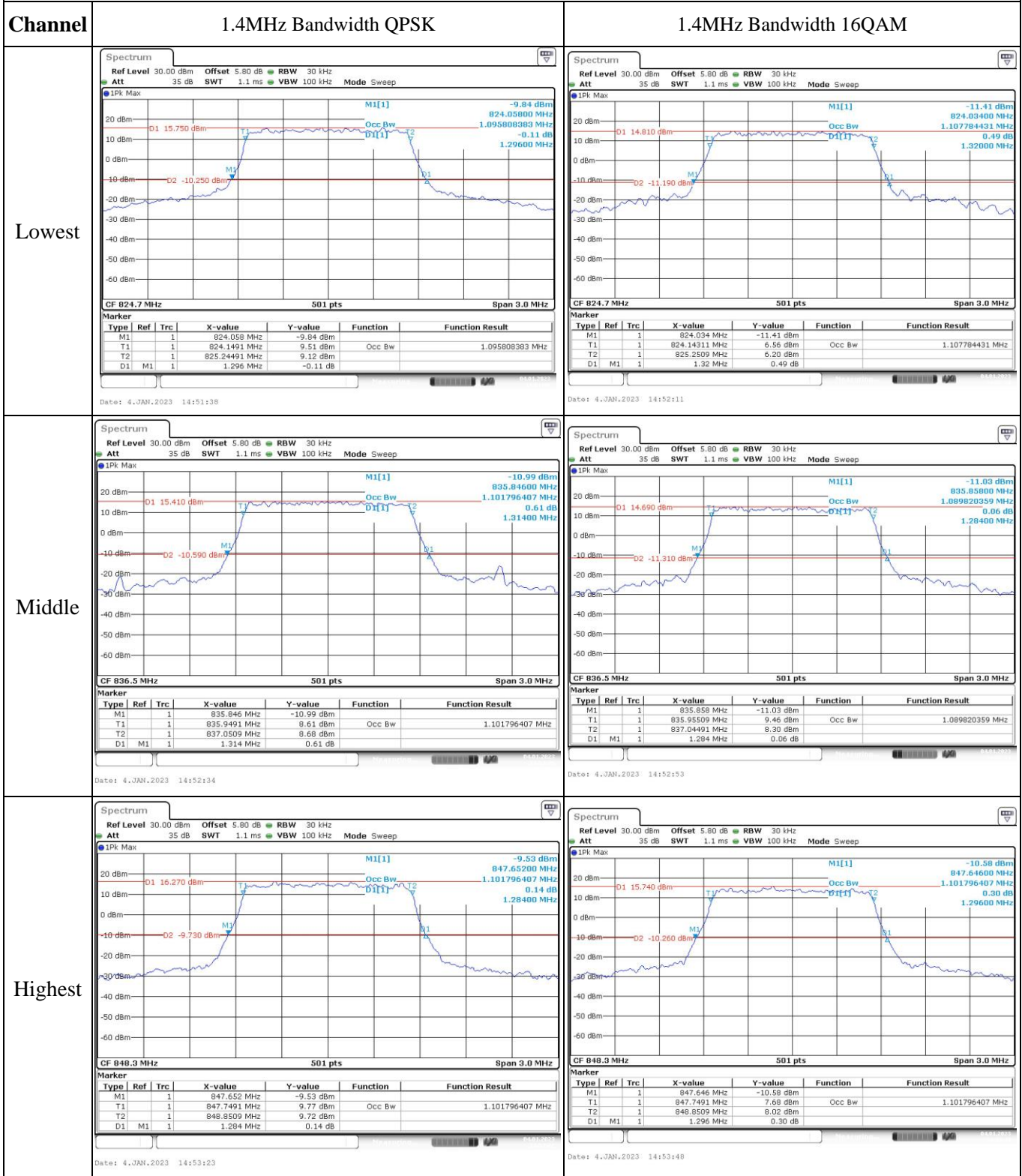
Out of band emission, Band Edge	
Result:	Pass, Please refer to the test plots of Out of band emission, Band Edge.

Frequency Stability					
Test Mode:	10 MHz QPSK		Test Channel:	836.5	MHz
Test Item	Temperature (°C)	Voltage (V _{DC})	Frequency Error		Limit
			(Hz)	(ppm)	(ppm)
Frequency Stability vs. Temperature	-30	3.85	-5.94	-0.007	2.5
	-20	3.85	9.12	0.011	2.5
	-10	3.85	8.51	0.010	2.5
	0	3.85	-7.15	-0.009	2.5
	10	3.85	-5.29	-0.006	2.5
	20	3.85	7.24	0.009	2.5
	30	3.85	-5.81	-0.007	2.5
	40	3.85	5.59	0.007	2.5
Frequency Stability vs. Voltage	20	3.45	9.94	0.012	2.5
	20	4.4	9.99	0.012	2.5
Result:				Pass	

Test Mode:	10 MHz 16QAM		Test Channel:	836.5	MHz
Test Item	Temperature (°C)	Voltage (V _{DC})	Frequency Error		Limit
			(Hz)	(ppm)	(ppm)
Frequency Stability vs. Temperature	-30	3.85	-5.76	-0.007	2.5
	-20	3.85	6.8	0.008	2.5
	-10	3.85	-9.53	-0.011	2.5
	0	3.85	-8.15	-0.010	2.5
	10	3.85	-8.88	-0.011	2.5
	20	3.85	-9.82	-0.012	2.5
	30	3.85	8.38	0.010	2.5
	40	3.85	6.75	0.008	2.5
Frequency Stability vs. Voltage	20	3.45	8.98	0.011	2.5
	20	4.4	-7.83	-0.009	2.5
Result:				Pass	

Test Plots:

Occupied Bandwidth



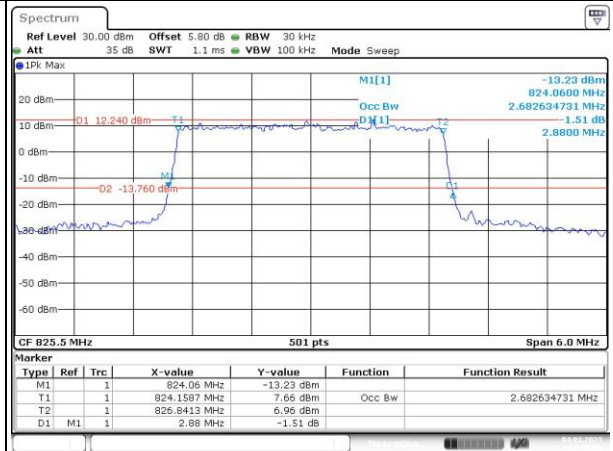
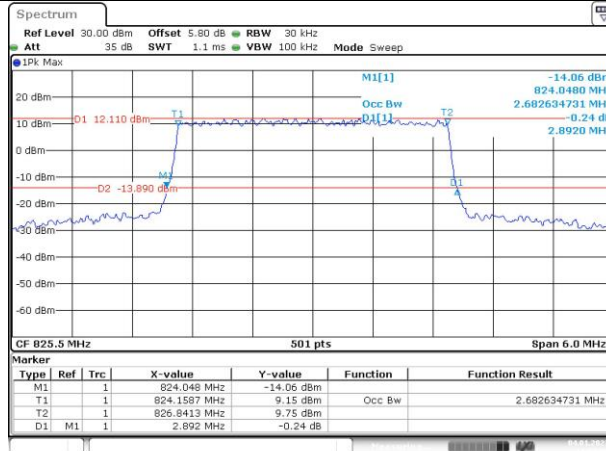
Occupied Bandwidth

Channel

3MHz Bandwidth QPSK

3MHz Bandwidth 16QAM

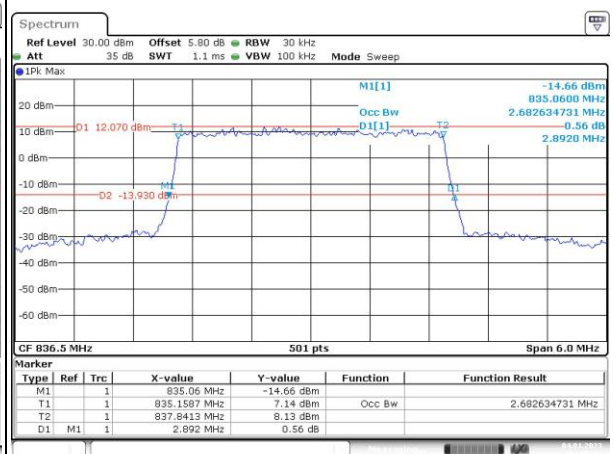
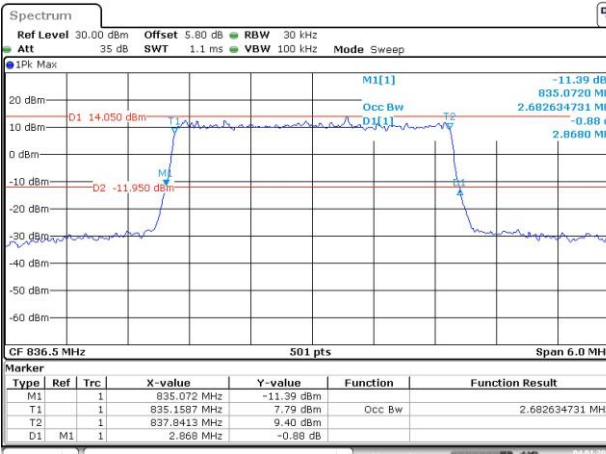
Lowest



Date: 4.JAN.2023 14:54:51

Date: 4.JAN.2023 14:55:10

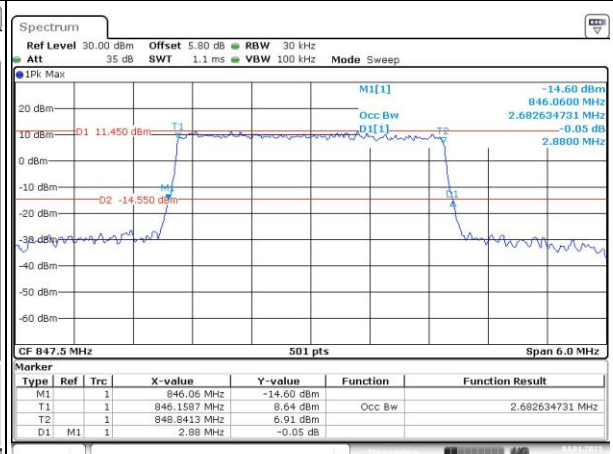
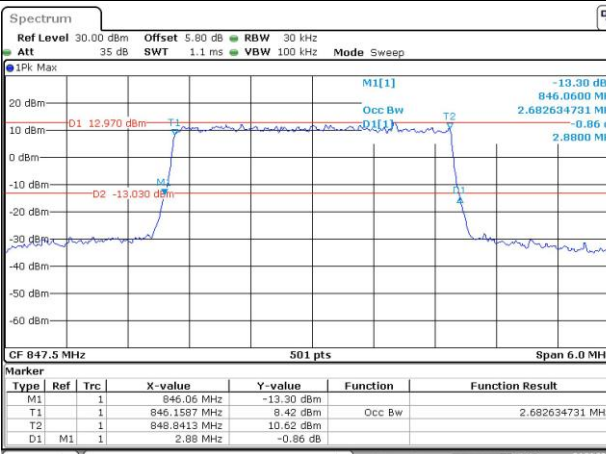
Middle



Date: 4.JAN.2023 14:55:36

Date: 4.JAN.2023 14:56:02

Highest



Date: 4.JAN.2023 14:56:25

Date: 4.JAN.2023 14:56:44

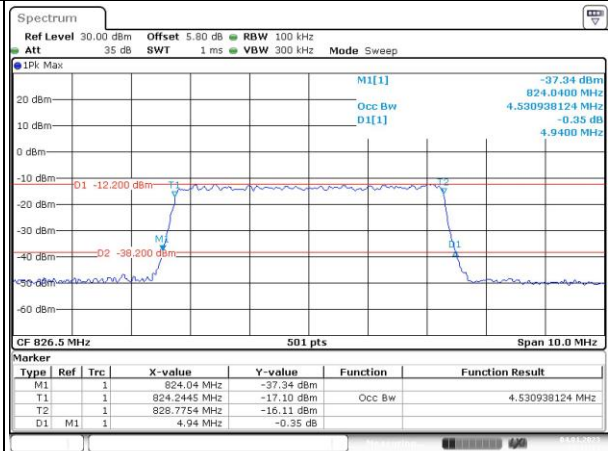
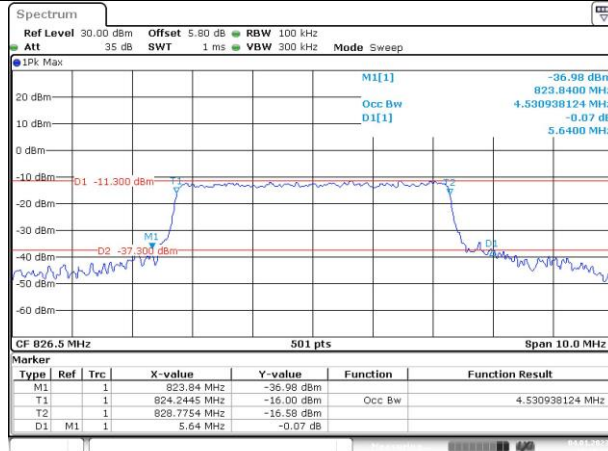
Occupied Bandwidth

Channel

5MHz Bandwidth QPSK

5MHz Bandwidth 16QAM

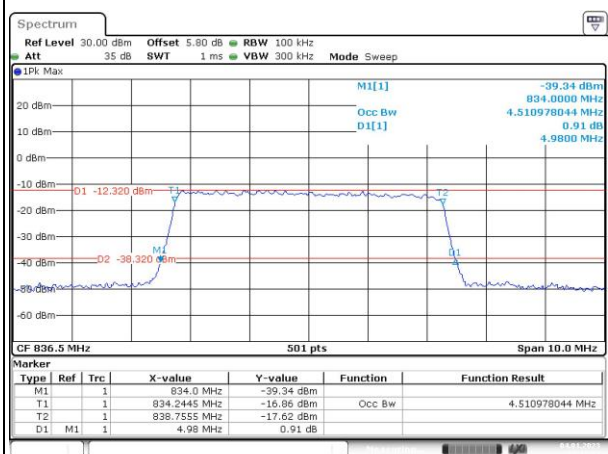
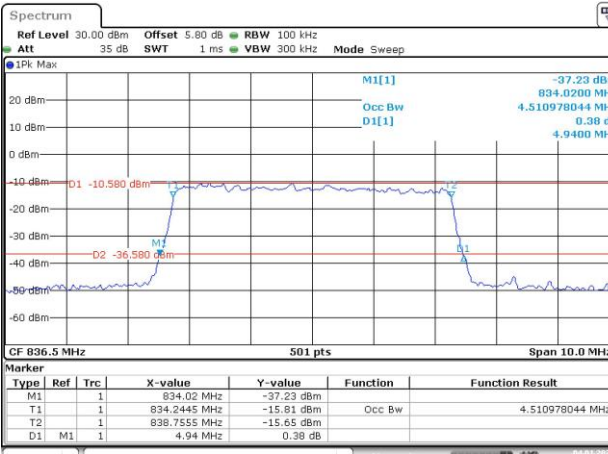
Lowest



Date: 4.JAN.2023 15:10:33

Date: 4.JAN.2023 15:11:12

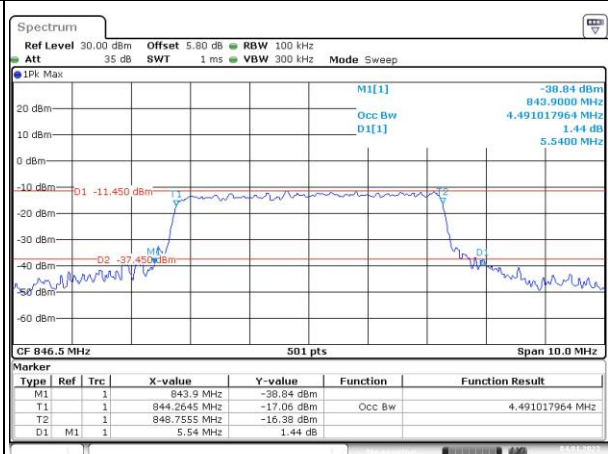
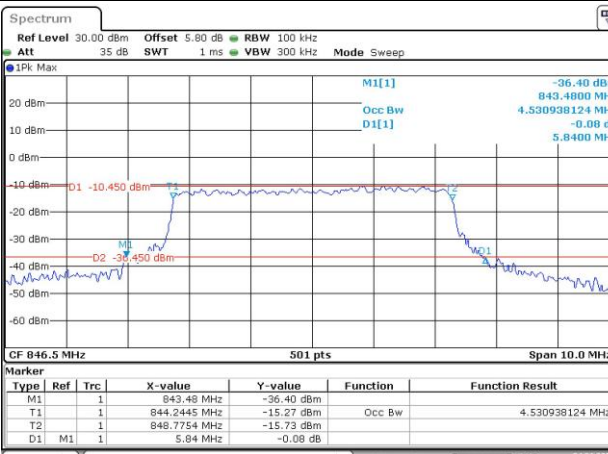
Middle



Date: 4.JAN.2023 15:11:45

Date: 4.JAN.2023 15:12:14

Highest



Date: 4.JAN.2023 15:12:53

Date: 4.JAN.2023 15:13:37

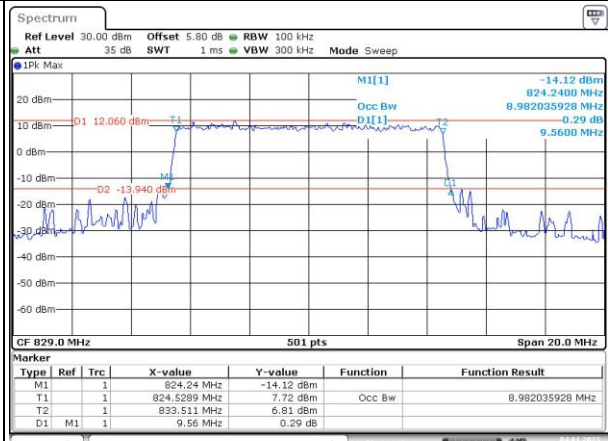
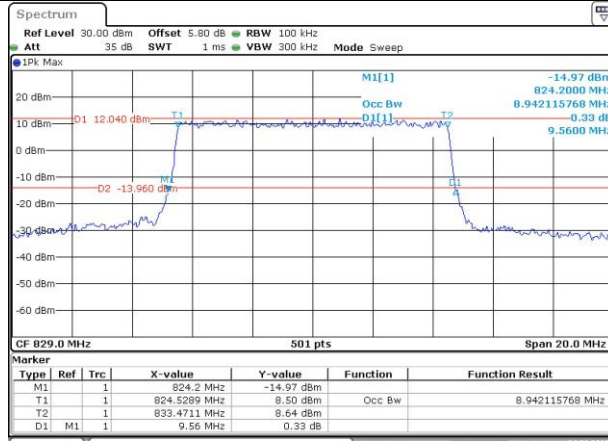
Occupied Bandwidth

Channel

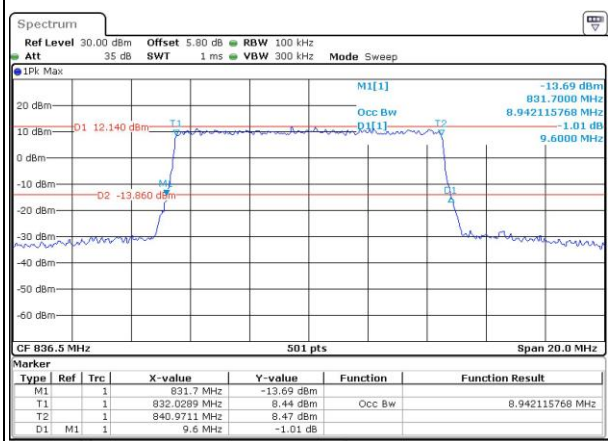
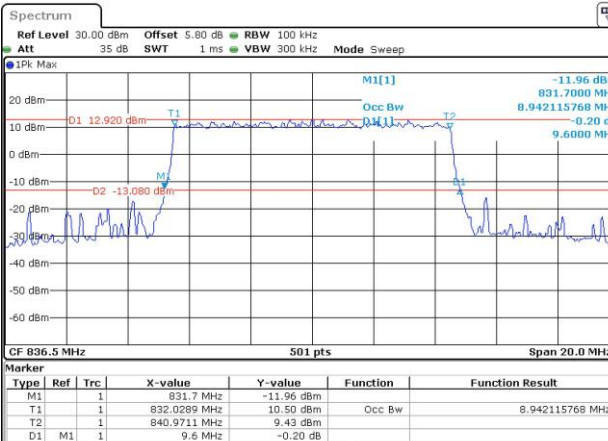
10MHz Bandwidth QPSK

10MHz Bandwidth 16QAM

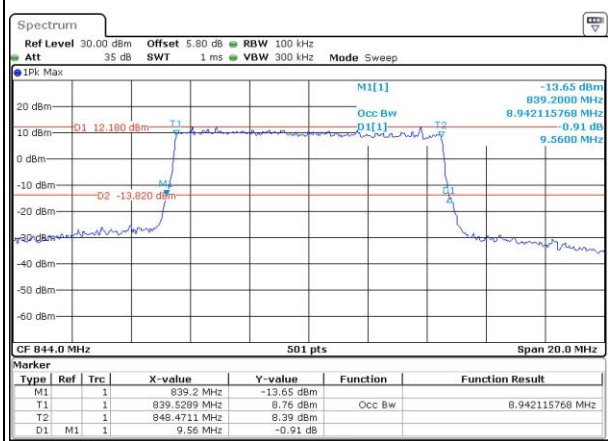
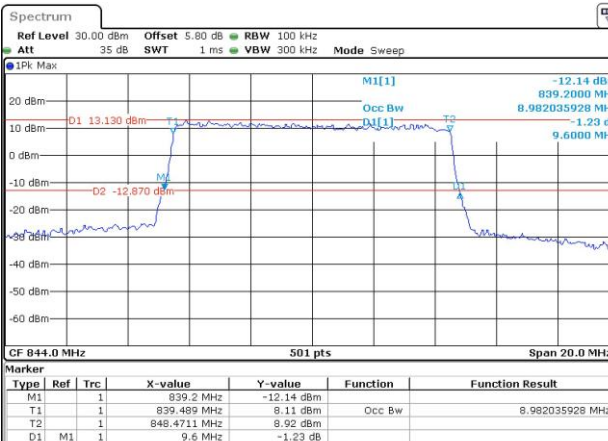
Lowest



Middle



Highest

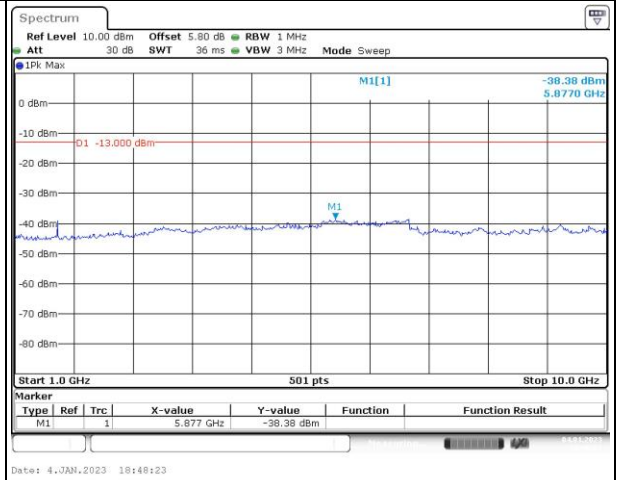
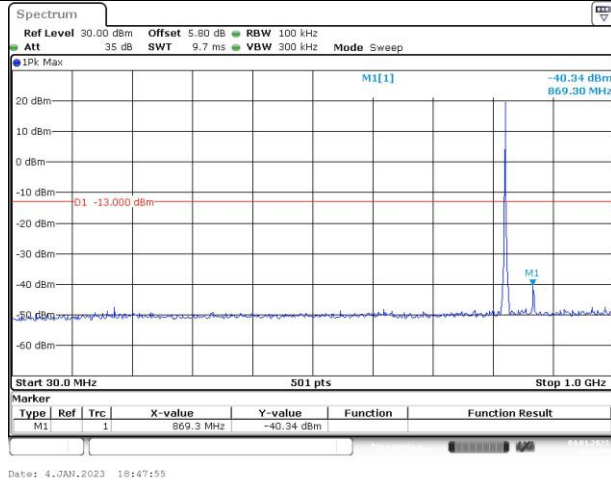


Spurious Emissions at Antenna Terminal

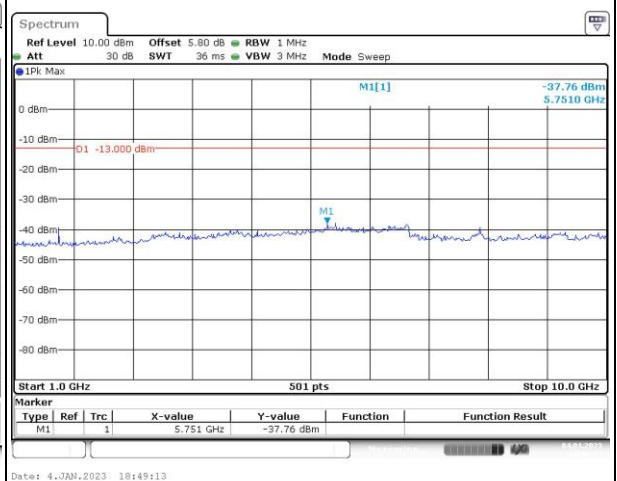
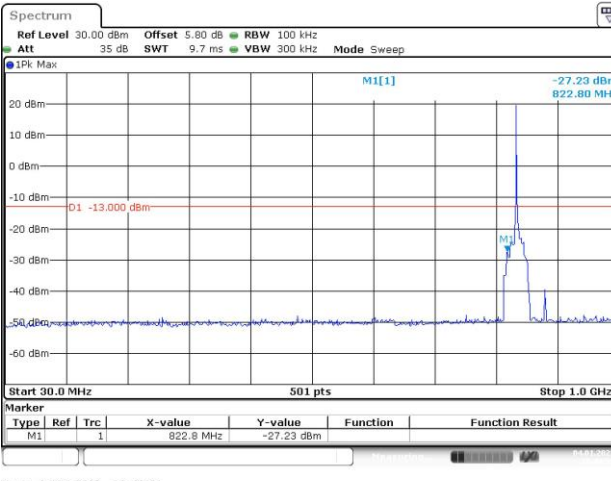
Channel

1.4MHz Bandwidth QPSK

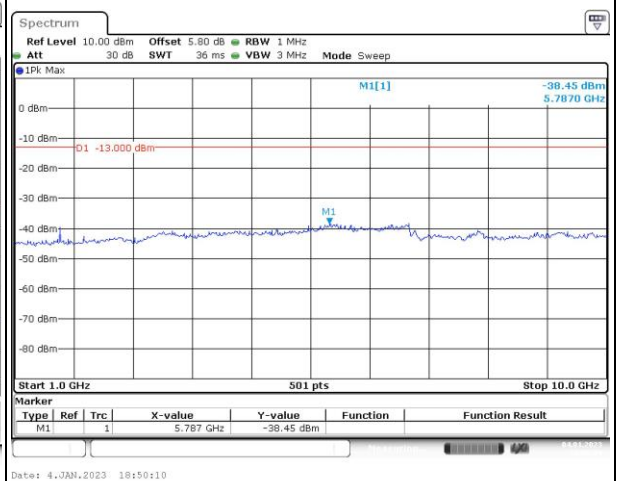
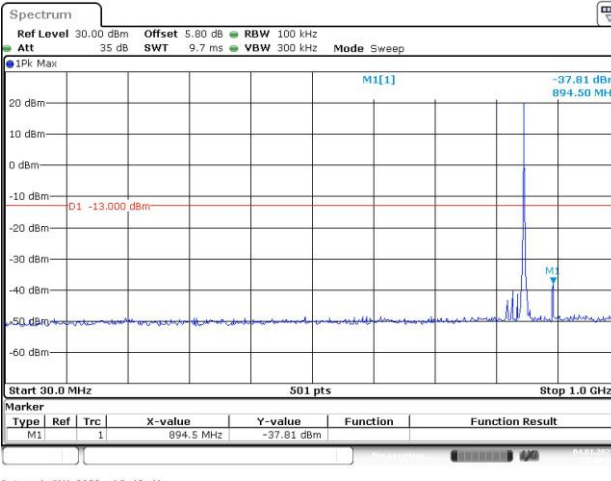
Lowest



Middle



Highest

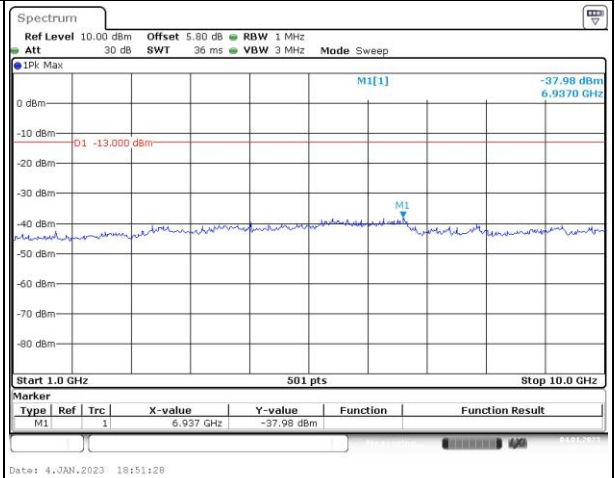
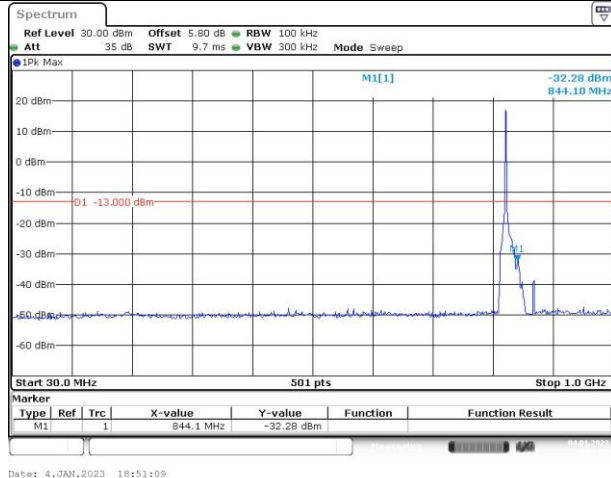


Spurious Emissions at Antenna Terminal

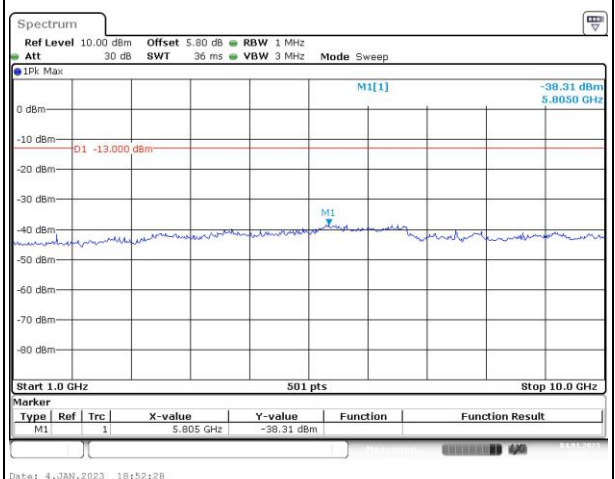
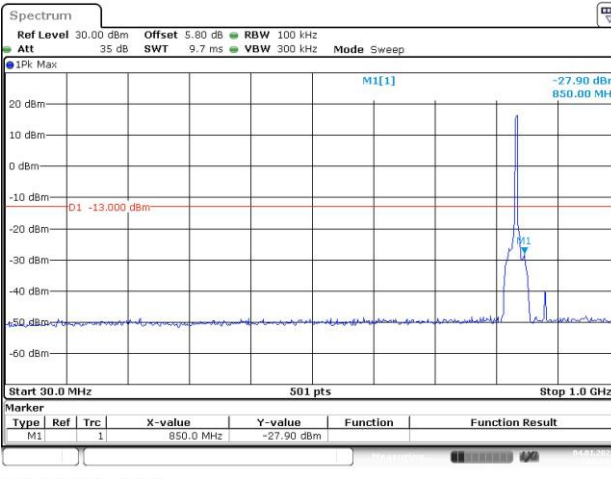
Channel

3MHz Bandwidth QPSK

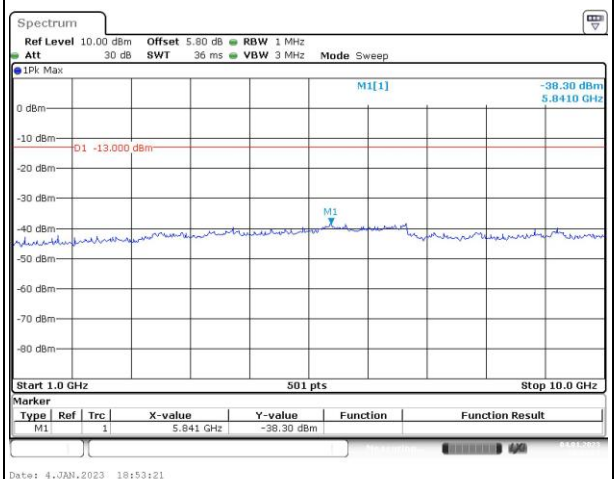
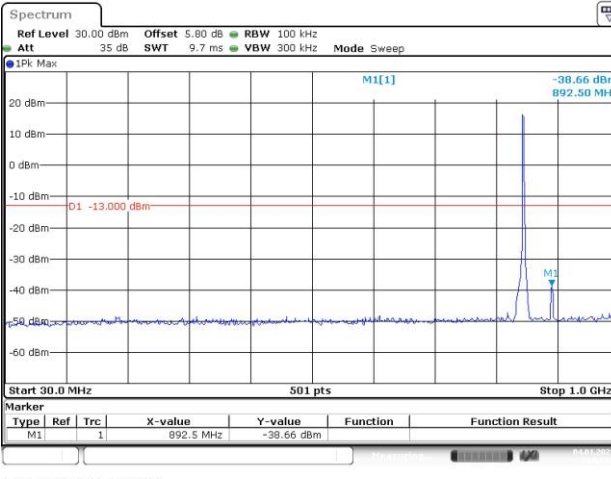
Lowest



Middle



Highest

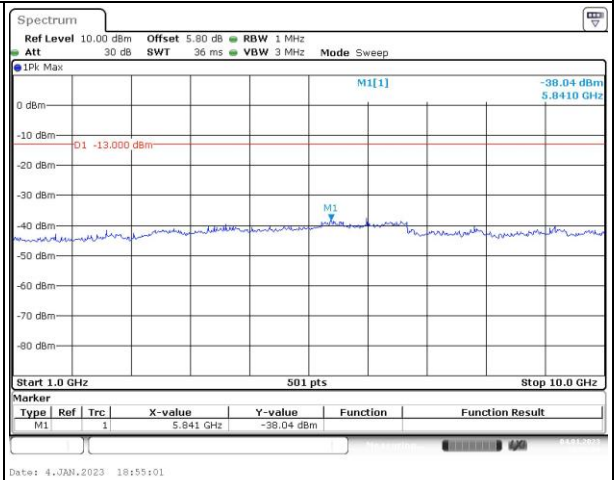
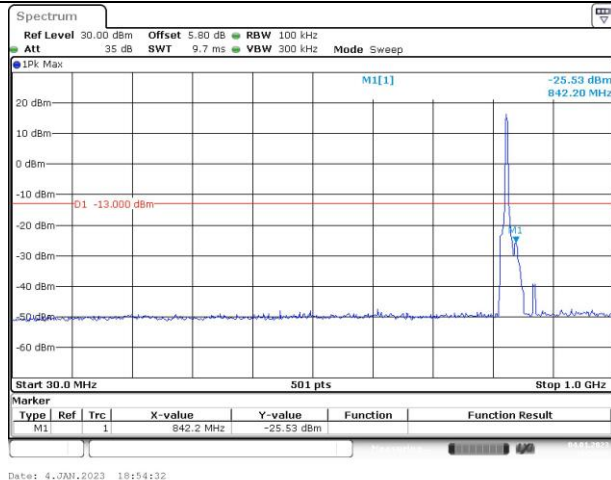


Spurious Emissions at Antenna Terminal

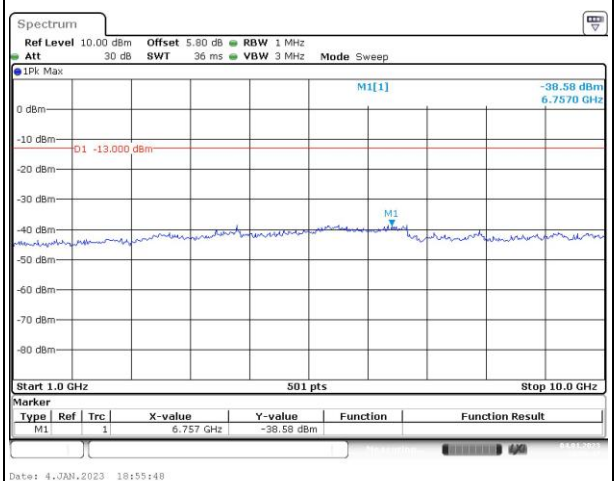
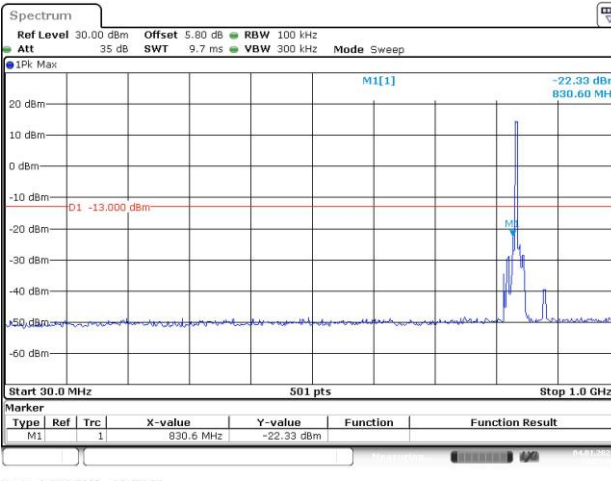
Channel

5MHz Bandwidth QPSK

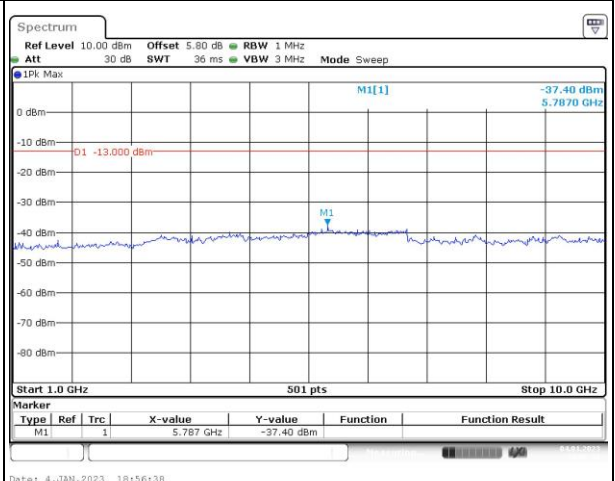
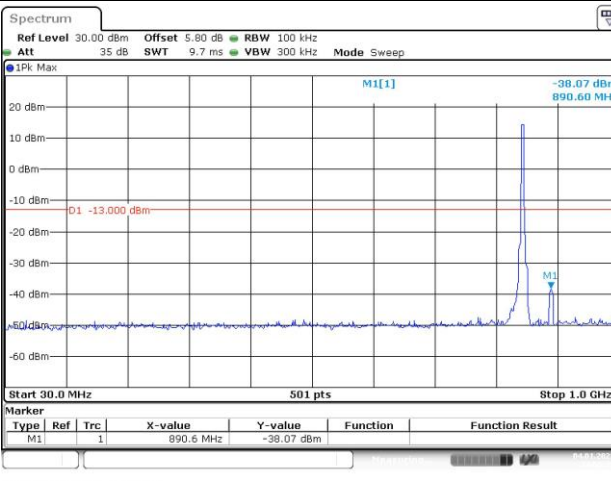
Lowest



Middle



Highest

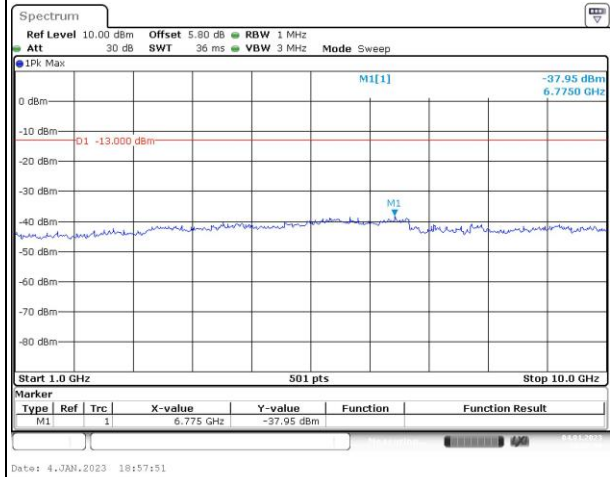
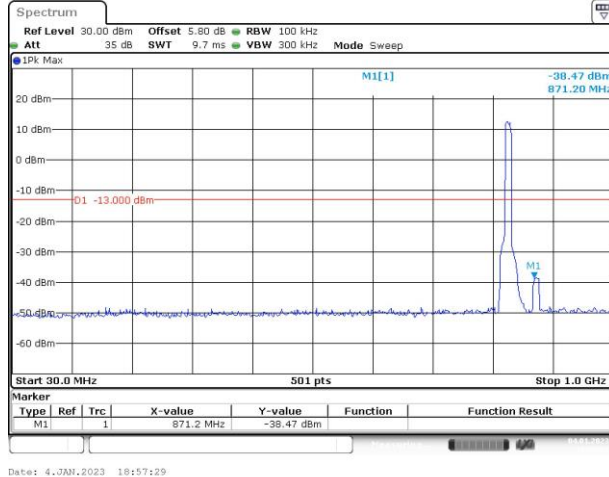


Spurious Emissions at Antenna Terminal

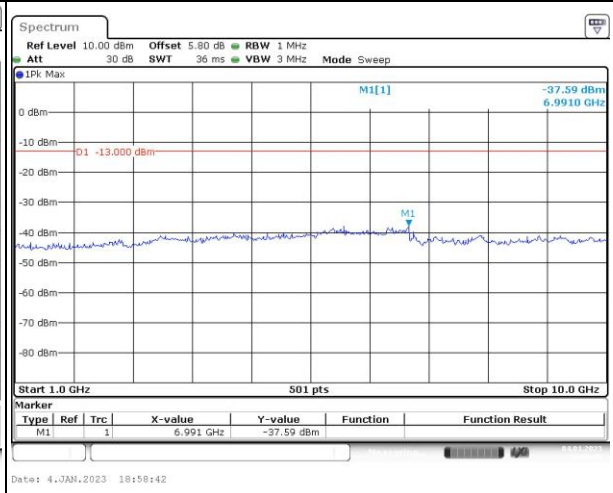
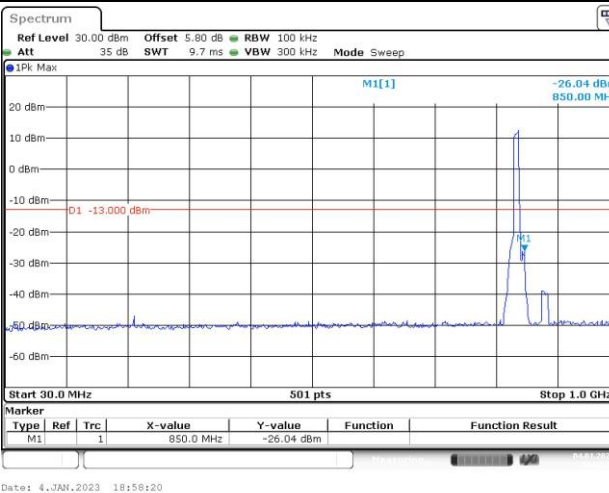
Channel

10MHz Bandwidth QPSK

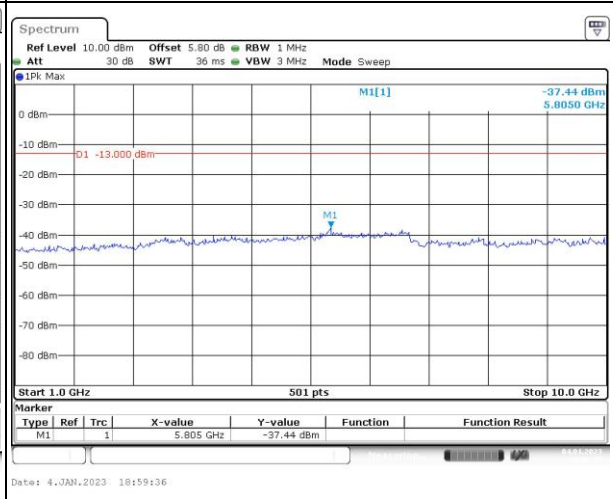
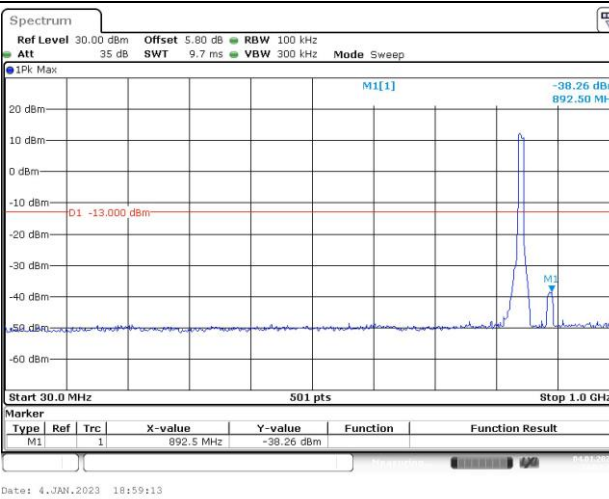
Lowest



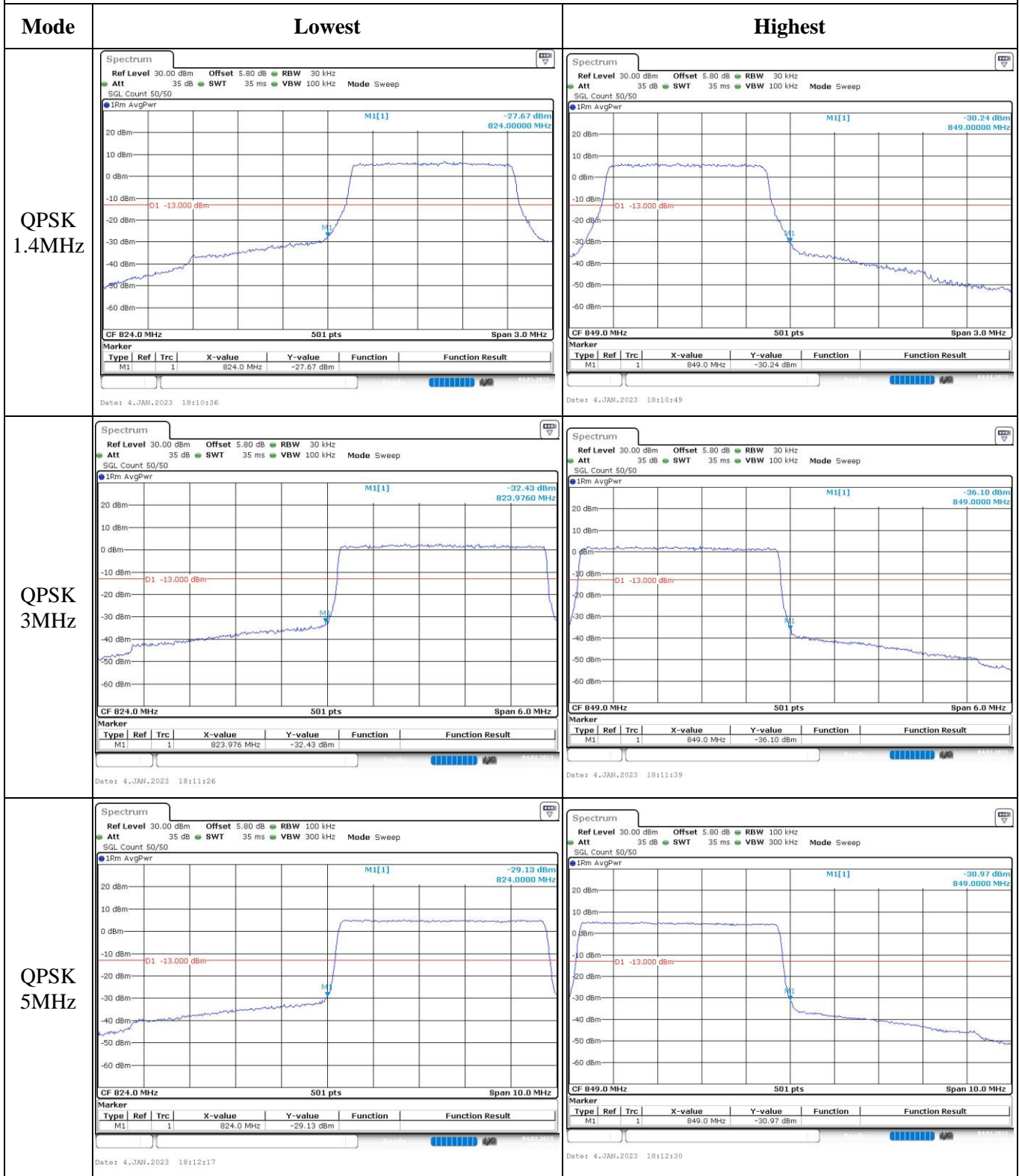
Middle



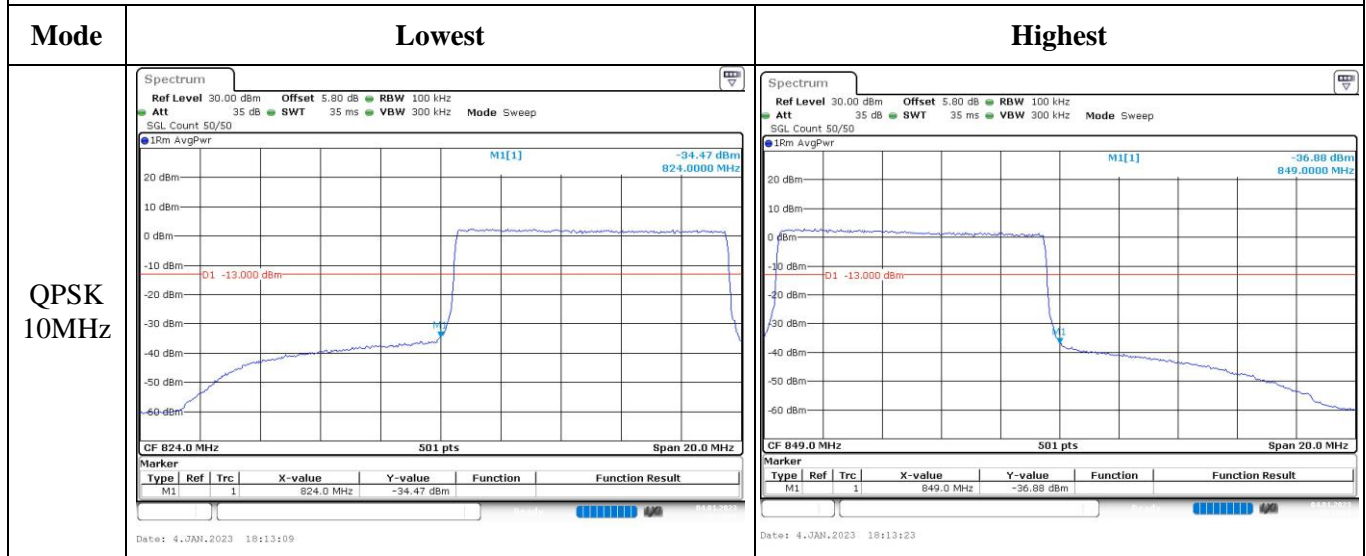
Highest



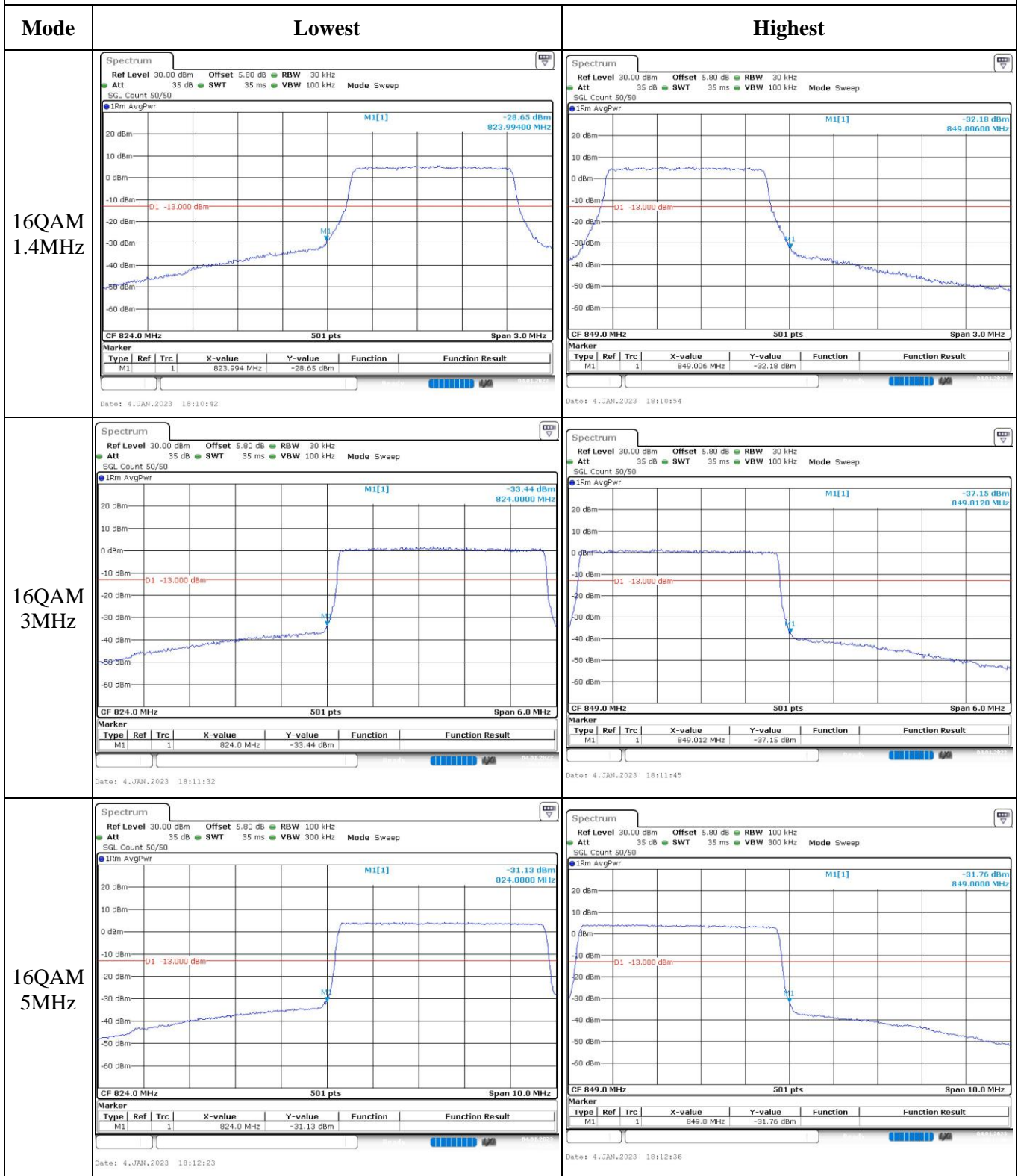
Out of band emission, Band Edge



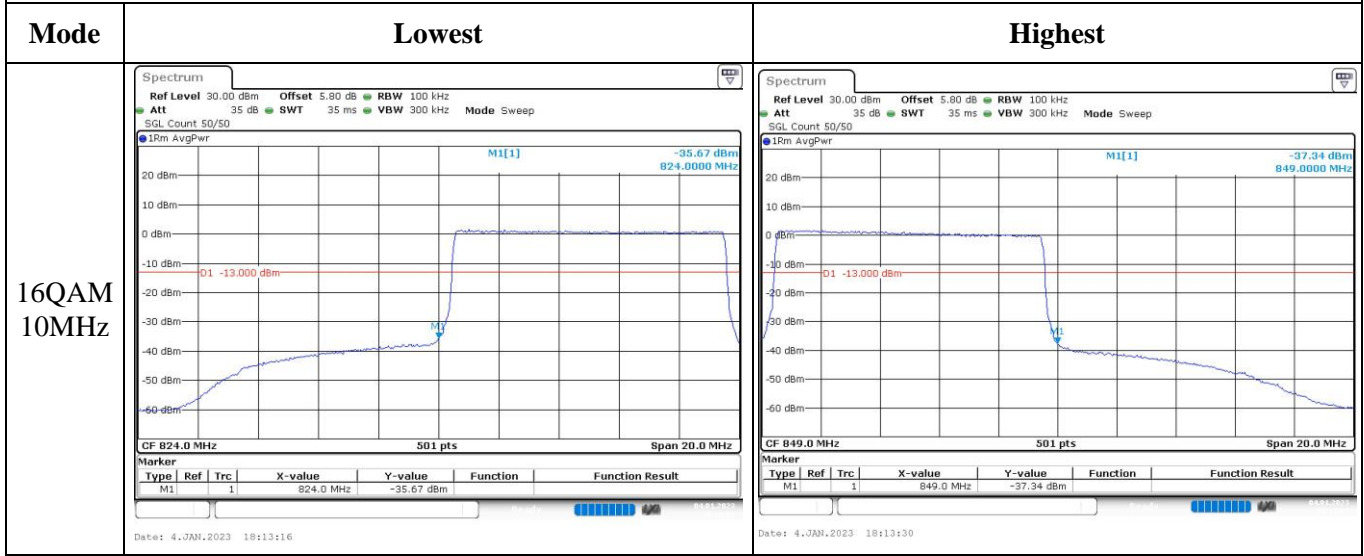
Out of band emission, Band Edge



Out of band emission, Band Edge



Out of band emission, Band Edge



4.7 Antenna Port Test Data and Results for LTE Band 7

Serial Number:	1X1D	Test Date:	2023/1/4~2023/2/6
Test Site:	RF	Test Mode:	Transmitting
Tester:	George Chen	Test Result:	Pass

Environmental Conditions:

Temperature: (°C)	21.3~24.8	Relative Humidity: (%)	38~55	ATM Pressure: (kPa)	101.1~101.9
----------------------	-----------	---------------------------	-------	------------------------	-------------

Test Equipment List and Details:

Manufacturer	Description	Model	Serial Number	Calibration Date	Calibration Due Date
R&S	Spectrum Analyzer	FSV40	101474	2022/7/15	2023/7/14
zhuoxiang	Coaxial Cable	SMA-178	211001	Each time	N/A
YINSAIGE	Coaxial Cable	SS402	SJ0100001	Each time	N/A
Mini-Circuits	DC Block	BLK-18-S+	1554403	Each time	N/A
Weinschel	Power Splitter	1515	RA914	Each time	N/A
R&S	Wideband Radio Communication Tester	CMW500	149218	2022/4/6	2023/4/5
BACL	TEMP&HUMI Test Chamber	BTH-150-40	30174	2022/9/29	2023/9/28
UNI-T	Multimeter	UT39A+	C210582554	N/A	N/A
ZHAOXIN	DC Power Supply	RXN-6010D	21R6010D0912386	2022/7/15	2023/7/14

* Statement of Traceability: China Certification ICT Co., Ltd (Dongguan) attests that all calibrations have been performed, traceable to National Primary Standards and International System of Units (SI).

Test Frequency For Each Mode:

Operation Bandwidth	Lowest Frequency (MHz)	Middle Frequency (MHz)	Highest Frequency (MHz)
5MHz	2502.5	2535	2567.5
10MHz	2505	2535	2565
15MHz	2507.5	2535	2562.5
20MHz	2510	2535	2560

Test Data:

RF Output Power:						
Test Bandwidth & Modulation	Resource Block & RB offset	Conducted Average Output Power(dBm)			Maximum EIRP (dBm)	EIRP Limit (dBm)
		Lowest Channel	Middle Channel	Highest Channel		
5MHz QPSK	RB1#0	19.84	19.1	19.52	21.27	33
	RB1#13	19.89	19.27	19.71		
	RB1#24	19.66	19.11	19.64		
	RB15#0	18.91	18.27	18.8		
	RB15#10	18.89	18.28	18.68		
	RB25#0	18.88	18.25	18.7		
5MHz 16QAM	RB1#0	19.12	18.22	18.49	20.55	33
	RB1#13	19.17	18.35	18.7		
	RB1#24	19	18.26	18.59		
	RB15#0	17.93	17.33	17.85		
	RB15#10	17.85	17.32	17.75		
	RB25#0	17.9	17.3	17.79		
10MHz QPSK	RB1#0	20.42	19.19	19.57	21.8	33
	RB1#25	20.41	19.31	19.79		
	RB1#49	20.13	19.2	19.77		
	RB25#0	19.32	18.3	18.7		
	RB25#25	19.21	18.25	18.69		
	RB50#0	18.91	18.26	18.68		
10MHz 16QAM	RB1#0	19	18.84	18.74	20.38	33
	RB1#25	18.9	18.96	18.95		
	RB1#49	18.68	18.82	18.94		
	RB25#0	17.99	17.39	17.72		
	RB25#25	17.93	17.31	17.77		
	RB50#0	17.93	17.34	17.73		
15MHz QPSK	RB1#0	20.31	19.15	19.4	21.69	33
	RB1#38	20.14	19.18	19.61		
	RB1#74	19.9	19.12	19.6		
	RB36#0	19.31	18.31	18.6		
	RB36#39	19.16	18.27	18.74		
	RB75#0	19.12	18.27	18.64		
15MHz 16QAM	RB1#0	19.29	18.82	18.56	20.67	33
	RB1#38	19.11	18.87	18.8		
	RB1#74	18.83	18.75	18.85		
	RB36#0	17.86	17.32	17.56		
	RB36#39	17.69	17.27	17.73		
	RB75#0	17.77	17.27	17.7		
20MHz QPSK	RB1#0	20.12	19.06	19.17	21.62	33
	RB1#50	20.24	19.36	19.71		
	RB1#99	19.57	19.05	19.51		

	RB50#0	19.16	18.3	18.44		
	RB50#50	18.96	18.17	18.57		
	RB100#0	18.79	18.23	18.53		
20MHz 16QAM	RB1#0	19.28	18.41	18.43	20.75	33
	RB1#50	19.37	18.64	18.92		
	RB1#99	18.75	18.4	18.75		
	RB50#0	17.69	17.29	17.39		
	RB50#50	17.6	17.21	17.61		
	RB100#0	17.72	17.27	17.49		

Note: EIRP=Conducted Power(dBm) - Lc(dB) + Gr(dBi)

Result:**Pass****Peak-to-average Ratio(PAR)**

Test Bandwidth & Modulation	Resource Block & RB offset	Peak-to-average Ratio(dB)			Limit(dB)
		Lowest Channel	Middle Channel	Highest Channel	
20MHz QPSK	RB1#0	5.28	5.54	5.1	13
	RB100#0	5.51	5.57	5.33	13
20MHz 16QAM	RB1#0	5.94	6.43	6.17	13
	RB100#0	6.49	6.49	6.32	13
Result:					Pass

Occupied Bandwidth

Operation Mode	99% Occupied Bandwidth (MHz)			26 dB Occupied Bandwidth (MHz)		
	Low Channel	Middle channel	High Channel	Low Channel	Middle Channel	High Channel
5MHz QPSK	4.511	4.511	4.511	4.96	5.32	4.96
5MHz 16QAM	4.531	4.531	4.511	4.94	5.32	4.92
10MHz QPSK	8.942	8.942	8.942	9.64	9.64	9.6
10MHz 16QAM	8.942	8.942	8.942	9.64	9.6	9.6
15MHz QPSK	13.473	13.533	13.473	14.88	14.88	14.7
15MHz 16QAM	13.473	13.533	13.502	14.76	14.7	14.81
20MHz QPSK	17.964	17.964	17.964	19.52	19.2	19.28
20MHz 16QAM	17.964	17.964	17.884	19.36	19.36	19.36

Note: The test plots please refer to the Plots of Occupied Bandwidth

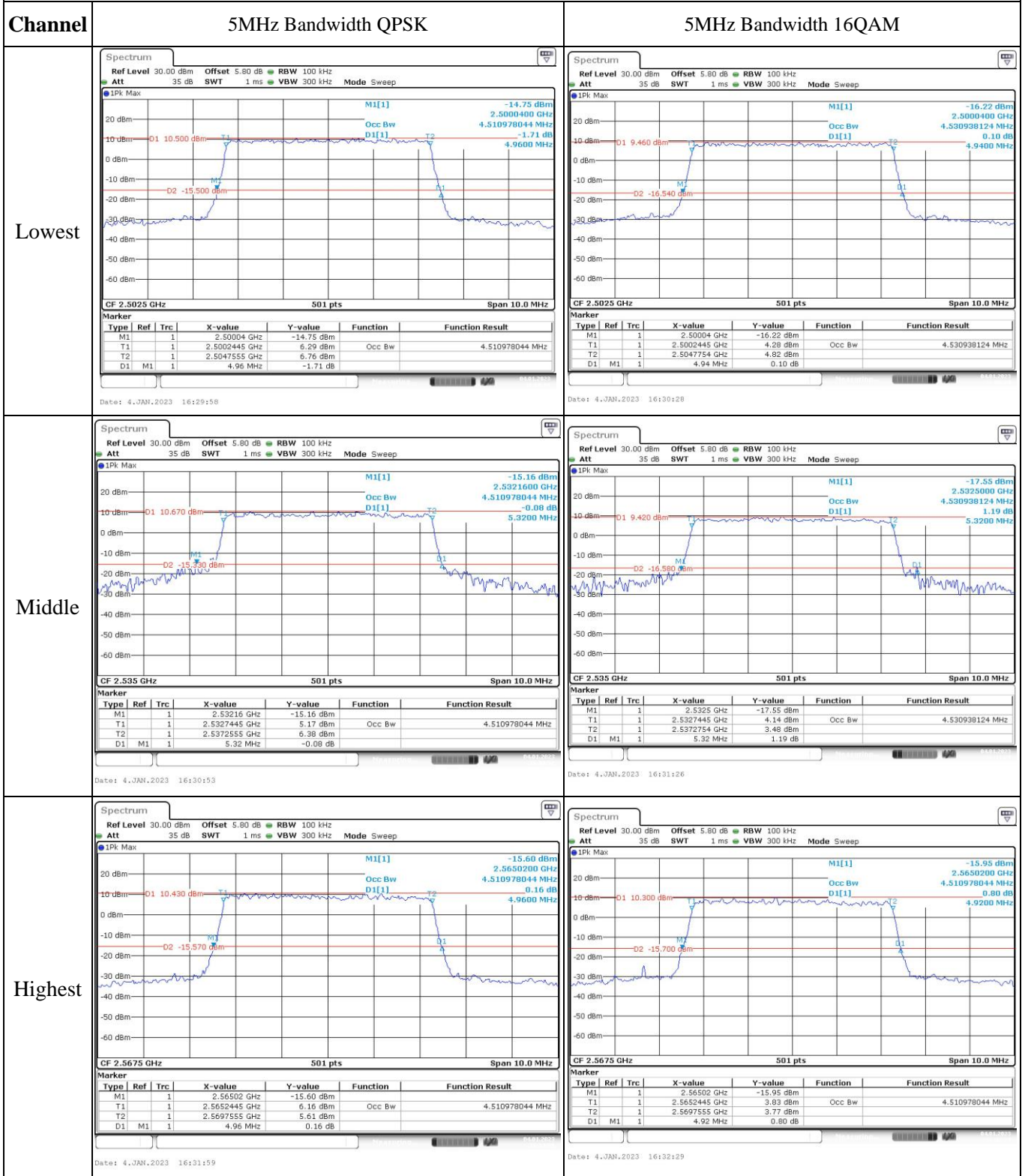
Spurious Emissions at Antenna Terminal**Result:****Pass, Please refer to the test plots of Spurious Emissions at Antenna Terminal.****Out of band emission, Band Edge****Result:****Pass, Please refer to the test plots of Out of band emission, Band Edge.**

Frequency Stability						
Test Mode:	20M QPSK	Test Channel: Lowest for Lower Edge,Highest for Upper Edge				
Test Item	Temperature (°C)	Voltage (V _{DC})	Lower Edge (MHz)		Upper Edge (MHz)	
			Result	Limit	Result	Limit
Frequency Stability vs. Temperature	-30	3.85	2500.4081	2500.00	2569.6029	2570
	-20	3.85	2500.4088	2500.00	2569.6015	2570
	-10	3.85	2500.4075	2500.00	2569.6012	2570
	0	3.85	2500.4004	2500.00	2569.6096	2570
	10	3.85	2500.4035	2500.00	2569.6065	2570
	20	3.85	2500.4058	2500.00	2569.6022	2570
	30	3.85	2500.4002	2500.00	2569.6008	2570
	40	3.85	2500.4014	2500.00	2569.6068	2570
	50	3.85	2500.4017	2500.00	2569.6055	2570
Frequency Stability vs. Voltage	20	3.45	2500.4087	2500.00	2569.6076	2570
	20	4.4	2500.4074	2500.00	2569.6073	2570
					Result:	Pass

Test Mode:	20M 16QAM	Test Channel: Lowest for Lower Edge,Highest for Upper Edge				
Test Item	Temperature (°C)	Voltage (V _{DC})	Lower Edge (MHz)		Upper Edge (MHz)	
			Result	Limit	Result	Limit
Frequency Stability vs. Temperature	-30	3.85	2500.4055	2500.00	2569.6969	2570
	-20	3.85	2500.4014	2500.00	2569.6930	2570
	-10	3.85	2500.4044	2500.00	2569.6931	2570
	0	3.85	2500.4017	2500.00	2569.6921	2570
	10	3.85	2500.4026	2500.00	2569.6970	2570
	20	3.85	2500.4058	2500.00	2569.6968	2570
	30	3.85	2500.4069	2500.00	2569.6938	2570
	40	3.85	2500.4022	2500.00	2569.6947	2570
	50	3.85	2500.4051	2500.00	2569.6957	2570
Frequency Stability vs. Voltage	20	3.45	2500.4021	2500.00	2569.6938	2570
	20	4.4	2500.4061	2500.00	2569.6908	2570
					Result:	Pass

Test Plots:

Occupied Bandwidth



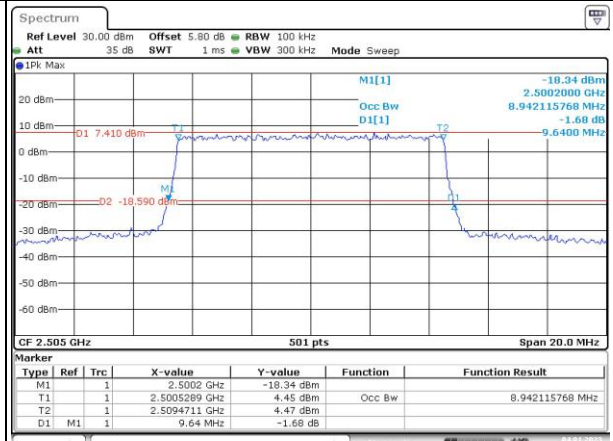
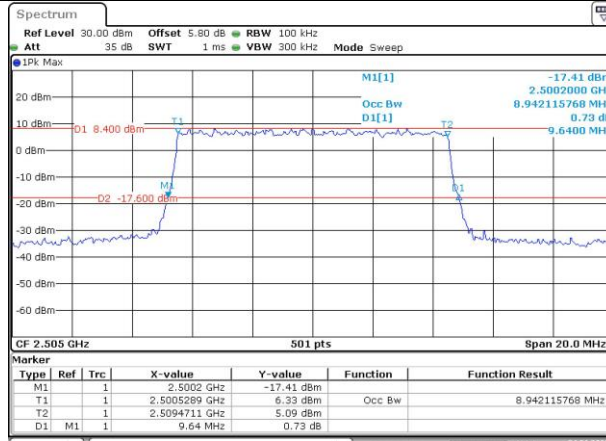
Occupied Bandwidth

Channel

10MHz Bandwidth QPSK

10MHz Bandwidth 16QAM

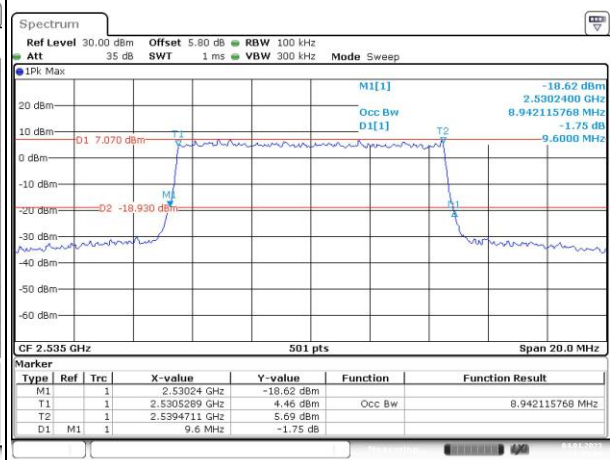
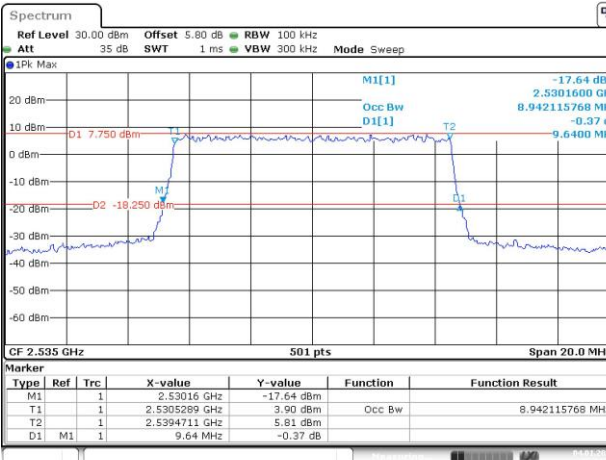
Lowest



Date: 4.JAN.2023 16:33:12

Date: 4.JAN.2023 16:34:00

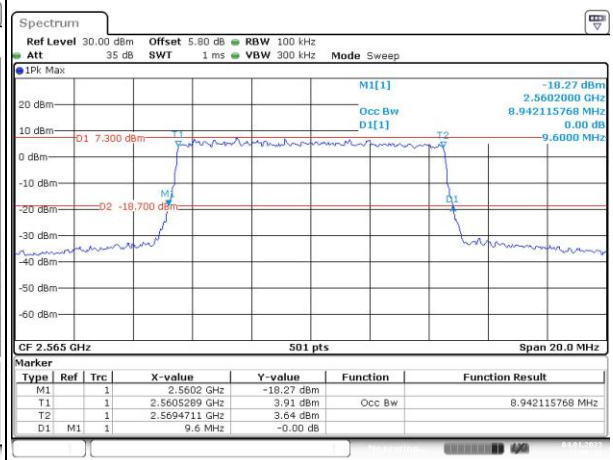
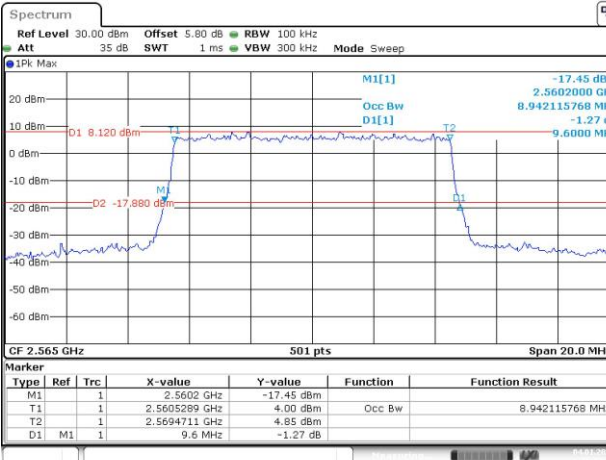
Middle



Date: 4.JAN.2023 16:34:14

Date: 4.JAN.2023 16:35:05

Highest



Date: 4.JAN.2023 16:35:19

Date: 4.JAN.2023 16:36:16