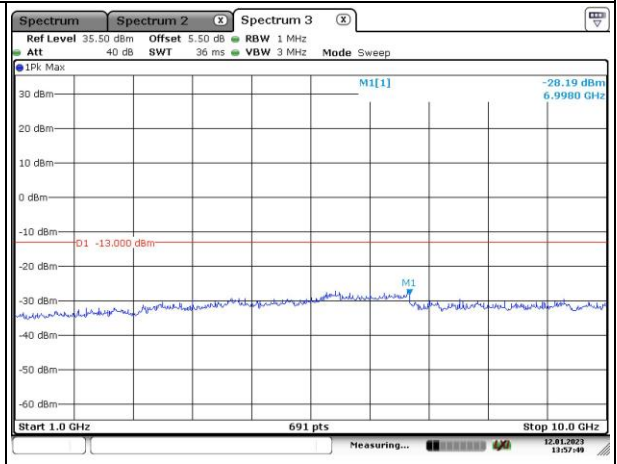
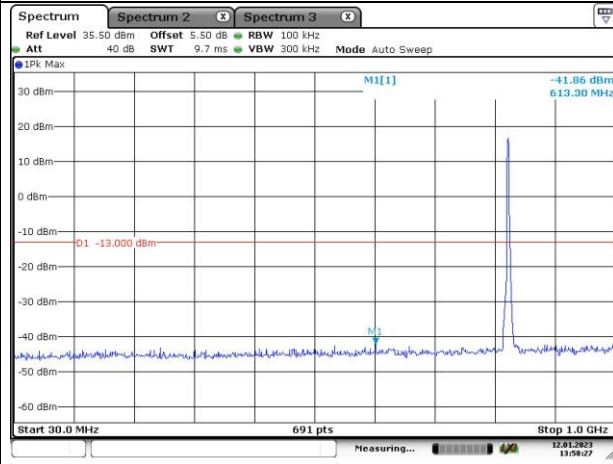


Spurious Emissions at Antenna Terminal

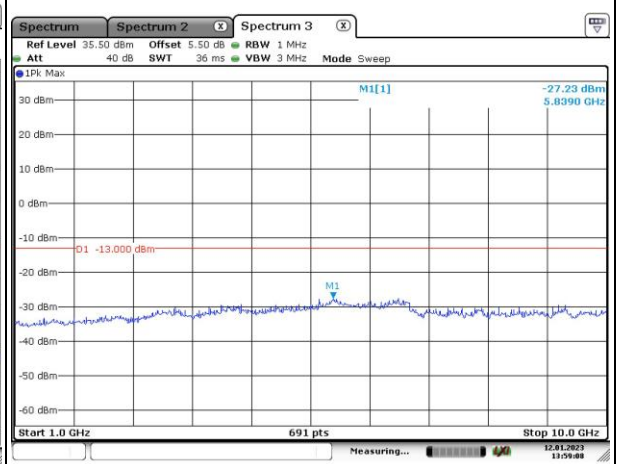
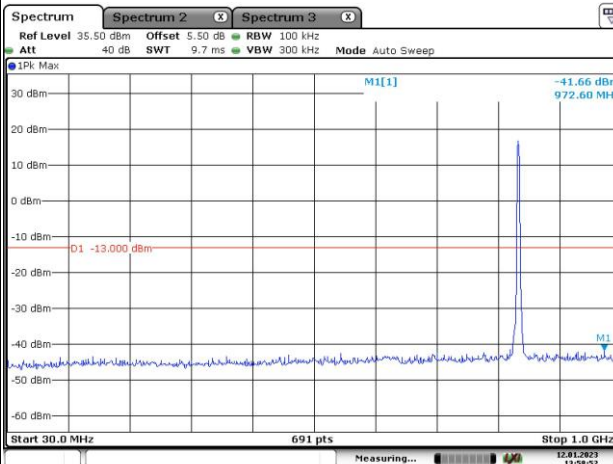
Channel

WCDMA R99

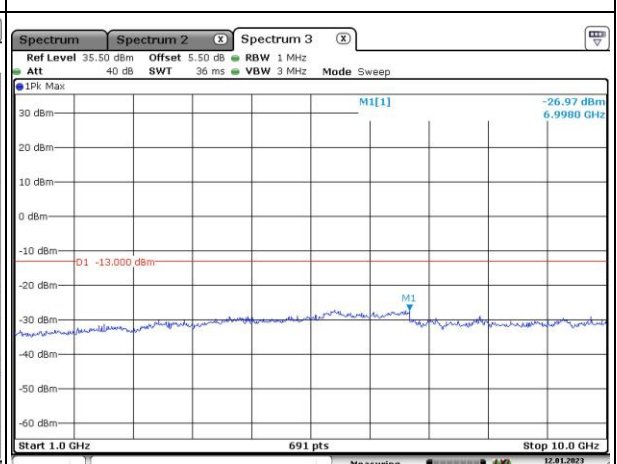
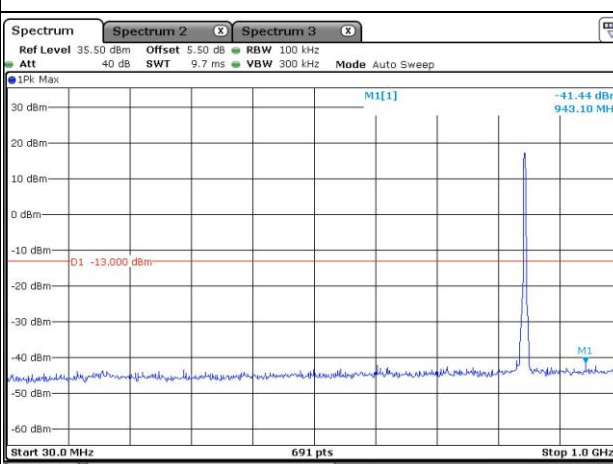
Lowest



Middle



Highest



Out of band emission, Band Edge

Mode	Lowest	Highest
R99		
HSUPA		
HSDPA		

4.5 Antenna Port Test Data and Results for LTE Band 2

Serial Number:	1X1D	Test Date:	2023/1/4~2023/1/12
Test Site:	RF	Test Mode:	Transmitting
Tester:	George Chen	Test Result:	Pass

Environmental Conditions:

Temperature: (°C)	21.3~24.8	Relative Humidity: (%)	38~55	ATM Pressure: (kPa)	101.1~101.9
----------------------	-----------	---------------------------	-------	------------------------	-------------

Test Equipment List and Details:

Manufacturer	Description	Model	Serial Number	Calibration Date	Calibration Due Date
R&S	Spectrum Analyzer	FSV40	101474	2022/7/15	2023/7/14
zhuoxiang	Coaxial Cable	SMA-178	211001	Each time	N/A
YINSAIGE	Coaxial Cable	SS402	SJ0100001	Each time	N/A
Mini-Circuits	DC Block	BLK-18-S+	1554403	Each time	N/A
Weinschel	Power Splitter	1515	RA914	Each time	N/A
R&S	Wideband Radio Communication Tester	CMW500	149218	2022/4/6	2023/4/5
BACL	TEMP&HUMI Test Chamber	BTH-150-40	30174	2022/9/29	2023/9/28
UNI-T	Multimeter	UT39A+	C210582554	N/A	N/A
ZHAOXIN	DC Power Supply	RXN-6010D	21R6010D0912386	2022/7/15	2023/7/14

* Statement of Traceability: China Certification ICT Co., Ltd (Dongguan) attests that all calibrations have been performed, traceable to National Primary Standards and International System of Units (SI).

Test Frequency For Each Mode:

Operation Bandwidth	Lowest Frequency (MHz)	Middle Frequency (MHz)	Highest Frequency (MHz)
1.4MHz	1850.7	1880	1909.3
3MHz	1851.5	1880	1908.5
5MHz	1852.5	1880	1907.5
10MHz	1855	1880	1905
15MHz	1857.5	1880	1902.5
20MHz	1860	1880	1900

Test Data:

RF Output Power:						
Test Bandwidth & Modulation	Resource Block & RB offset	Conducted Average Output Power(dBm)			Maximum EIRP (dBm)	EIRP Limit (dBm)
		Lowest Channel	Middle Channel	Highest Channel		
1.4MHz QPSK	RB1#0	20.58	22.2	22.38	23.3	33
	RB1#3	22.2	22.39	22.35		
	RB1#5	22.08	22.2	22.01		
	RB3#0	22.14	22.27	22.02		
	RB3#3	22.13	22.3	22.04		
	RB6#0	21.15	21.26	21		
1.4MHz 16QAM	RB1#0	21.11	21.31	20.93	22.46	33
	RB1#3	21.21	21.55	21.1		
	RB1#5	21.05	21.37	21		
	RB3#0	21.31	21.26	21.1		
	RB3#3	21.33	21.27	21.1		
	RB6#0	20.2	20.35	20		
3MHz QPSK	RB1#0	22.11	22.21	22.45	23.39	33
	RB1#8	22.04	22.22	22.45		
	RB1#14	22.02	22.19	22.48		
	RB6#0	21.14	21.18	21.45		
	RB6#9	21.07	21.13	21.41		
	RB15#0	21.08	21.2	21.5		
3MHz 16QAM	RB1#0	21.7	21.35	21	22.61	33
	RB1#8	21.65	21.36	21.19		
	RB1#14	21.64	21.35	21.13		
	RB6#0	20.17	20.28	19.96		
	RB6#9	20.13	20.28	20.36		
	RB15#0	20.24	20.21	20.45		
5MHz QPSK	RB1#0	22.05	22.13	22.3	23.39	33
	RB1#13	22.16	22.26	22.48		
	RB1#24	22.04	22.15	22.38		
	RB15#0	21.14	21.19	21.45		
	RB15#10	21.14	21.22	21.47		
	RB25#0	21.14	21.21	21.46		
5MHz 16QAM	RB1#0	21.37	21.24	20.77	22.37	33
	RB1#13	21.46	21.33	20.94		
	RB1#24	21.35	21.22	20.86		
	RB15#0	20.16	20.25	20.51		
	RB15#10	20.14	20.27	20.56		
	RB25#0	20.16	20.29	20.54		
10MHz QPSK	RB1#0	22.12	22.19	22.39	23.44	33
	RB1#25	22.19	22.34	22.53		
	RB1#49	22.09	22.2	22.44		

	RB25#0	21.2	21.24	21.52		
	RB25#25	21.14	21.22	21.48		
	RB50#0	21.15	21.18	21.51		
10MHz 16QAM	RB1#0	21.66	21.31	21.32	22.77	33
	RB1#25	21.86	21.46	21.2		
	RB1#49	21.66	21.34	21.18		
	RB25#0	20.33	20.3	20.61		
	RB25#25	20.24	20.33	20.64		
	RB50#0	20.26	20.25	20.53		
15MHz QPSK	RB1#0	22.03	22.1	22.25	23.3	33
	RB1#38	22.11	22.21	22.39		
	RB1#74	21.98	22.12	22.36		
	RB36#0	21.18	21.16	21.47		
	RB36#39	21.17	21.27	21.47		
	RB75#0	21.22	21.22	21.51		
15MHz 16QAM	RB1#0	21.62	21.23	21.65	22.59	33
	RB1#38	21.68	21.38	21.64		
	RB1#74	21.59	21.25	21.42		
	RB36#0	20.22	20.23	20.44		
	RB36#39	20.2	20.31	20.44		
	RB75#0	20.24	20.29	20.48		
20MHz QPSK	RB1#0	21.89	22.04	22.03	23.34	33
	RB1#50	22.27	22.43	22.42		
	RB1#99	21.91	22.03	22.15		
	RB50#0	21.15	21.17	21.48		
	RB50#50	21.12	21.28	21.34		
	RB100#0	21.14	21.29	21.46		
20MHz 16QAM	RB1#0	21.22	21.26	21.57	23.03	33
	RB1#50	21.6	21.62	22.12		
	RB1#99	21.24	21.21	21.53		
	RB50#0	20.22	20.18	20.53		
	RB50#50	20.14	20.34	20.37		
	RB100#0	20.23	20.3	20.47		

Note: EIRP=Conducted Power(dBm) - Lc(dB) + Gr(dBi)

Result:

Pass

Peak-to-average Ratio(PAR)					
Test Bandwidth & Modulation	Resource Block & RB offset	Peak-to-average Ratio(dB)			Limit (dB)
		Lowest Channel	Middle Channel	Highest Channel	
20MHz QPSK	RB1#0	4.78	5.19	5.07	13
	RB100#0	5.28	5.3	5.25	13
20MHz 16QAM	RB1#0	5.77	5.83	5.88	13
	RB100#0	6.17	6.2	6.12	13
Result:					Pass

Occupied Bandwidth						
Operation Mode	99% Occupied Bandwidth (MHz)			26 dB Occupied Bandwidth (MHz)		
	Low Channel	Middle channel	High Channel	Low Channel	Middle Channel	High Channel
1.4MHz QPSK	1.096	1.108	1.108	1.302	1.344	1.338
1.4MHz 16QAM	1.102	1.102	1.096	1.326	1.326	1.302
3MHz QPSK	2.683	2.695	2.683	2.88	2.88	2.892
3MHz 16QAM	2.683	2.683	2.683	2.892	2.88	2.88
5MHz QPSK	4.511	4.511	4.511	4.94	4.96	5.54
5MHz 16QAM	4.511	4.531	4.531	4.92	4.94	5.34
10MHz QPSK	8.942	8.982	8.982	9.6	9.64	9.76
10MHz 16QAM	8.942	8.942	8.942	9.6	9.64	9.6
15MHz QPSK	13.533	13.473	13.593	14.82	15	19.5
15MHz 16QAM	13.533	13.533	13.533	14.7	15.42	14.76
20MHz QPSK	17.964	17.964	17.964	19.6	19.28	19.28
20MHz 16QAM	17.964	18.044	17.964	19.36	19.28	19.44

Note: The test plots please refer to the Plots of Occupied Bandwidth

Spurious Emissions at Antenna Terminal	
Result:	Pass, Please refer to the test plots of Spurious Emissions at Antenna Terminal.

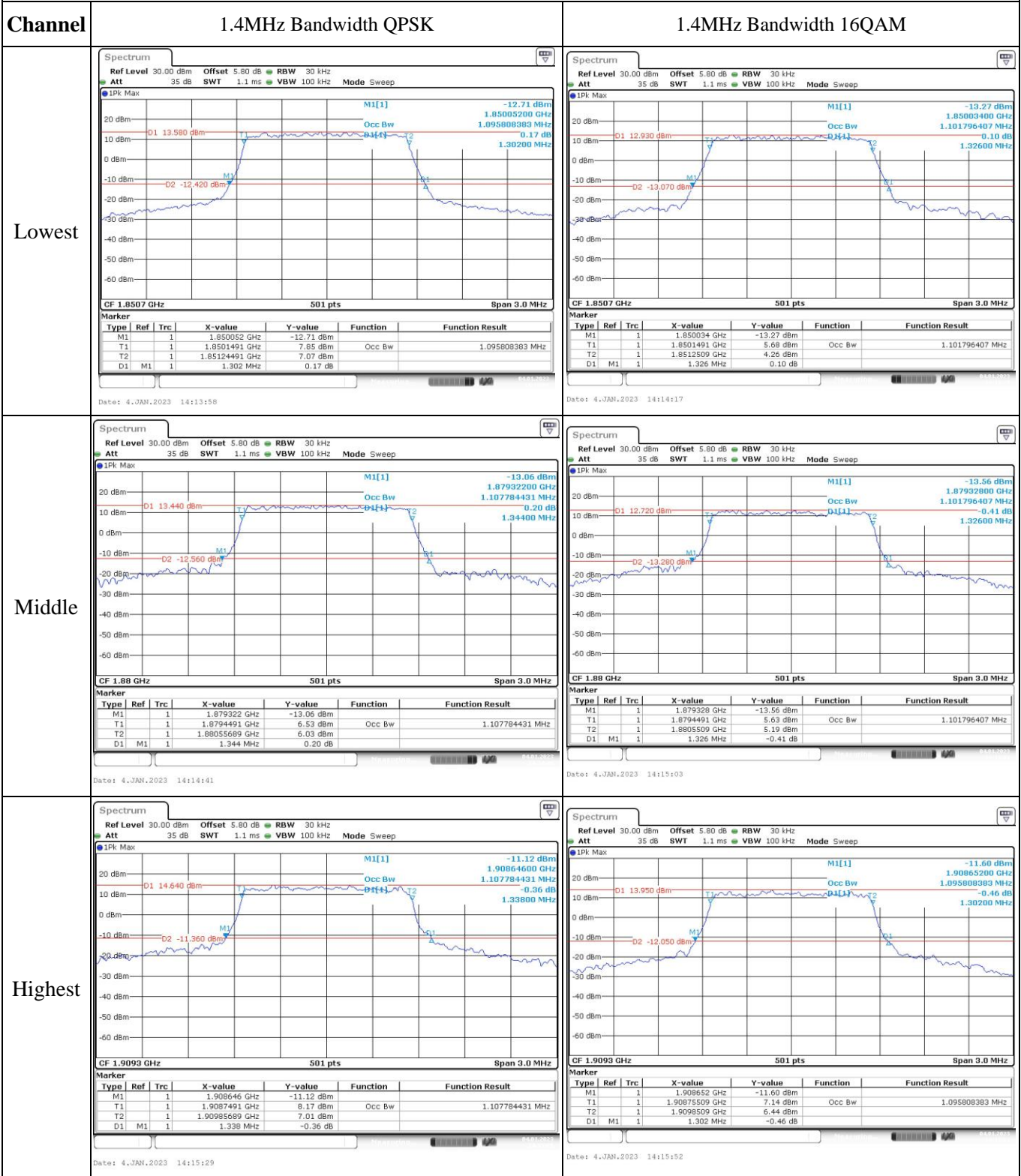
Out of band emission, Band Edge	
Result:	Pass, Please refer to the test plots of Out of band emission, Band Edge.

Frequency Stability					
Test Mode:	20 MHz QPSK		Test Channel:	1880	MHz
Test Item	Temperature (°C)	Voltage (V _{DC})	Frequency Error		Limit (ppm)
			(Hz)	(ppm)	
Frequency Stability vs. Temperature	-30	3.85	-3.62	-0.002	2.5
	-20	3.85	-9.97	-0.005	2.5
	-10	3.85	-6.13	-0.003	2.5
	0	3.85	6.17	0.003	2.5
	10	3.85	7.92	0.004	2.5
	20	3.85	6.46	0.003	2.5
	30	3.85	-6.52	-0.003	2.5
	40	3.85	7.18	0.004	2.5
	50	3.85	-9.7	-0.005	2.5
Frequency Stability vs. Voltage	20	3.45	-8.17	-0.004	2.5
	20	4.4	-7.05	-0.004	2.5
Result:				Pass	

Test Mode:	20 MHz 16QAM		Test Channel:	1880	MHz
Test Item	Temperature (°C)	Voltage (V _{DC})	Frequency Error		Limit (ppm)
			(Hz)	(ppm)	
Frequency Stability vs. Temperature	-30	3.85	-7.87	-0.004	2.5
	-20	3.85	-6.68	-0.004	2.5
	-10	3.85	9.77	0.005	2.5
	0	3.85	-7.62	-0.004	2.5
	10	3.85	-9.91	-0.005	2.5
	20	3.85	-9.82	-0.005	2.5
	30	3.85	-6.68	-0.004	2.5
	40	3.85	-8.86	-0.005	2.5
	50	3.85	5.67	0.003	2.5
Frequency Stability vs. Voltage	20	3.45	6.05	0.003	2.5
	20	4.4	7.52	0.004	2.5
Result:				Pass	

Test Plots:

Occupied Bandwidth



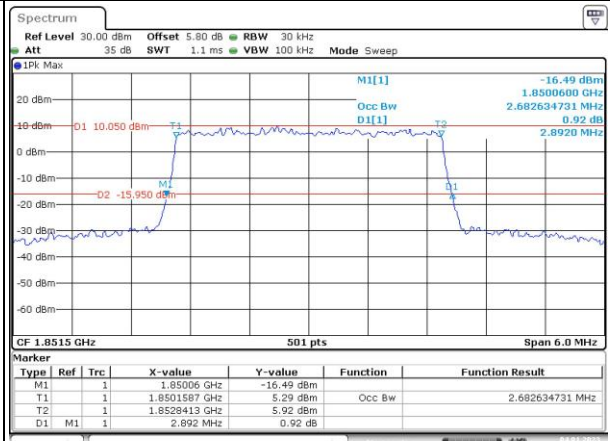
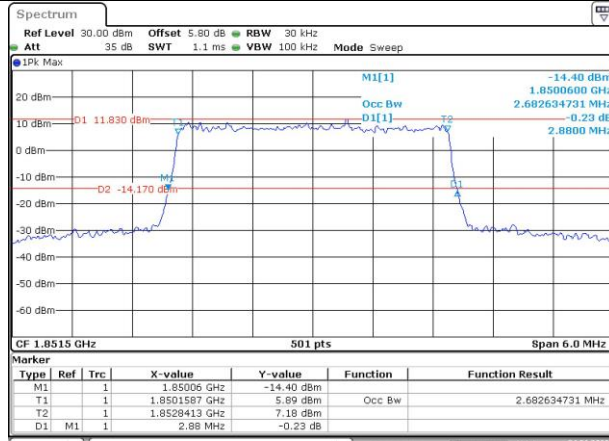
Occupied Bandwidth

Channel

3MHz Bandwidth QPSK

3MHz Bandwidth 16QAM

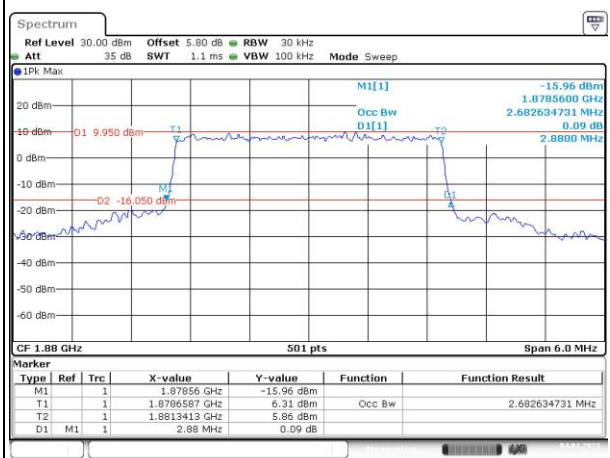
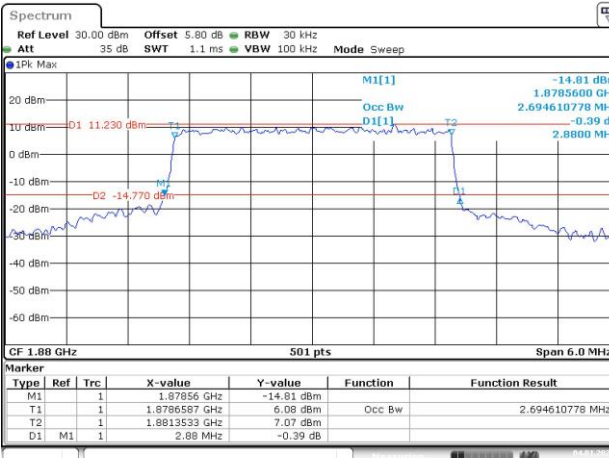
Lowest



Date: 4.JAN.2023 14:24:45

Date: 4.JAN.2023 14:25:07

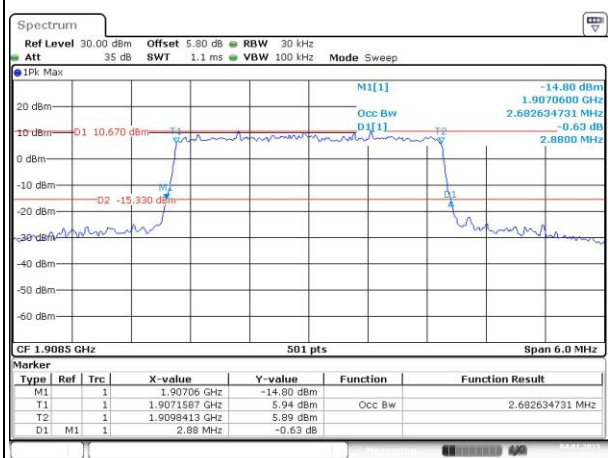
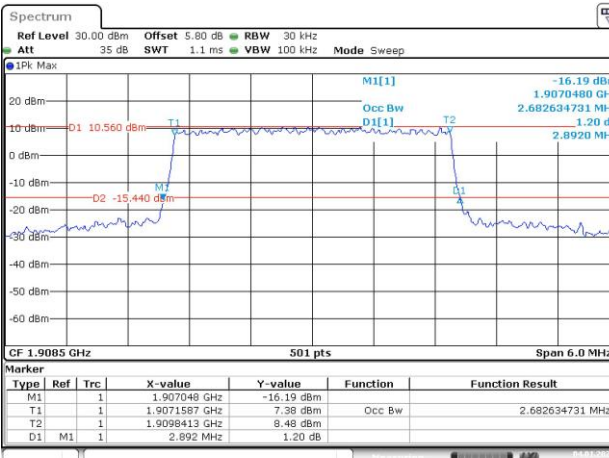
Middle



Date: 4.JAN.2023 14:25:31

Date: 4.JAN.2023 14:25:56

Highest



Date: 4.JAN.2023 14:26:26

Date: 4.JAN.2023 14:26:51

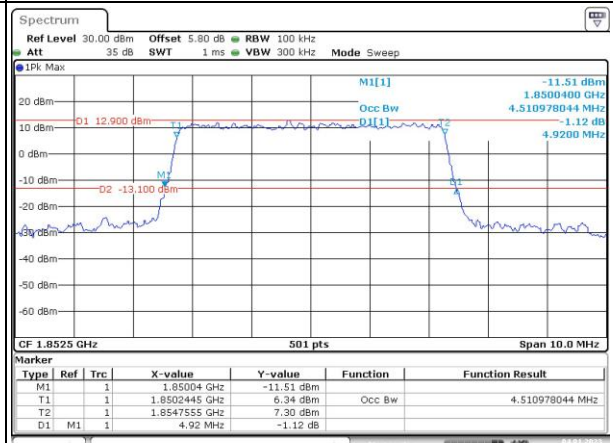
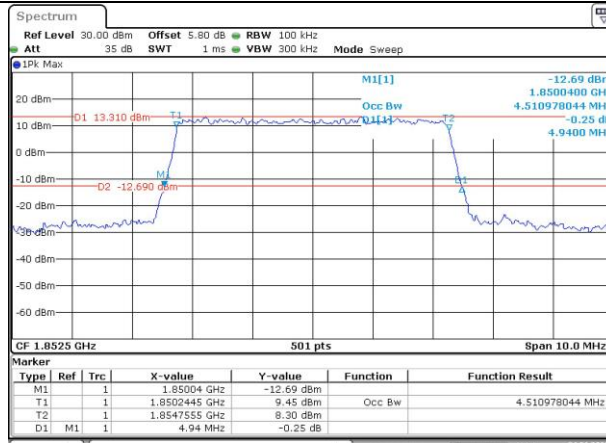
Occupied Bandwidth

Channel

5MHz Bandwidth QPSK

5MHz Bandwidth 16QAM

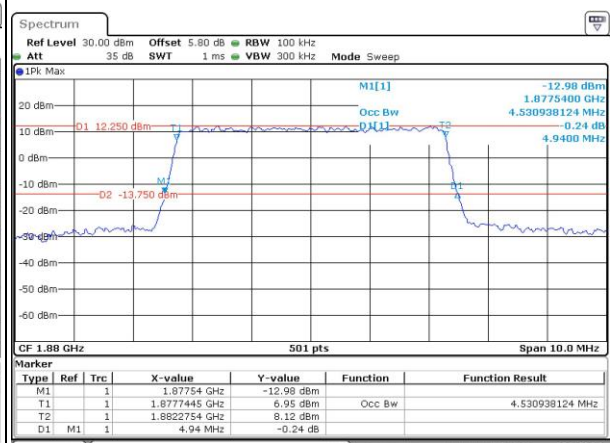
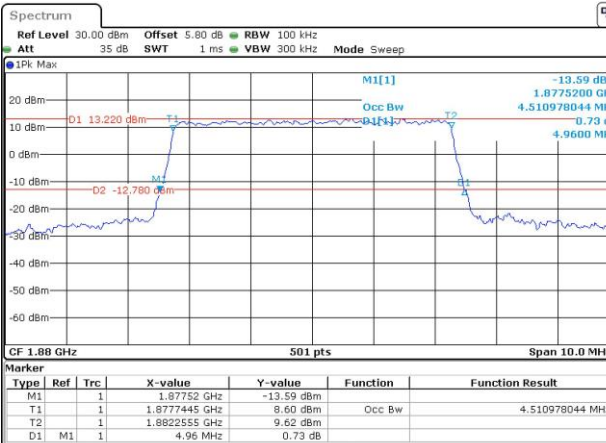
Lowest



Date: 4.JAN.2023 14:29:39

Date: 4.JAN.2023 14:30:01

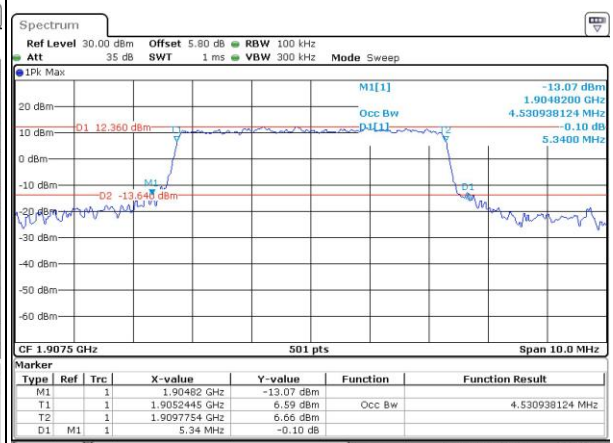
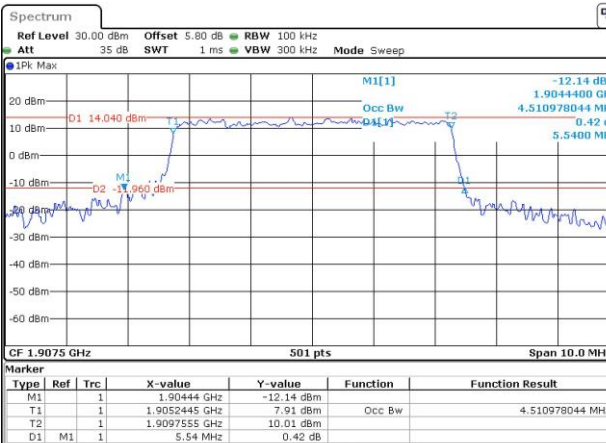
Middle



Date: 4.JAN.2023 14:30:28

Date: 4.JAN.2023 14:30:48

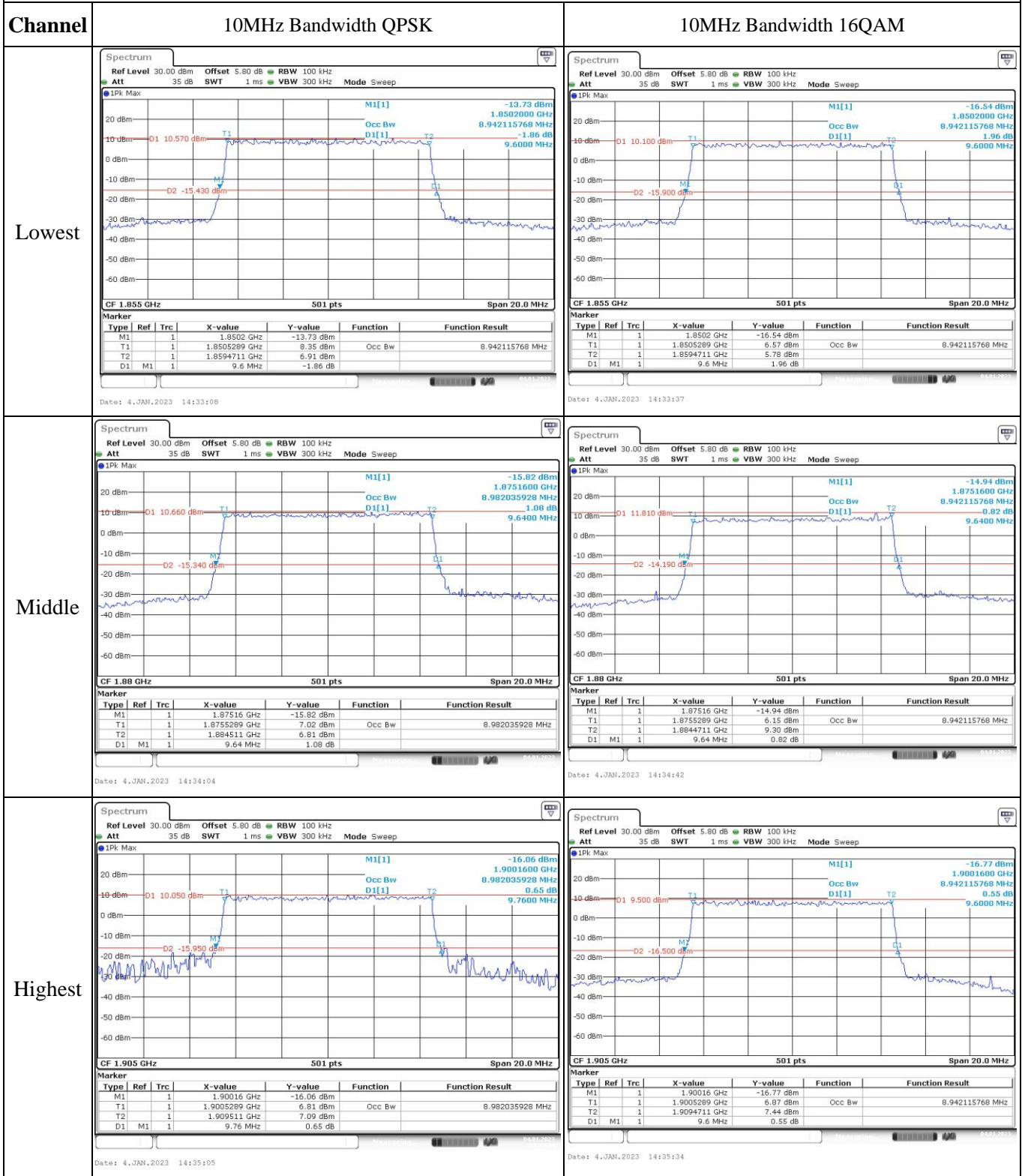
Highest



Date: 4.JAN.2023 14:31:20

Date: 4.JAN.2023 14:31:58

Occupied Bandwidth



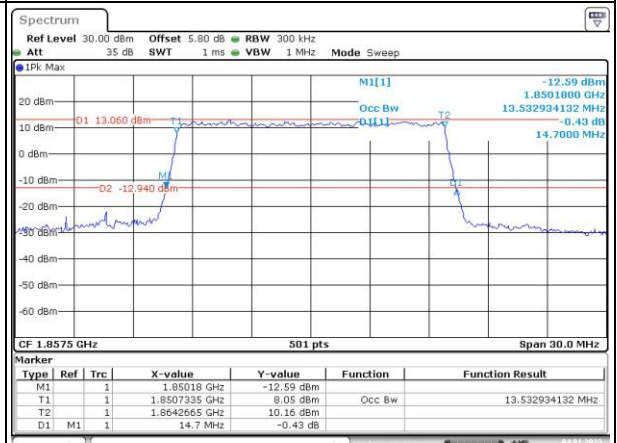
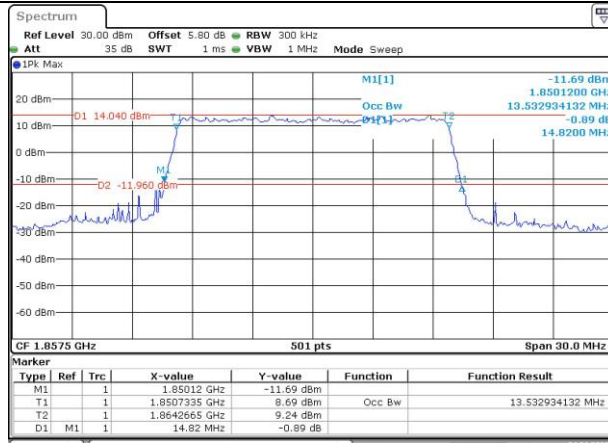
Occupied Bandwidth

Channel

15MHz Bandwidth QPSK

15MHz Bandwidth 16QAM

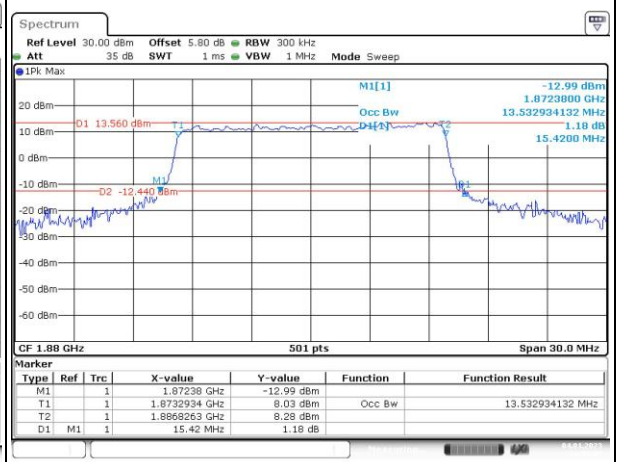
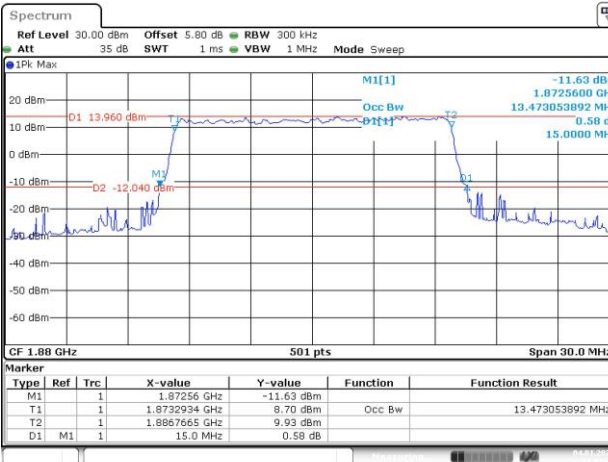
Lowest



Date: 4.JAN.2023 14:37:24

Date: 4.JAN.2023 14:37:55

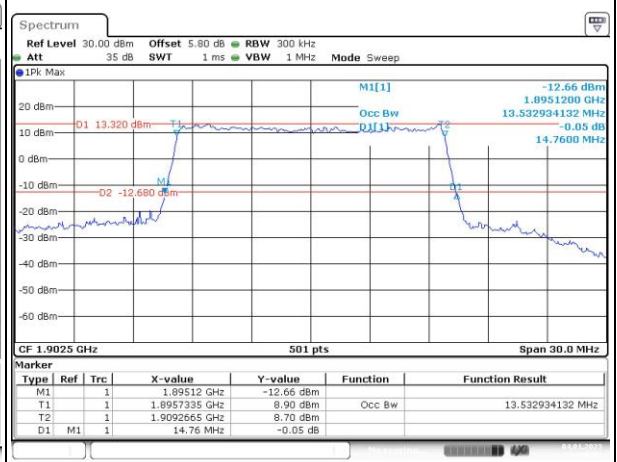
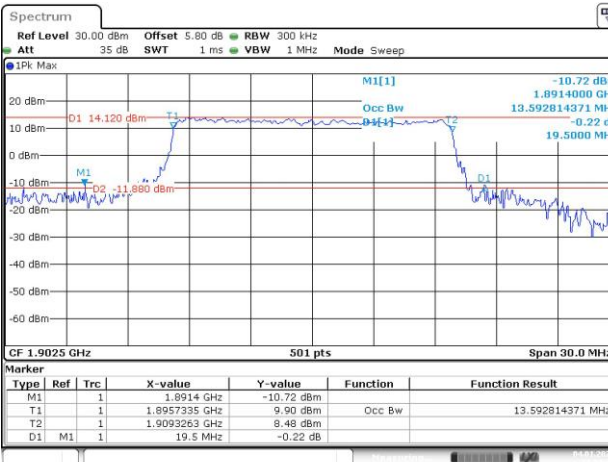
Middle



Date: 4.JAN.2023 14:38:26

Date: 4.JAN.2023 14:39:08

Highest



Date: 4.JAN.2023 14:39:33

Date: 4.JAN.2023 14:40:02

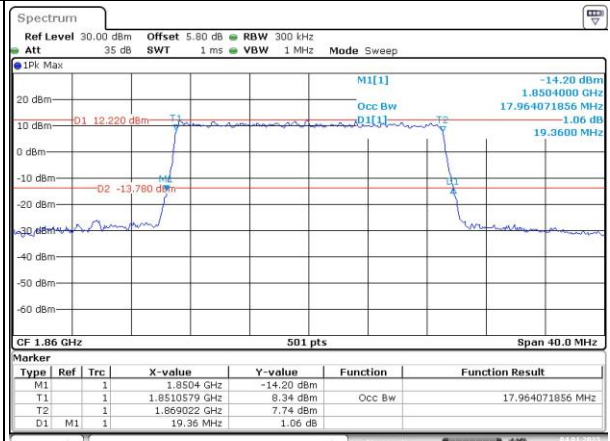
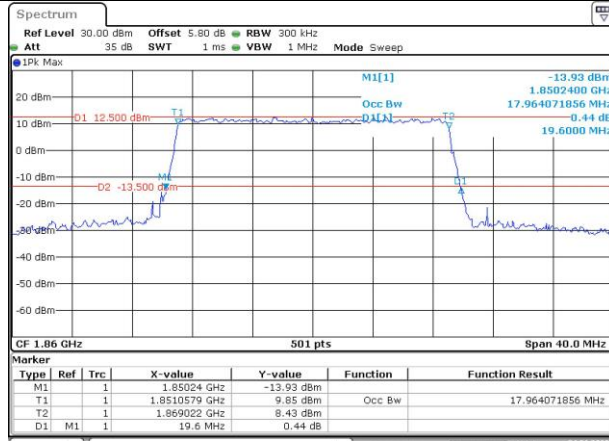
Occupied Bandwidth

Channel

20MHz Bandwidth QPSK

20MHz Bandwidth 16QAM

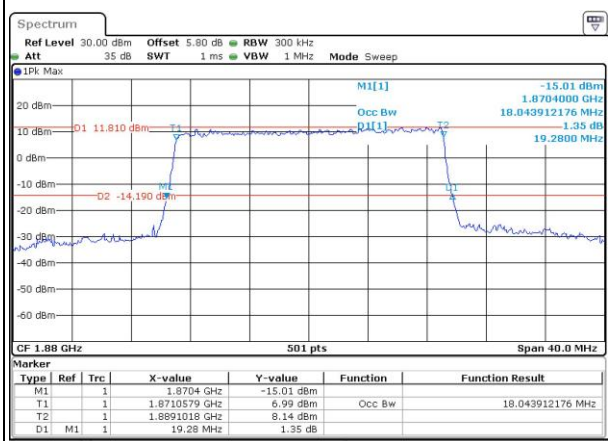
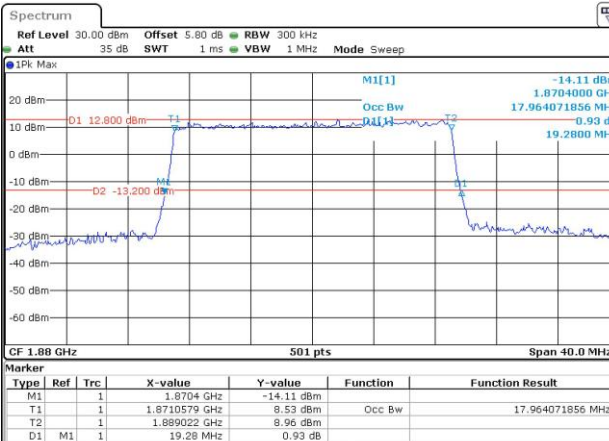
Lowest



Date: 4.JAN.2023 14:41:09

Date: 4.JAN.2023 14:41:33

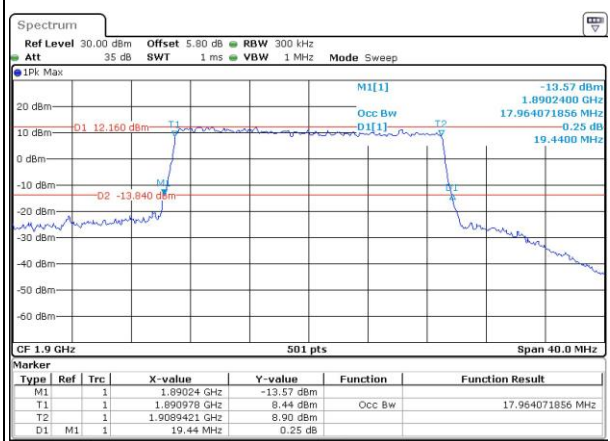
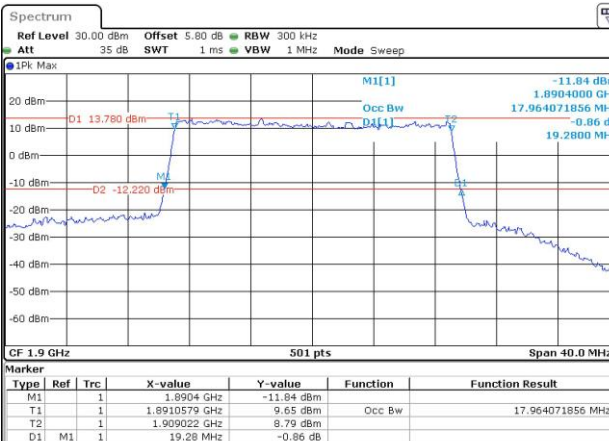
Middle



Date: 4.JAN.2023 14:41:54

Date: 4.JAN.2023 14:42:15

Highest



Date: 4.JAN.2023 14:42:36

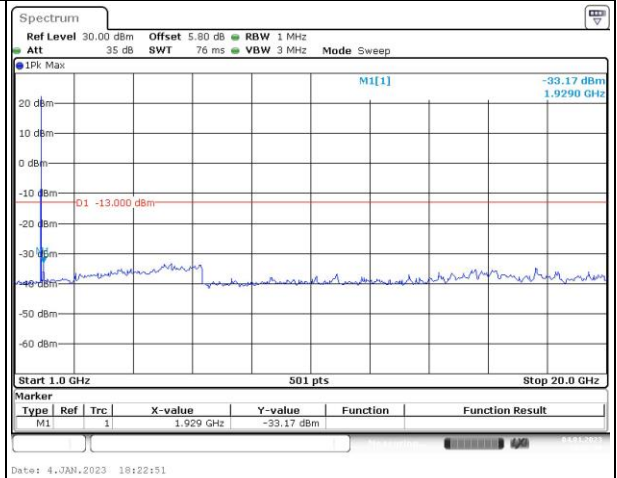
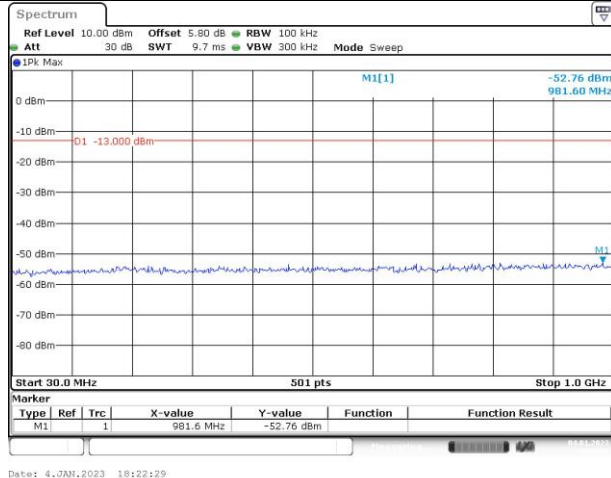
Date: 4.JAN.2023 14:43:03

Spurious Emissions at Antenna Terminal

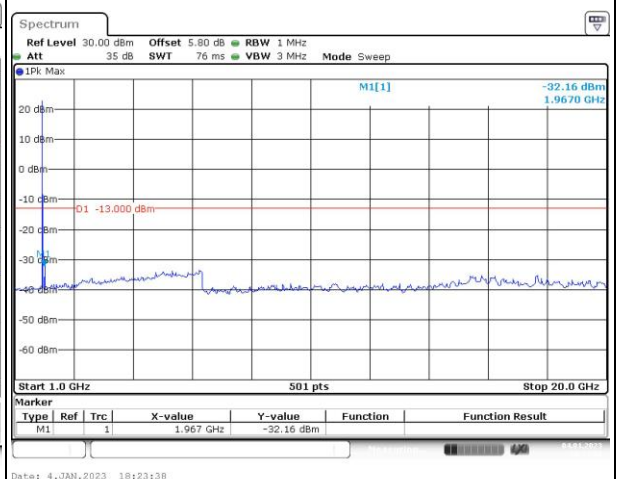
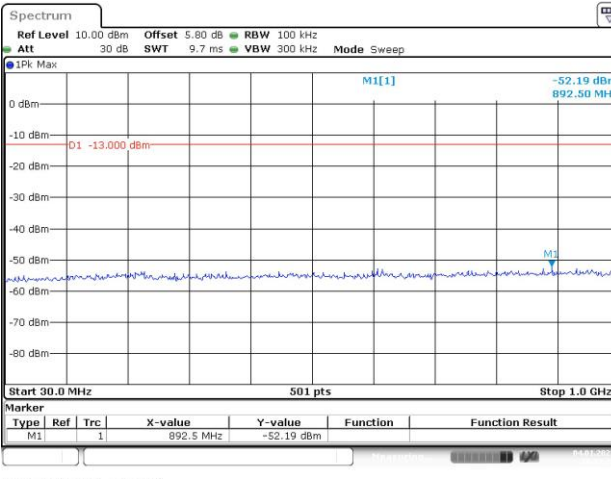
Channel

1.4MHz Bandwidth QPSK

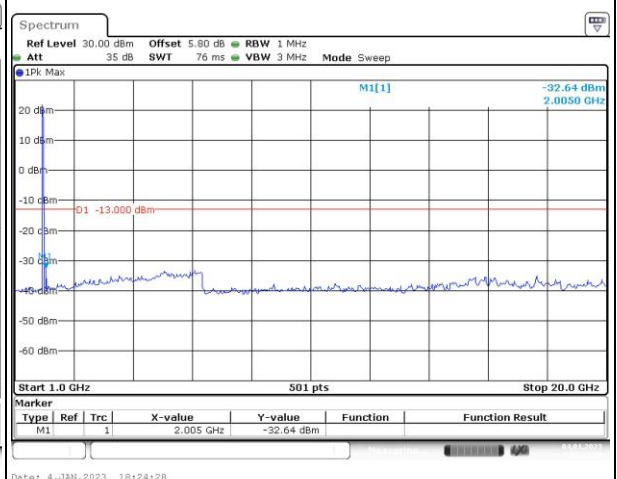
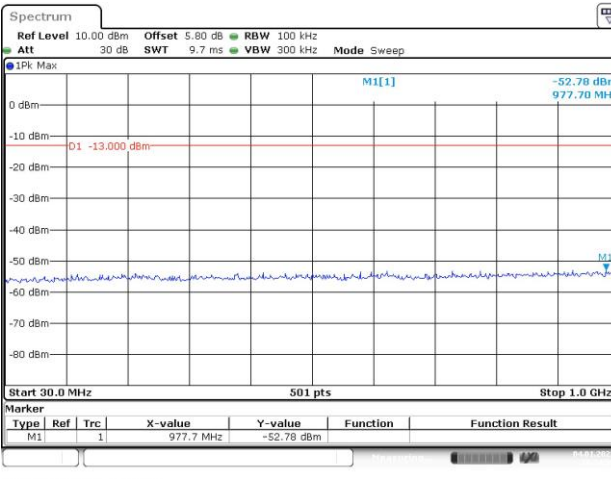
Lowest



Middle



Highest

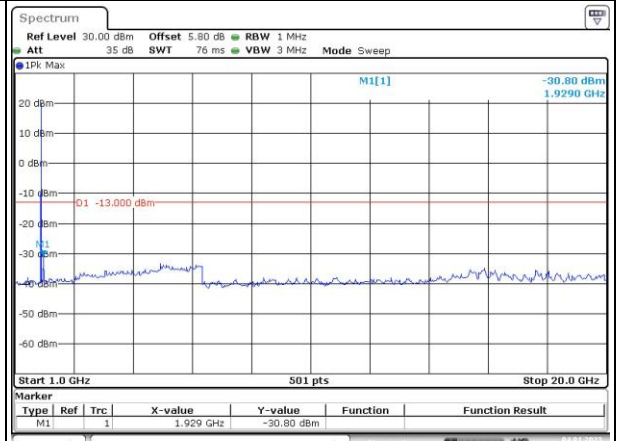
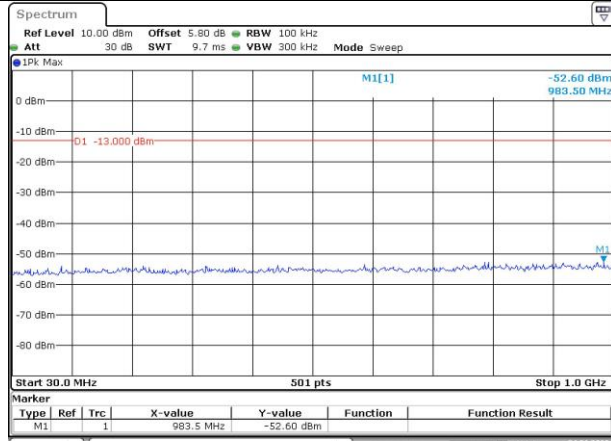


Spurious Emissions at Antenna Terminal

Channel

3MHz Bandwidth QPSK

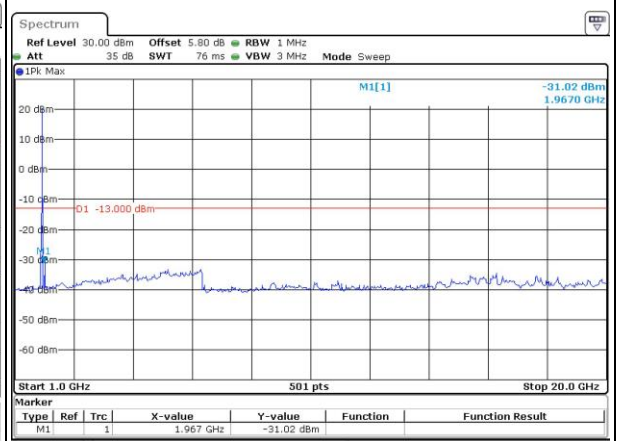
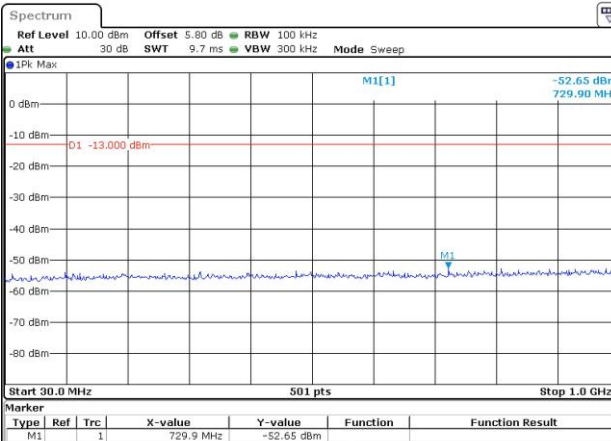
Lowest



Date: 4.JAN.2023 18:25:17

Date: 4.JAN.2023 18:25:39

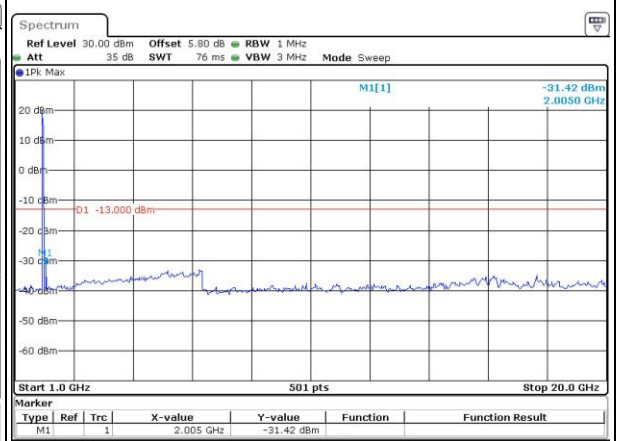
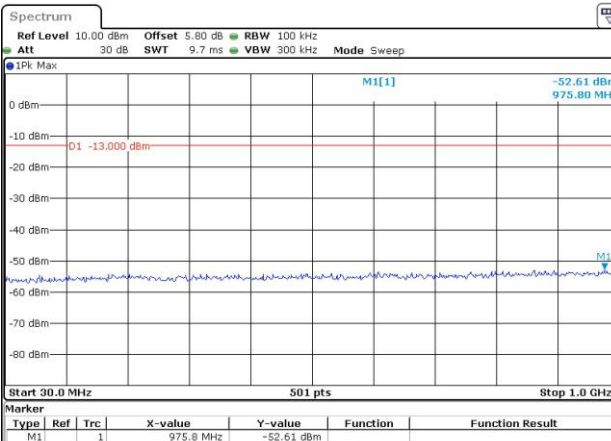
Middle



Date: 4.JAN.2023 18:26:10

Date: 4.JAN.2023 18:26:35

Highest



Date: 4.JAN.2023 18:27:04

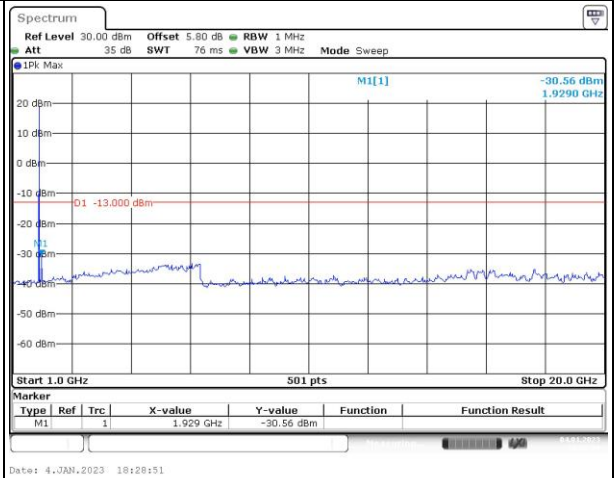
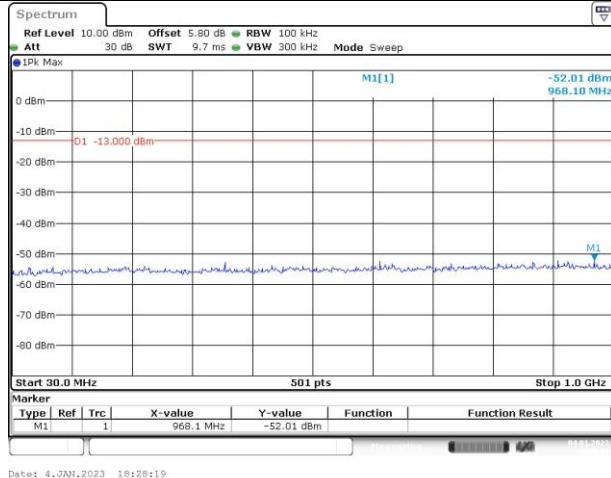
Date: 4.JAN.2023 18:27:29

Spurious Emissions at Antenna Terminal

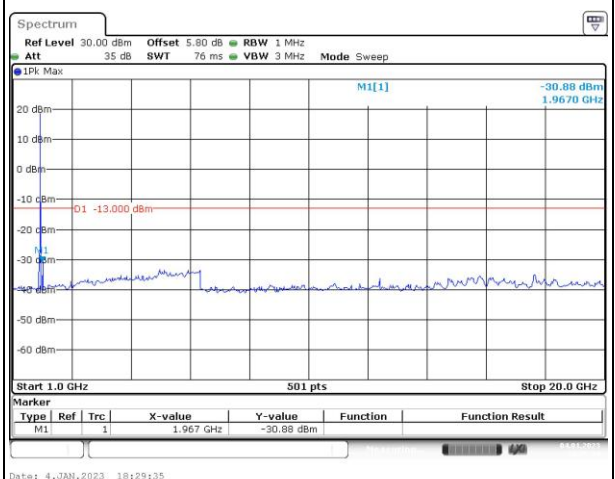
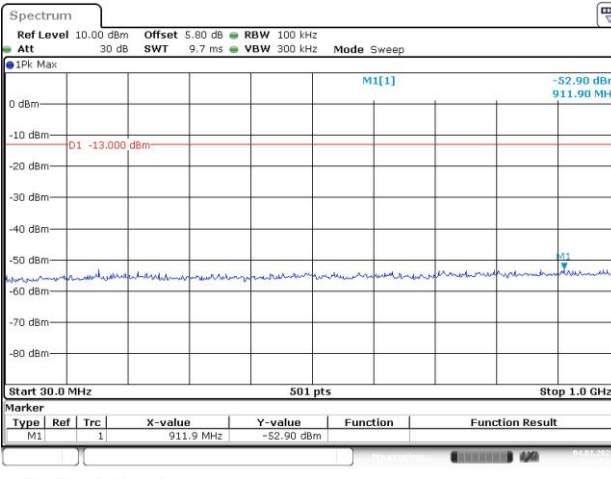
Channel

5MHz Bandwidth QPSK

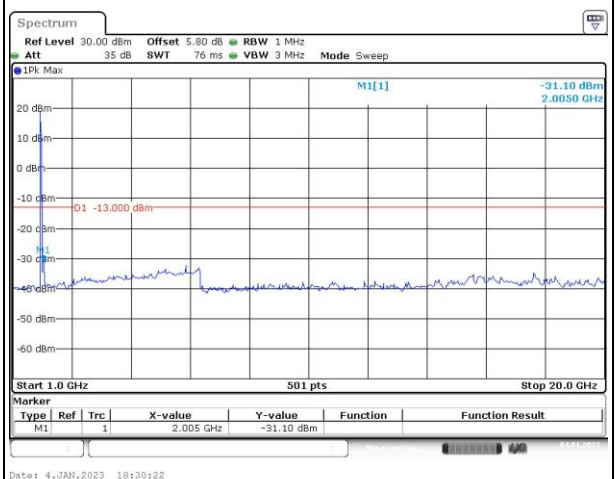
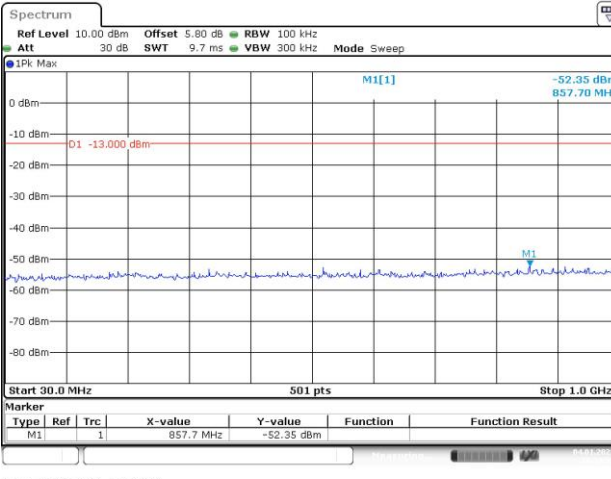
Lowest



Middle



Highest

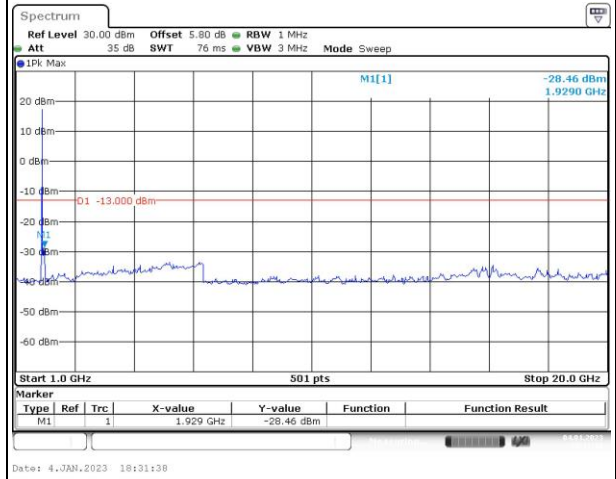
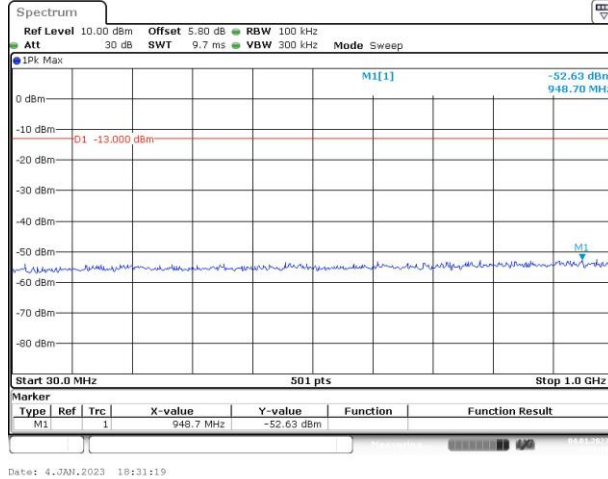


Spurious Emissions at Antenna Terminal

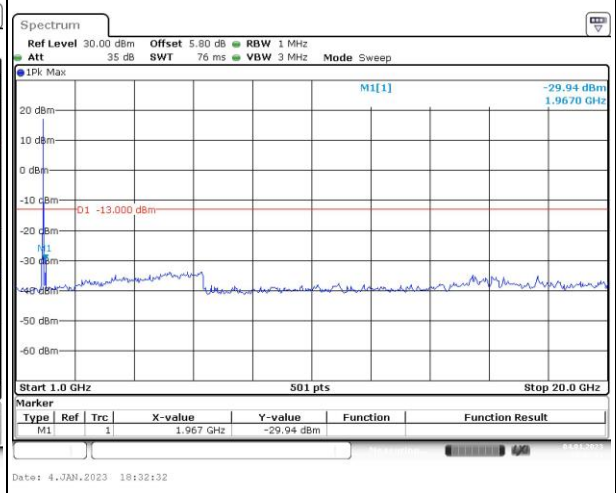
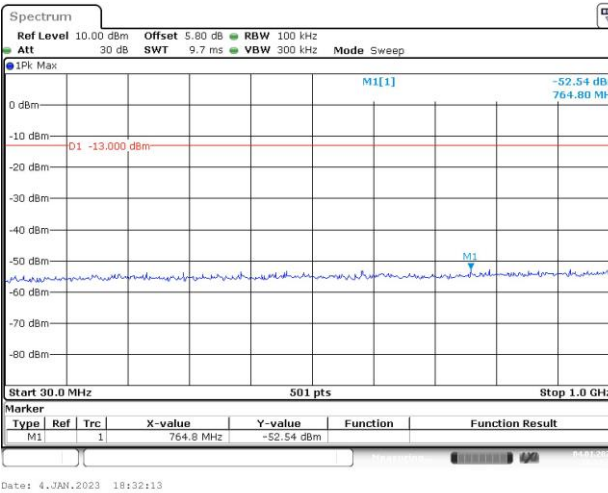
Channel

10MHz Bandwidth QPSK

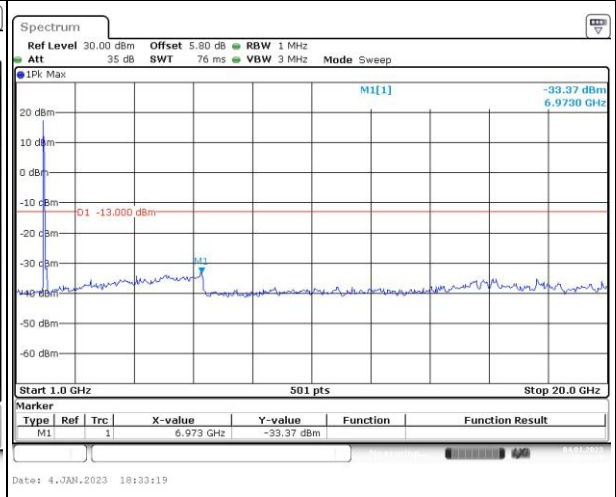
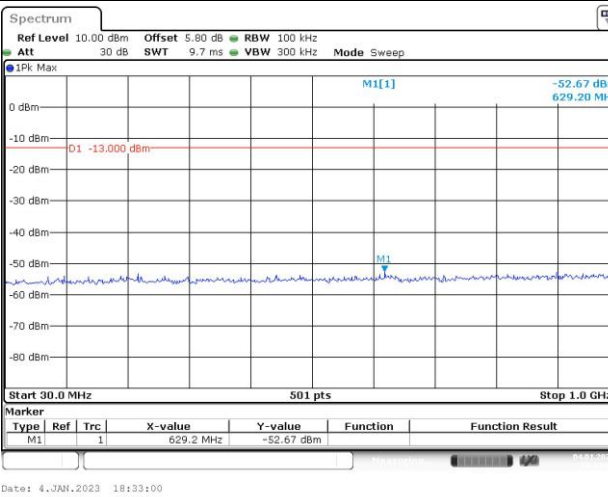
Lowest



Middle



Highest

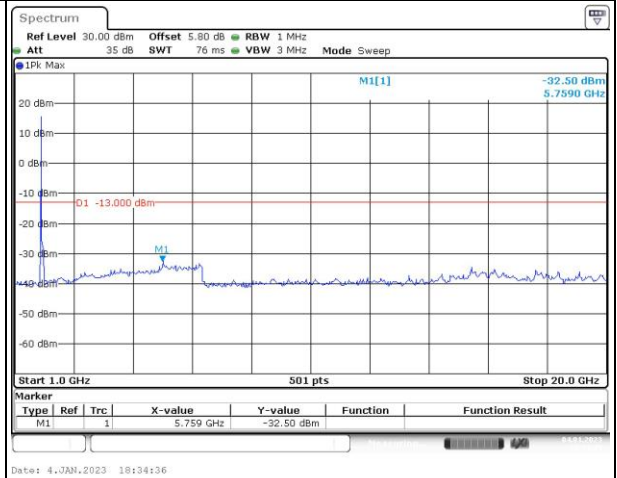
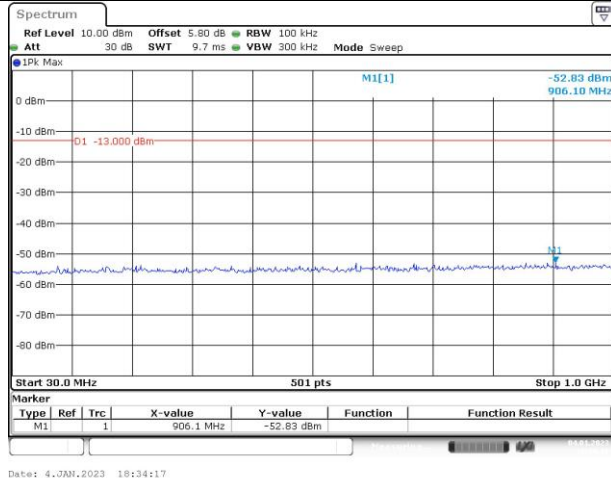


Spurious Emissions at Antenna Terminal

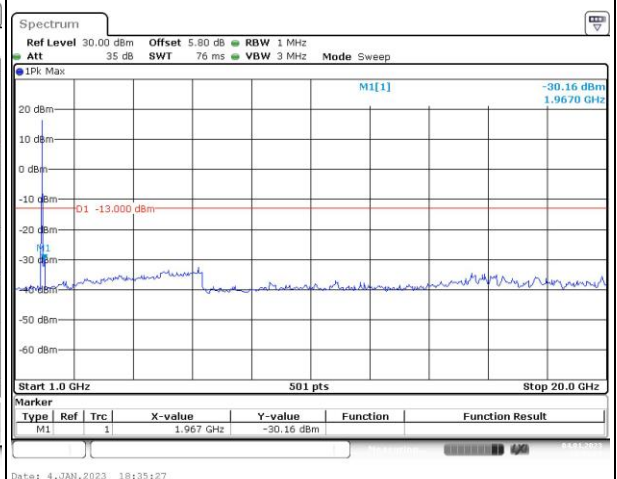
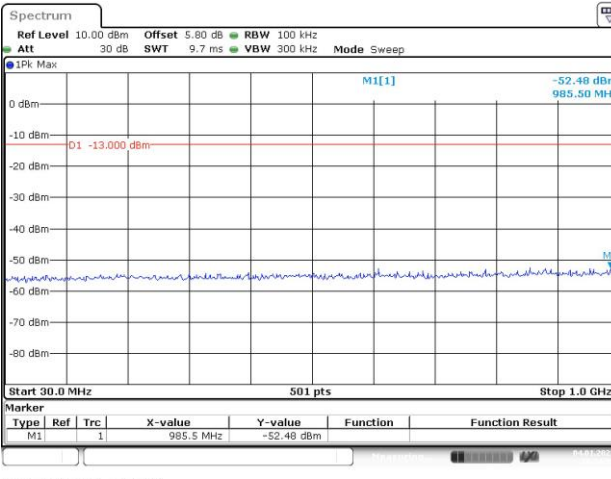
Channel

15MHz Bandwidth QPSK

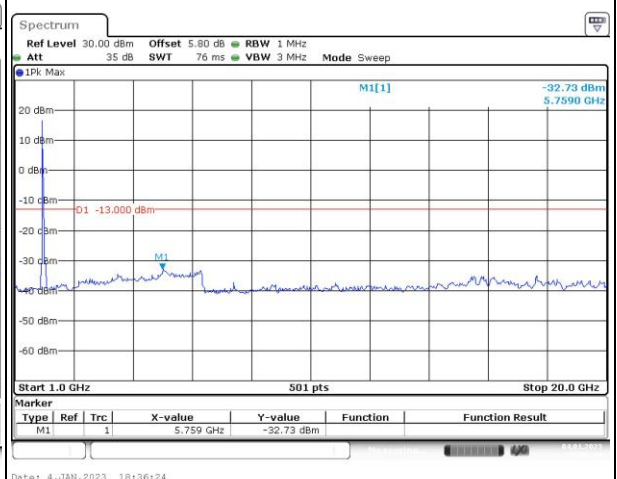
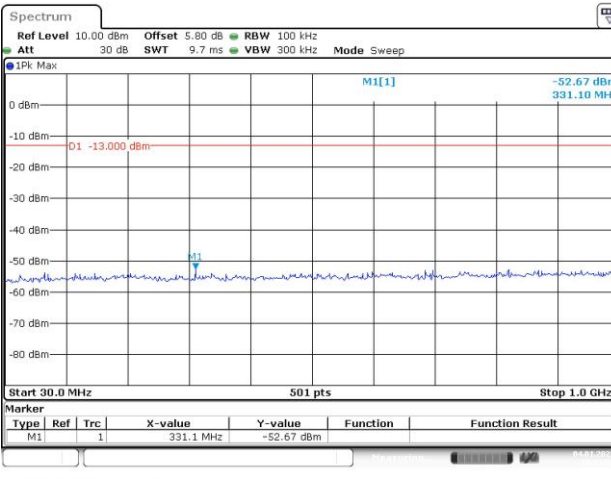
Lowest



Middle



Highest

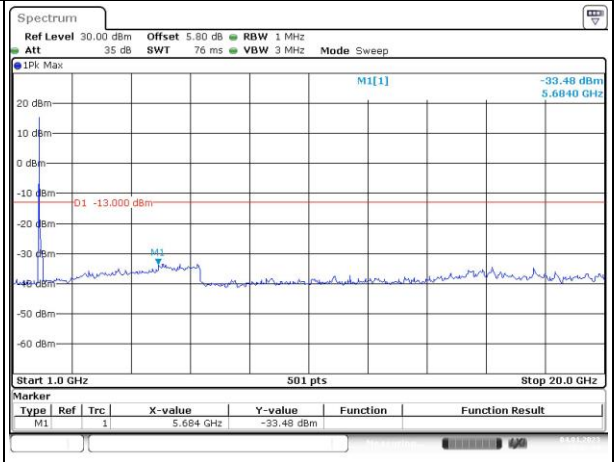
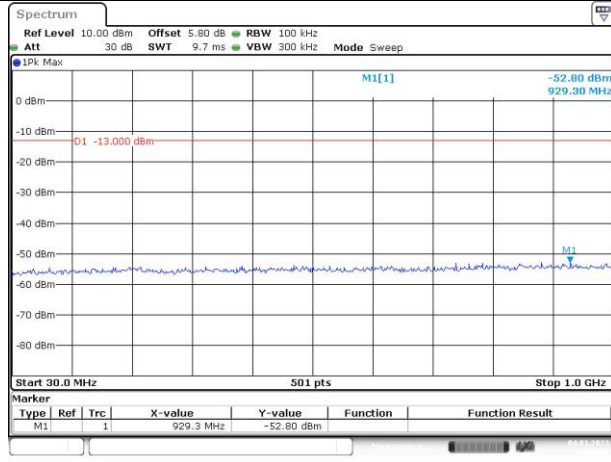


Spurious Emissions at Antenna Terminal

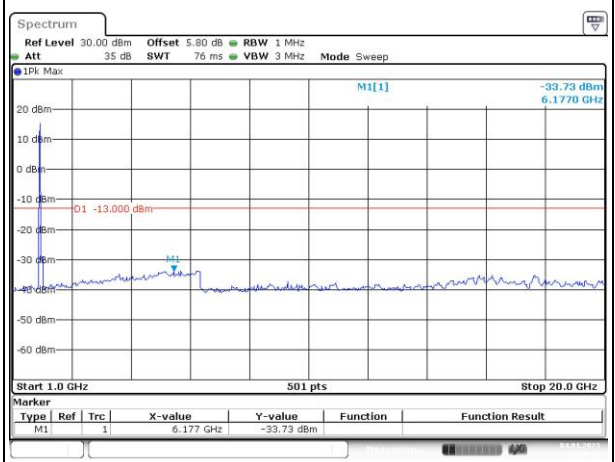
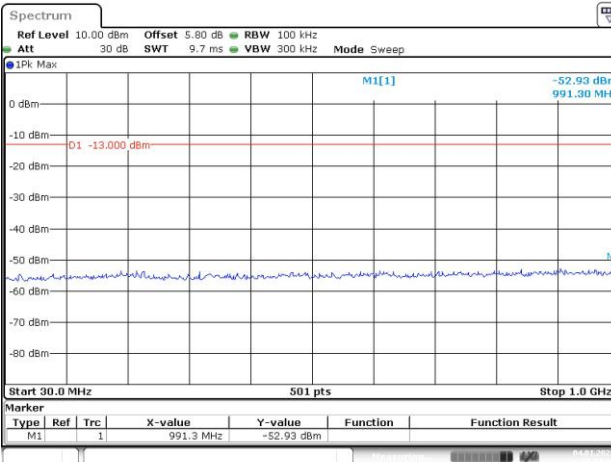
Channel

20MHz Bandwidth QPSK

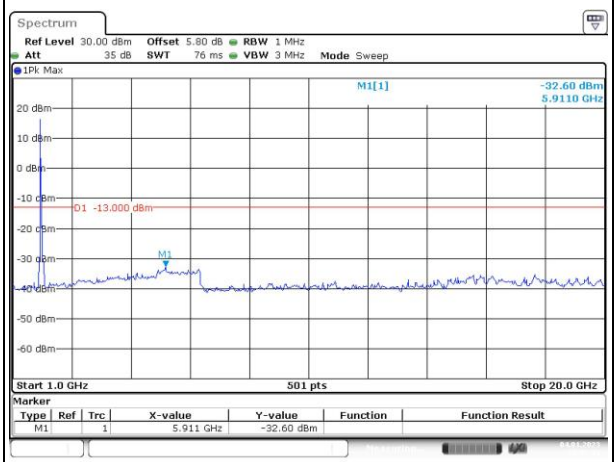
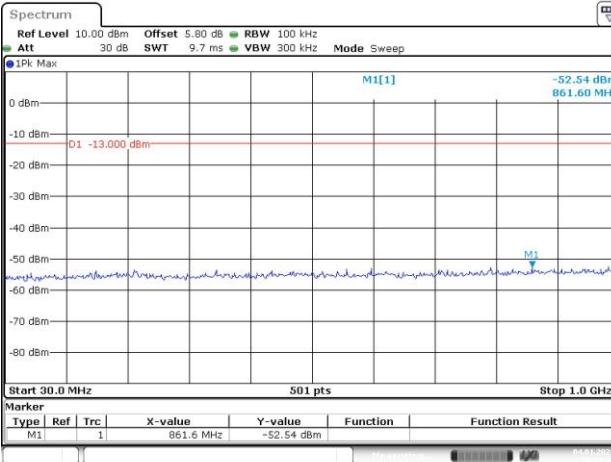
Lowest



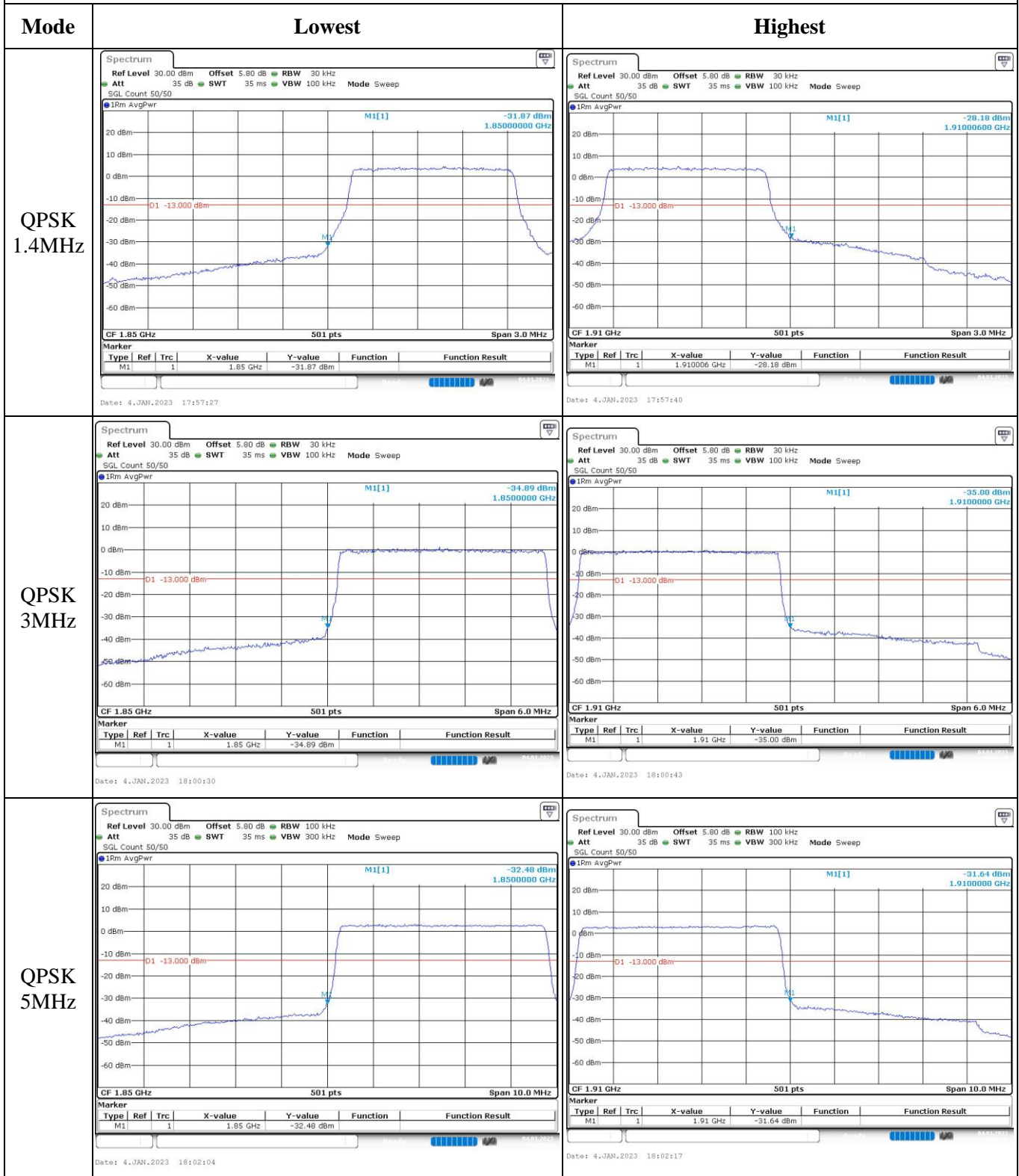
Middle



Highest



Out of band emission, Band Edge



Out of band emission, Band Edge

