

Plot 1#: GSM 850_Head Left Cheek_Mid**DUT: BISON GT2; Type: Smart Phone; Serial: SZ1220402-12151E-SA-S1**

Communication System: UID 0, Generic GSM (0); Frequency: 836.6 MHz; Duty Cycle: 1:8

Medium parameters used (interpolated): $f = 836.6$ MHz; $\sigma = 0.889$ S/m; $\epsilon_r = 42.651$; $\rho = 1000$ kg/m³

Phantom section: Left Section

DASY5 Configuration:

- Probe: EX3DV4 - SN3619; ConvF(8.63, 8.63, 8.63) @ 836.6 MHz;
- Sensor-Surface: 4mm (Mechanical Surface Detection)
- Electronics: DAE4 Sn1211; Calibrated: 2022/03/01
- Phantom: Twin SAM; Type: QD000P40CD; Serial: 1744
- Measurement SW: DASY52, Version 52.10 (2);

Head Left Cheek/GSM 850 Mid/Area Scan (71x91x1): Interpolated grid: dx=1.500 mm, dy=1.500 mm

Maximum value of SAR (interpolated) = 0.0704 W/kg

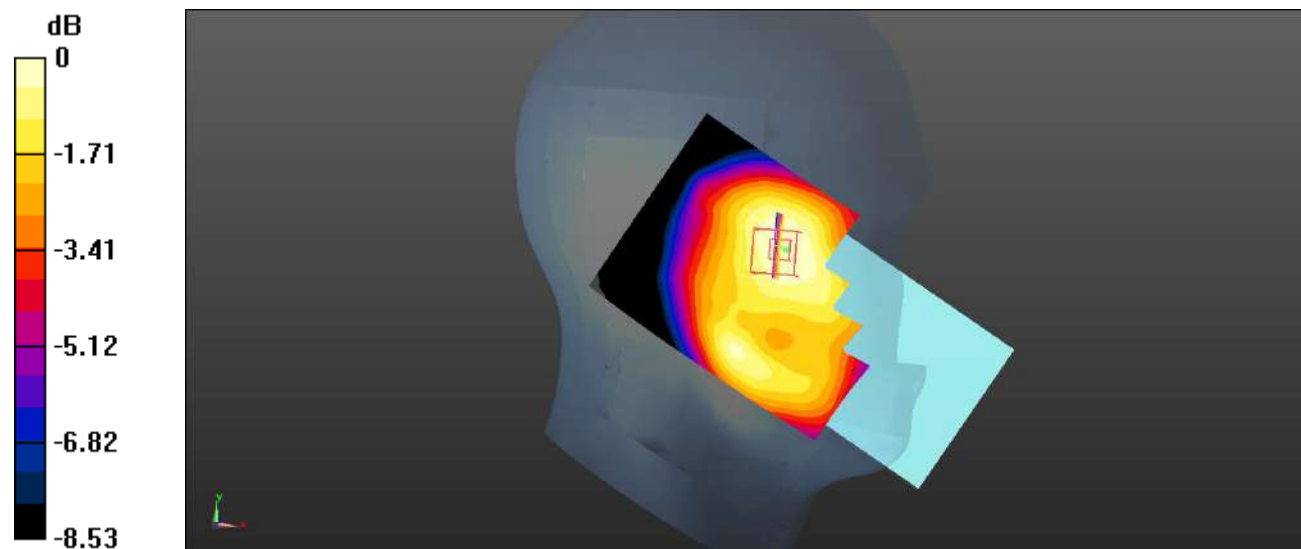
Head Left Cheek/GSM 850 Mid/Zoom Scan (5x5x7)/Cube 0: Measurement grid: dx=8mm, dy=8mm, dz=5mm

Reference Value = 3.394 V/m; Power Drift = -0.09 dB

Peak SAR (extrapolated) = 0.0810 W/kg

SAR(1 g) = 0.067 W/kg; SAR(10 g) = 0.053 W/kg

Maximum value of SAR (measured) = 0.0693 W/kg



0 dB = 0.0693 W/kg = -11.59 dBW/kg

Plot 2#: GSM 850_Head Left Tilt_Mid**DUT: BISON GT2; Type: Smart Phone; Serial: SZ1220402-12151E-SA-S1**

Communication System: UID 0, Generic GSM (0); Frequency: 836.6 MHz; Duty Cycle: 1:8

Medium parameters used (interpolated): $f = 836.6$ MHz; $\sigma = 0.889$ S/m; $\epsilon_r = 42.651$; $\rho = 1000$ kg/m³

Phantom section: Left Section

DASY5 Configuration:

- Probe: EX3DV4 - SN3619; ConvF(8.63, 8.63, 8.63) @ 836.6 MHz;
- Sensor-Surface: 4mm (Mechanical Surface Detection)
- Electronics: DAE4 Sn1211; Calibrated: 2022/03/01
- Phantom: Twin SAM; Type: QD000P40CD; Serial: 1744
- Measurement SW: DASY52, Version 52.10 (2);

Head Left Tilt/GSM 850 Mid/Area Scan (71x91x1): Interpolated grid: dx=1.500 mm, dy=1.500 mm

Maximum value of SAR (interpolated) = 0.0471 W/kg


Head Left Tilt/GSM 850 Mid/Zoom Scan (5x5x7)/Cube 0: Measurement grid: dx=8mm, dy=8mm, dz=5mm

Reference Value = 4.065 V/m; Power Drift = -0.07 dB

Peak SAR (extrapolated) = 0.0580 W/kg

SAR(1 g) = 0.046 W/kg; SAR(10 g) = 0.036 W/kg

Maximum value of SAR (measured) = 0.0478 W/kg



0 dB = 0.0478 W/kg = -13.21 dBW/kg

Plot 3#: GSM 850_Head Right Cheek_Low**DUT: BISON GT2; Type: Smart Phone; Serial: SZ1220402-12151E-SA-S1**

Communication System: UID 0, Generic GSM (0); Frequency: 824.2 MHz; Duty Cycle: 1:8

Medium parameters used (interpolated): $f = 824.2$ MHz; $\sigma = 0.883$ S/m; $\epsilon_r = 42.699$; $\rho = 1000$ kg/m³

Phantom section: Right Section

DASY5 Configuration:

- Probe: EX3DV4 - SN3619; ConvF(8.63, 8.63, 8.63) @ 824.2 MHz;
- Sensor-Surface: 4mm (Mechanical Surface Detection)
- Electronics: DAE4 Sn1211; Calibrated: 2022/03/01
- Phantom: Twin SAM; Type: QD000P40CD; Serial: 1744
- Measurement SW: DASY52, Version 52.10 (2);

Head Right Cheek/GSM 850 Low/Area Scan (71x91x1): Interpolated grid: dx=1.500 mm, dy=1.500 mm

Maximum value of SAR (interpolated) = 0.104 W/kg

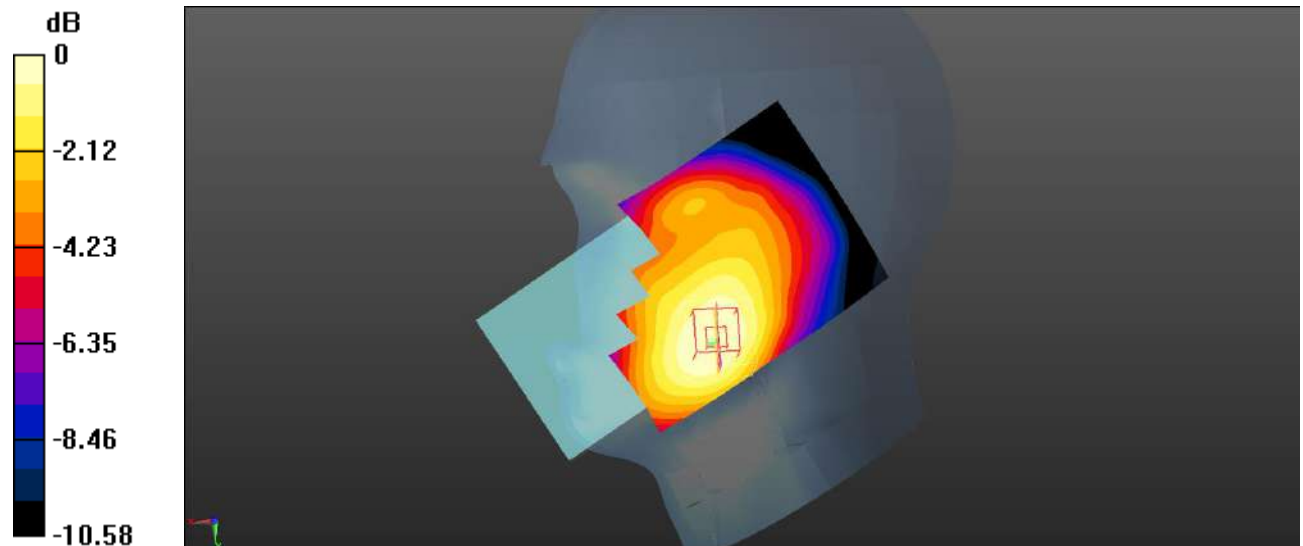
Head Right Cheek/GSM 850 Low/Zoom Scan (5x5x7)/Cube 0: Measurement grid: dx=8mm, dy=8mm, dz=5mm

Reference Value = 3.629 V/m; Power Drift = 0.15 dB

Peak SAR (extrapolated) = 0.115 W/kg

SAR(1 g) = 0.098 W/kg; SAR(10 g) = 0.078 W/kg

Maximum value of SAR (measured) = 0.101 W/kg



0 dB = 0.101 W/kg = -9.96 dBW/kg

Plot 4#: GSM 850_Head Right Cheek_Mid**DUT: BISON GT2; Type: Smart Phone; Serial: SZ1220402-12151E-SA-S1**

Communication System: UID 0, Generic GSM (0); Frequency: 836.6 MHz; Duty Cycle: 1:8

Medium parameters used (interpolated): $f = 836.6$ MHz; $\sigma = 0.889$ S/m; $\epsilon_r = 42.651$; $\rho = 1000$ kg/m³

Phantom section: Right Section

DASY5 Configuration:

- Probe: EX3DV4 - SN3619; ConvF(8.63, 8.63, 8.63) @ 836.6 MHz;
- Sensor-Surface: 4mm (Mechanical Surface Detection)
- Electronics: DAE4 Sn1211; Calibrated: 2022/03/01
- Phantom: Twin SAM; Type: QD000P40CD; Serial: 1744
- Measurement SW: DASY52, Version 52.10 (2);

Head Right Cheek/GSM 850 Mid/Area Scan (71x91x1): Interpolated grid: dx=1.500 mm, dy=1.500 mm

Maximum value of SAR (interpolated) = 0.0908 W/kg

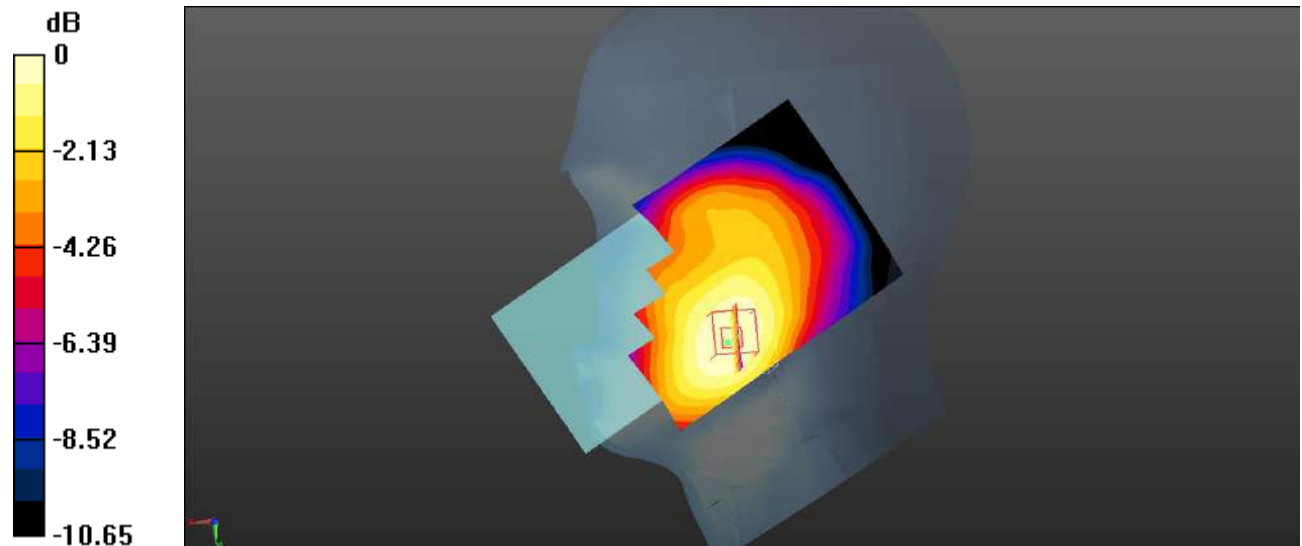
Head Right Cheek/GSM 850 Mid/Zoom Scan (5x5x7)/Cube 0: Measurement grid: dx=8mm, dy=8mm, dz=5mm

Reference Value = 3.891 V/m; Power Drift = -0.14 dB

Peak SAR (extrapolated) = 0.101 W/kg

SAR(1 g) = 0.087 W/kg; SAR(10 g) = 0.069 W/kg

Maximum value of SAR (measured) = 0.0890 W/kg



0 dB = 0.0890 W/kg = -10.51 dBW/kg

Plot 5#: GSM 850_Head Right Cheek_High**DUT: BISON GT2; Type: Smart Phone; Serial: SZ1220402-12151E-SA-S1**

Communication System: UID 0, Generic GSM (0); Frequency: 848.8 MHz; Duty Cycle: 1:8

Medium parameters used (interpolated): $f = 848.8$ MHz; $\sigma = 0.894$ S/m; $\epsilon_r = 42.633$; $\rho = 1000$ kg/m³

Phantom section: Right Section

DASY5 Configuration:

- Probe: EX3DV4 - SN3619; ConvF(8.63, 8.63, 8.63) @ 848.8 MHz;
- Sensor-Surface: 4mm (Mechanical Surface Detection)
- Electronics: DAE4 Sn1211; Calibrated: 2022/03/01
- Phantom: Twin SAM; Type: QD000P40CD; Serial: 1744
- Measurement SW: DASY52, Version 52.10 (2);

Head Right Cheek/GSM 850 High/Area Scan (71x91x1): Interpolated grid: dx=1.500 mm, dy=1.500 mm

Maximum value of SAR (interpolated) = 0.0831 W/kg


Head Right Cheek/GSM 850 High/Zoom Scan (5x5x7)/Cube 0: Measurement grid: dx=8mm, dy=8mm, dz=5mm

Reference Value = 3.574 V/m; Power Drift = -0.12 dB

Peak SAR (extrapolated) = 0.0920 W/kg

SAR(1 g) = 0.079 W/kg; SAR(10 g) = 0.062 W/kg

Maximum value of SAR (measured) = 0.0812 W/kg



0 dB = 0.0812 W/kg = -10.90 dBW/kg

Plot 6#: GSM 850_Head Right Tilt_Mid**DUT: BISON GT2; Type: Smart Phone; Serial: SZ1220402-12151E-SA-S1**

Communication System: UID 0, Generic GSM (0); Frequency: 836.6 MHz; Duty Cycle: 1:8

Medium parameters used (interpolated): $f = 836.6$ MHz; $\sigma = 0.889$ S/m; $\epsilon_r = 42.651$; $\rho = 1000$ kg/m³

Phantom section: Right Section

DASY5 Configuration:

- Probe: EX3DV4 - SN3619; ConvF(8.63, 8.63, 8.63) @ 836.6 MHz;
- Sensor-Surface: 4mm (Mechanical Surface Detection)
- Electronics: DAE4 Sn1211; Calibrated: 2022/03/01
- Phantom: Twin SAM; Type: QD000P40CD; Serial: 1744
- Measurement SW: DASY52, Version 52.10 (2);

Head Right Tilt/GSM 850 Mid/Area Scan (71x91x1): Interpolated grid: dx=1.500 mm, dy=1.500 mm

Maximum value of SAR (interpolated) = 0.0419 W/kg


Head Right Tilt/GSM 850 Mid/Zoom Scan (5x5x7)/Cube 0: Measurement grid: dx=8mm, dy=8mm, dz=5mm

Reference Value = 5.010 V/m; Power Drift = -0.07 dB

Peak SAR (extrapolated) = 0.0540 W/kg

SAR(1 g) = 0.041 W/kg; SAR(10 g) = 0.031 W/kg

Maximum value of SAR (measured) = 0.0419 W/kg



0 dB = 0.0419 W/kg = -13.78 dBW/kg

Plot 7#: GSM 850_ Body Worn Back _Mid**DUT: BISON GT2; Type: Smart Phone; Serial: SZ1220402-12151E-SA-S1**

Communication System: UID 0, Generic GSM (0); Frequency: 836.6 MHz; Duty Cycle: 1:8

Medium parameters used (interpolated): $f = 836.6$ MHz; $\sigma = 0.889$ S/m; $\epsilon_r = 42.651$; $\rho = 1000$ kg/m³

Phantom section: Flat Section

DASY5 Configuration:

- Probe: EX3DV4 - SN3619; ConvF(8.63, 8.63, 8.63) @ 836.6 MHz;
- Sensor-Surface: 4mm (Mechanical Surface Detection)
- Electronics: DAE4 Sn1211; Calibrated: 2022/03/01
- Phantom: Twin SAM; Type: QD000P40CD; Serial: 1744
- Measurement SW: DASY52, Version 52.10 (2);

Body Worn Back/GSM 850 Mid/Area Scan (71x91x1): Interpolated grid: dx=1.500 mm, dy=1.500 mm

Maximum value of SAR (interpolated) = 0.207 W/kg

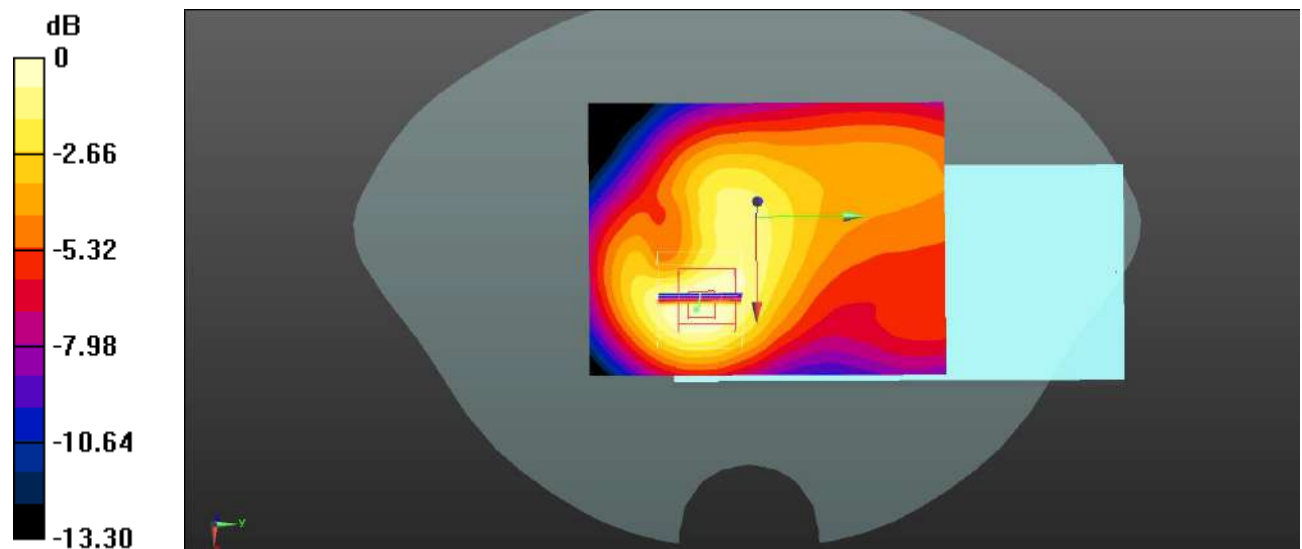
Body Worn Back/GSM 850 Mid/Zoom Scan (5x5x7)/Cube 0: Measurement grid: dx=8mm, dy=8mm, dz=5mm

Reference Value = 14.07 V/m; Power Drift = -0.17 dB

Peak SAR (extrapolated) = 0.297 W/kg

SAR(1 g) = 0.185 W/kg; SAR(10 g) = 0.112 W/kg

Maximum value of SAR (measured) = 0.200 W/kg



0 dB = 0.200 W/kg = -6.99 dBW/kg

Plot 8#: GSM 850_ Body Front _Low**DUT: BISON GT2; Type: Smart Phone; Serial: SZ1220402-12151E-SA-S1**

Communication System: UID 0, Generic GPRS-2 slots (0); Frequency: 824.2 MHz; Duty Cycle: 1:4
Medium parameters used (interpolated): $f = 824.2$ MHz; $\sigma = 0.883$ S/m; $\epsilon_r = 42.699$; $\rho = 1000$ kg/m³
Phantom section: Flat Section

DASY5 Configuration:

- Probe: EX3DV4 - SN3619; ConvF(8.63, 8.63, 8.63) @ 824.2 MHz;
- Sensor-Surface: 4mm (Mechanical Surface Detection)
- Electronics: DAE4 Sn1211; Calibrated: 2022/03/01
- Phantom: Twin SAM; Type: QD000P40CD; Serial: 1744
- Measurement SW: DASY52, Version 52.10 (2);

Body Front/GSM 850 Low/Area Scan (71x91x1): Interpolated grid: dx=1.500 mm, dy=1.500 mm

Maximum value of SAR (interpolated) = 0.330 W/kg

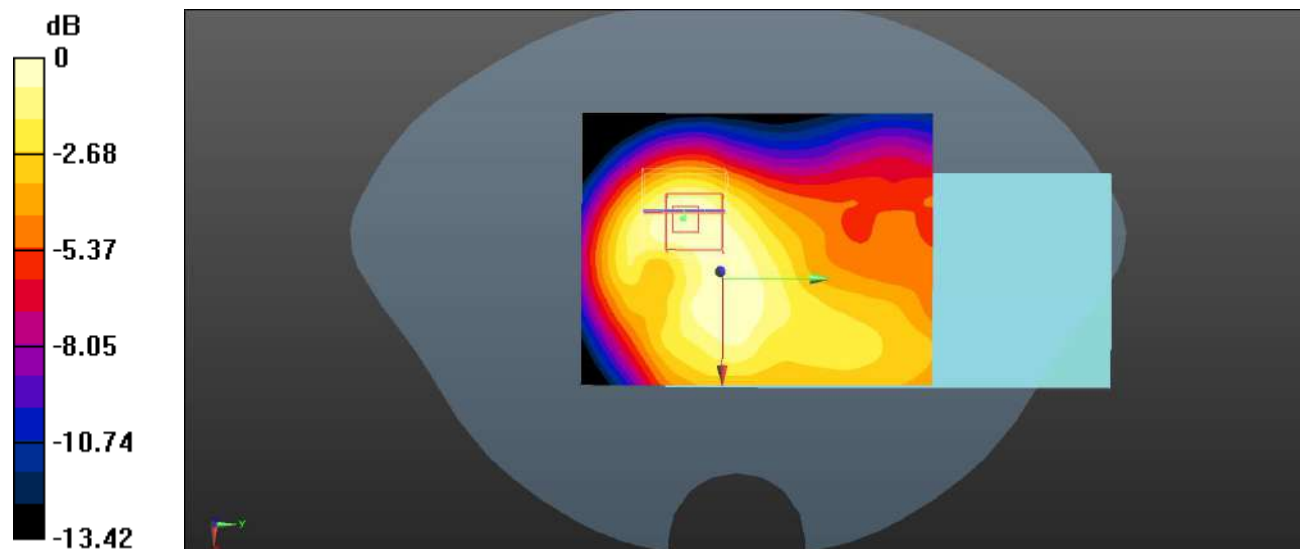
Body Front/GSM 850 Low/Zoom Scan (5x5x7)/Cube 0: Measurement grid: dx=8mm, dy=8mm, dz=5mm

Reference Value = 18.29 V/m; Power Drift = -0.16 dB

Peak SAR (extrapolated) = 0.536 W/kg

SAR(1 g) = 0.309 W/kg; SAR(10 g) = 0.185 W/kg

Maximum value of SAR (measured) = 0.331 W/kg



0 dB = 0.331 W/kg = -4.80 dBW/kg

Plot 8#: GSM 850_ Body Front _Mid**DUT: BISON GT2; Type: Smart Phone; Serial: SZ1220402-12151E-SA-S1**

Communication System: UID 0, Generic GPRS-2 slots (0); Frequency: 836.6 MHz; Duty Cycle: 1:4
 Medium parameters used (interpolated): $f = 836.6$ MHz; $\sigma = 0.889$ S/m; $\epsilon_r = 42.651$; $\rho = 1000$ kg/m³
 Phantom section: Flat Section

DASY5 Configuration:

- Probe: EX3DV4 - SN3619; ConvF(8.63, 8.63, 8.63) @ 836.6 MHz;
- Sensor-Surface: 4mm (Mechanical Surface Detection)
- Electronics: DAE4 Sn1211; Calibrated: 2022/03/01
- Phantom: Twin SAM; Type: QD000P40CD; Serial: 1744
- Measurement SW: DASY52, Version 52.10 (2);

Body Front/GSM 850 Mid/Area Scan (71x91x1): Interpolated grid: dx=1.500 mm, dy=1.500 mm

Maximum value of SAR (interpolated) = 0.369 W/kg

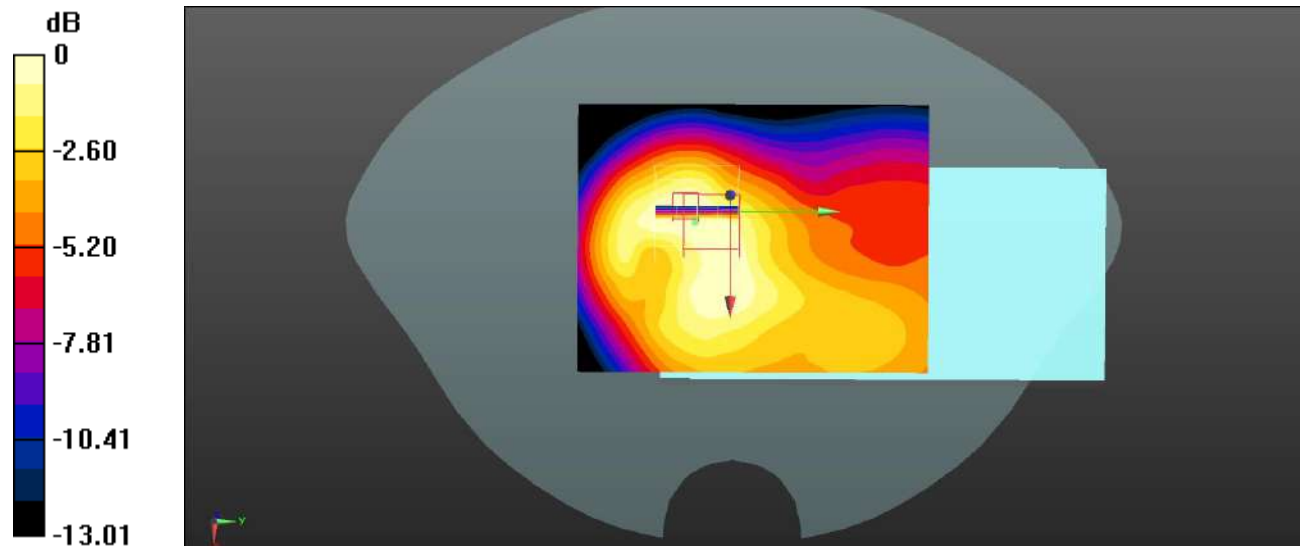
Body Front/GSM 850 Mid/Zoom Scan (5x5x7)/Cube 0: Measurement grid: dx=8mm, dy=8mm, dz=5mm

Reference Value = 19.15 V/m; Power Drift = -0.20 dB

Peak SAR (extrapolated) = 0.608 W/kg

SAR(1 g) = 0.347 W/kg; SAR(10 g) = 0.207 W/kg

Maximum value of SAR (measured) = 0.365 W/kg



0 dB = 0.365 W/kg = -4.38 dBW/kg

Plot 8#: GSM 850_ Body Front _High**DUT: BISON GT2; Type: Smart Phone; Serial: SZ1220402-12151E-SA-S1**

Communication System: UID 0, Generic GPRS-2 slots (0); Frequency: 848.8 MHz; Duty Cycle: 1:4
 Medium parameters used (interpolated): $f = 848.8$ MHz; $\sigma = 0.894$ S/m; $\epsilon_r = 42.633$; $\rho = 1000$ kg/m³
 Phantom section: Flat Section

DASY5 Configuration:

- Probe: EX3DV4 - SN3619; ConvF(8.63, 8.63, 8.63) @ 848.8 MHz;
- Sensor-Surface: 4mm (Mechanical Surface Detection)
- Electronics: DAE4 Sn1211; Calibrated: 2022/03/01
- Phantom: Twin SAM; Type: QD000P40CD; Serial: 1744
- Measurement SW: DASY52, Version 52.10 (2);

Body Front/GSM 850 High/Area Scan (71x91x1): Interpolated grid: dx=1.500 mm, dy=1.500 mm

Maximum value of SAR (interpolated) = 0.301 W/kg

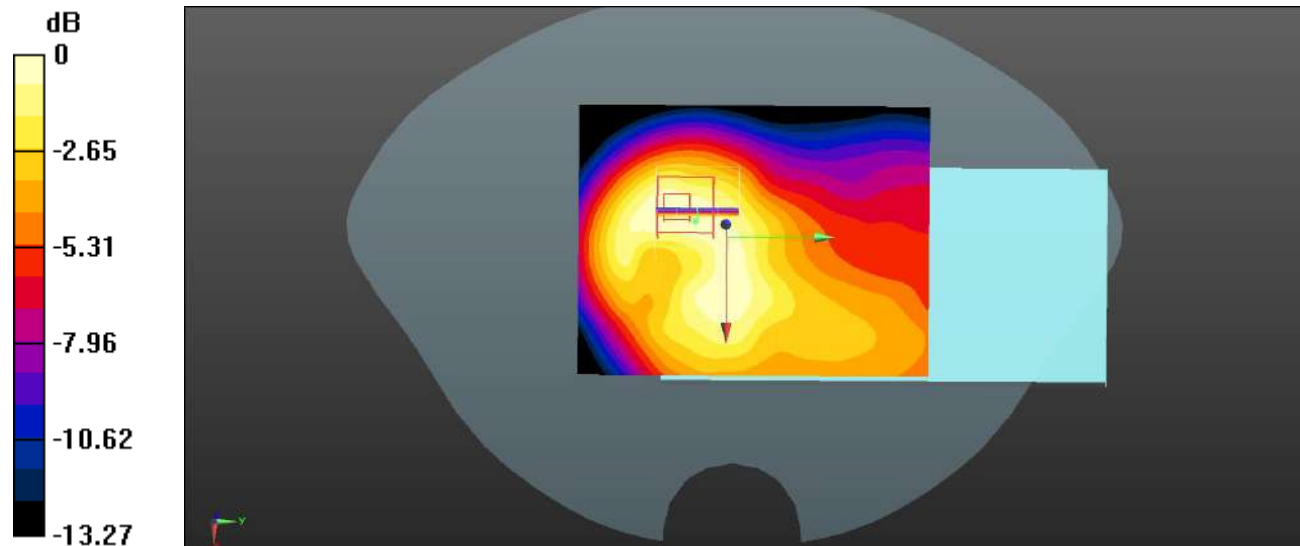
Body Front/GSM 850 High/Zoom Scan (5x5x7)/Cube 0: Measurement grid: dx=8mm, dy=8mm, dz=5mm

Reference Value = 17.18 V/m; Power Drift = -0.14 dB

Peak SAR (extrapolated) = 0.683 W/kg

SAR(1 g) = 0.297 W/kg; SAR(10 g) = 0.177 W/kg

Maximum value of SAR (measured) = 0.303 W/kg



0 dB = 0.303 W/kg = -5.19 dBW/kg

Plot 11#: GSM 850_ Body Back _Mid**DUT: BISON GT2; Type: Smart Phone; Serial: SZ1220402-12151E-SA-S1**

Communication System: UID 0, Generic GPRS-2 slots (0); Frequency: 836.6 MHz; Duty Cycle: 1:4

Medium parameters used (interpolated): $f = 836.6$ MHz; $\sigma = 0.889$ S/m; $\epsilon_r = 42.651$; $\rho = 1000$ kg/m³

Phantom section: Flat Section

DASY5 Configuration:

- Probe: EX3DV4 - SN3619; ConvF(8.63, 8.63, 8.63) @ 836.6 MHz;
- Sensor-Surface: 4mm (Mechanical Surface Detection)
- Electronics: DAE4 Sn1211; Calibrated: 2022/03/01
- Phantom: Twin SAM; Type: QD000P40CD; Serial: 1744
- Measurement SW: DASY52, Version 52.10 (2);

Body Back/GSM 850 Mid/Area Scan (71x91x1): Interpolated grid: dx=1.500 mm, dy=1.500 mm

Maximum value of SAR (interpolated) = 0.330 W/kg

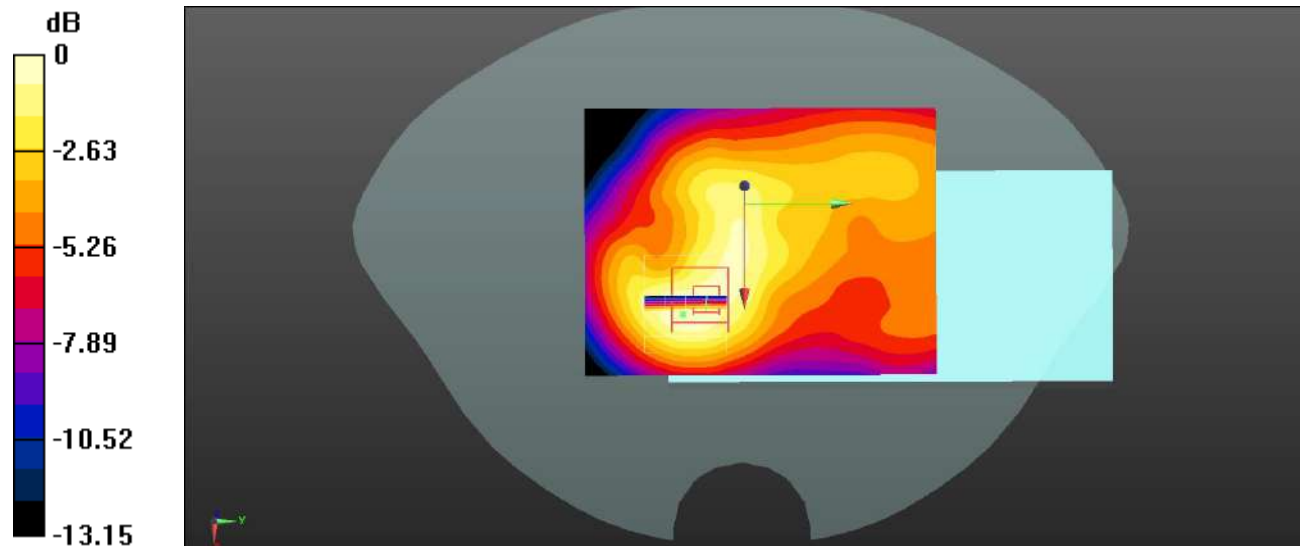
Body Back/GSM 850 Mid/Zoom Scan (5x5x7)/Cube 0: Measurement grid: dx=8mm, dy=8mm, dz=5mm

Reference Value = 17.56 V/m; Power Drift = 0.13 dB

Peak SAR (extrapolated) = 0.591 W/kg

SAR(1 g) = 0.329 W/kg; SAR(10 g) = 0.200 W/kg

Maximum value of SAR (measured) = 0.347 W/kg



0 dB = 0.347 W/kg = -4.60 dBW/kg

Plot 12#: GSM 850_ Body Left _Mid**DUT: BISON GT2; Type: Smart Phone; Serial: SZ1220402-12151E-SA-S1**

Communication System: UID 0, Generic GPRS-2 slots (0); Frequency: 836.6 MHz; Duty Cycle: 1:4
Medium parameters used (interpolated): $f = 836.6$ MHz; $\sigma = 0.889$ S/m; $\epsilon_r = 42.651$; $\rho = 1000$ kg/m³
Phantom section: Flat Section

DASY5 Configuration:

- Probe: EX3DV4 - SN3619; ConvF(8.63, 8.63, 8.63) @ 836.6 MHz;
- Sensor-Surface: 4mm (Mechanical Surface Detection)
- Electronics: DAE4 Sn1211; Calibrated: 2022/03/01
- Phantom: Twin SAM; Type: QD000P40CD; Serial: 1744
- Measurement SW: DASY52, Version 52.10 (2);

Body Left/GSM 850 Mid/Area Scan (71x91x1): Interpolated grid: dx=1.500 mm, dy=1.500 mm

Maximum value of SAR (interpolated) = 0.141 W/kg

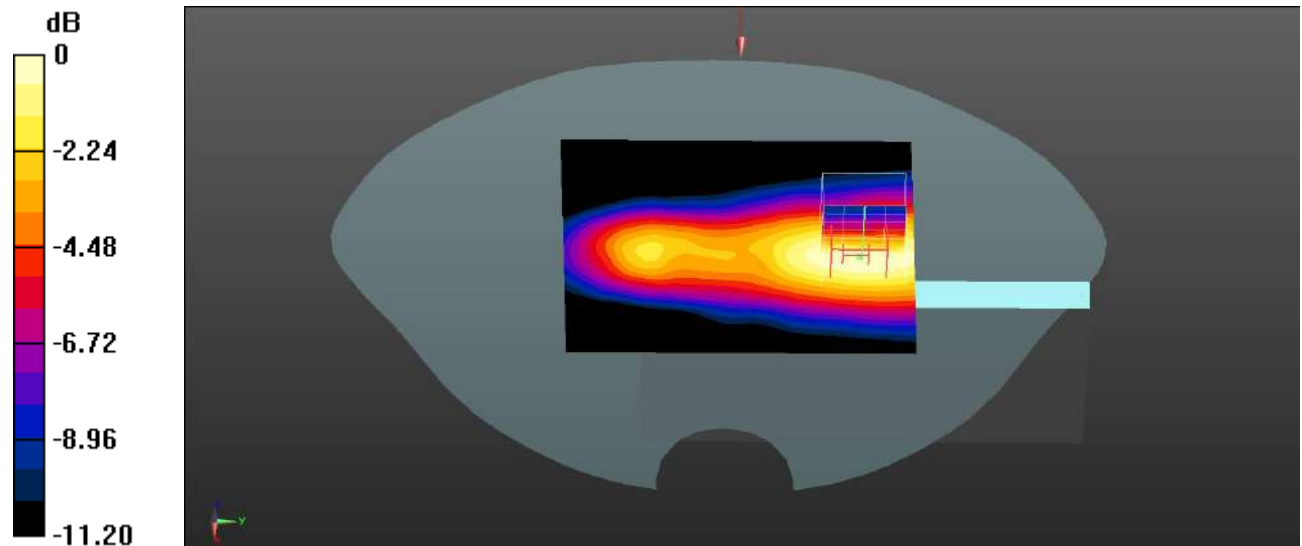
Body Left/GSM 850 Mid/Zoom Scan (5x5x7)/Cube 0: Measurement grid: dx=8mm, dy=8mm, dz=5mm

Reference Value = 8.949 V/m; Power Drift = -0.18 dB

Peak SAR (extrapolated) = 0.212 W/kg

SAR(1 g) = 0.127 W/kg; SAR(10 g) = 0.081 W/kg

Maximum value of SAR (measured) = 0.139 W/kg



0 dB = 0.139 W/kg = -8.57 dBW/kg

Plot 13#: GSM 850_ Body Right _Mid**DUT: BISON GT2; Type: Smart Phone; Serial: SZ1220402-12151E-SA-S1**

Communication System: UID 0, Generic GPRS-2 slots (0); Frequency: 836.6 MHz; Duty Cycle: 1:4
Medium parameters used (interpolated): $f = 836.6$ MHz; $\sigma = 0.889$ S/m; $\epsilon_r = 42.651$; $\rho = 1000$ kg/m³
Phantom section: Flat Section

DASY5 Configuration:

- Probe: EX3DV4 - SN3619; ConvF(8.63, 8.63, 8.63) @ 836.6 MHz;
- Sensor-Surface: 4mm (Mechanical Surface Detection)
- Electronics: DAE4 Sn1211; Calibrated: 2022/03/01
- Phantom: Twin SAM; Type: QD000P40CD; Serial: 1744
- Measurement SW: DASY52, Version 52.10 (2);

Body Right/GSM 850 Mid/Area Scan (71x91x1): Interpolated grid: dx=1.500 mm, dy=1.500 mm

Maximum value of SAR (interpolated) = 0.189 W/kg

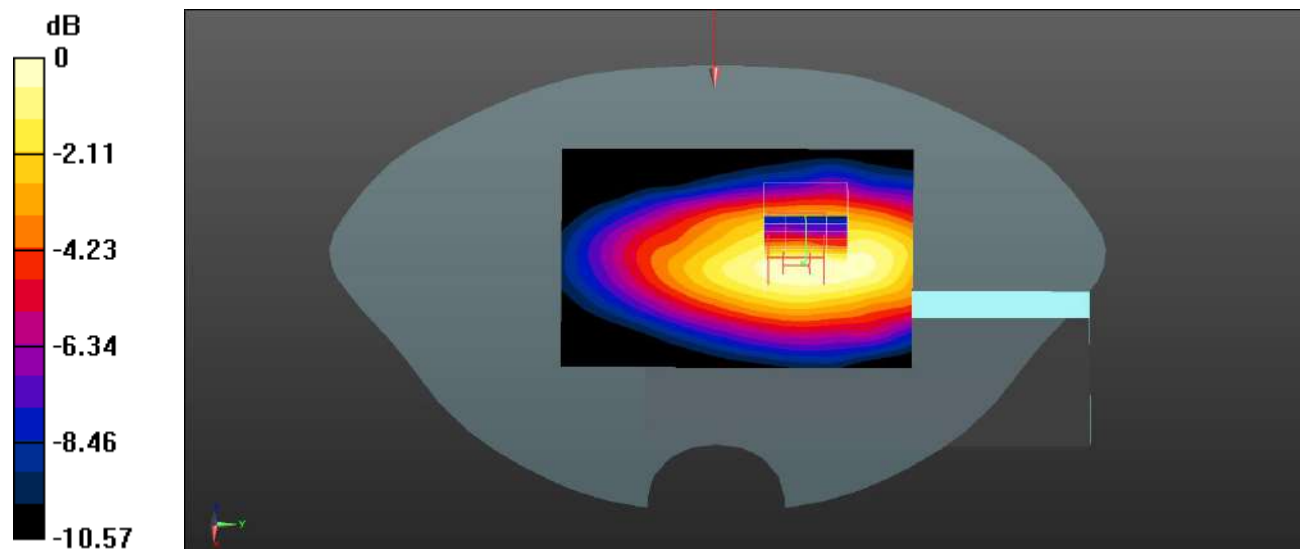
Body Right/GSM 850 Mid/Zoom Scan (5x5x7)/Cube 0: Measurement grid: dx=8mm, dy=8mm, dz=5mm

Reference Value = 12.35 V/m; Power Drift = -0.19 dB

Peak SAR (extrapolated) = 0.285 W/kg

SAR(1 g) = 0.177 W/kg; SAR(10 g) = 0.118 W/kg

Maximum value of SAR (measured) = 0.190 W/kg



0 dB = 0.190 W/kg = -7.21 dBW/kg

Plot 14#: GSM 850_ Body Bottom _Mid**DUT: BISON GT2; Type: Smart Phone; Serial: SZ1220402-12151E-SA-S1**

Communication System: UID 0, Generic GPRS-2 slots (0); Frequency: 836.6 MHz; Duty Cycle: 1:4

Medium parameters used (interpolated): $f = 836.6$ MHz; $\sigma = 0.889$ S/m; $\epsilon_r = 42.651$; $\rho = 1000$ kg/m³

Phantom section: Flat Section

DASY5 Configuration:

- Probe: EX3DV4 - SN3619; ConvF(8.63, 8.63, 8.63) @ 836.6 MHz;
- Sensor-Surface: 4mm (Mechanical Surface Detection)
- Electronics: DAE4 Sn1211; Calibrated: 2022/03/01
- Phantom: Twin SAM; Type: QD000P40CD; Serial: 1744
- Measurement SW: DASY52, Version 52.10 (2);

Body Bottom/GSM 850 Mid/Area Scan (71x91x1): Interpolated grid: dx=1.500 mm, dy=1.500 mm

Maximum value of SAR (interpolated) = 0.183 W/kg

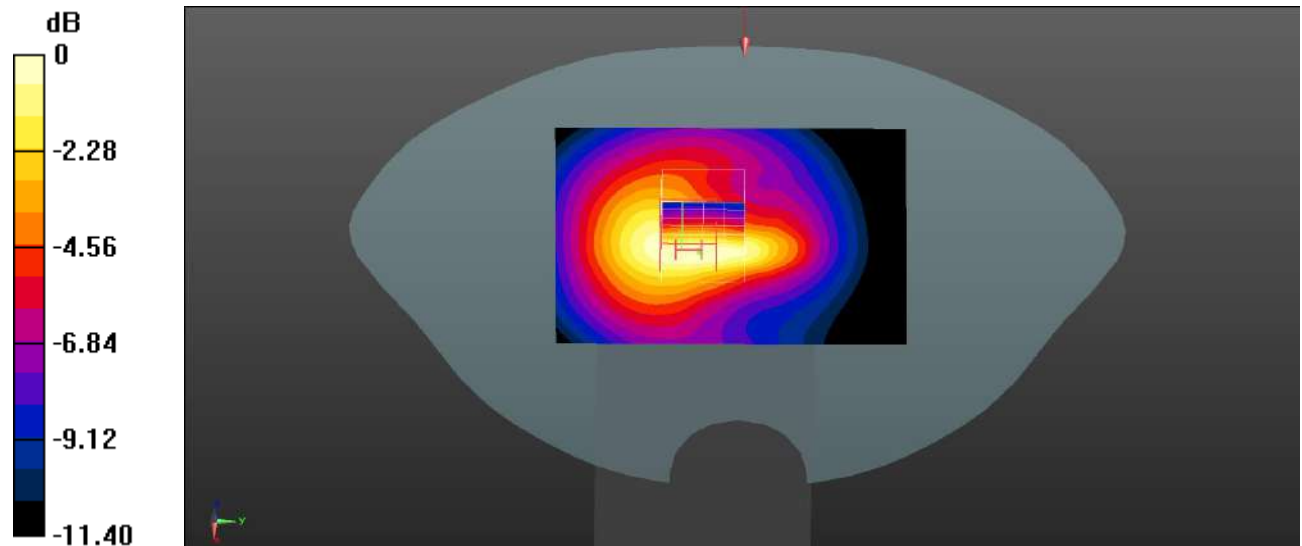
Body Bottom/GSM 850 Mid/Zoom Scan (5x5x7)/Cube 0: Measurement grid: dx=8mm, dy=8mm, dz=5mm

Reference Value = 12.47 V/m; Power Drift = -0.10 dB

Peak SAR (extrapolated) = 0.234 W/kg

SAR(1 g) = 0.161 W/kg; SAR(10 g) = 0.104 W/kg

Maximum value of SAR (measured) = 0.174 W/kg



0 dB = 0.174 W/kg = -7.59 dBW/kg

Plot 15#: GSM 1900_Head Left Cheek_Low**DUT: BISON GT2; Type: Smart Phone; Serial: SZ1220402-12151E-SA-S1**

Communication System: UID 0, Generic GSM (0); Frequency: 1850.2 MHz; Duty Cycle: 1:8

Medium parameters used (interpolated): $f = 1850.2$ MHz; $\sigma = 1.361$ S/m; $\epsilon_r = 41.048$; $\rho = 1000$ kg/m³

Phantom section: Left Section

DASY5 Configuration:

- Probe: EX3DV4 - SN3619; ConvF(7.07, 7.07, 7.07) @ 1850.2 MHz;
- Sensor-Surface: 4mm (Mechanical Surface Detection)
- Electronics: DAE4 Sn1211; Calibrated: 2022/03/01
- Phantom: Twin SAM; Type: QD000P40CD; Serial: 1744
- Measurement SW: DASY52, Version 52.10 (2);

Head Left Cheek/GSM 1900 Low/Area Scan (71x91x1): Interpolated grid: dx=1.500 mm, dy=1.500 mm

Maximum value of SAR (interpolated) = 0.291 W/kg

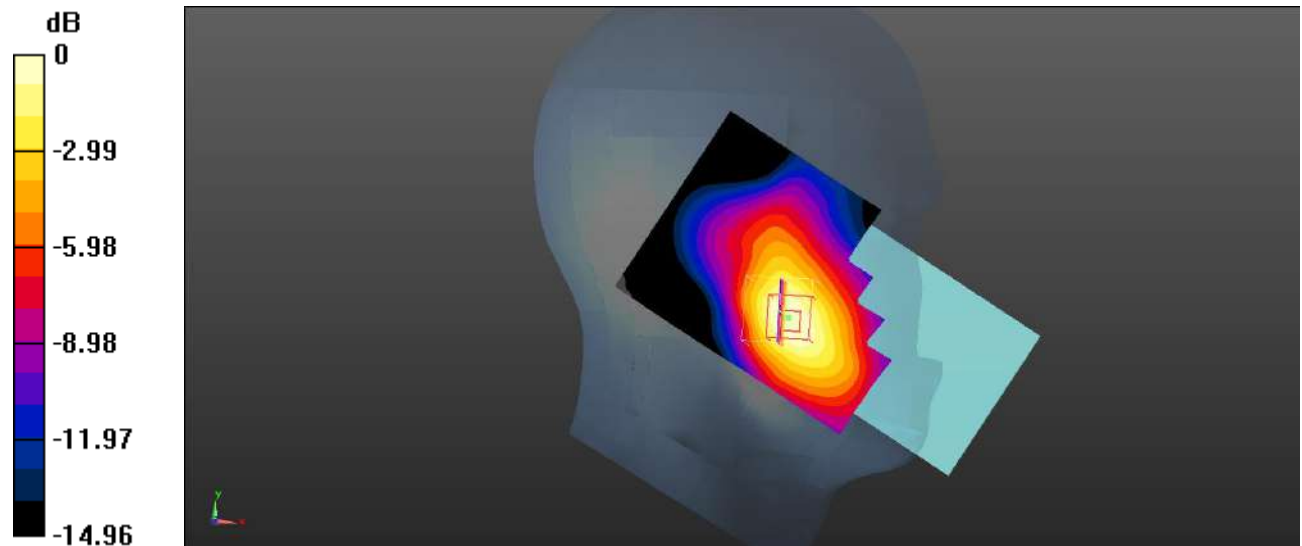
Head Left Cheek/GSM 1900 Low/Zoom Scan (5x5x7)/Cube 0: Measurement grid: dx=8mm, dy=8mm, dz=5mm

Reference Value = 3.309 V/m; Power Drift = -0.03 dB

Peak SAR (extrapolated) = 0.390 W/kg

SAR(1 g) = 0.252 W/kg; SAR(10 g) = 0.154 W/kg

Maximum value of SAR (measured) = 0.270 W/kg



0 dB = 0.270 W/kg = -5.69 dBW/kg

Plot 16#: GSM 1900_Head Left Cheek_Mid**DUT: BISON GT2; Type: Smart Phone; Serial: SZ1220402-12151E-SA-S1**

Communication System: UID 0, Generic GSM (0); Frequency: 1880 MHz; Duty Cycle: 1:8

Medium parameters used (interpolated): $f = 1880$ MHz; $\sigma = 1.362$ S/m; $\epsilon_r = 40.847$; $\rho = 1000$ kg/m³

Phantom section: Left Section

DASY5 Configuration:

- Probe: EX3DV4 - SN3619; ConvF(7.07, 7.07, 7.07) @ 1880 MHz;
- Sensor-Surface: 4mm (Mechanical Surface Detection)
- Electronics: DAE4 Sn1211; Calibrated: 2022/03/01
- Phantom: Twin SAM; Type: QD000P40CD; Serial: 1744
- Measurement SW: DASY52, Version 52.10 (2);

Head Left Cheek/GSM 1900 Mid/Area Scan (71x91x1): Interpolated grid: dx=1.500 mm, dy=1.500 mm

Maximum value of SAR (interpolated) = 0.295 W/kg

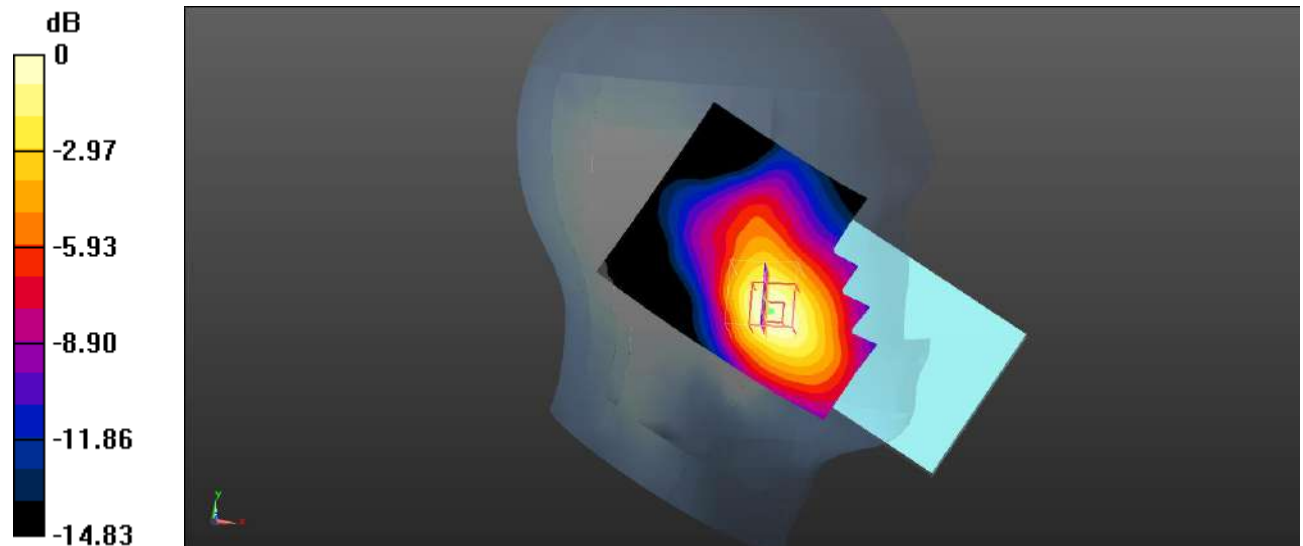
Head Left Cheek/GSM 1900 Mid/Zoom Scan (5x5x7)/Cube 0: Measurement grid: dx=8mm, dy=8mm, dz=5mm

Reference Value = 3.321 V/m; Power Drift = 0.05 dB

Peak SAR (extrapolated) = 0.397 W/kg

SAR(1 g) = 0.251 W/kg; SAR(10 g) = 0.153 W/kg

Maximum value of SAR (measured) = 0.271 W/kg



0 dB = 0.271 W/kg = -5.67 dBW/kg

Plot 17#: GSM 1900_Head Left Cheek_High**DUT: BISON GT2; Type: Smart Phone; Serial: SZ1220402-12151E-SA-S1**

Communication System: UID 0, Generic GSM (0); Frequency: 1909.8 MHz; Duty Cycle: 1:8

Medium parameters used (interpolated): $f = 1909.8$ MHz; $\sigma = 1.374$ S/m; $\epsilon_r = 40.869$; $\rho = 1000$ kg/m³

Phantom section: Left Section

DASY5 Configuration:

- Probe: EX3DV4 - SN3619; ConvF(7.07, 7.07, 7.07) @ 1909.8 MHz;
- Sensor-Surface: 4mm (Mechanical Surface Detection)
- Electronics: DAE4 Sn1211; Calibrated: 2022/03/01
- Phantom: Twin SAM; Type: QD000P40CD; Serial: 1744
- Measurement SW: DASY52, Version 52.10 (2);

Head Left Cheek/GSM 1900 High/Area Scan (71x91x1): Interpolated grid: dx=1.500 mm, dy=1.500 mm

Maximum value of SAR (interpolated) = 0.267 W/kg

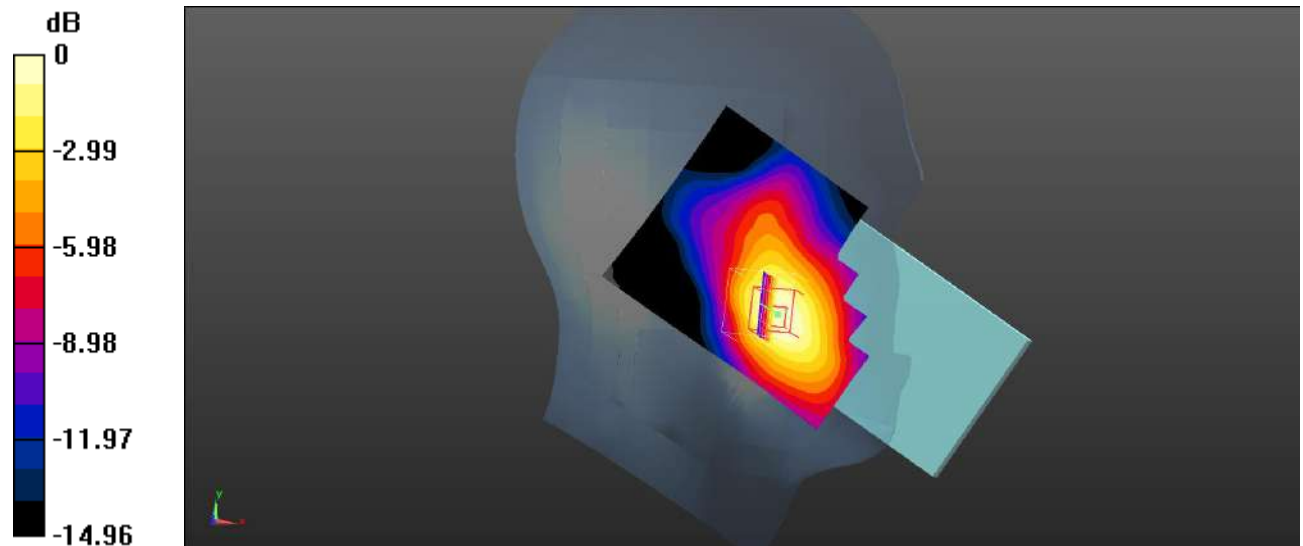
Head Left Cheek/GSM 1900 High/Zoom Scan (5x5x7)/Cube 0: Measurement grid: dx=8mm, dy=8mm, dz=5mm

Reference Value = 3.407 V/m; Power Drift = -0.05 dB

Peak SAR (extrapolated) = 0.358 W/kg

SAR(1 g) = 0.226 W/kg; SAR(10 g) = 0.139 W/kg

Maximum value of SAR (measured) = 0.241 W/kg



0 dB = 0.241 W/kg = -6.18 dBW/kg

Plot 18#: GSM 1900_Head Left Tilt_Mid**DUT: BISON GT2; Type: Smart Phone; Serial: SZ1220402-12151E-SA-S1**

Communication System: UID 0, Generic GSM (0); Frequency: 1880 MHz; Duty Cycle: 1:8

Medium parameters used (interpolated): $f = 1880$ MHz; $\sigma = 1.362$ S/m; $\epsilon_r = 40.847$; $\rho = 1000$ kg/m³

Phantom section: Left Section

DASY5 Configuration:

- Probe: EX3DV4 - SN3619; ConvF(7.07, 7.07, 7.07) @ 1880 MHz;
- Sensor-Surface: 4mm (Mechanical Surface Detection)
- Electronics: DAE4 Sn1211; Calibrated: 2022/03/01
- Phantom: Twin SAM; Type: QD000P40CD; Serial: 1744
- Measurement SW: DASY52, Version 52.10 (2);

Head Left Tilt/GSM 1900 Mid/Area Scan (71x91x1): Interpolated grid: dx=1.500 mm, dy=1.500 mm

Maximum value of SAR (interpolated) = 0.107 W/kg

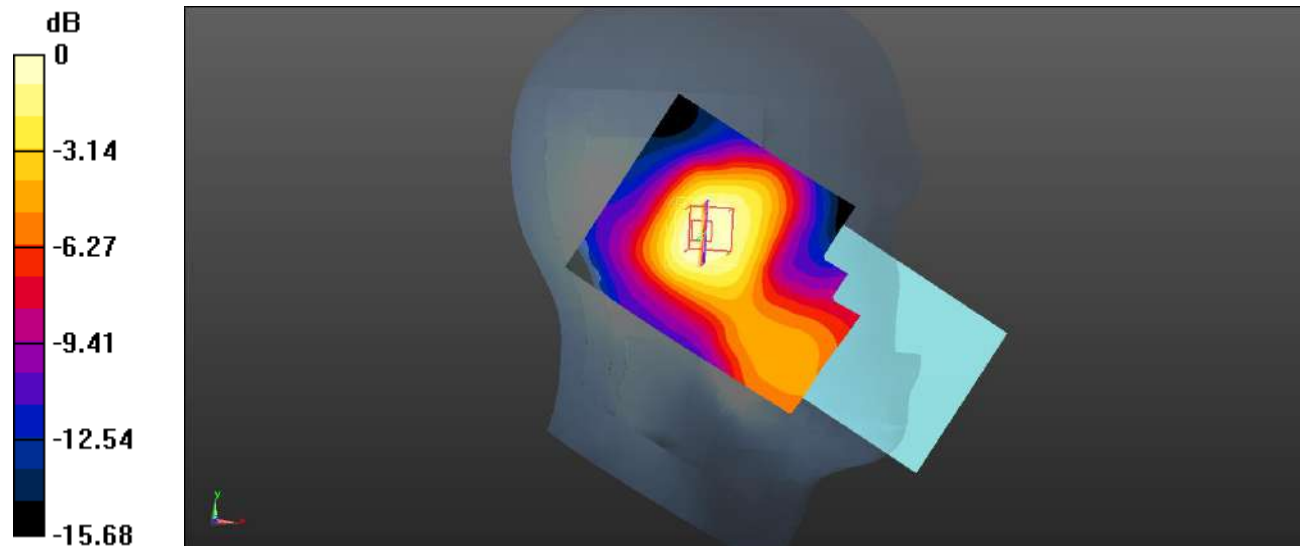
Head Left Tilt/GSM 1900 Mid/Zoom Scan (5x5x7)/Cube 0: Measurement grid: dx=8mm, dy=8mm, dz=5mm

Reference Value = 5.547 V/m; Power Drift = 0.05 dB

Peak SAR (extrapolated) = 0.142 W/kg

SAR(1 g) = 0.094 W/kg; SAR(10 g) = 0.060 W/kg

Maximum value of SAR (measured) = 0.0995 W/kg



0 dB = 0.0995 W/kg = -10.02 dBW/kg

Plot 19#: GSM 1900_Head Right Cheek_Mid**DUT: BISON GT2; Type: Smart Phone; Serial: SZ1220402-12151E-SA-S1**

Communication System: UID 0, Generic GSM (0); Frequency: 1880 MHz; Duty Cycle: 1:8

Medium parameters used (interpolated): $f = 1880$ MHz; $\sigma = 1.362$ S/m; $\epsilon_r = 40.847$; $\rho = 1000$ kg/m³

Phantom section: Right Section

DASY5 Configuration:

- Probe: EX3DV4 - SN3619; ConvF(7.07, 7.07, 7.07) @ 1880 MHz;
- Sensor-Surface: 4mm (Mechanical Surface Detection)
- Electronics: DAE4 Sn1211; Calibrated: 2022/03/01
- Phantom: Twin SAM; Type: QD000P40CD; Serial: 1744
- Measurement SW: DASY52, Version 52.10 (2);

Head Right Cheek/GSM 1900 Mid/Area Scan (71x91x1): Interpolated grid: dx=1.500 mm, dy=1.500 mm

Maximum value of SAR (interpolated) = 0.167 W/kg


Head Right Cheek/GSM 1900 Mid/Zoom Scan (5x5x7)/Cube 0: Measurement grid: dx=8mm, dy=8mm, dz=5mm

Reference Value = 1.737 V/m; Power Drift = 0.17 dB

Peak SAR (extrapolated) = 0.228 W/kg

SAR(1 g) = 0.144 W/kg; SAR(10 g) = 0.090 W/kg

Maximum value of SAR (measured) = 0.155 W/kg



0 dB = 0.155 W/kg = -8.10 dBW/kg

Plot 19#: GSM 1900_Head Right Tilt_Mid**DUT: BISON GT2; Type: Smart Phone; Serial: SZ1220402-12151E-SA-S1**

Communication System: UID 0, Generic GSM (0); Frequency: 1880 MHz; Duty Cycle: 1:8

Medium parameters used (interpolated): $f = 1880$ MHz; $\sigma = 1.362$ S/m; $\epsilon_r = 40.847$; $\rho = 1000$ kg/m³

Phantom section: Right Section

DASY5 Configuration:

- Probe: EX3DV4 - SN3619; ConvF(7.07, 7.07, 7.07) @ 1880 MHz;
- Sensor-Surface: 4mm (Mechanical Surface Detection)
- Electronics: DAE4 Sn1211; Calibrated: 2022/03/01
- Phantom: Twin SAM; Type: QD000P40CD; Serial: 1744
- Measurement SW: DASY52, Version 52.10 (2);

Head Right Tilt/GSM 1900 Mid/Area Scan (71x91x1): Interpolated grid: dx=1.500 mm, dy=1.500 mm

Maximum value of SAR (interpolated) = 0.106 W/kg

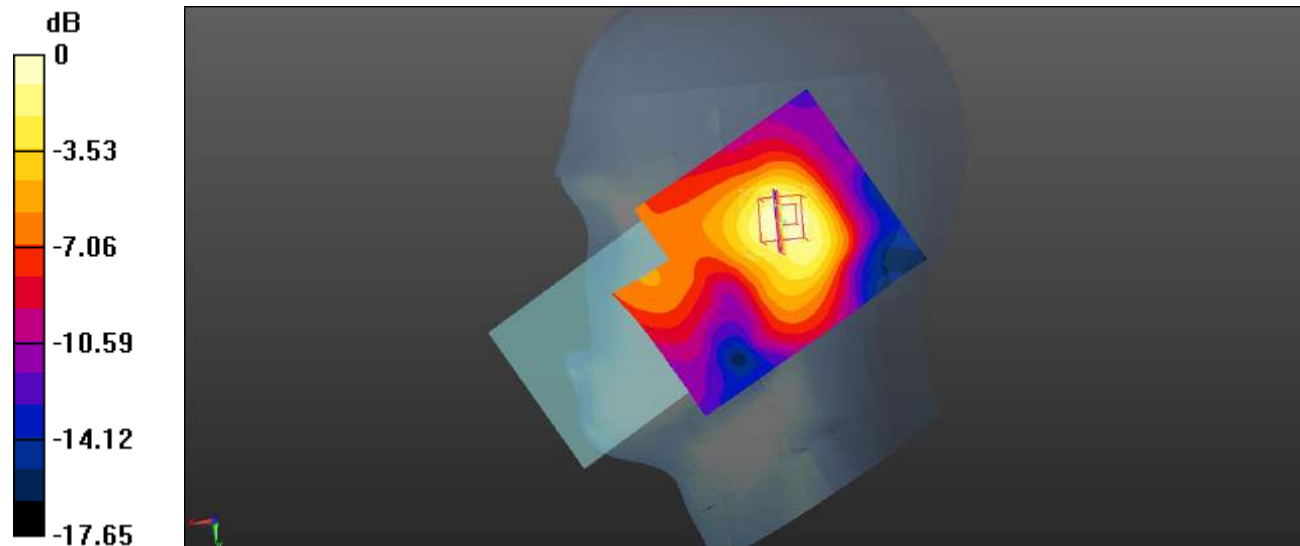
Head Right Tilt/GSM 1900 Mid/Zoom Scan (5x5x7)/Cube 0: Measurement grid: dx=8mm, dy=8mm, dz=5mm

Reference Value = 6.198 V/m; Power Drift = -0.20 dB

Peak SAR (extrapolated) = 0.144 W/kg

SAR(1 g) = 0.094 W/kg; SAR(10 g) = 0.056 W/kg

Maximum value of SAR (measured) = 0.0991 W/kg



0 dB = 0.0991 W/kg = -10.04 dBW/kg

Plot 21#: GSM 1900_ Body Worn Back _Mid**DUT: BISON GT2; Type: Smart Phone; Serial: SZ1220402-12151E-SA-S1**

Communication System: UID 0, Generic GSM (0); Frequency: 1880 MHz;Duty Cycle: 1:8

Medium parameters used (interpolated): $f = 1880$ MHz; $\sigma = 1.362$ S/m; $\epsilon_r = 40.847$; $\rho = 1000$ kg/m³

Phantom section: Flat Section

DASY5 Configuration:

- Probe: EX3DV4 - SN3619; ConvF(7.07, 7.07, 7.07) @ 1880 MHz;
- Sensor-Surface: 4mm (Mechanical Surface Detection)
- Electronics: DAE4 Sn1211; Calibrated: 2022/03/01
- Phantom: Twin SAM; Type: QD000P40CD; Serial: 1744
- Measurement SW: DASY52, Version 52.10 (2);

Body Worn Back/GSM 1900 Mid/Area Scan (71x91x1): Interpolated grid: dx=1.500 mm, dy=1.500 mm

Maximum value of SAR (interpolated) = 0.342 W/kg

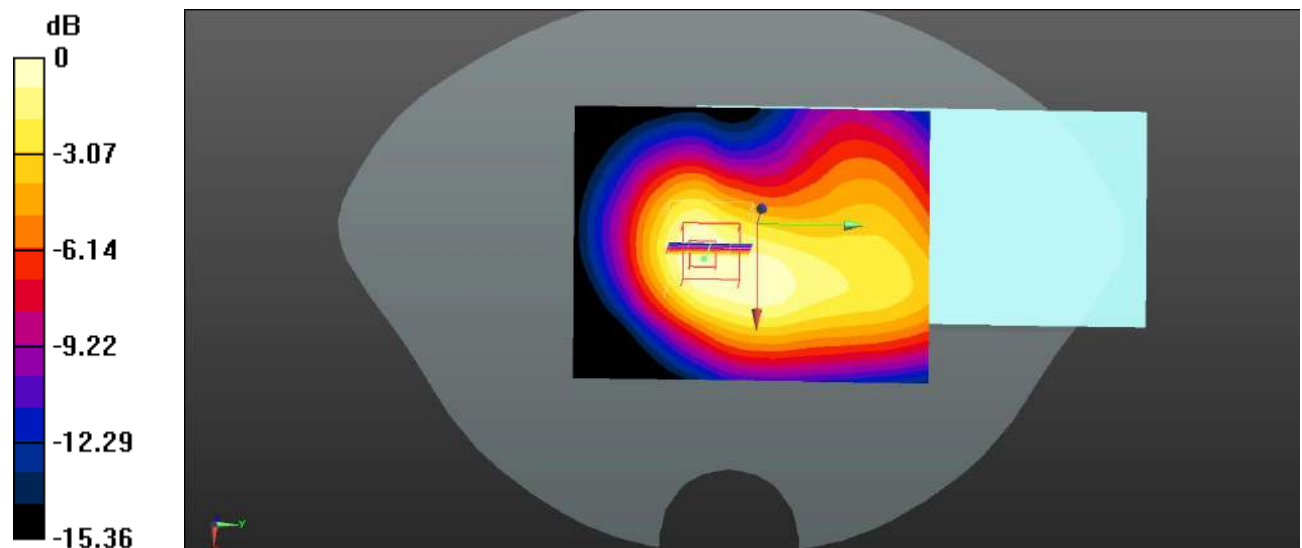
Body Worn Back/GSM 1900 Mid/Zoom Scan (5x5x7)/Cube 0: Measurement grid: dx=8mm, dy=8mm, dz=5mm

Reference Value = 13.59 V/m; Power Drift = -0.05 dB

Peak SAR (extrapolated) = 0.491 W/kg

SAR(1 g) = 0.296 W/kg; SAR(10 g) = 0.174 W/kg

Maximum value of SAR (measured) = 0.320 W/kg



0 dB = 0.320 W/kg = -4.95 dBW/kg

Plot 22#: GSM 1900_ Body Front _Mid**DUT: BISON GT2; Type: Smart Phone; Serial: SZ1220402-12151E-SA-S1**

Communication System: UID 0, Generic GPRS-4 slots (0); Frequency: 1880 MHz; Duty Cycle: 1:2
 Medium parameters used (interpolated): $f = 1880$ MHz; $\sigma = 1.362$ S/m; $\epsilon_r = 40.847$; $\rho = 1000$ kg/m³
 Phantom section: Flat Section

DASY5 Configuration:

- Probe: EX3DV4 - SN3619; ConvF(7.07, 7.07, 7.07) @ 1880 MHz;
- Sensor-Surface: 4mm (Mechanical Surface Detection)
- Electronics: DAE4 Sn1211; Calibrated: 2022/03/01
- Phantom: Twin SAM; Type: QD000P40CD; Serial: 1744
- Measurement SW: DASY52, Version 52.10 (2);

Body Front/GSM 1900 Mid/Area Scan (71x91x1): Interpolated grid: dx=1.500 mm, dy=1.500 mm

Maximum value of SAR (interpolated) = 0.399 W/kg

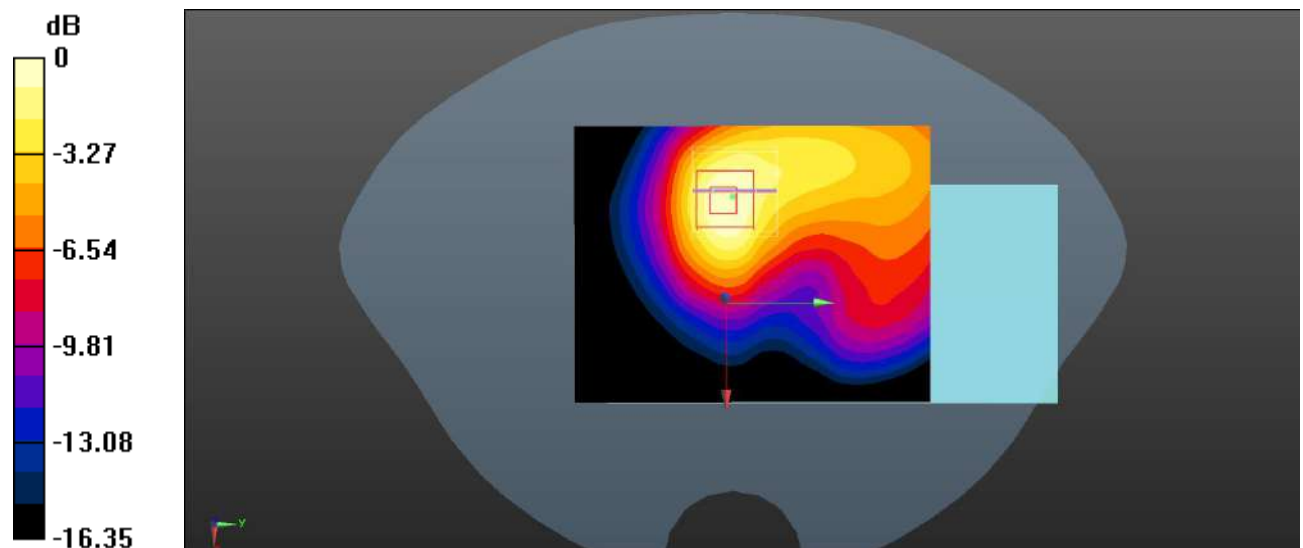
Body Front/GSM 1900 Mid/Zoom Scan (5x5x7)/Cube 0: Measurement grid: dx=8mm, dy=8mm, dz=5mm

Reference Value = 12.75 V/m; Power Drift = -0.07 dB

Peak SAR (extrapolated) = 0.639 W/kg

SAR(1 g) = 0.343 W/kg; SAR(10 g) = 0.187 W/kg

Maximum value of SAR (measured) = 0.358 W/kg



0 dB = 0.358 W/kg = -4.46 dBW/kg

Plot 23#: GSM 1900_ Body Back _Mid**DUT: BISON GT2; Type: Smart Phone; Serial: SZ1220402-12151E-SA-S1**

Communication System: UID 0, Generic GPRS-4 slots (0); Frequency: 1880 MHz; Duty Cycle: 1:2
 Medium parameters used (interpolated): $f = 1880$ MHz; $\sigma = 1.362$ S/m; $\epsilon_r = 40.847$; $\rho = 1000$ kg/m³
 Phantom section: Flat Section

DASY5 Configuration:

- Probe: EX3DV4 - SN3619; ConvF(7.07, 7.07, 7.07) @ 1880 MHz;
- Sensor-Surface: 4mm (Mechanical Surface Detection)
- Electronics: DAE4 Sn1211; Calibrated: 2022/03/01
- Phantom: Twin SAM; Type: QD000P40CD; Serial: 1744
- Measurement SW: DASY52, Version 52.10 (2);

Body Back/GSM 1900 Mid/Area Scan (71x91x1): Interpolated grid: dx=1.500 mm, dy=1.500 mm

Maximum value of SAR (interpolated) = 0.344 W/kg

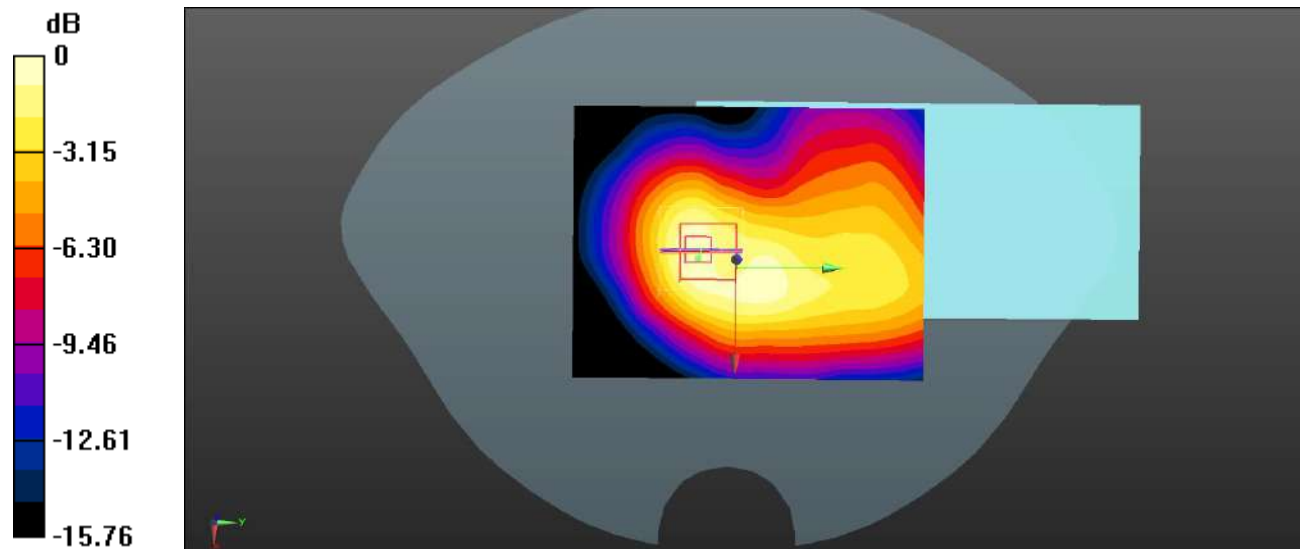
Body Back/GSM 1900 Mid/Zoom Scan (5x5x7)/Cube 0: Measurement grid: dx=8mm, dy=8mm, dz=5mm

Reference Value = 12.77 V/m; Power Drift = 0.11 dB

Peak SAR (extrapolated) = 0.533 W/kg

SAR(1 g) = 0.300 W/kg; SAR(10 g) = 0.173 W/kg

Maximum value of SAR (measured) = 0.337 W/kg



0 dB = 0.337 W/kg = -4.72 dBW/kg

Plot 24#: GSM 1900_ Body Left _Mid**DUT: BISON GT2; Type: Smart Phone; Serial: SZ1220402-12151E-SA-S1**

Communication System: UID 0, Generic GPRS-4 slots (0); Frequency: 1880 MHz; Duty Cycle: 1:2
 Medium parameters used (interpolated): $f = 1880$ MHz; $\sigma = 1.362$ S/m; $\epsilon_r = 40.847$; $\rho = 1000$ kg/m³
 Phantom section: Flat Section

DASY5 Configuration:

- Probe: EX3DV4 - SN3619; ConvF(7.07, 7.07, 7.07) @ 1880 MHz;
- Sensor-Surface: 4mm (Mechanical Surface Detection)
- Electronics: DAE4 Sn1211; Calibrated: 2022/03/01
- Phantom: Twin SAM; Type: QD000P40CD; Serial: 1744
- Measurement SW: DASY52, Version 52.10 (2);

Body Left/GSM 1900 Mid/Area Scan (71x91x1): Interpolated grid: dx=1.500 mm, dy=1.500 mm

Maximum value of SAR (interpolated) = 0.428 W/kg

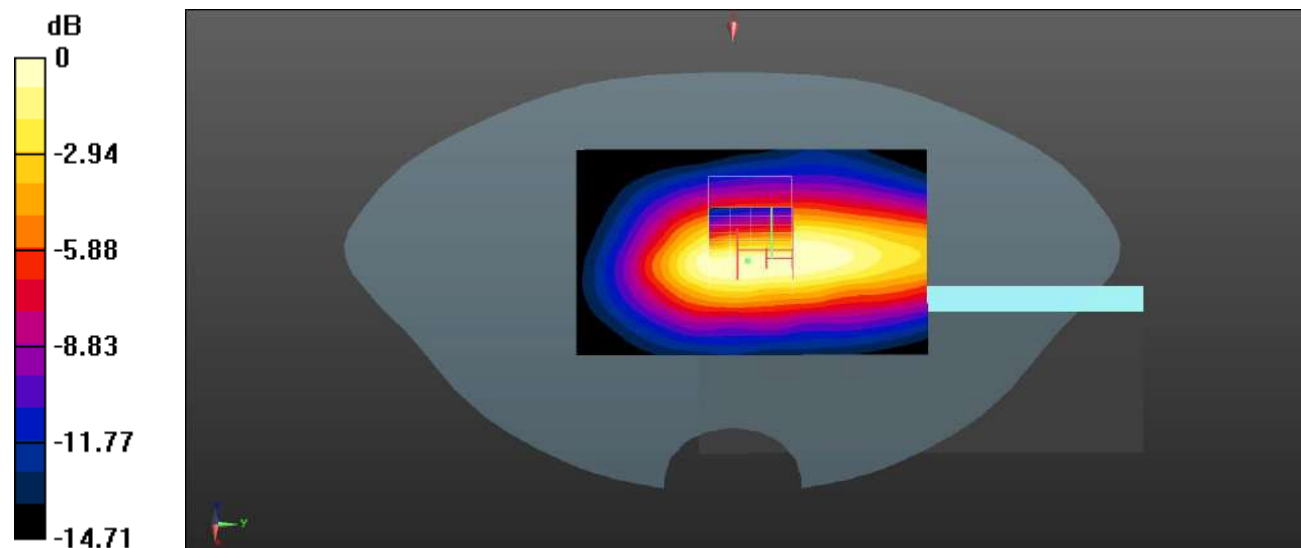
Body Left/GSM 1900 Mid/Zoom Scan (5x5x7)/Cube 0: Measurement grid: dx=8mm, dy=8mm, dz=5mm

Reference Value = 17.02 V/m; Power Drift = -0.18 dB

Peak SAR (extrapolated) = 0.560 W/kg

SAR(1 g) = 0.367 W/kg; SAR(10 g) = 0.227 W/kg

Maximum value of SAR (measured) = 0.401 W/kg



0 dB = 0.401 W/kg = -3.97 dBW/kg

Plot 25#: GSM 1900_ Body Right _Mid**DUT: BISON GT2; Type: Smart Phone; Serial: SZ1220402-12151E-SA-S1**

Communication System: UID 0, Generic GPRS-4 slots (0); Frequency: 1880 MHz; Duty Cycle: 1:2
 Medium parameters used (interpolated): $f = 1880$ MHz; $\sigma = 1.362$ S/m; $\epsilon_r = 40.847$; $\rho = 1000$ kg/m³
 Phantom section: Flat Section

DASY5 Configuration:

- Probe: EX3DV4 - SN3619; ConvF(7.07, 7.07, 7.07) @ 1880 MHz;
- Sensor-Surface: 4mm (Mechanical Surface Detection)
- Electronics: DAE4 Sn1211; Calibrated: 2022/03/01
- Phantom: Twin SAM; Type: QD000P40CD; Serial: 1744
- Measurement SW: DASY52, Version 52.10 (2);

Body Right/GSM 1900 Mid/Area Scan (71x91x1): Interpolated grid: dx=1.500 mm, dy=1.500 mm

Maximum value of SAR (interpolated) = 0.0172 W/kg

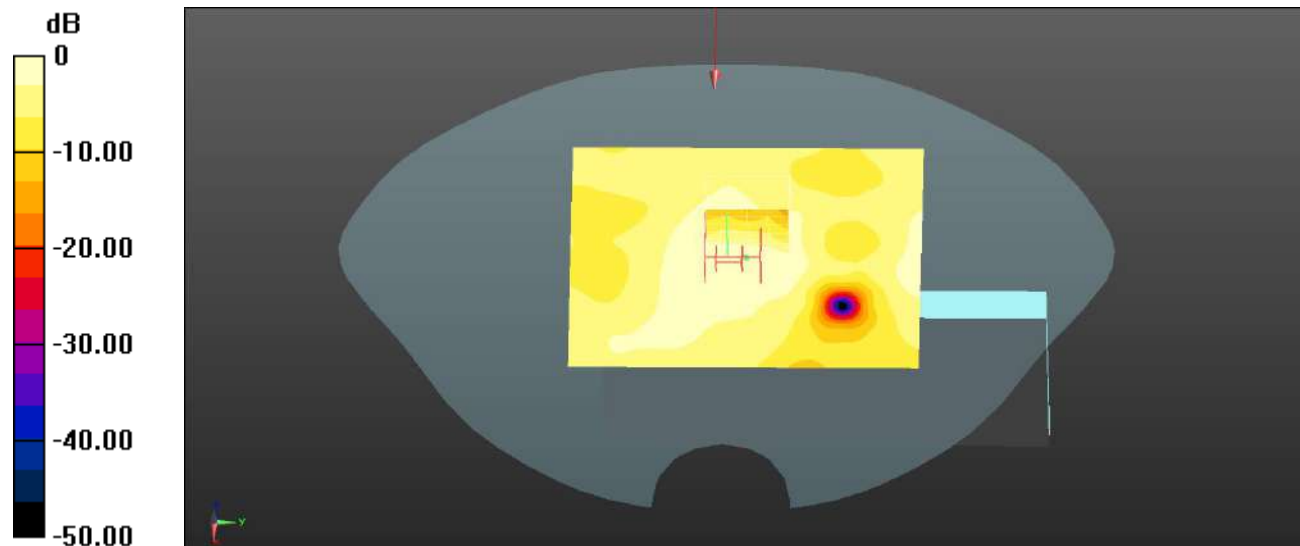
Body Right/GSM 1900 Mid/Zoom Scan (5x5x7)/Cube 0: Measurement grid: dx=8mm, dy=8mm, dz=5mm

Reference Value = 3.485 V/m; Power Drift = -0.12 dB

Peak SAR (extrapolated) = 0.0280 W/kg

SAR(1 g) = 0.014 W/kg; SAR(10 g) = 0.00849 W/kg

Maximum value of SAR (measured) = 0.0151 W/kg



0 dB = 0.0151 W/kg = -18.21 dBW/kg

Plot 26#: GSM 1900_ Body Bottom _Low**DUT: BISON GT2; Type: Smart Phone; Serial: SZ1220402-12151E-SA-S1**

Communication System: UID 0, Generic GPRS-4 slots (0); Frequency: 1850.2 MHz; Duty Cycle: 1:2
 Medium parameters used (interpolated): $f = 1850.2$ MHz; $\sigma = 1.361$ S/m; $\epsilon_r = 41.048$; $\rho = 1000$ kg/m³
 Phantom section: Flat Section

DASY5 Configuration:

- Probe: EX3DV4 - SN3619; ConvF(7.07, 7.07, 7.07) @ 1850.2 MHz;
- Sensor-Surface: 4mm (Mechanical Surface Detection)
- Electronics: DAE4 Sn1211; Calibrated: 2022/03/01
- Phantom: Twin SAM; Type: QD000P40CD; Serial: 1744
- Measurement SW: DASY52, Version 52.10 (2);

Body Bottom/GSM 1900 Low/Area Scan (71x91x1): Interpolated grid: dx=1.500 mm, dy=1.500 mm

Maximum value of SAR (interpolated) = 0.469 W/kg

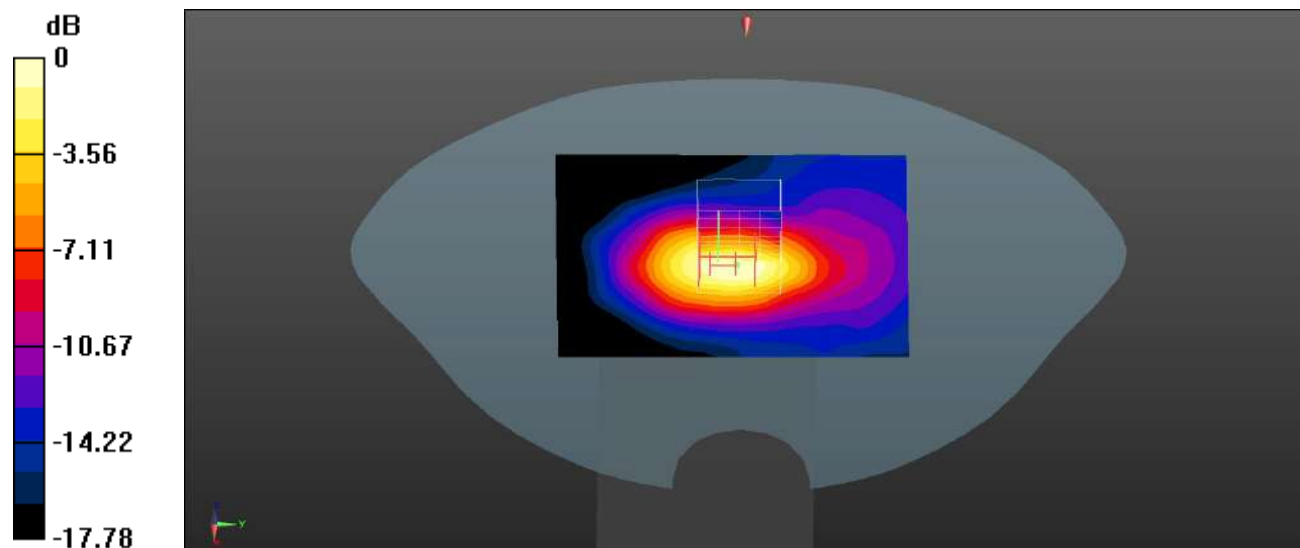
Body Bottom/GSM 1900 Low/Zoom Scan (5x5x7)/Cube 0: Measurement grid: dx=8mm, dy=8mm, dz=5mm

Reference Value = 16.80 V/m; Power Drift = 0.15 dB

Peak SAR (extrapolated) = 0.640 W/kg

SAR(1 g) = 0.400 W/kg; SAR(10 g) = 0.223 W/kg

Maximum value of SAR (measured) = 0.450 W/kg



0 dB = 0.450 W/kg = -3.47 dBW/kg

Plot 27#: GSM 1900_ Body Bottom _Mid**DUT: BISON GT2; Type: Smart Phone; Serial: SZ1220402-12151E-SA-S1**

Communication System: UID 0, Generic GPRS-4 slots (0); Frequency: 1880 MHz; Duty Cycle: 1:2
 Medium parameters used (interpolated): $f = 1880$ MHz; $\sigma = 1.362$ S/m; $\epsilon_r = 40.847$; $\rho = 1000$ kg/m³
 Phantom section: Flat Section

DASY5 Configuration:

- Probe: EX3DV4 - SN3619; ConvF(7.07, 7.07, 7.07) @ 1880 MHz;
- Sensor-Surface: 4mm (Mechanical Surface Detection)
- Electronics: DAE4 Sn1211; Calibrated: 2022/03/01
- Phantom: Twin SAM; Type: QD000P40CD; Serial: 1744
- Measurement SW: DASY52, Version 52.10 (2);

Body Bottom/GSM 1900 Mid 2/Area Scan (71x91x1): Interpolated grid: dx=1.500 mm, dy=1.500 mm

Maximum value of SAR (interpolated) = 0.474 W/kg

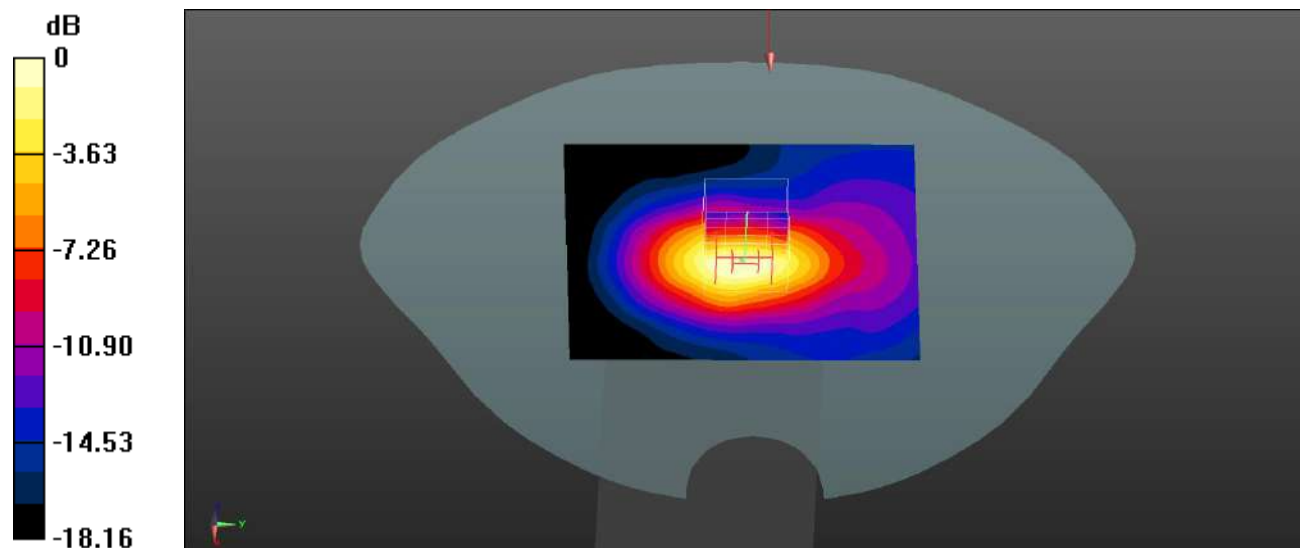
Body Bottom/GSM 1900 Mid 2/Zoom Scan (5x5x7)/Cube 0: Measurement grid: dx=8mm, dy=8mm, dz=5mm

Reference Value = 17.42 V/m; Power Drift = -0.11 dB

Peak SAR (extrapolated) = 0.691 W/kg

SAR(1 g) = 0.386 W/kg; SAR(10 g) = 0.210 W/kg

Maximum value of SAR (measured) = 0.433 W/kg



0 dB = 0.433 W/kg = -3.64 dBW/kg

Plot 28#: GSM 1900_ Body Bottom _High**DUT: BISON GT2; Type: Smart Phone; Serial: SZ1220402-12151E-SA-S1**

Communication System: UID 0, Generic GPRS-4 slots (0); Frequency: 1909.8 MHz; Duty Cycle: 1:2
 Medium parameters used (interpolated): $f = 1909.8$ MHz; $\sigma = 1.374$ S/m; $\epsilon_r = 40.869$; $\rho = 1000$ kg/m³
 Phantom section: Flat Section

DASY5 Configuration:

- Probe: EX3DV4 - SN3619; ConvF(7.07, 7.07, 7.07) @ 1909.8 MHz;
- Sensor-Surface: 4mm (Mechanical Surface Detection)
- Electronics: DAE4 Sn1211; Calibrated: 2022/03/01
- Phantom: Twin SAM; Type: QD000P40CD; Serial: 1744
- Measurement SW: DASY52, Version 52.10 (2);

Body Bottom/GSM 1900 High/Area Scan (71x91x1): Interpolated grid: dx=1.500 mm, dy=1.500 mm

Maximum value of SAR (interpolated) = 0.417 W/kg

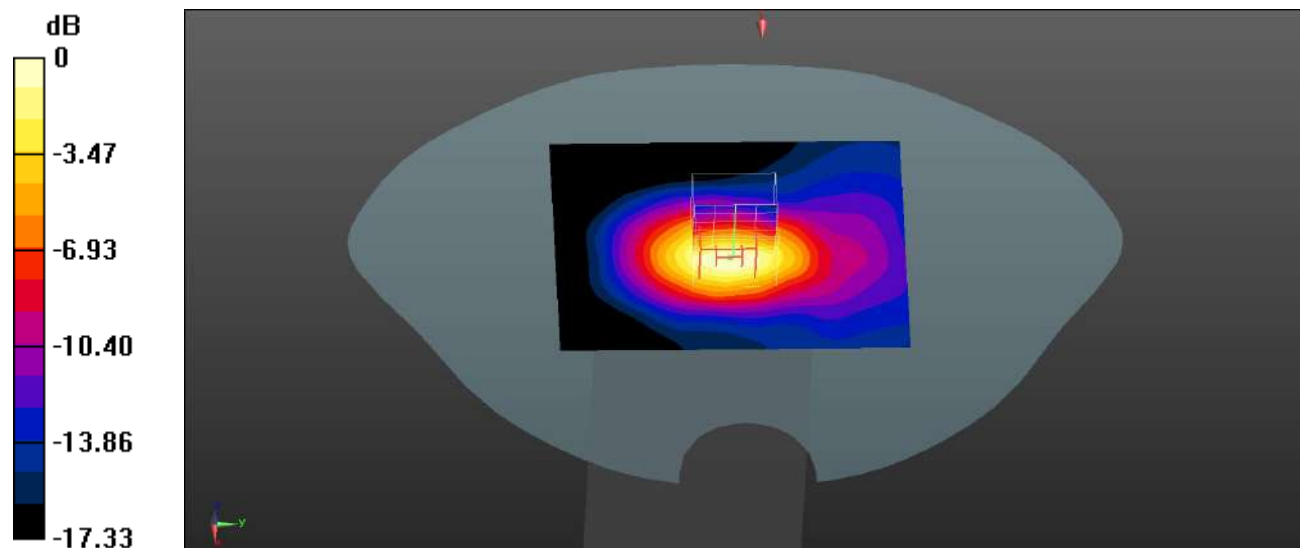
Body Bottom/GSM 1900 High/Zoom Scan (5x5x7)/Cube 0: Measurement grid: dx=8mm, dy=8mm, dz=5mm

Reference Value = 16.26 V/m; Power Drift = -0.04 dB

Peak SAR (extrapolated) = 0.578 W/kg

SAR(1 g) = 0.348 W/kg; SAR(10 g) = 0.188 W/kg

Maximum value of SAR (measured) = 0.399 W/kg



0 dB = 0.399 W/kg = -3.99 dBW/kg

Plot 29#: WCDMA Band 2_ Head Left Cheek _Low**DUT: BISON GT2; Type: Smart Phone; Serial: SZ1220402-12151E-SA-S1**

Communication System: UID 0, WCDMA (0); Frequency: 1852.4 MHz; Duty Cycle: 1:1

Medium parameters used (interpolated): $f = 1852.4$ MHz; $\sigma = 1.359$ S/m; $\epsilon_r = 41.066$; $\rho = 1000$ kg/m³

Phantom section: Left Section

DASY5 Configuration:

- Probe: EX3DV4 - SN3619; ConvF(7.07, 7.07, 7.07) @ 1852.4 MHz;
- Sensor-Surface: 4mm (Mechanical Surface Detection)
- Electronics: DAE4 Sn1211; Calibrated: 2022/03/01
- Phantom: Twin SAM; Type: QD000P40CD; Serial: 1744
- Measurement SW: DASY52, Version 52.10 (2);

Head Left Cheek/WCDMA Band 2 Low/Area Scan (71x91x1): Interpolated grid: dx=1.500 mm, dy=1.500 mm

Maximum value of SAR (interpolated) = 0.373 W/kg

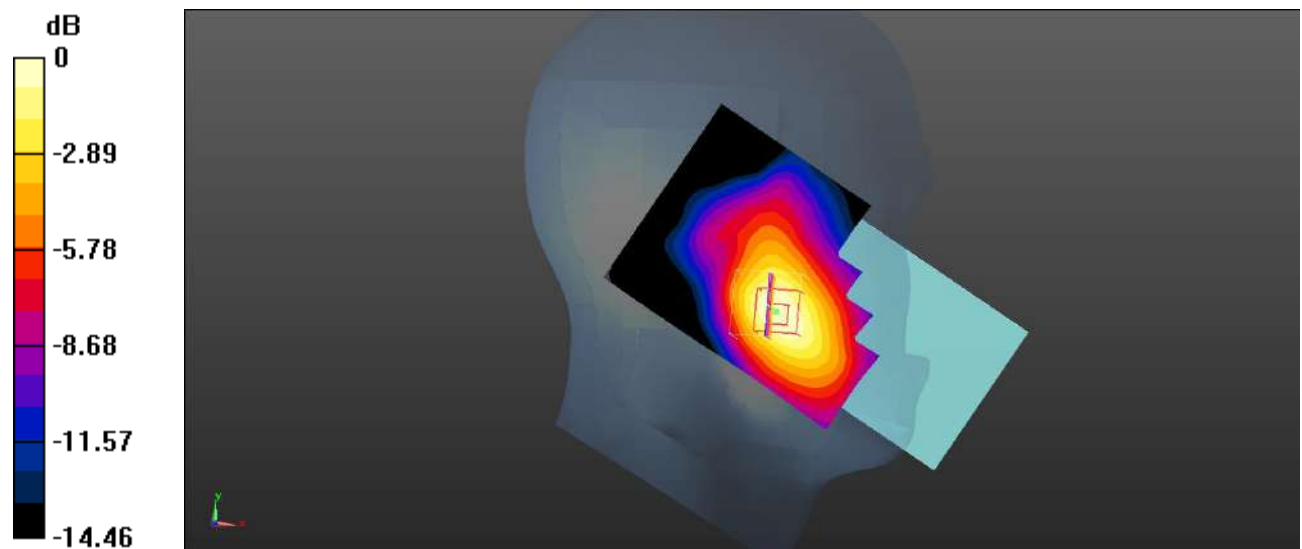
Head Left Cheek/WCDMA Band 2 Low/Zoom Scan (5x5x7)/Cube 0: Measurement grid: dx=8mm, dy=8mm, dz=5mm

Reference Value = 3.855 V/m; Power Drift = -0.12 dB

Peak SAR (extrapolated) = 0.505 W/kg

SAR(1 g) = 0.326 W/kg; SAR(10 g) = 0.200 W/kg

Maximum value of SAR (measured) = 0.349 W/kg



0 dB = 0.349 W/kg = -4.57 dBW/kg

Plot 30#: WCDMA Band 2_ Head Left Cheek _Mid**DUT: BISON GT2; Type: Smart Phone; Serial: SZ1220402-12151E-SA-S1**

Communication System: UID 0, WCDMA (0); Frequency: 1880 MHz; Duty Cycle: 1:1

Medium parameters used (interpolated): $f = 1880$ MHz; $\sigma = 1.362$ S/m; $\epsilon_r = 40.847$; $\rho = 1000$ kg/m³

Phantom section: Left Section

DASY5 Configuration:

- Probe: EX3DV4 - SN3619; ConvF(7.07, 7.07, 7.07) @ 1880 MHz;
- Sensor-Surface: 4mm (Mechanical Surface Detection)
- Electronics: DAE4 Sn1211; Calibrated: 2022/03/01
- Phantom: Twin SAM; Type: QD000P40CD; Serial: 1744
- Measurement SW: DASY52, Version 52.10 (2);

Head Left Cheek/WCDMA Band 2 Mid/Area Scan (71x91x1): Interpolated grid: dx=1.500 mm, dy=1.500 mm

Maximum value of SAR (interpolated) = 0.527 W/kg

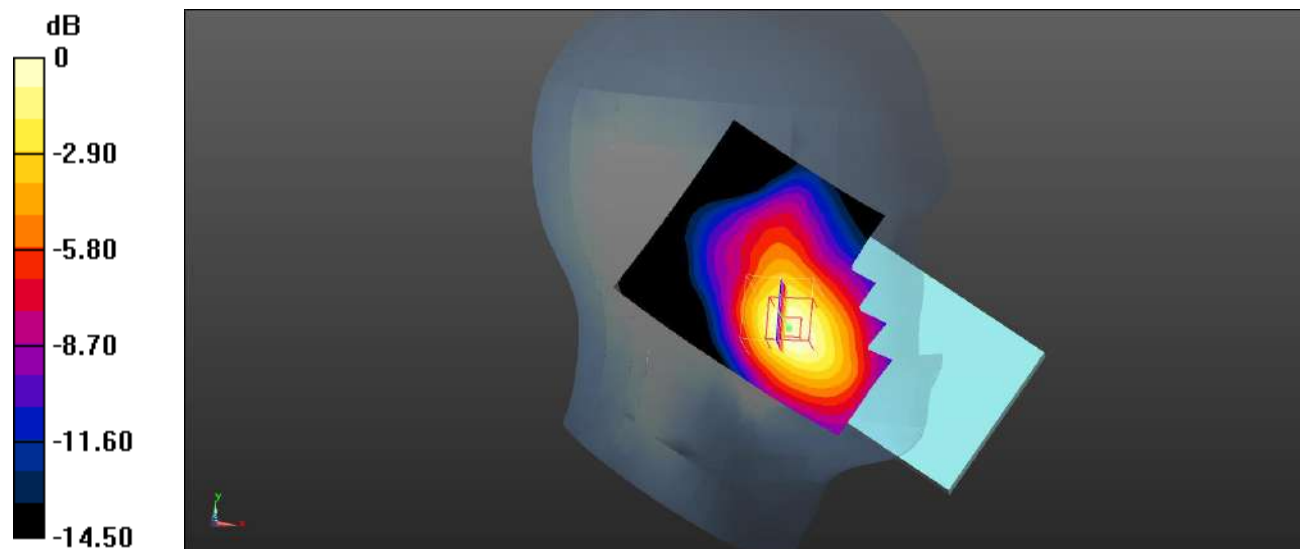
Head Left Cheek/WCDMA Band 2 Mid/Zoom Scan (5x5x7)/Cube 0: Measurement grid: dx=8mm, dy=8mm, dz=5mm

Reference Value = 4.337 V/m; Power Drift = 0.14 dB

Peak SAR (extrapolated) = 0.716 W/kg

SAR(1 g) = 0.457 W/kg; SAR(10 g) = 0.281 W/kg

Maximum value of SAR (measured) = 0.493 W/kg



0 dB = 0.493 W/kg = -3.07 dBW/kg

Plot 31#: WCDMA Band 2_ Head Left Cheek _High**DUT: BISON GT2; Type: Smart Phone; Serial: SZ1220402-12151E-SA-S1**

Communication System: UID 0, WCDMA (0); Frequency: 1907.6 MHz; Duty Cycle: 1:1

Medium parameters used (interpolated): $f = 1907.6$ MHz; $\sigma = 1.371$ S/m; $\epsilon_r = 40.874$; $\rho = 1000$ kg/m³

Phantom section: Left Section

DASY5 Configuration:

- Probe: EX3DV4 - SN3619; ConvF(7.07, 7.07, 7.07) @ 1907.6 MHz;
- Sensor-Surface: 4mm (Mechanical Surface Detection)
- Electronics: DAE4 Sn1211; Calibrated: 2022/03/01
- Phantom: Twin SAM; Type: QD000P40CD; Serial: 1744
- Measurement SW: DASY52, Version 52.10 (2);

Head Left Cheek/WCDMA Band 2 High/Area Scan (71x91x1): Interpolated grid: dx=1.500 mm, dy=1.500 mm

Maximum value of SAR (interpolated) = 0.704 W/kg

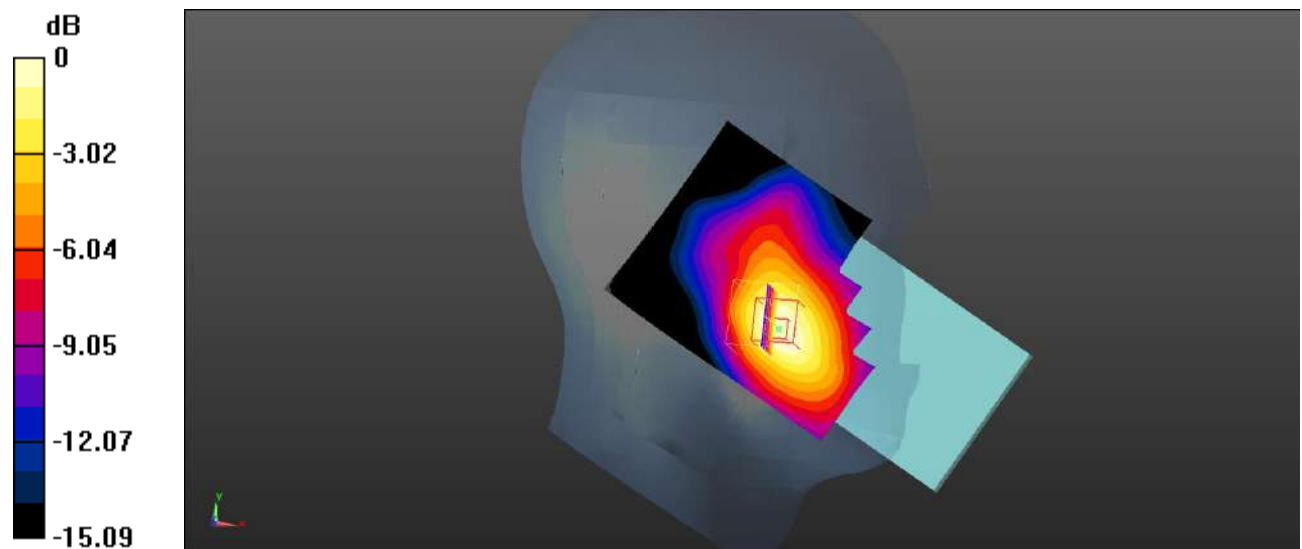
Head Left Cheek/WCDMA Band 2 High/Zoom Scan (5x5x7)/Cube 0: Measurement grid: dx=8mm, dy=8mm, dz=5mm

Reference Value = 5.185 V/m; Power Drift = -0.09 dB

Peak SAR (extrapolated) = 0.942 W/kg

SAR(1 g) = 0.598 W/kg; SAR(10 g) = 0.367 W/kg

Maximum value of SAR (measured) = 0.650 W/kg



0 dB = 0.650 W/kg = -1.87 dBW/kg

Plot 32#: WCDMA Band 2_ Head Left Tilt _Mid**DUT: BISON GT2; Type: Smart Phone; Serial: SZ1220402-12151E-SA-S1**

Communication System: UID 0, WCDMA (0); Frequency: 1880 MHz; Duty Cycle: 1:1

Medium parameters used (interpolated): $f = 1880$ MHz; $\sigma = 1.362$ S/m; $\epsilon_r = 40.847$; $\rho = 1000$ kg/m³

Phantom section: Left Section

DASY5 Configuration:

- Probe: EX3DV4 - SN3619; ConvF(7.07, 7.07, 7.07) @ 1880 MHz;
- Sensor-Surface: 4mm (Mechanical Surface Detection)
- Electronics: DAE4 Sn1211; Calibrated: 2022/03/01
- Phantom: Twin SAM; Type: QD000P40CD; Serial: 1744
- Measurement SW: DASY52, Version 52.10 (2);

Head Left Tilt/WCDMA Band 2 Mid/Area Scan (71x91x1): Interpolated grid: dx=1.500 mm, dy=1.500 mm

Maximum value of SAR (interpolated) = 0.184 W/kg

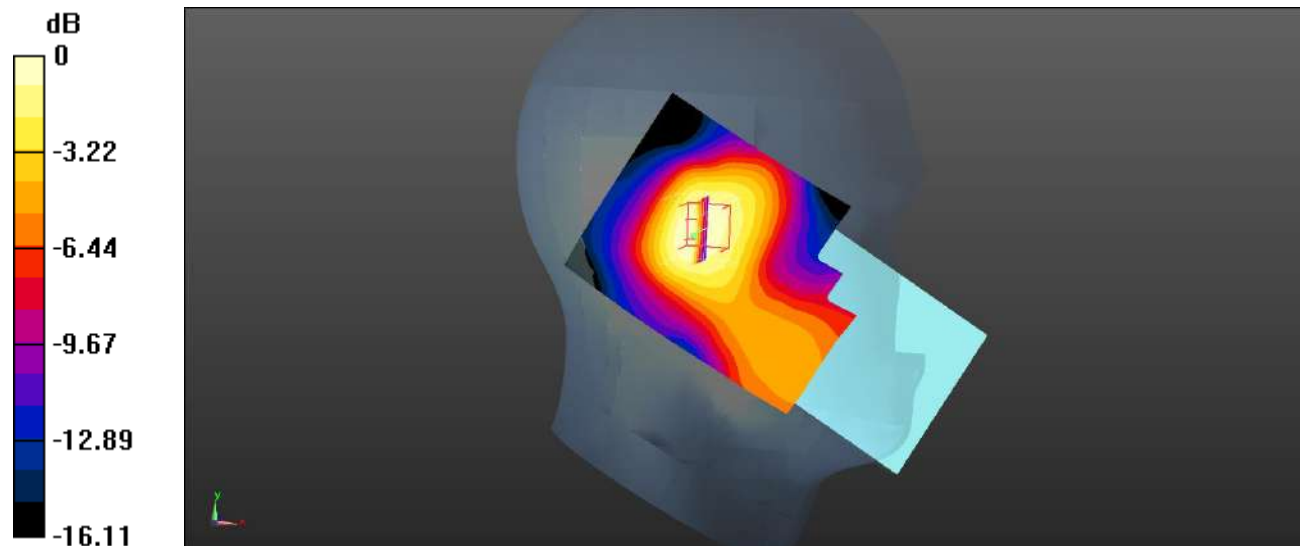
Head Left Tilt/WCDMA Band 2 Mid/Zoom Scan (5x5x7)/Cube 0: Measurement grid: dx=8mm, dy=8mm, dz=5mm

Reference Value = 7.534 V/m; Power Drift = -0.13 dB

Peak SAR (extrapolated) = 0.241 W/kg

SAR(1 g) = 0.161 W/kg; SAR(10 g) = 0.103 W/kg

Maximum value of SAR (measured) = 0.172 W/kg



0 dB = 0.172 W/kg = -7.64 dBW/kg

Plot 33#: WCDMA Band 2_ Head Right Cheek _Mid**DUT: BISON GT2; Type: Smart Phone; Serial: SZ1220402-12151E-SA-S1**

Communication System: UID 0, WCDMA (0); Frequency: 1880 MHz; Duty Cycle: 1:1

Medium parameters used (interpolated): $f = 1880$ MHz; $\sigma = 1.362$ S/m; $\epsilon_r = 40.847$; $\rho = 1000$ kg/m³

Phantom section: Right Section

DASY5 Configuration:

- Probe: EX3DV4 - SN3619; ConvF(7.07, 7.07, 7.07) @ 1880 MHz;
- Sensor-Surface: 4mm (Mechanical Surface Detection)
- Electronics: DAE4 Sn1211; Calibrated: 2022/03/01
- Phantom: Twin SAM; Type: QD000P40CD; Serial: 1744
- Measurement SW: DASY52, Version 52.10 (2);

Head Right Cheek/WCDMA Band 2 Mid/Area Scan (71x91x1): Interpolated grid: dx=1.500 mm, dy=1.500 mm

Maximum value of SAR (interpolated) = 0.303 W/kg

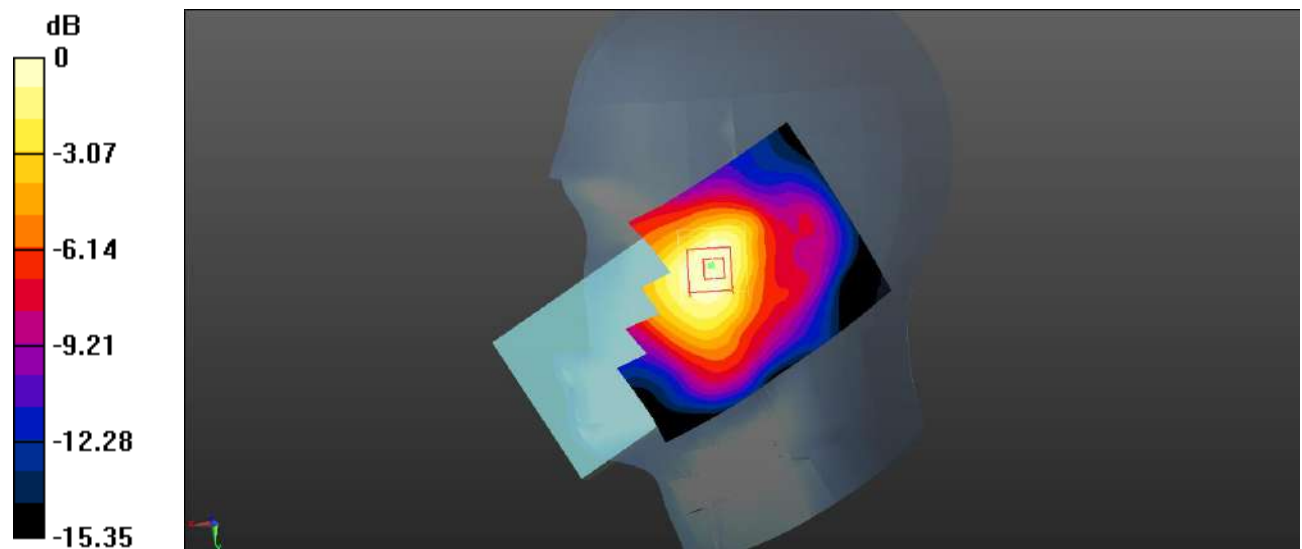
Head Right Cheek/WCDMA Band 2 Mid/Zoom Scan (5x5x7)/Cube 0: Measurement grid: dx=8mm, dy=8mm, dz=5mm

Reference Value = 4.363 V/m; Power Drift = 0.19 dB

Peak SAR (extrapolated) = 0.408 W/kg

SAR(1 g) = 0.266 W/kg; SAR(10 g) = 0.167 W/kg

Maximum value of SAR (measured) = 0.286 W/kg



0 dB = 0.286 W/kg = -5.44 dBW/kg

Plot 34#: WCDMA Band 2_ Head Right Tilt _Mid**DUT: BISON GT2; Type: Smart Phone; Serial: SZ1220402-12151E-SA-S1**

Communication System: UID 0, WCDMA (0); Frequency: 1880 MHz; Duty Cycle: 1:1

Medium parameters used (interpolated): $f = 1880$ MHz; $\sigma = 1.362$ S/m; $\epsilon_r = 40.847$; $\rho = 1000$ kg/m³

Phantom section: Right Section

DASY5 Configuration:

- Probe: EX3DV4 - SN3619; ConvF(7.07, 7.07, 7.07) @ 1880 MHz;
- Sensor-Surface: 4mm (Mechanical Surface Detection)
- Electronics: DAE4 Sn1211; Calibrated: 2022/03/01
- Phantom: Twin SAM; Type: QD000P40CD; Serial: 1744
- Measurement SW: DASY52, Version 52.10 (2);

Head Right Tilt/WCDMA Band 2 Mid/Area Scan (71x91x1): Interpolated grid: dx=1.500 mm, dy=1.500 mm

Maximum value of SAR (interpolated) = 0.174 W/kg

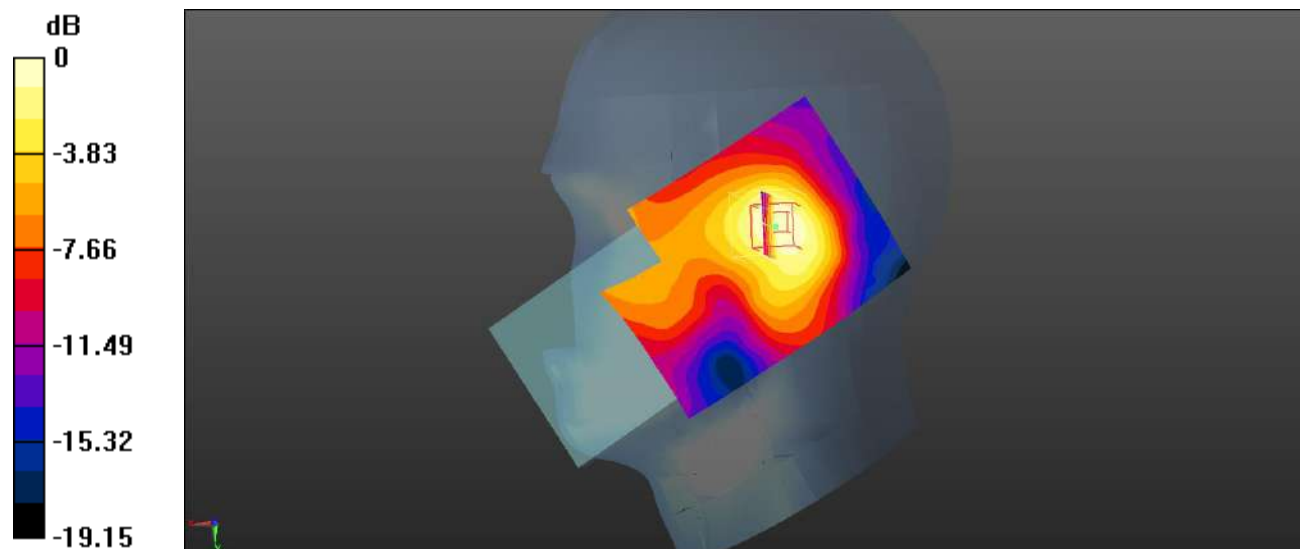
Head Right Tilt/WCDMA Band 2 Mid/Zoom Scan (5x5x7)/Cube 0: Measurement grid: dx=8mm, dy=8mm, dz=5mm

Reference Value = 7.777 V/m; Power Drift = -0.01 dB

Peak SAR (extrapolated) = 0.241 W/kg

SAR(1 g) = 0.154 W/kg; SAR(10 g) = 0.092 W/kg

Maximum value of SAR (measured) = 0.161 W/kg



0 dB = 0.161 W/kg = -7.93 dBW/kg

Plot 35#: WCDMA Band 2_ Body Front _Mid**DUT: BISON GT2; Type: Smart Phone; Serial: SZ1220402-12151E-SA-S1**

Communication System: UID 0, WCDMA (0); Frequency: 1880 MHz; Duty Cycle: 1:1

Medium parameters used (interpolated): $f = 1880$ MHz; $\sigma = 1.362$ S/m; $\epsilon_r = 40.847$; $\rho = 1000$ kg/m³

Phantom section: Flat Section

DASY5 Configuration:

- Probe: EX3DV4 - SN3619; ConvF(7.07, 7.07, 7.07) @ 1880 MHz;
- Sensor-Surface: 4mm (Mechanical Surface Detection)
- Electronics: DAE4 Sn1211; Calibrated: 2022/03/01
- Phantom: Twin SAM; Type: QD000P40CD; Serial: 1744
- Measurement SW: DASY52, Version 52.10 (2);

Body Front/WCDMA Band 2 Mid/Area Scan (71x91x1): Interpolated grid: dx=1.500 mm, dy=1.500 mm

Maximum value of SAR (interpolated) = 0.419 W/kg

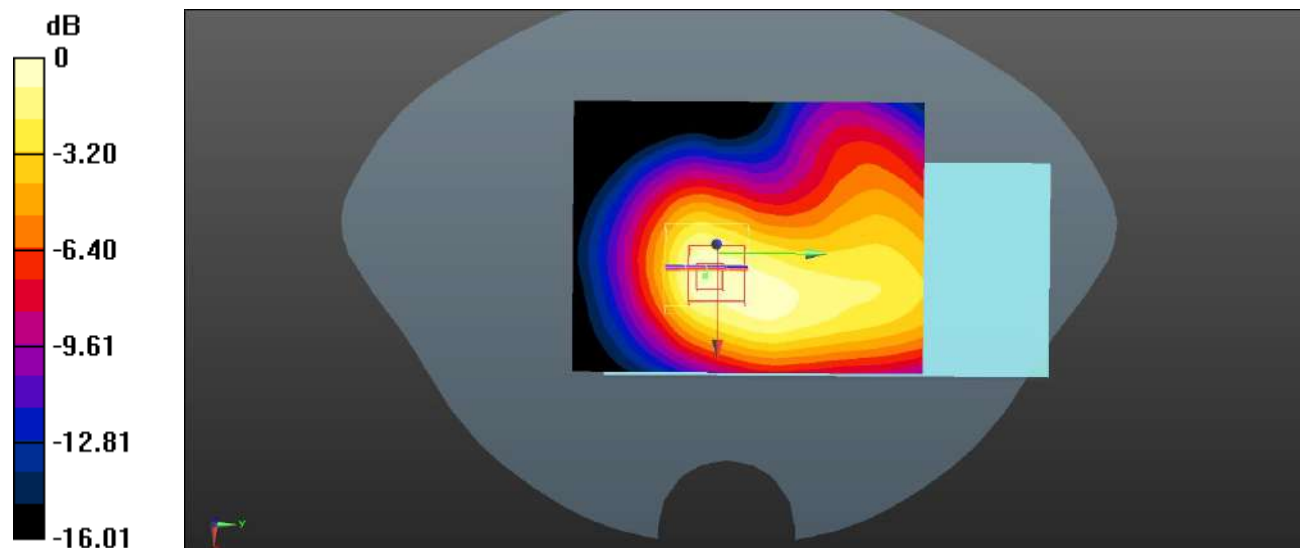
Body Front/WCDMA Band 2 Mid/Zoom Scan (5x5x7)/Cube 0: Measurement grid: dx=8mm, dy=8mm, dz=5mm

Reference Value = 13.90 V/m; Power Drift = -0.03 dB

Peak SAR (extrapolated) = 0.676 W/kg

SAR(1 g) = 0.391 W/kg; SAR(10 g) = 0.227 W/kg

Maximum value of SAR (measured) = 0.428 W/kg



0 dB = 0.428 W/kg = -3.69 dBW/kg

Plot 36#: WCDMA Band 2_ Body Back _Mid**DUT: BISON GT2; Type: Smart Phone; Serial: SZ1220402-12151E-SA-S1**

Communication System: UID 0, WCDMA (0); Frequency: 1880 MHz; Duty Cycle: 1:1

Medium parameters used (interpolated): $f = 1880$ MHz; $\sigma = 1.362$ S/m; $\epsilon_r = 40.847$; $\rho = 1000$ kg/m³

Phantom section: Flat Section

DASY5 Configuration:

- Probe: EX3DV4 - SN3619; ConvF(7.07, 7.07, 7.07) @ 1880 MHz;
- Sensor-Surface: 4mm (Mechanical Surface Detection)
- Electronics: DAE4 Sn1211; Calibrated: 2022/03/01
- Phantom: Twin SAM; Type: QD000P40CD; Serial: 1744
- Measurement SW: DASY52, Version 52.10 (2);

Body Back/WCDMA Band 2 Mid/Area Scan (71x91x1): Interpolated grid: dx=1.500 mm, dy=1.500 mm

Maximum value of SAR (interpolated) = 0.487 W/kg

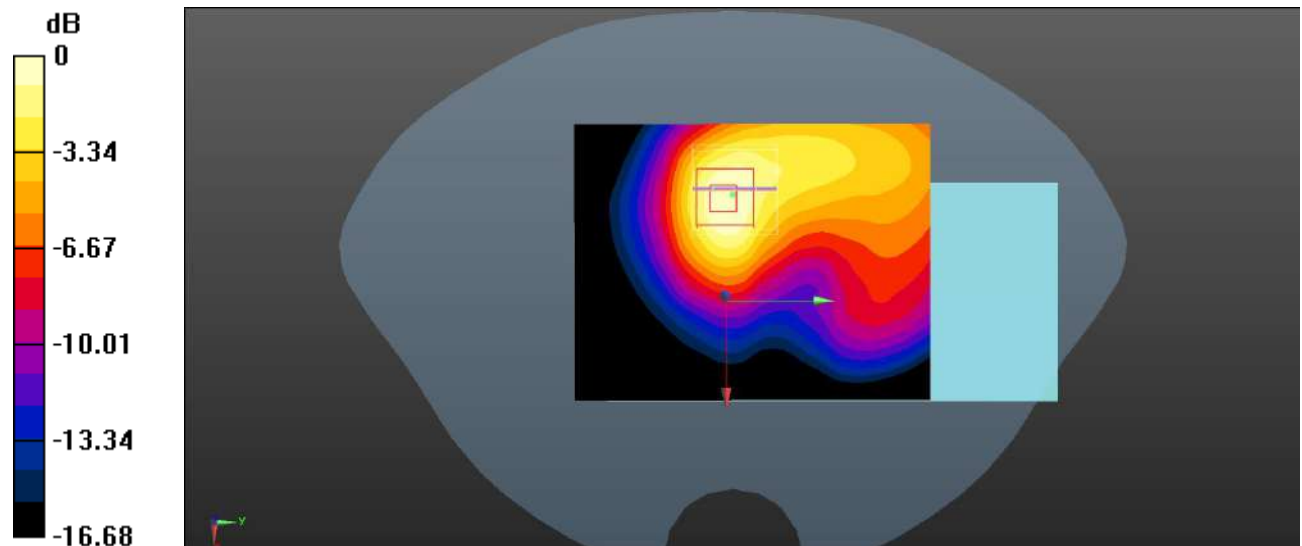
Body Back/WCDMA Band 2 Mid/Zoom Scan (5x5x7)/Cube 0: Measurement grid: dx=8mm, dy=8mm, dz=5mm

Reference Value = 10.97 V/m; Power Drift = 0.12 dB

Peak SAR (extrapolated) = 0.853 W/kg

SAR(1 g) = 0.465 W/kg; SAR(10 g) = 0.250 W/kg

Maximum value of SAR (measured) = 0.485 W/kg



0 dB = 0.485 W/kg = -3.14 dBW/kg

Plot 37#: WCDMA Band 2_ Body Left _Mid**DUT: BISON GT2; Type: Smart Phone; Serial: SZ1220402-12151E-SA-S1**

Communication System: UID 0, WCDMA (0); Frequency: 1880 MHz; Duty Cycle: 1:1

Medium parameters used (interpolated): $f = 1880$ MHz; $\sigma = 1.362$ S/m; $\epsilon_r = 40.847$; $\rho = 1000$ kg/m³

Phantom section: Flat Section

DASY5 Configuration:

- Probe: EX3DV4 - SN3619; ConvF(7.07, 7.07, 7.07) @ 1880 MHz;
- Sensor-Surface: 4mm (Mechanical Surface Detection)
- Electronics: DAE4 Sn1211; Calibrated: 2022/03/01
- Phantom: Twin SAM; Type: QD000P40CD; Serial: 1744
- Measurement SW: DASY52, Version 52.10 (2);

Body Left/WCDMA Band 2 Mid/Area Scan (71x91x1): Interpolated grid: dx=1.500 mm, dy=1.500 mm

Maximum value of SAR (interpolated) = 0.470 W/kg

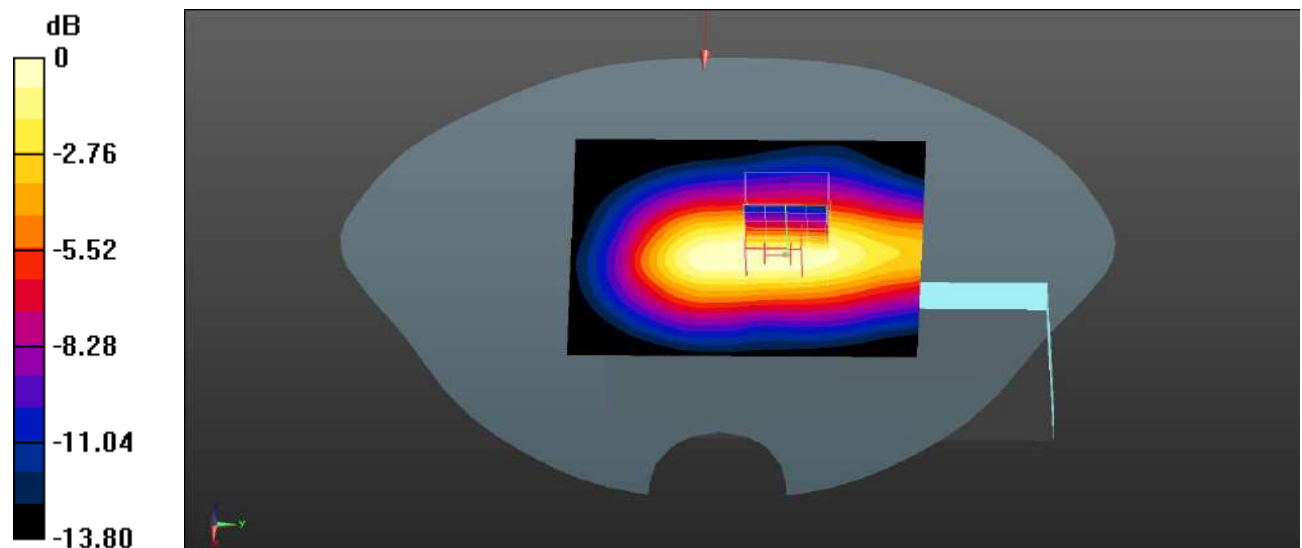
Body Left/WCDMA Band 2 Mid/Zoom Scan (5x5x7)/Cube 0: Measurement grid: dx=8mm, dy=8mm, dz=5mm

Reference Value = 17.47 V/m; Power Drift = 0.06 dB

Peak SAR (extrapolated) = 0.689 W/kg

SAR(1 g) = 0.427 W/kg; SAR(10 g) = 0.260 W/kg

Maximum value of SAR (measured) = 0.463 W/kg



0 dB = 0.463 W/kg = -3.34 dBW/kg

Plot 38#: WCDMA Band 2_ Body Right _Mid**DUT: BISON GT2; Type: Smart Phone; Serial: SZ1220402-12151E-SA-S1**

Communication System: UID 0, WCDMA (0); Frequency: 1880 MHz; Duty Cycle: 1:1

Medium parameters used (interpolated): $f = 1880$ MHz; $\sigma = 1.362$ S/m; $\epsilon_r = 40.847$; $\rho = 1000$ kg/m³

Phantom section: Flat Section

DASY5 Configuration:

- Probe: EX3DV4 - SN3619; ConvF(7.07, 7.07, 7.07) @ 1880 MHz;
- Sensor-Surface: 4mm (Mechanical Surface Detection)
- Electronics: DAE4 Sn1211; Calibrated: 2022/03/01
- Phantom: Twin SAM; Type: QD000P40CD; Serial: 1744
- Measurement SW: DASY52, Version 52.10 (2);

Body Right/WCDMA Band 2 Mid/Area Scan (71x91x1): Interpolated grid: dx=1.500 mm, dy=1.500 mm

Maximum value of SAR (interpolated) = 0.0256 W/kg

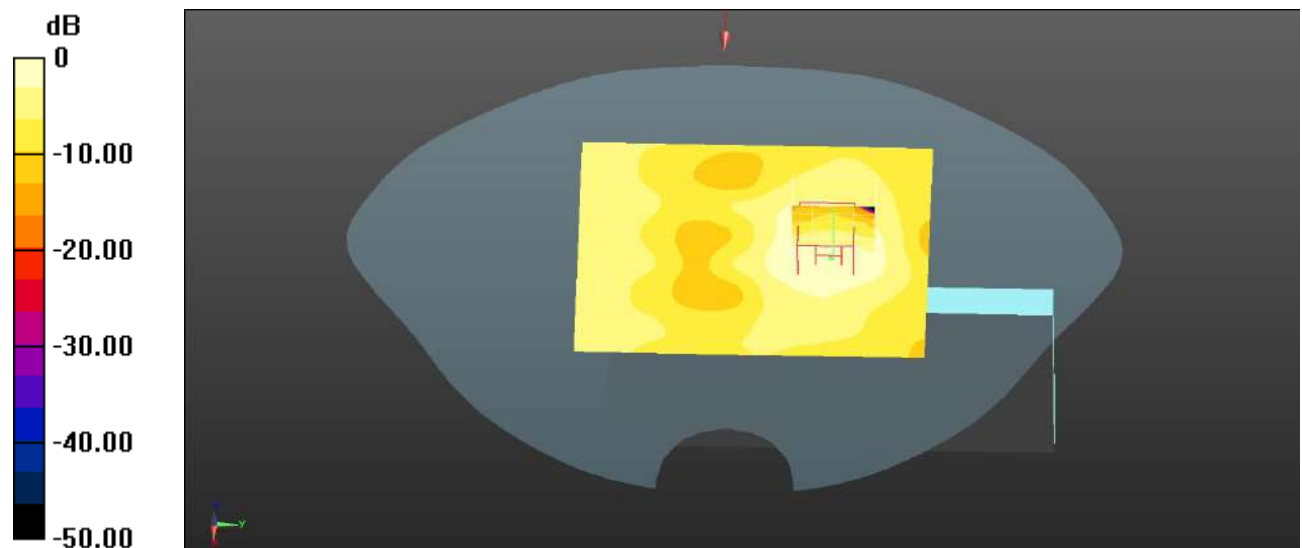
Body Right/WCDMA Band 2 Mid/Zoom Scan (5x5x7)/Cube 0: Measurement grid: dx=8mm, dy=8mm, dz=5mm

Reference Value = 1.402 V/m; Power Drift = 0.10 dB

Peak SAR (extrapolated) = 0.0360 W/kg

SAR(1 g) = 0.021 W/kg; SAR(10 g) = 0.012 W/kg

Maximum value of SAR (measured) = 0.0230 W/kg



0 dB = 0.0230 W/kg = -16.38 dBW/kg

Plot 39#: WCDMA Band 2_ Body Bottom _Low**DUT: BISON GT2; Type: Smart Phone; Serial: SZ1220402-12151E-SA-S1**

Communication System: UID 0, WCDMA (0); Frequency: 1852.4 MHz; Duty Cycle: 1:1

Medium parameters used (interpolated): $f = 1852.4$ MHz; $\sigma = 1.359$ S/m; $\epsilon_r = 41.066$; $\rho = 1000$ kg/m³

Phantom section: Flat Section

DASY5 Configuration:

- Probe: EX3DV4 - SN3619; ConvF(7.07, 7.07, 7.07) @ 1852.4 MHz;
- Sensor-Surface: 4mm (Mechanical Surface Detection)
- Electronics: DAE4 Sn1211; Calibrated: 2022/03/01
- Phantom: Twin SAM; Type: QD000P40CD; Serial: 1744
- Measurement SW: DASY52, Version 52.10 (2);

Body Bottom/WCDMA Band 2 Low/Area Scan (71x91x1): Interpolated grid: dx=1.500 mm, dy=1.500 mm

Maximum value of SAR (interpolated) = 0.783 W/kg

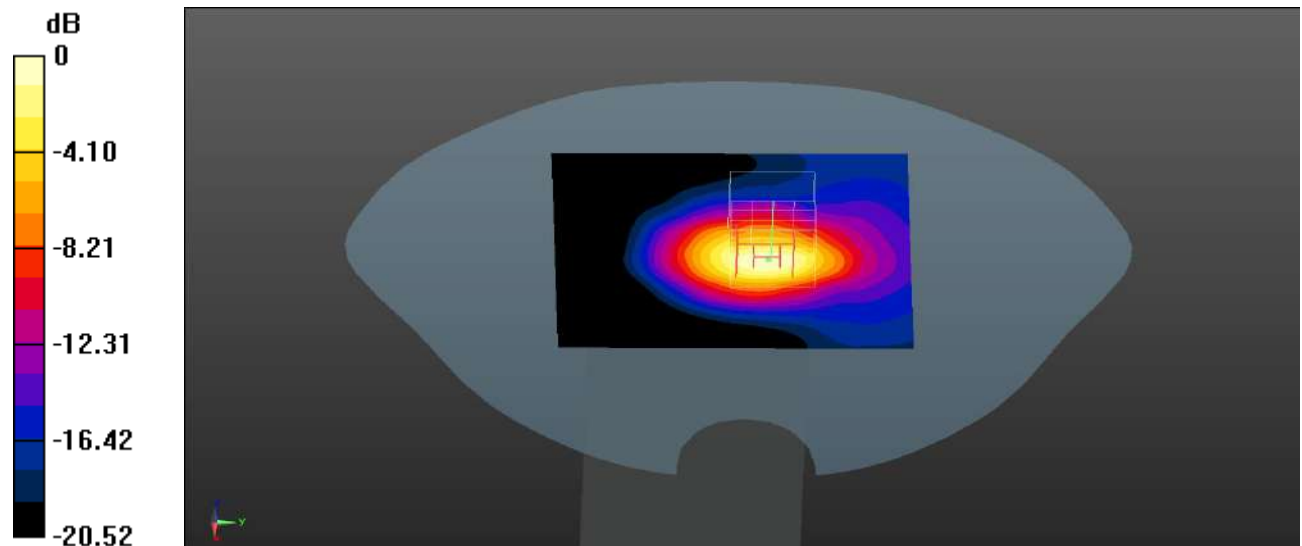
Body Bottom/WCDMA Band 2 Low/Zoom Scan (5x5x7)/Cube 0: Measurement grid: dx=8mm, dy=8mm, dz=5mm

Reference Value = 20.99 V/m; Power Drift = -0.06 dB

Peak SAR (extrapolated) = 1.25 W/kg

SAR(1 g) = 0.676 W/kg; SAR(10 g) = 0.342 W/kg

Maximum value of SAR (measured) = 0.754 W/kg



0 dB = 0.754 W/kg = -1.23 dBW/kg

Plot 40#: WCDMA Band 2_ Body Bottom _Mid**DUT: BISON GT2; Type: Smart Phone; Serial: SZ1220402-12151E-SA-S1**

Communication System: UID 0, WCDMA (0); Frequency: 1880 MHz; Duty Cycle: 1:1

Medium parameters used (interpolated): $f = 1880$ MHz; $\sigma = 1.362$ S/m; $\epsilon_r = 40.847$; $\rho = 1000$ kg/m³

Phantom section: Flat Section

DASY5 Configuration:

- Probe: EX3DV4 - SN3619; ConvF(7.07, 7.07, 7.07) @ 1880 MHz;
- Sensor-Surface: 4mm (Mechanical Surface Detection)
- Electronics: DAE4 Sn1211; Calibrated: 2022/03/01
- Phantom: Twin SAM; Type: QD000P40CD; Serial: 1744
- Measurement SW: DASY52, Version 52.10 (2);

Body Bottom/WCDMA Band 2 Mid/Area Scan (71x91x1): Interpolated grid: dx=1.500 mm, dy=1.500 mm

Maximum value of SAR (interpolated) = 0.698 W/kg

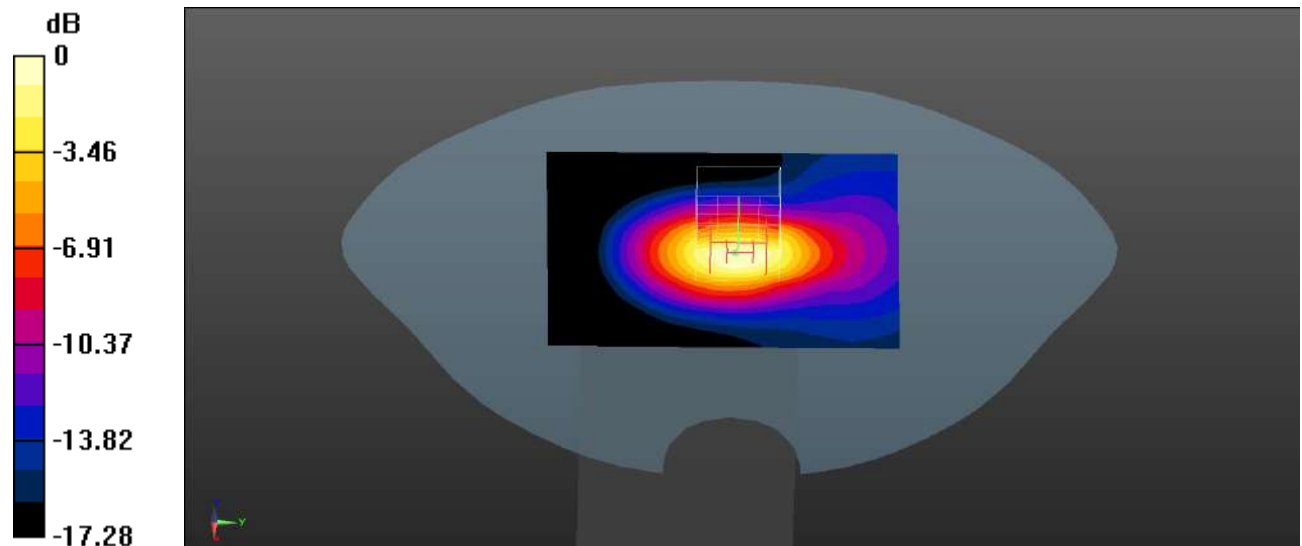
Body Bottom/WCDMA Band 2 Mid/Zoom Scan (5x5x7)/Cube 0: Measurement grid: dx=8mm, dy=8mm, dz=5mm

Reference Value = 21.49 V/m; Power Drift = -0.03 dB

Peak SAR (extrapolated) = 1.02 W/kg

SAR(1 g) = 0.601 W/kg; SAR(10 g) = 0.329 W/kg

Maximum value of SAR (measured) = 0.662 W/kg



0 dB = 0.662 W/kg = -1.79 dBW/kg

Plot 41#: WCDMA Band 2_ Body Bottom _High**DUT: BISON GT2; Type: Smart Phone; Serial: SZ1220402-12151E-SA-S1**

Communication System: UID 0, WCDMA (0); Frequency: 1907.6 MHz; Duty Cycle: 1:1

Medium parameters used (interpolated): $f = 1907.6$ MHz; $\sigma = 1.371$ S/m; $\epsilon_r = 40.874$; $\rho = 1000$ kg/m³

Phantom section: Flat Section

DASY5 Configuration:

- Probe: EX3DV4 - SN3619; ConvF(7.07, 7.07, 7.07) @ 1907.6 MHz;
- Sensor-Surface: 4mm (Mechanical Surface Detection)
- Electronics: DAE4 Sn1211; Calibrated: 2022/03/01
- Phantom: Twin SAM; Type: QD000P40CD; Serial: 1744
- Measurement SW: DASY52, Version 52.10 (2);

Body Bottom/WCDMA Band 2 High/Area Scan (71x91x1): Interpolated grid: dx=1.500 mm, dy=1.500 mm

Maximum value of SAR (interpolated) = 0.815 W/kg

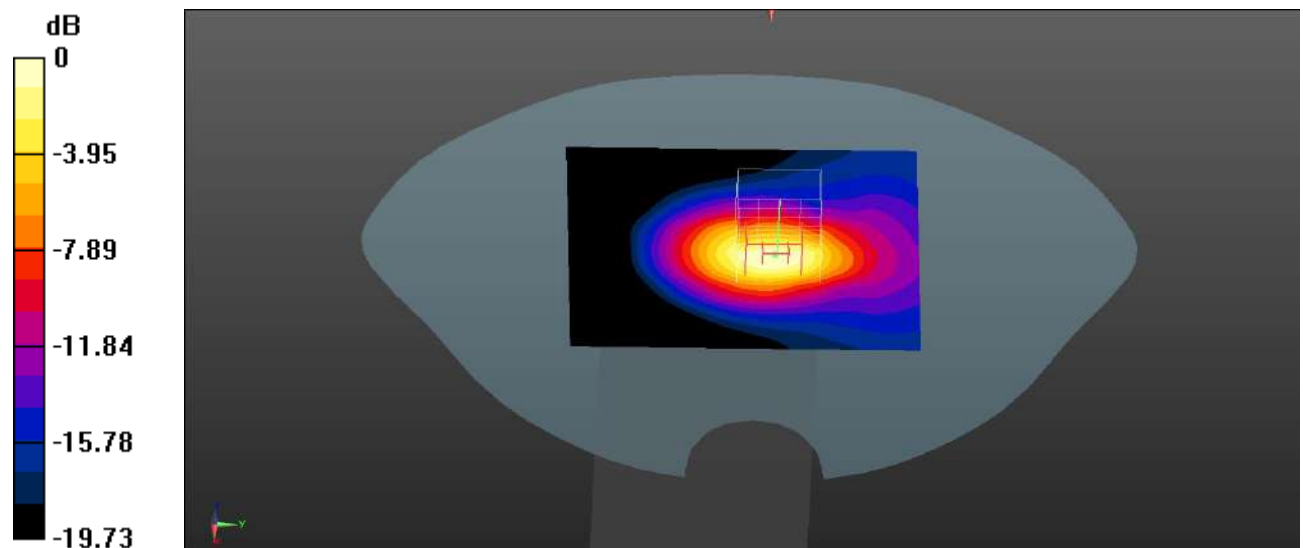
Body Bottom/WCDMA Band 2 High/Zoom Scan (5x5x7)/Cube 0: Measurement grid: dx=8mm, dy=8mm, dz=5mm

Reference Value = 21.56 V/m; Power Drift = 0.02 dB

Peak SAR (extrapolated) = 1.26 W/kg

SAR(1 g) = 0.697 W/kg; SAR(10 g) = 0.361 W/kg

Maximum value of SAR (measured) = 0.776 W/kg



0 dB = 0.776 W/kg = -1.10 dBW/kg

Plot 42#: WCDMA Band 5_ Head Left Cheek _Mid**DUT: BISON GT2; Type: Smart Phone; Serial: SZ1220402-12151E-SA-S1**

Communication System: UID 0, WCDMA (0); Frequency: 836.6 MHz; Duty Cycle: 1:1

Medium parameters used (interpolated): $f = 836.6$ MHz; $\sigma = 0.889$ S/m; $\epsilon_r = 42.651$ $\rho = 1000$ kg/m³

Phantom section: Left Section

DASY5 Configuration:

- Probe: EX3DV4 - SN3619; ConvF(8.63, 8.63, 8.63) @ 836.6 MHz;
- Sensor-Surface: 4mm (Mechanical Surface Detection)
- Electronics: DAE4 Sn1211; Calibrated: 2022/03/01
- Phantom: Twin SAM; Type: QD000P40CD; Serial: 1744
- Measurement SW: DASY52, Version 52.10 (2);

Head Left Cheek/WCDMA Band 5 Mid/Area Scan (71x91x1): Interpolated grid: dx=1.500 mm, dy=1.500 mm

Maximum value of SAR (interpolated) = 0.0551 W/kg

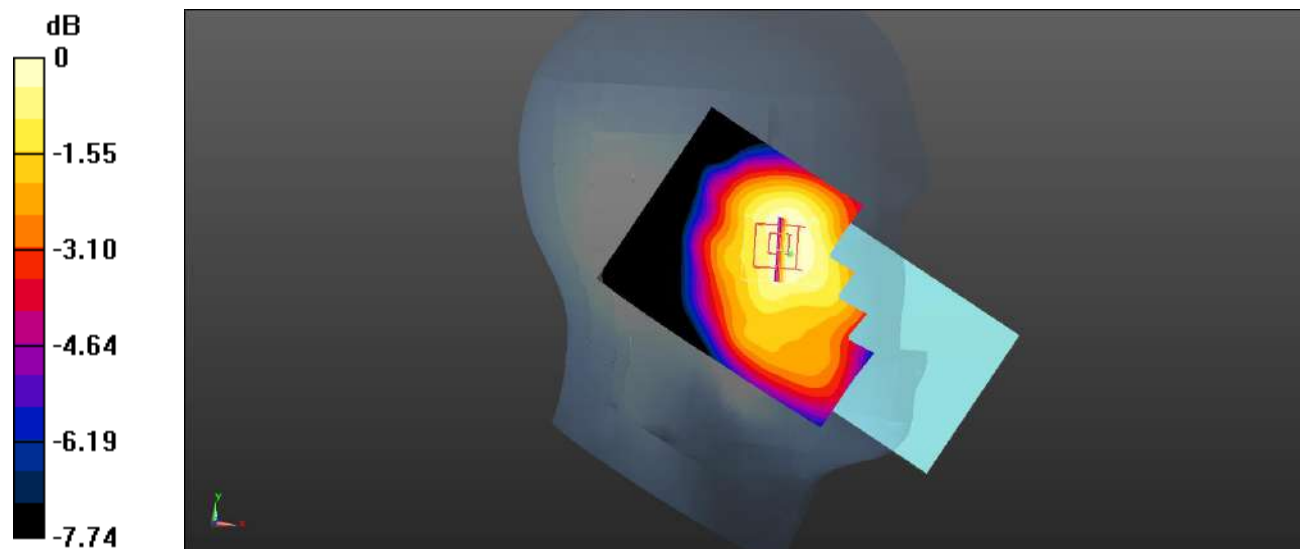
Head Left Cheek/WCDMA Band 5 Mid/Zoom Scan (5x5x7)/Cube 0: Measurement grid: dx=8mm, dy=8mm, dz=5mm

Reference Value = 2.831 V/m; Power Drift = -0.19 dB

Peak SAR (extrapolated) = 0.0630 W/kg

SAR(1 g) = 0.054 W/kg; SAR(10 g) = 0.044 W/kg

Maximum value of SAR (measured) = 0.0553 W/kg



0 dB = 0.0553 W/kg = -12.57 dBW/kg

Plot 43#: WCDMA Band 5_ Head Left Tilt _Mid**DUT: BISON GT2; Type: Smart Phone; Serial: SZ1220402-12151E-SA-S1**

Communication System: UID 0, WCDMA (0); Frequency: 836.6 MHz; Duty Cycle: 1:1

Medium parameters used (interpolated): $f = 836.6$ MHz; $\sigma = 0.889$ S/m; $\epsilon_r = 42.651$ $\rho = 1000$ kg/m³

Phantom section: Left Section

DASY5 Configuration:

- Probe: EX3DV4 - SN3619; ConvF(8.63, 8.63, 8.63) @ 836.6 MHz;
- Sensor-Surface: 4mm (Mechanical Surface Detection)
- Electronics: DAE4 Sn1211; Calibrated: 2022/03/01
- Phantom: Twin SAM; Type: QD000P40CD; Serial: 1744
- Measurement SW: DASY52, Version 52.10 (2);

Head Left Tilt/WCDMA Band 5 Mid/Area Scan (71x91x1): Interpolated grid: dx=1.500 mm, dy=1.500 mm

Maximum value of SAR (interpolated) = 0.0432 W/kg

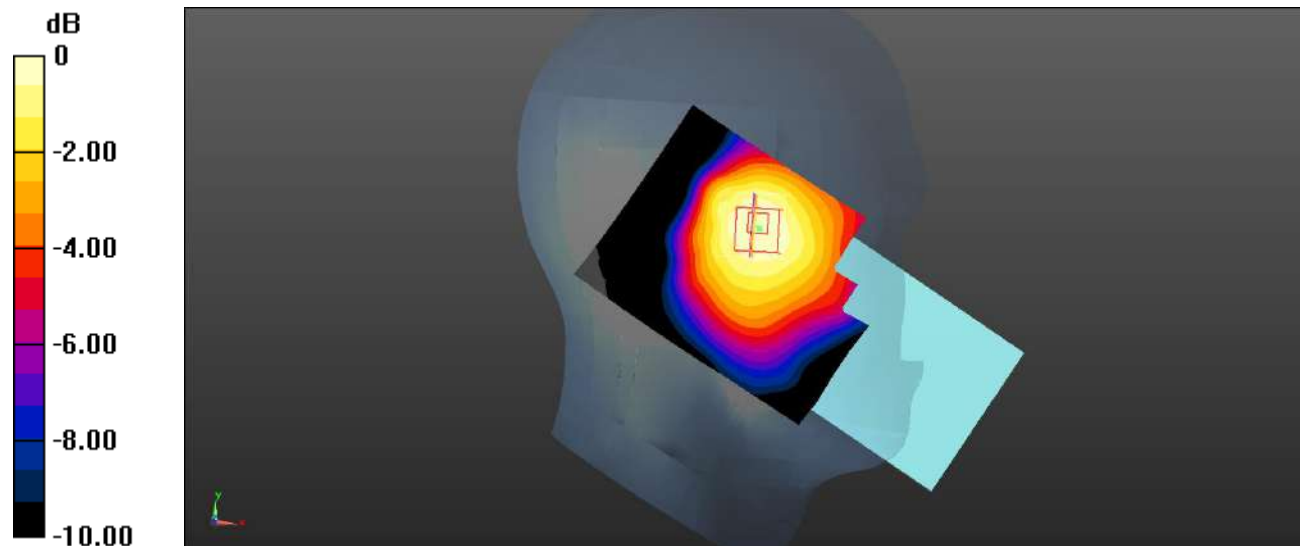
Head Left Tilt/WCDMA Band 5 Mid/Zoom Scan (5x5x7)/Cube 0: Measurement grid: dx=8mm, dy=8mm, dz=5mm

Reference Value = 3.505 V/m; Power Drift = 0.04 dB

Peak SAR (extrapolated) = 0.0510 W/kg

SAR(1 g) = 0.040 W/kg; SAR(10 g) = 0.031 W/kg

Maximum value of SAR (measured) = 0.0420 W/kg



0 dB = 0.0420 W/kg = -13.77 dBW/kg

Plot 44#: WCDMA Band 5_ Head Right Cheek_Low**DUT: BISON GT2; Type: Smart Phone; Serial: SZ1220402-12151E-SA-S1**

Communication System: UID 0, WCDMA (0); Frequency: 826.4 MHz; Duty Cycle: 1:1

Medium parameters used (interpolated): $f = 826.4$ MHz; $\sigma = 0.882$ S/m; $\epsilon_r = 42.678$; $\rho = 1000$ kg/m³

Phantom section: Right Section

DASY5 Configuration:

- Probe: EX3DV4 - SN3619; ConvF(8.63, 8.63, 8.63) @ 826.4 MHz;
- Sensor-Surface: 4mm (Mechanical Surface Detection)
- Electronics: DAE4 Sn1211; Calibrated: 2022/03/01
- Phantom: Twin SAM; Type: QD000P40CD; Serial: 1744
- Measurement SW: DASY52, Version 52.10 (2);

Head Right Cheek/WCDMA Band 5 Low/Area Scan (71x91x1): Interpolated grid: dx=1.500 mm, dy=1.500 mm

Maximum value of SAR (interpolated) = 0.0820 W/kg

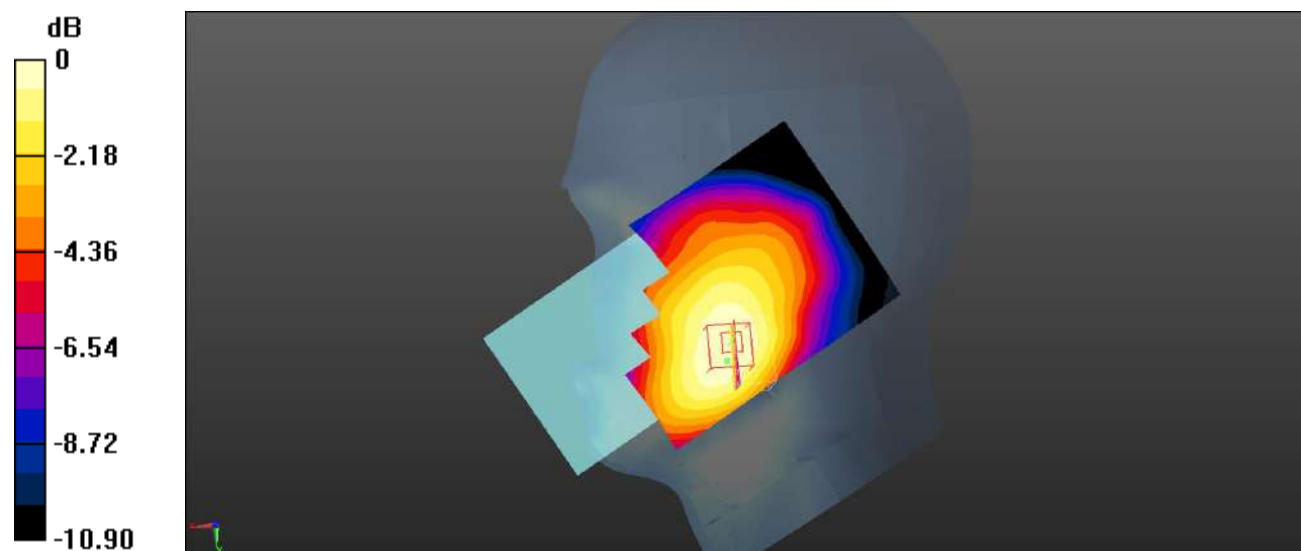
Head Right Cheek/WCDMA Band 5 Low/Zoom Scan (5x5x7)/Cube 0: Measurement grid: dx=8mm, dy=8mm, dz=5mm

Reference Value = 3.632 V/m; Power Drift = 0.19 dB

Peak SAR (extrapolated) = 0.0910 W/kg

SAR(1 g) = 0.080 W/kg; SAR(10 g) = 0.063 W/kg

Maximum value of SAR (measured) = 0.0822 W/kg



0 dB = 0.0822 W/kg = -10.85 dBW/kg

Plot 45#: WCDMA Band 5_ Head Right Cheek_Mid**DUT: BISON GT2; Type: Smart Phone; Serial: SZ1220402-12151E-SA-S1**

Communication System: UID 0, WCDMA (0); Frequency: 836.6 MHz; Duty Cycle: 1:1

Medium parameters used (interpolated): $f = 836.6$ MHz; $\sigma = 0.889$ S/m; $\epsilon_r = 42.651$; $\rho = 1000$ kg/m³

Phantom section: Right Section

DASY5 Configuration:

- Probe: EX3DV4 - SN3619; ConvF(8.63, 8.63, 8.63) @ 836.6 MHz;
- Sensor-Surface: 4mm (Mechanical Surface Detection)
- Electronics: DAE4 Sn1211; Calibrated: 2022/03/01
- Phantom: Twin SAM; Type: QD000P40CD; Serial: 1744
- Measurement SW: DASY52, Version 52.10 (2);

Head Right Cheek/WCDMA Band 5 Mid/Area Scan (71x91x1): Interpolated grid: dx=1.500 mm, dy=1.500 mm

Maximum value of SAR (interpolated) = 0.0845 W/kg

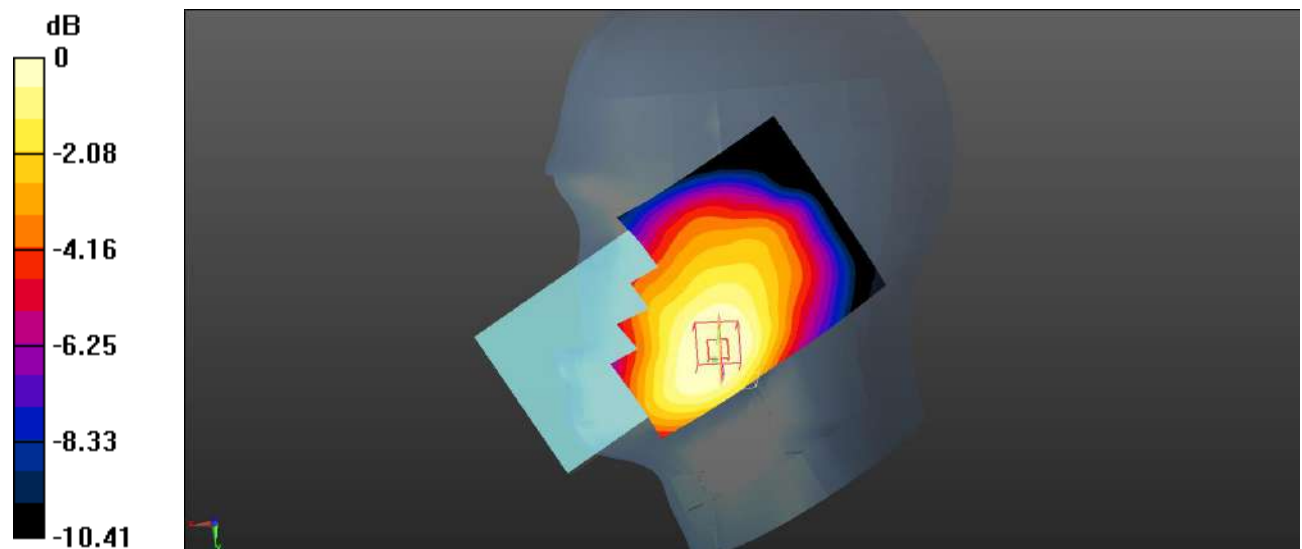
Head Right Cheek/WCDMA Band 5 Mid/Zoom Scan (5x5x7)/Cube 0: Measurement grid: dx=8mm, dy=8mm, dz=5mm

Reference Value = 3.189 V/m; Power Drift = 0.13 dB

Peak SAR (extrapolated) = 0.0860 W/kg

SAR(1 g) = 0.075 W/kg; SAR(10 g) = 0.061 W/kg

Maximum value of SAR (measured) = 0.0773 W/kg



0 dB = 0.0773 W/kg = -11.12 dBW/kg

Plot 46#: WCDMA Band 5_ Head Right Cheek_High**DUT: BISON GT2; Type: Smart Phone; Serial: SZ1220402-12151E-SA-S1**

Communication System: UID 0, WCDMA (0); Frequency: 846.6 MHz; Duty Cycle: 1:1

Medium parameters used (interpolated): $f = 846.6$ MHz; $\sigma = 0.896$ S/m; $\epsilon_r = 42.688$; $\rho = 1000$ kg/m³

Phantom section: Right Section

DASY5 Configuration:

- Probe: EX3DV4 - SN3619; ConvF(8.63, 8.63, 8.63) @ 846.6 MHz;
- Sensor-Surface: 4mm (Mechanical Surface Detection)
- Electronics: DAE4 Sn1211; Calibrated: 2022/03/01
- Phantom: Twin SAM; Type: QD000P40CD; Serial: 1744
- Measurement SW: DASY52, Version 52.10 (2);

Head Right Cheek/WCDMA Band 5 High/Area Scan (71x91x1): Interpolated grid: dx=1.500 mm, dy=1.500 mm

Maximum value of SAR (interpolated) = 0.0697 W/kg

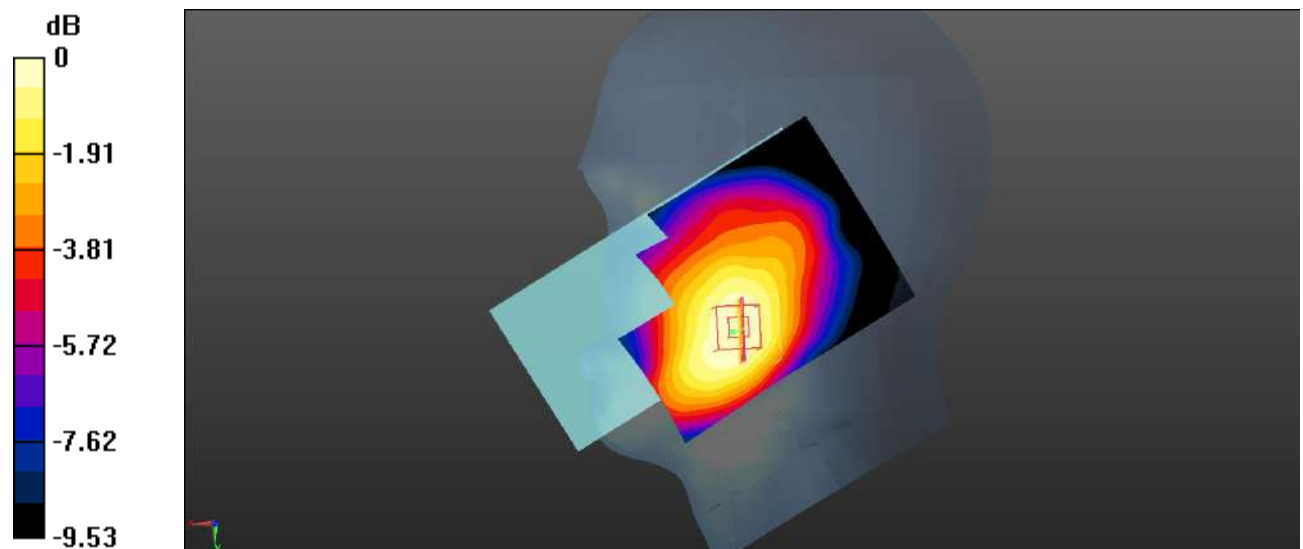
Head Right Cheek/WCDMA Band 5 High/Zoom Scan (5x5x7)/Cube 0: Measurement grid: dx=8mm, dy=8mm, dz=5mm

Reference Value = 3.135 V/m; Power Drift = 0.04 dB

Peak SAR (extrapolated) = 0.0810 W/kg

SAR(1 g) = 0.068 W/kg; SAR(10 g) = 0.054 W/kg

Maximum value of SAR (measured) = 0.0705 W/kg



0 dB = 0.0705 W/kg = -11.52 dBW/kg

Plot 47#: WCDMA Band 5_ Head Right Tilt_Mid**DUT: BISON GT2; Type: Smart Phone; Serial: SZ1220402-12151E-SA-S1**

Communication System: UID 0, WCDMA (0); Frequency: 836.6 MHz; Duty Cycle: 1:1

Medium parameters used (interpolated): $f = 836.6$ MHz; $\sigma = 0.889$ S/m; $\epsilon_r = 42.651$; $\rho = 1000$ kg/m³

Phantom section: Right Section

DASY5 Configuration:

- Probe: EX3DV4 - SN3619; ConvF(8.63, 8.63, 8.63) @ 836.6 MHz;
- Sensor-Surface: 4mm (Mechanical Surface Detection)
- Electronics: DAE4 Sn1211; Calibrated: 2022/03/01
- Phantom: Twin SAM; Type: QD000P40CD; Serial: 1744
- Measurement SW: DASY52, Version 52.10 (2);

Head Right Tilt/WCDMA Band 5 Mid/Area Scan (71x91x1): Interpolated grid: dx=1.500 mm, dy=1.500 mm

Maximum value of SAR (interpolated) = 0.0365 W/kg

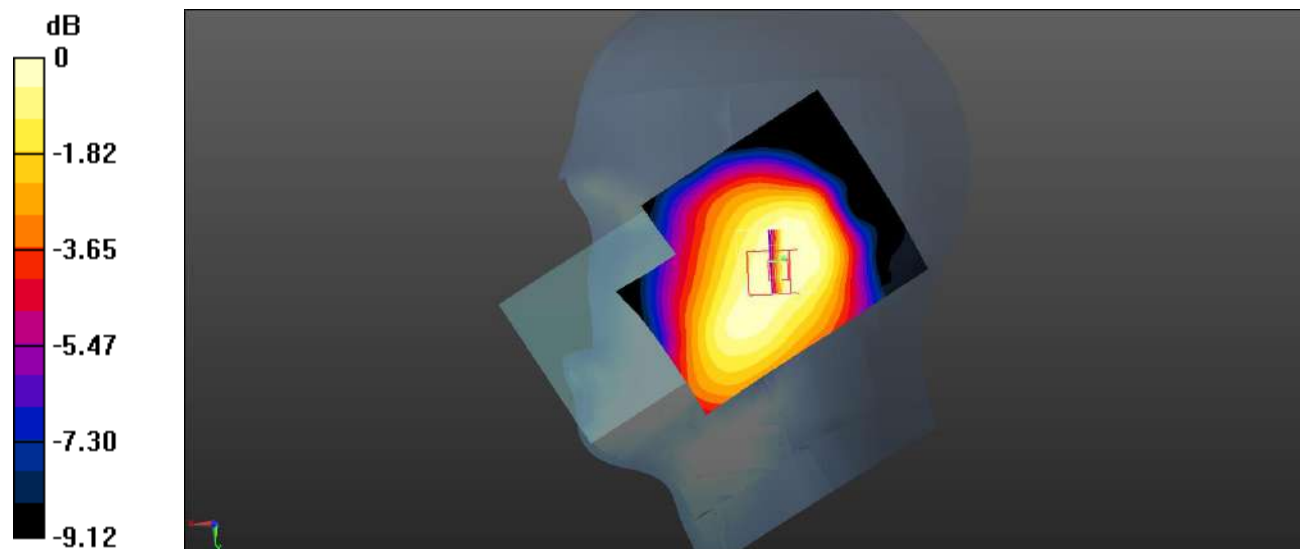
Head Right Tilt/WCDMA Band 5 Mid/Zoom Scan (5x5x7)/Cube 0: Measurement grid: dx=8mm, dy=8mm, dz=5mm

Reference Value = 4.419 V/m; Power Drift = -0.20 dB

Peak SAR (extrapolated) = 0.0430 W/kg

SAR(1 g) = 0.034 W/kg; SAR(10 g) = 0.027 W/kg

Maximum value of SAR (measured) = 0.0355 W/kg



0 dB = 0.0355 W/kg = -14.50 dBW/kg

Plot 48#: WCDMA Band 5_ Body Front_Low**DUT: BISON GT2; Type: Smart Phone; Serial: SZ1220402-12151E-SA-S1**

Communication System: UID 0, WCDMA (0); Frequency: 826.4 MHz; Duty Cycle: 1:1

Medium parameters used (interpolated): $f = 826.4$ MHz; $\sigma = 0.882$ S/m; $\epsilon_r = 42.678$; $\rho = 1000$ kg/m³

Phantom section: Flat Section

DASY5 Configuration:

- Probe: EX3DV4 - SN3619; ConvF(8.63, 8.63, 8.63) @ 826.4 MHz;
- Sensor-Surface: 4mm (Mechanical Surface Detection)
- Electronics: DAE4 Sn1211; Calibrated: 2022/03/01
- Phantom: Twin SAM; Type: QD000P40CD; Serial: 1744
- Measurement SW: DASY52, Version 52.10 (2);

Body Front/WCDMA Band 5 Low/Area Scan (71x91x1): Interpolated grid: dx=1.500 mm, dy=1.500 mm

Maximum value of SAR (interpolated) = 0.148 W/kg

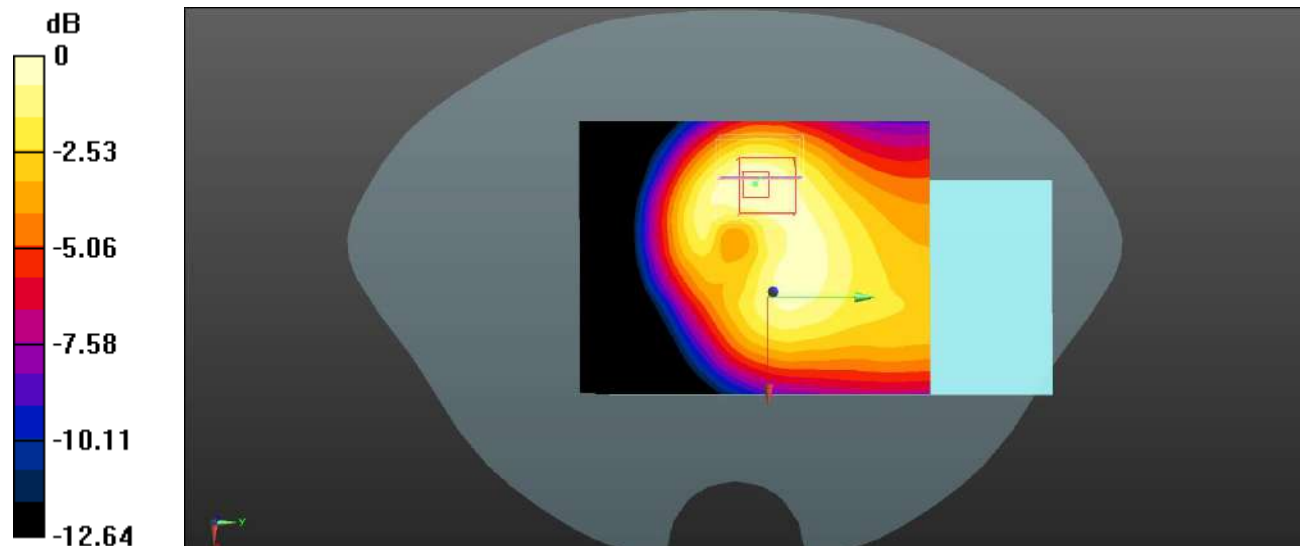
Body Front/WCDMA Band 5 Low/Zoom Scan (5x5x7)/Cube 0: Measurement grid: dx=8mm, dy=8mm, dz=5mm

Reference Value = 8.064 V/m; Power Drift = 0.10 dB

Peak SAR (extrapolated) = 0.229 W/kg

SAR(1 g) = 0.140 W/kg; SAR(10 g) = 0.086 W/kg

Maximum value of SAR (measured) = 0.150 W/kg



0 dB = 0.150 W/kg = -8.24 dBW/kg

Plot 49#: WCDMA Band 5_ Body Front_Mid**DUT: BISON GT2; Type: Smart Phone; Serial: SZ1220402-12151E-SA-S1**

Communication System: UID 0, WCDMA (0); Frequency: 836.6 MHz; Duty Cycle: 1:1

Medium parameters used (interpolated): $f = 836.6$ MHz; $\sigma = 0.889$ S/m; $\epsilon_r = 42.651$; $\rho = 1000$ kg/m³

Phantom section: Flat Section

DASY5 Configuration:

- Probe: EX3DV4 - SN3619; ConvF(8.63, 8.63, 8.63) @ 836.6 MHz;
- Sensor-Surface: 4mm (Mechanical Surface Detection)
- Electronics: DAE4 Sn1211; Calibrated: 2022/03/01
- Phantom: Twin SAM; Type: QD000P40CD; Serial: 1744
- Measurement SW: DASY52, Version 52.10 (2);

Body Front/WCDMA Band 5 Mid/Area Scan (71x91x1): Interpolated grid: dx=1.500 mm, dy=1.500 mm

Maximum value of SAR (interpolated) = 0.133 W/kg

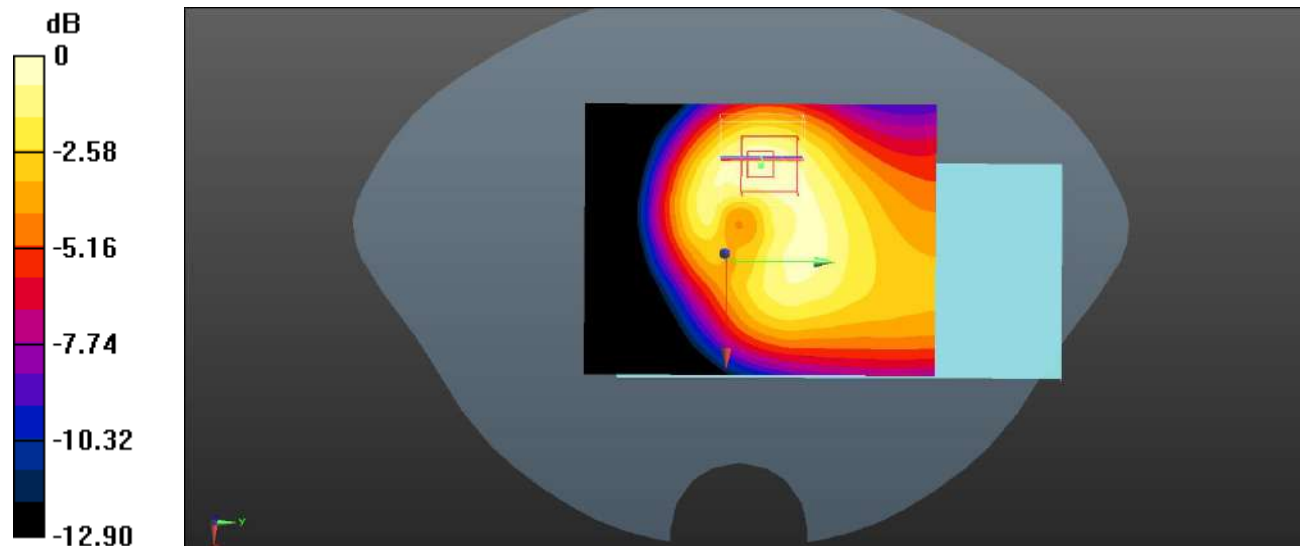
Body Front/WCDMA Band 5 Mid/Zoom Scan (5x5x7)/Cube 0: Measurement grid: dx=8mm, dy=8mm, dz=5mm

Reference Value = 7.835 V/m; Power Drift = 0.14 dB

Peak SAR (extrapolated) = 0.210 W/kg

SAR(1 g) = 0.128 W/kg; SAR(10 g) = 0.079 W/kg

Maximum value of SAR (measured) = 0.138 W/kg



0 dB = 0.138 W/kg = -8.60 dBW/kg

Plot 50#: WCDMA Band 5_ Body Front_High**DUT: BISON GT2; Type: Smart Phone; Serial: SZ1220402-12151E-SA-S1**

Communication System: UID 0, WCDMA (0); Frequency: 846.6 MHz; Duty Cycle: 1:1

Medium parameters used (interpolated): $f = 846.6$ MHz; $\sigma = 0.896$ S/m; $\epsilon_r = 42.688$; $\rho = 1000$ kg/m³

Phantom section: Flat Section

DASY5 Configuration:

- Probe: EX3DV4 - SN3619; ConvF(8.63, 8.63, 8.63) @ 846.6 MHz;
- Sensor-Surface: 4mm (Mechanical Surface Detection)
- Electronics: DAE4 Sn1211; Calibrated: 2022/03/01
- Phantom: Twin SAM; Type: QD000P40CD; Serial: 1744
- Measurement SW: DASY52, Version 52.10 (2);

Body Front/WCDMA Band 5 High/Area Scan (71x91x1): Interpolated grid: dx=1.500 mm, dy=1.500 mm

Maximum value of SAR (interpolated) = 0.143 W/kg

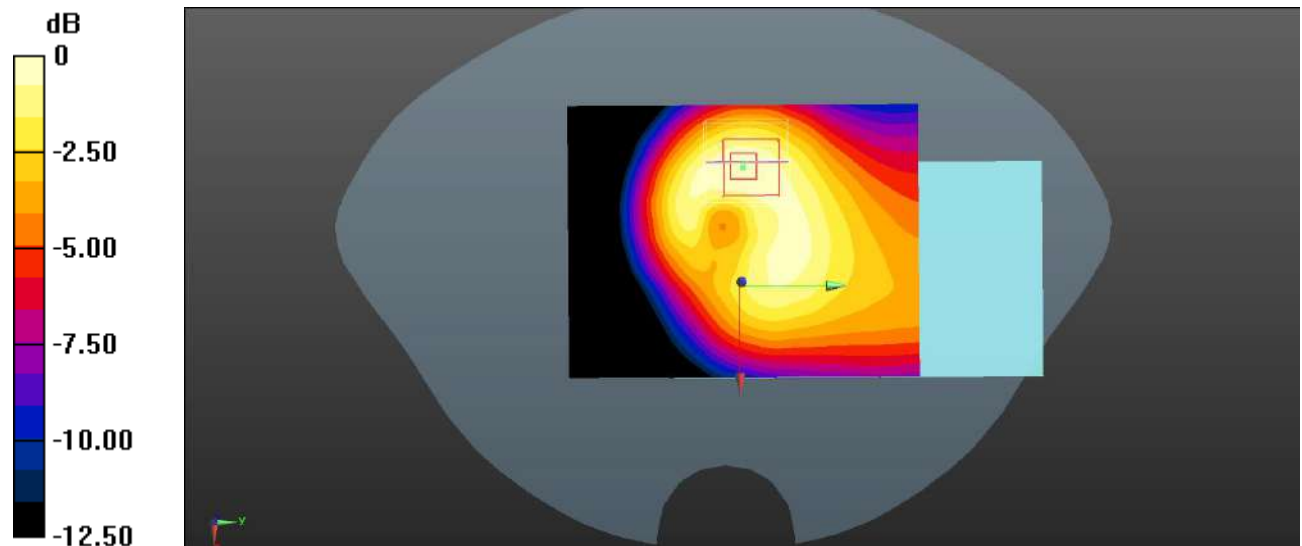
Body Front/WCDMA Band 5 High/Zoom Scan (5x5x7)/Cube 0: Measurement grid: dx=8mm, dy=8mm, dz=5mm

Reference Value = 8.202 V/m; Power Drift = -0.04 dB

Peak SAR (extrapolated) = 0.220 W/kg

SAR(1 g) = 0.136 W/kg; SAR(10 g) = 0.083 W/kg

Maximum value of SAR (measured) = 0.146 W/kg



0 dB = 0.146 W/kg = -8.36 dBW/kg

Plot 51#: WCDMA Band 5_ Body Back_Mid**DUT: BISON GT2; Type: Smart Phone; Serial: SZ1220402-12151E-SA-S1**

Communication System: UID 0, WCDMA (0); Frequency: 836.6 MHz; Duty Cycle: 1:1

Medium parameters used (interpolated): $f = 836.6$ MHz; $\sigma = 0.889$ S/m; $\epsilon_r = 42.651$; $\rho = 1000$ kg/m³

Phantom section: Flat Section

DASY5 Configuration:

- Probe: EX3DV4 - SN3619; ConvF(8.63, 8.63, 8.63) @ 836.6 MHz;
- Sensor-Surface: 4mm (Mechanical Surface Detection)
- Electronics: DAE4 Sn1211; Calibrated: 2022/03/01
- Phantom: Twin SAM; Type: QD000P40CD; Serial: 1744
- Measurement SW: DASY52, Version 52.10 (2);

Body Back/WCDMA Band 5 Mid/Area Scan (71x91x1): Interpolated grid: dx=1.500 mm, dy=1.500 mm

Maximum value of SAR (interpolated) = 0.129 W/kg

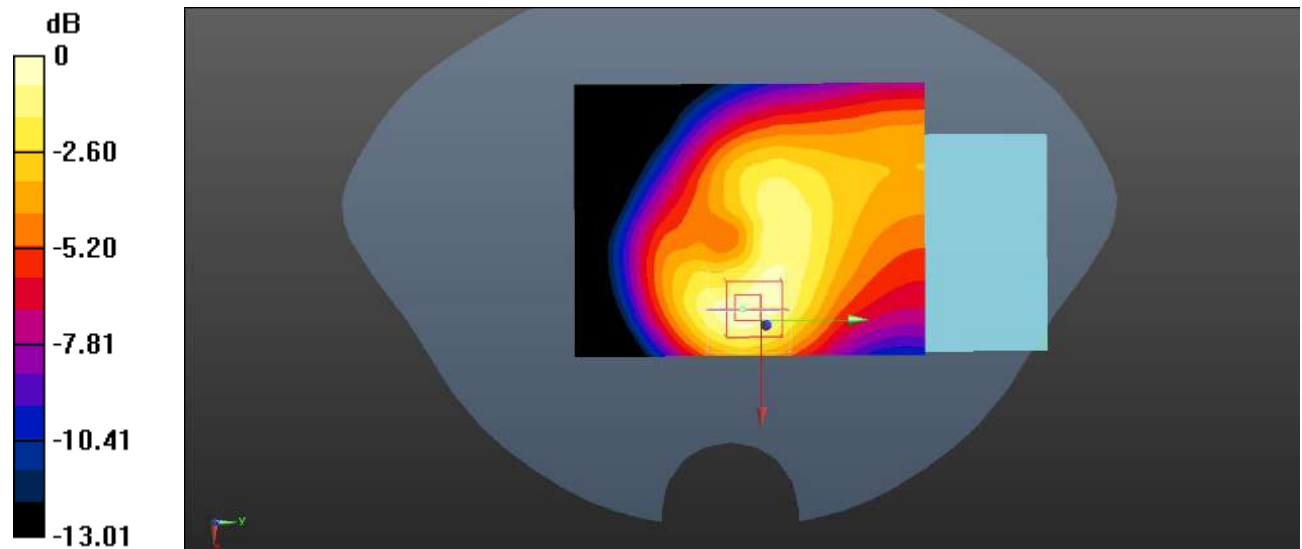
Body Back/WCDMA Band 5 Mid/Zoom Scan (5x5x7)/Cube 0: Measurement grid: dx=8mm, dy=8mm, dz=5mm

Reference Value = 7.519 V/m; Power Drift = 0.11 dB

Peak SAR (extrapolated) = 0.204 W/kg

SAR(1 g) = 0.123 W/kg; SAR(10 g) = 0.074 W/kg

Maximum value of SAR (measured) = 0.133 W/kg



0 dB = 0.133 W/kg = -8.76 dBW/kg

Plot 52#: WCDMA Band 5_ Body Left_Mid**DUT: BISON GT2; Type: Smart Phone; Serial: SZ1220402-12151E-SA-S1**

Communication System: UID 0, WCDMA (0); Frequency: 836.6 MHz; Duty Cycle: 1:1

Medium parameters used (interpolated): $f = 836.6$ MHz; $\sigma = 0.889$ S/m; $\epsilon_r = 42.651$; $\rho = 1000$ kg/m³

Phantom section: Flat Section

DASY5 Configuration:

- Probe: EX3DV4 - SN3619; ConvF(8.63, 8.63, 8.63) @ 836.6 MHz;
- Sensor-Surface: 4mm (Mechanical Surface Detection)
- Electronics: DAE4 Sn1211; Calibrated: 2022/03/01
- Phantom: Twin SAM; Type: QD000P40CD; Serial: 1744
- Measurement SW: DASY52, Version 52.10 (2);

Body Left/WCDMA Band 5 Mid/Area Scan (71x91x1): Interpolated grid: dx=1.500 mm, dy=1.500 mm

Maximum value of SAR (interpolated) = 0.0385 W/kg

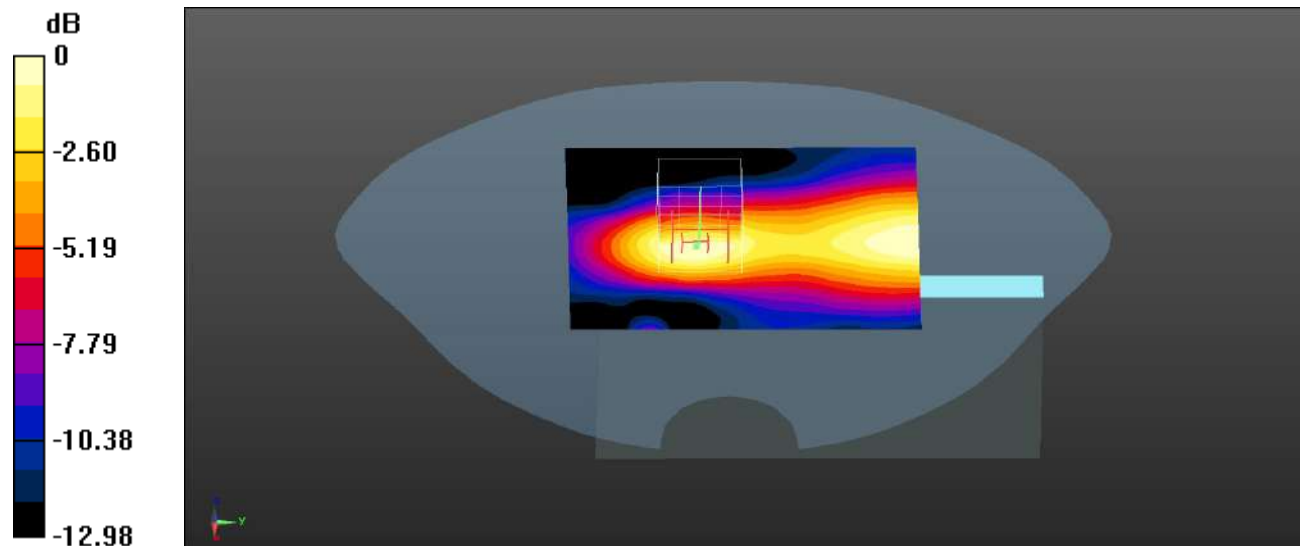
Body Left/WCDMA Band 5 Mid/Zoom Scan (5x5x7)/Cube 0: Measurement grid: dx=8mm, dy=8mm, dz=5mm

Reference Value = 5.979 V/m; Power Drift = -0.12 dB

Peak SAR (extrapolated) = 0.0550 W/kg

SAR(1 g) = 0.034 W/kg; SAR(10 g) = 0.021 W/kg

Maximum value of SAR (measured) = 0.0367 W/kg



0 dB = 0.0367 W/kg = -14.35 dBW/kg

Plot 53#: WCDMA Band 5_ Body Right_Mid**DUT: BISON GT2; Type: Smart Phone; Serial: SZ1220402-12151E-SA-S1**

Communication System: UID 0, WCDMA (0); Frequency: 836.6 MHz; Duty Cycle: 1:1

Medium parameters used (interpolated): $f = 836.6$ MHz; $\sigma = 0.889$ S/m; $\epsilon_r = 42.651$; $\rho = 1000$ kg/m³

Phantom section: Flat Section

DASY5 Configuration:

- Probe: EX3DV4 - SN3619; ConvF(8.63, 8.63, 8.63) @ 836.6 MHz;
- Sensor-Surface: 4mm (Mechanical Surface Detection)
- Electronics: DAE4 Sn1211; Calibrated: 2022/03/01
- Phantom: Twin SAM; Type: QD000P40CD; Serial: 1744
- Measurement SW: DASY52, Version 52.10 (2);

Body Right/WCDMA Band 5 Mid/Area Scan (71x91x1): Interpolated grid: dx=1.500 mm, dy=1.500 mm

Maximum value of SAR (interpolated) = 0.0819 W/kg

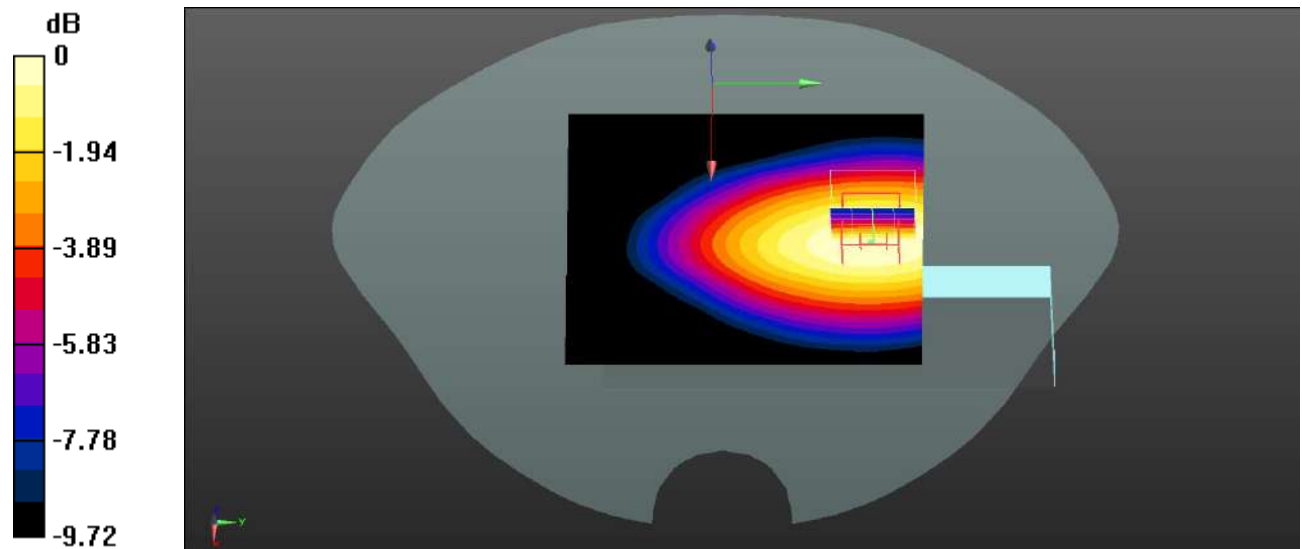
Body Right/WCDMA Band 5 Mid/Zoom Scan (5x5x7)/Cube 0: Measurement grid: dx=8mm, dy=8mm, dz=5mm

Reference Value = 6.561 V/m; Power Drift = -0.09 dB

Peak SAR (extrapolated) = 0.106 W/kg

SAR(1 g) = 0.075 W/kg; SAR(10 g) = 0.051 W/kg

Maximum value of SAR (measured) = 0.0800 W/kg



0 dB = 0.0800 W/kg = -10.97 dBW/kg

Plot 54#: WCDMA Band 5_ Body Bottom_Mid**DUT: BISON GT2; Type: Smart Phone; Serial: SZ1220402-12151E-SA-S1**

Communication System: UID 0, WCDMA (0); Frequency: 836.6 MHz; Duty Cycle: 1:1

Medium parameters used (interpolated): $f = 836.6$ MHz; $\sigma = 0.889$ S/m; $\epsilon_r = 42.651$; $\rho = 1000$ kg/m³

Phantom section: Flat Section

DASY5 Configuration:

- Probe: EX3DV4 - SN3619; ConvF(8.63, 8.63, 8.63) @ 836.6 MHz;
- Sensor-Surface: 4mm (Mechanical Surface Detection)
- Electronics: DAE4 Sn1211; Calibrated: 2022/03/01
- Phantom: Twin SAM; Type: QD000P40CD; Serial: 1744
- Measurement SW: DASY52, Version 52.10 (2);

Body Bottom/WCDMA Band 5 Mid/Area Scan (71x91x1): Interpolated grid: dx=1.500 mm, dy=1.500 mm

Maximum value of SAR (interpolated) = 0.0854 W/kg

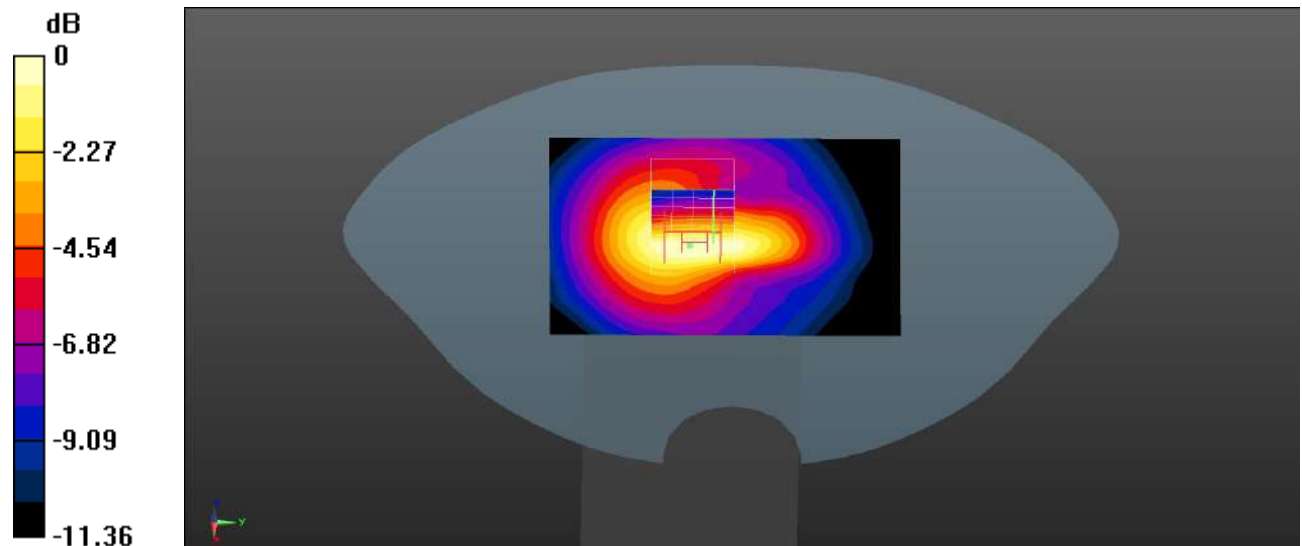
Body Bottom/WCDMA Band 5 Mid/Zoom Scan (5x5x7)/Cube 0: Measurement grid: dx=8mm, dy=8mm, dz=5mm

Reference Value = 9.436 V/m; Power Drift = -0.03 dB

Peak SAR (extrapolated) = 0.115 W/kg

SAR(1 g) = 0.077 W/kg; SAR(10 g) = 0.050 W/kg

Maximum value of SAR (measured) = 0.0840 W/kg



0 dB = 0.0840 W/kg = -10.76 dBW/kg

Plot 55#: LTE Band 2 1RB_ Head Left Cheek_Low**DUT: BISON GT2; Type: Smart Phone; Serial: SZ1220402-12151E-SA-S1**

Communication System: UID 0, Generic FDD-LTE (0); Frequency: 1860 MHz; Duty Cycle: 1:1

Medium parameters used (interpolated): $f = 1860$ MHz; $\sigma = 1.365$ S/m; $\epsilon_r = 40.956$; $\rho = 1000$ kg/m³

Phantom section: Left Section

DASY5 Configuration:

- Probe: EX3DV4 - SN3619; ConvF(7.07, 7.07, 7.07) @ 1860 MHz;
- Sensor-Surface: 4mm (Mechanical Surface Detection)
- Electronics: DAE4 Sn1211; Calibrated: 2022/03/01
- Phantom: Twin SAM; Type: QD000P40CD; Serial: 1744
- Measurement SW: DASY52, Version 52.10 (2);

Head Left Cheek/LTE Band 2 1RB Low/Area Scan (71x91x1): Interpolated grid: dx=1.500 mm, dy=1.500 mm

Maximum value of SAR (interpolated) = 0.314 W/kg

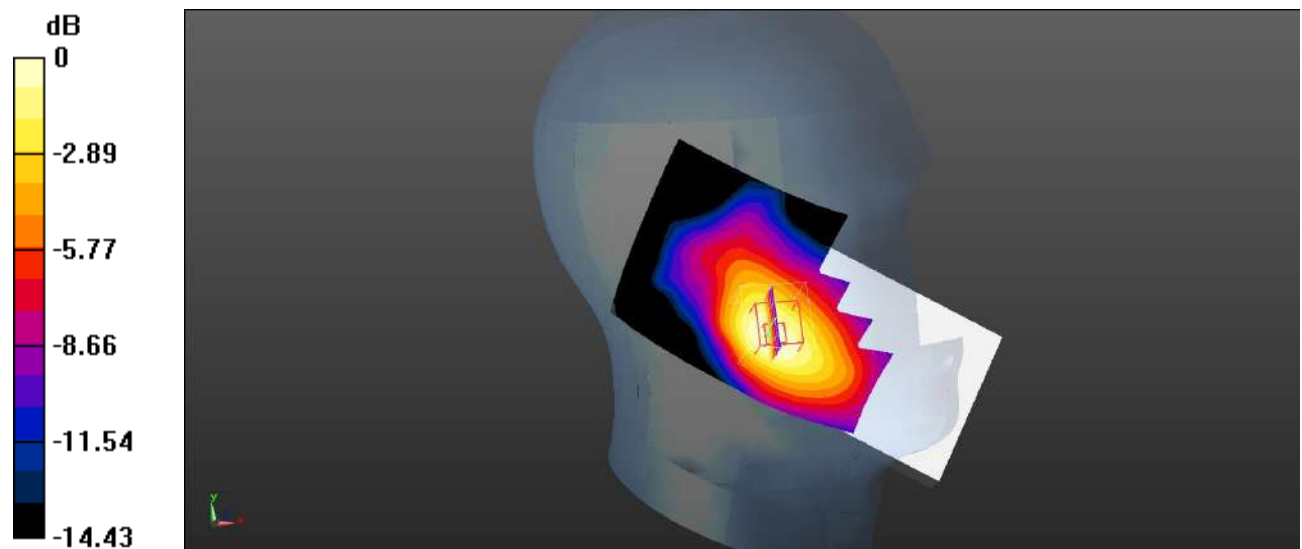
Head Left Cheek/LTE Band 2 1RB Low/Zoom Scan (5x5x7)/Cube 0: Measurement grid: dx=8mm, dy=8mm, dz=5mm

Reference Value = 3.439 V/m; Power Drift = 0.11 dB

Peak SAR (extrapolated) = 0.432 W/kg

SAR(1 g) = 0.276 W/kg; SAR(10 g) = 0.170 W/kg

Maximum value of SAR (measured) = 0.294 W/kg



0 dB = 0.294 W/kg = -5.32 dBW/kg

Plot 56#: LTE Band 2 1RB_ Head Left Cheek_Mid**DUT: BISON GT2; Type: Smart Phone; Serial: SZ1220402-12151E-SA-S1**

Communication System: UID 0, Generic FDD-LTE (0); Frequency: 1880 MHz; Duty Cycle: 1:1

Medium parameters used (interpolated): $f = 1880$ MHz; $\sigma = 1.362$ S/m; $\epsilon_r = 40.847$; $\rho = 1000$ kg/m³

Phantom section: Left Section

DASY5 Configuration:

- Probe: EX3DV4 - SN3619; ConvF(7.07, 7.07, 7.07) @ 1880 MHz;
- Sensor-Surface: 4mm (Mechanical Surface Detection)
- Electronics: DAE4 Sn1211; Calibrated: 2022/03/01
- Phantom: Twin SAM; Type: QD000P40CD; Serial: 1744
- Measurement SW: DASY52, Version 52.10 (2);

Head Left Cheek/LTE Band 2 1RB Mid/Area Scan (71x91x1): Interpolated grid: dx=1.500 mm, dy=1.500 mm

Maximum value of SAR (interpolated) = 0.389 W/kg

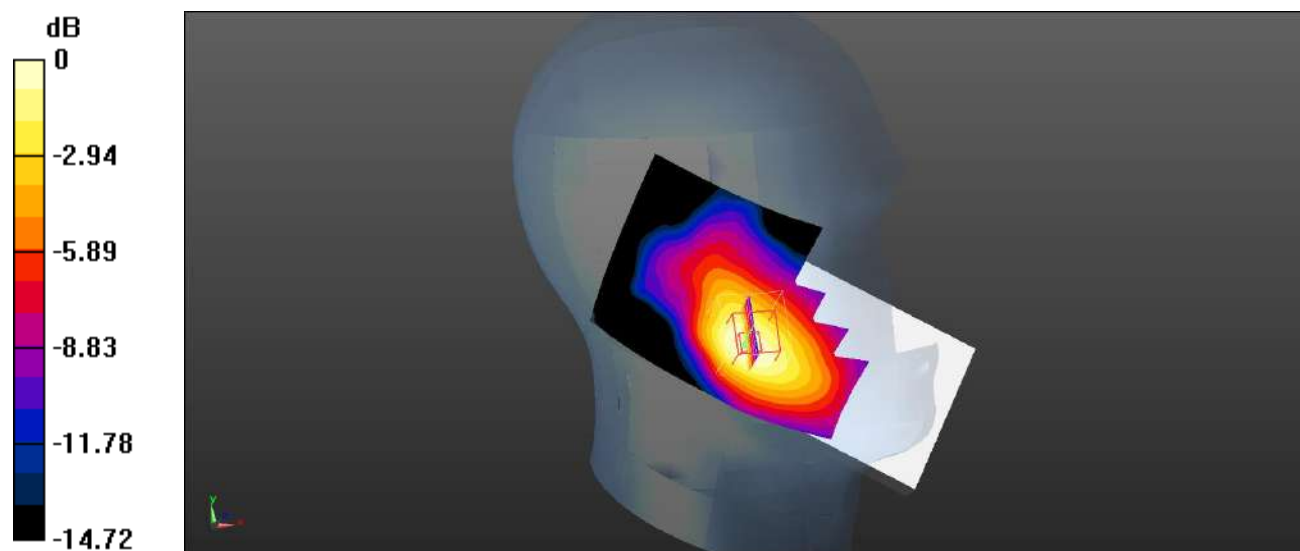
Head Left Cheek/LTE Band 2 1RB Mid/Zoom Scan (5x5x7)/Cube 0: Measurement grid: dx=8mm, dy=8mm, dz=5mm

Reference Value = 4.025 V/m; Power Drift = 0.11 dB

Peak SAR (extrapolated) = 0.530 W/kg

SAR(1 g) = 0.338 W/kg; SAR(10 g) = 0.208 W/kg

Maximum value of SAR (measured) = 0.367 W/kg



0 dB = 0.367 W/kg = -4.35 dBW/kg

Plot 57#: LTE Band 2 1RB_ Head Left Cheek_High**DUT: BISON GT2; Type: Smart Phone; Serial: SZ1220402-12151E-SA-S1**

Communication System: UID 0, Generic FDD-LTE (0); Frequency: 1900 MHz; Duty Cycle: 1:1

Medium parameters used: $f = 1900$ MHz; $\sigma = 1.367$ S/m; $\epsilon_r = 40.931$; $\rho = 1000$ kg/m³

Phantom section: Left Section

DASY5 Configuration:

- Probe: EX3DV4 - SN3619; ConvF(7.07, 7.07, 7.07) @ 1900 MHz;
- Sensor-Surface: 4mm (Mechanical Surface Detection)
- Electronics: DAE4 Sn1211; Calibrated: 2022/03/01
- Phantom: Twin SAM; Type: QD000P40CD; Serial: 1744
- Measurement SW: DASY52, Version 52.10 (2);

Head Left Cheek/LTE Band 2 1RB High/Area Scan (71x91x1): Interpolated grid: dx=1.500 mm, dy=1.500 mm

Maximum value of SAR (interpolated) = 0.429 W/kg

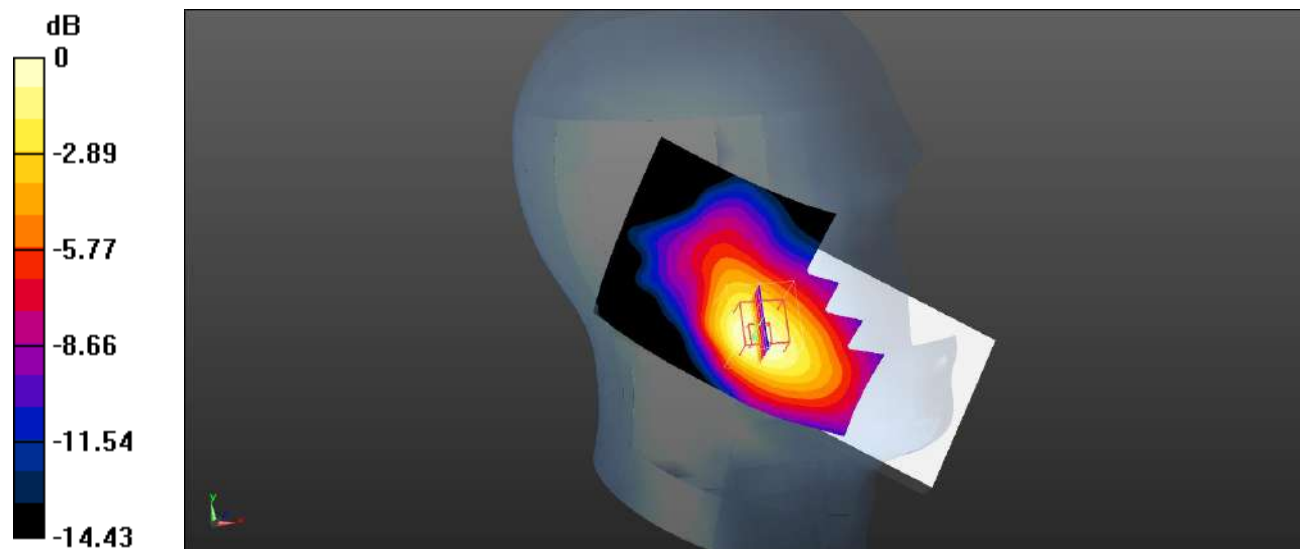
Head Left Cheek/LTE Band 2 1RB High/Zoom Scan (5x5x7)/Cube 0: Measurement grid: dx=8mm, dy=8mm, dz=5mm

Reference Value = 4.268 V/m; Power Drift = 0.13 dB

Peak SAR (extrapolated) = 0.584 W/kg

SAR(1 g) = 0.371 W/kg; SAR(10 g) = 0.228 W/kg

Maximum value of SAR (measured) = 0.402 W/kg



0 dB = 0.402 W/kg = -3.96 dBW/kg

Plot 58#: LTE Band 2 50%RB_ Head Left Cheek_Mid**DUT: BISON GT2; Type: Smart Phone; Serial: SZ1220402-12151E-SA-S1**

Communication System: UID 0, Generic FDD-LTE (0); Frequency: 1880 MHz; Duty Cycle: 1:1

Medium parameters used (interpolated): $f = 1880$ MHz; $\sigma = 1.362$ S/m; $\epsilon_r = 40.847$; $\rho = 1000$ kg/m³

Phantom section: Left Section

DASY5 Configuration:

- Probe: EX3DV4 - SN3619; ConvF(7.07, 7.07, 7.07) @ 1880 MHz;
- Sensor-Surface: 4mm (Mechanical Surface Detection)
- Electronics: DAE4 Sn1211; Calibrated: 2022/03/01
- Phantom: Twin SAM; Type: QD000P40CD; Serial: 1744
- Measurement SW: DASY52, Version 52.10 (2);

Head Left Cheek/LTE Band 2 50%RB Mid/Area Scan (71x91x1): Interpolated grid: dx=1.500 mm, dy=1.500 mm

Maximum value of SAR (interpolated) = 0.309 W/kg

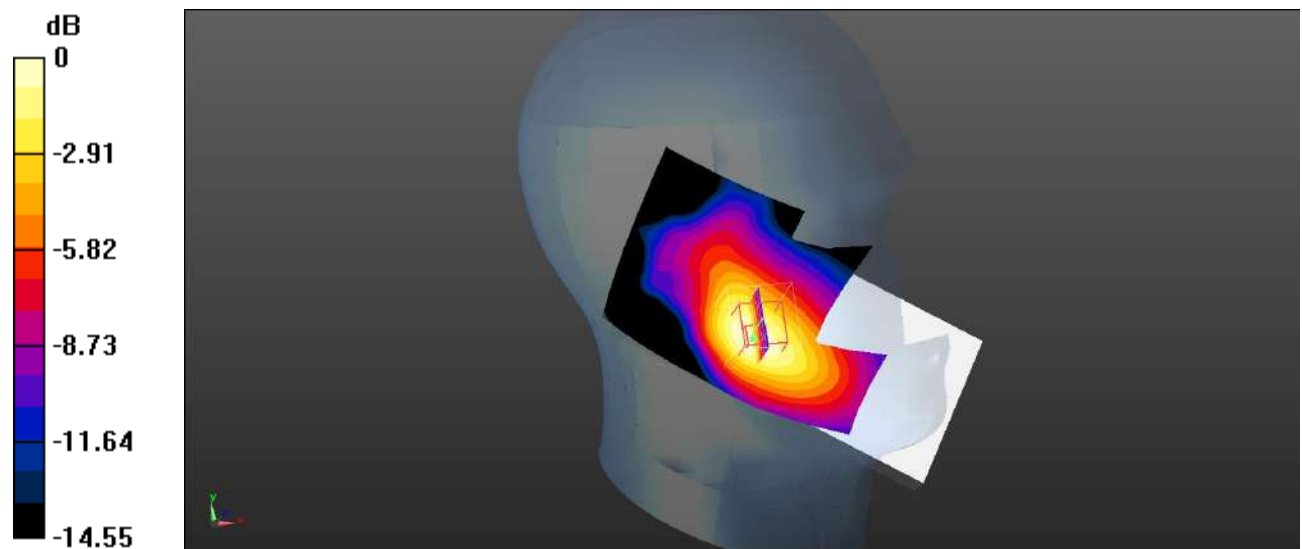
Head Left Cheek/LTE Band 2 50%RB Mid/Zoom Scan (5x5x7)/Cube 0: Measurement grid: dx=8mm, dy=8mm, dz=5mm

Reference Value = 3.626 V/m; Power Drift = 0.19 dB

Peak SAR (extrapolated) = 0.439 W/kg

SAR(1 g) = 0.278 W/kg; SAR(10 g) = 0.172 W/kg

Maximum value of SAR (measured) = 0.302 W/kg



0 dB = 0.302 W/kg = -5.20 dBW/kg

Plot 59#: LTE Band 2 1RB_ Head Left Tilt_Mid**DUT: BISON GT2; Type: Smart Phone; Serial: SZ1220402-12151E-SA-S1**

Communication System: UID 0, Generic FDD-LTE (0); Frequency: 1880 MHz; Duty Cycle: 1:1

Medium parameters used (interpolated): $f = 1880$ MHz; $\sigma = 1.362$ S/m; $\epsilon_r = 40.847$; $\rho = 1000$ kg/m³

Phantom section: Left Section

DASY5 Configuration:

- Probe: EX3DV4 - SN3619; ConvF(7.07, 7.07, 7.07) @ 1880 MHz;
- Sensor-Surface: 4mm (Mechanical Surface Detection)
- Electronics: DAE4 Sn1211; Calibrated: 2022/03/01
- Phantom: Twin SAM; Type: QD000P40CD; Serial: 1744
- Measurement SW: DASY52, Version 52.10 (2);

Head Left Tilt/LTE Band 2 1RB Mid/Area Scan (71x91x1): Interpolated grid: dx=1.500 mm, dy=1.500 mm

Maximum value of SAR (interpolated) = 0.138 W/kg

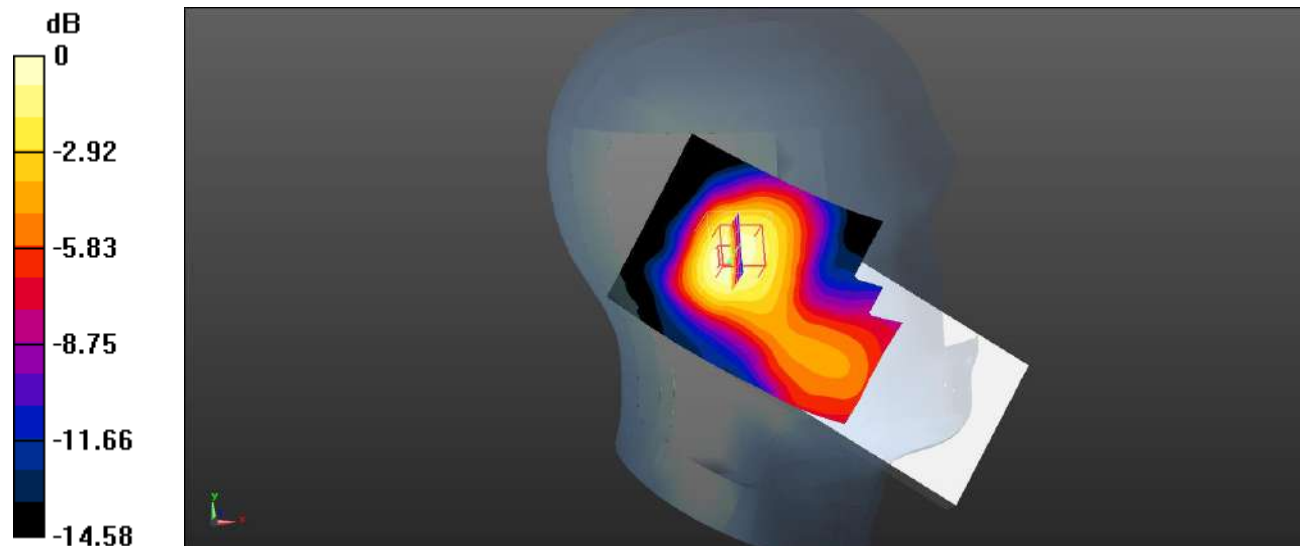
Head Left Tilt/LTE Band 2 1RB Mid/Zoom Scan (5x5x7)/Cube 0: Measurement grid: dx=8mm, dy=8mm, dz=5mm

Reference Value = 6.825 V/m; Power Drift = 0.12 dB

Peak SAR (extrapolated) = 0.196 W/kg

SAR(1 g) = 0.129 W/kg; SAR(10 g) = 0.083 W/kg

Maximum value of SAR (measured) = 0.138 W/kg



0 dB = 0.138 W/kg = -8.60 dBW/kg

Plot 60#: LTE Band 2 50%RB_ Head Left Tilt_Mid**DUT: BISON GT2; Type: Smart Phone; Serial: SZ1220402-12151E-SA-S1**

Communication System: UID 0, Generic FDD-LTE (0); Frequency: 1880 MHz; Duty Cycle: 1:1

Medium parameters used (interpolated): $f = 1880$ MHz; $\sigma = 1.362$ S/m; $\epsilon_r = 40.847$; $\rho = 1000$ kg/m³

Phantom section: Left Section

DASY5 Configuration:

- Probe: EX3DV4 - SN3619; ConvF(7.07, 7.07, 7.07) @ 1880 MHz;
- Sensor-Surface: 4mm (Mechanical Surface Detection)
- Electronics: DAE4 Sn1211; Calibrated: 2022/03/01
- Phantom: Twin SAM; Type: QD000P40CD; Serial: 1744
- Measurement SW: DASY52, Version 52.10 (2);

Head Left Tilt/LTE Band 2 50%RB Mid/Area Scan (71x91x1): Interpolated grid: dx=1.500 mm, dy=1.500 mm

Maximum value of SAR (interpolated) = 0.113 W/kg

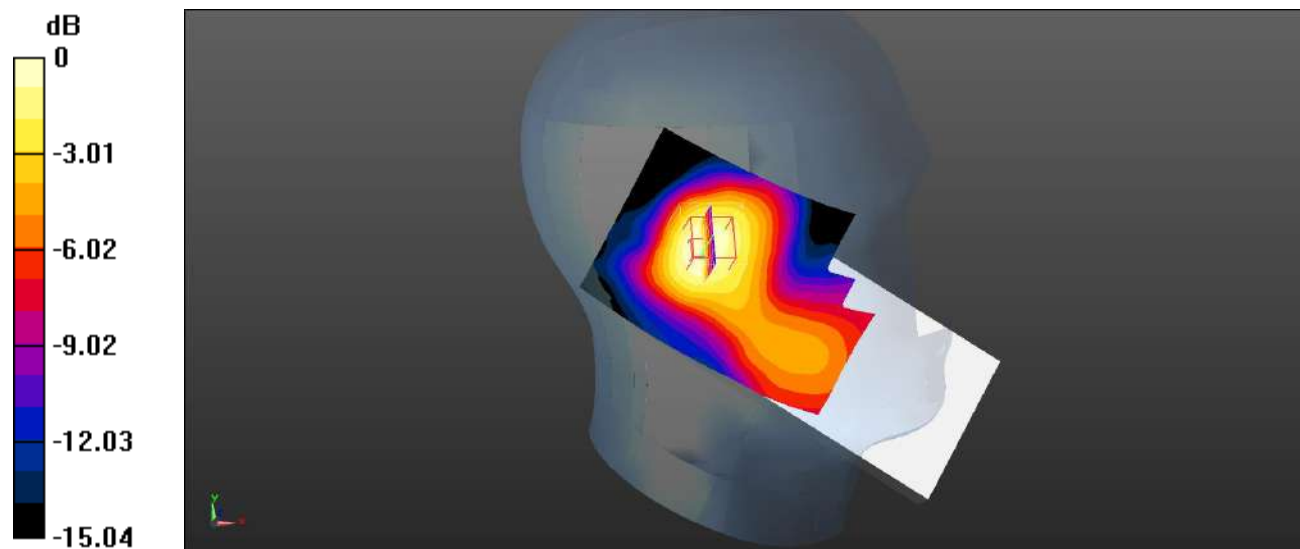
Head Left Tilt/LTE Band 2 50%RB Mid/Zoom Scan (5x5x7)/Cube 0: Measurement grid: dx=8mm, dy=8mm, dz=5mm

Reference Value = 6.454 V/m; Power Drift = -0.09 dB

Peak SAR (extrapolated) = 0.164 W/kg

SAR(1 g) = 0.106 W/kg; SAR(10 g) = 0.068 W/kg

Maximum value of SAR (measured) = 0.113 W/kg



0 dB = 0.113 W/kg = -9.47 dBW/kg

Plot 61#: LTE Band 2 1RB_ Head Righth Cheek_Mid**DUT: BISON GT2; Type: Smart Phone; Serial: SZ1220402-12151E-SA-S1**

Communication System: UID 0, Generic FDD-LTE (0); Frequency: 1880 MHz; Duty Cycle: 1:1

Medium parameters used (interpolated): $f = 1880$ MHz; $\sigma = 1.362$ S/m; $\epsilon_r = 40.847$; $\rho = 1000$ kg/m³

Phantom section: Right Section

DASY5 Configuration:

- Probe: EX3DV4 - SN3619; ConvF(7.07, 7.07, 7.07) @ 1880 MHz;
- Sensor-Surface: 4mm (Mechanical Surface Detection)
- Electronics: DAE4 Sn1211; Calibrated: 2022/03/01
- Phantom: Twin SAM; Type: QD000P40CD; Serial: 1744
- Measurement SW: DASY52, Version 52.10 (2);

Head Right Cheek/LTE Band 2 1RB Mid/Area Scan (71x91x1): Interpolated grid: dx=1.500 mm, dy=1.500 mm

Maximum value of SAR (interpolated) = 0.225 W/kg

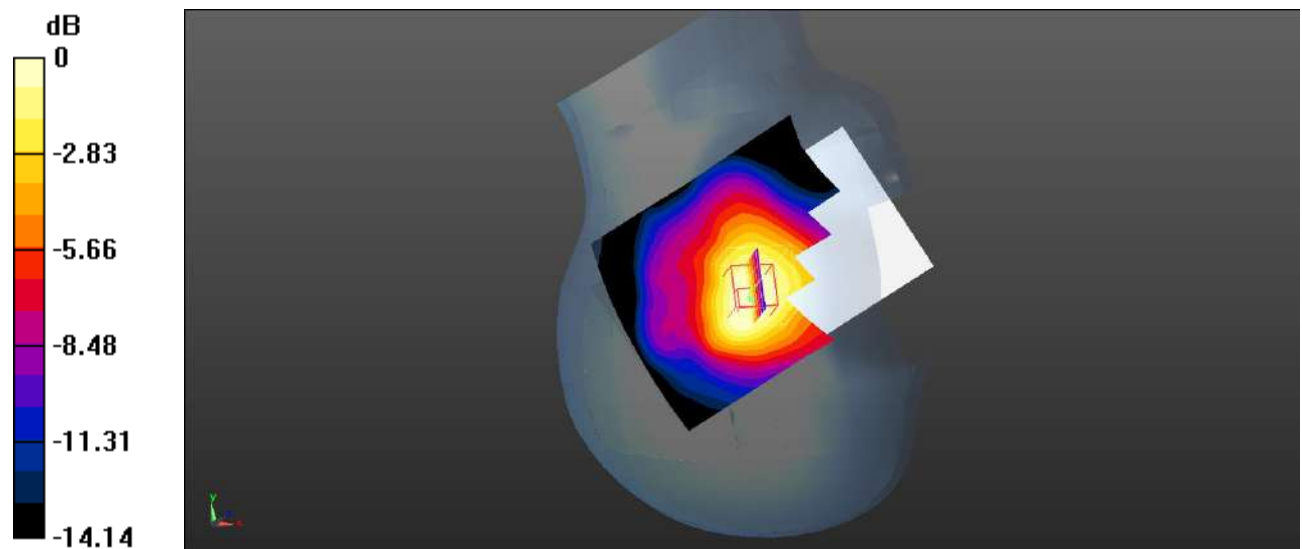
Head Right Cheek/LTE Band 2 1RB Mid/Zoom Scan (5x5x7)/Cube 0: Measurement grid: dx=8mm, dy=8mm, dz=5mm

Reference Value = 1.163 V/m; Power Drift = 0.20 dB

Peak SAR (extrapolated) = 0.306 W/kg

SAR(1 g) = 0.200 W/kg; SAR(10 g) = 0.128 W/kg

Maximum value of SAR (measured) = 0.213 W/kg



0 dB = 0.213 W/kg = -6.72 dBW/kg

Plot 62#: LTE Band 2 50%RB_ Head Righth Cheek_Mid**DUT: BISON GT2; Type: Smart Phone; Serial: SZ1220402-12151E-SA-S1**

Communication System: UID 0, Generic FDD-LTE (0); Frequency: 1880 MHz; Duty Cycle: 1:1

Medium parameters used (interpolated): $f = 1880$ MHz; $\sigma = 1.362$ S/m; $\epsilon_r = 40.847$; $\rho = 1000$ kg/m³

Phantom section: Right Section

DASY5 Configuration:

- Probe: EX3DV4 - SN3619; ConvF(7.07, 7.07, 7.07) @ 1880 MHz;
- Sensor-Surface: 4mm (Mechanical Surface Detection)
- Electronics: DAE4 Sn1211; Calibrated: 2022/03/01
- Phantom: Twin SAM; Type: QD000P40CD; Serial: 1744
- Measurement SW: DASY52, Version 52.10 (2);

Head Right Cheek/LTE Band 2 50%RB Mid/Area Scan (71x91x1): Interpolated grid: dx=1.500 mm, dy=1.500 mm

Maximum value of SAR (interpolated) = 0.175 W/kg

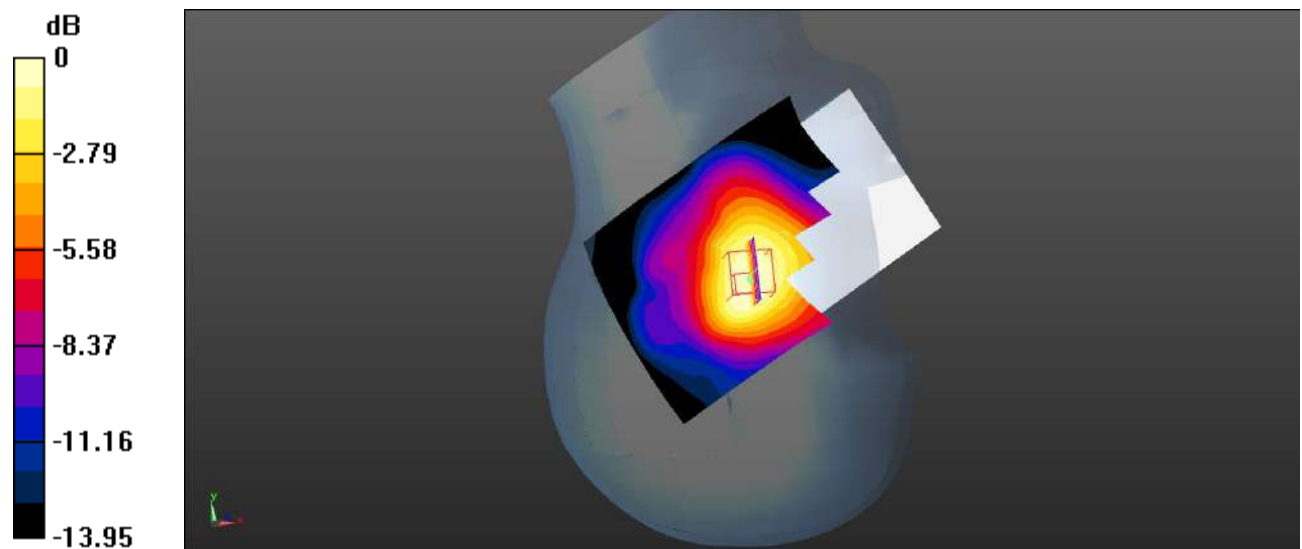
Head Right Cheek/LTE Band 2 50%RB Mid/Zoom Scan (5x5x7)/Cube 0: Measurement grid: dx=8mm, dy=8mm, dz=5mm

Reference Value = 3.282 V/m; Power Drift = 0.14 dB

Peak SAR (extrapolated) = 0.251 W/kg

SAR(1 g) = 0.163 W/kg; SAR(10 g) = 0.103 W/kg

Maximum value of SAR (measured) = 0.171 W/kg



0 dB = 0.171 W/kg = -7.67 dBW/kg

Plot 63#: LTE Band 2 1RB_ Head Righth Tilt_Mid**DUT: BISON GT2; Type: Smart Phone; Serial: SZ1220402-12151E-SA-S1**

Communication System: UID 0, Generic FDD-LTE (0); Frequency: 1880 MHz; Duty Cycle: 1:1

Medium parameters used (interpolated): $f = 1880$ MHz; $\sigma = 1.362$ S/m; $\epsilon_r = 40.847$; $\rho = 1000$ kg/m³

Phantom section: Right Section

DASY5 Configuration:

- Probe: EX3DV4 - SN3619; ConvF(7.07, 7.07, 7.07) @ 1880 MHz;
- Sensor-Surface: 4mm (Mechanical Surface Detection)
- Electronics: DAE4 Sn1211; Calibrated: 2022/03/01
- Phantom: Twin SAM; Type: QD000P40CD; Serial: 1744
- Measurement SW: DASY52, Version 52.10 (2);

Head Right Tilt/LTE Band 2 1RB Mid/Area Scan (71x91x1): Interpolated grid: dx=1.500 mm, dy=1.500 mm

Maximum value of SAR (interpolated) = 0.130 W/kg

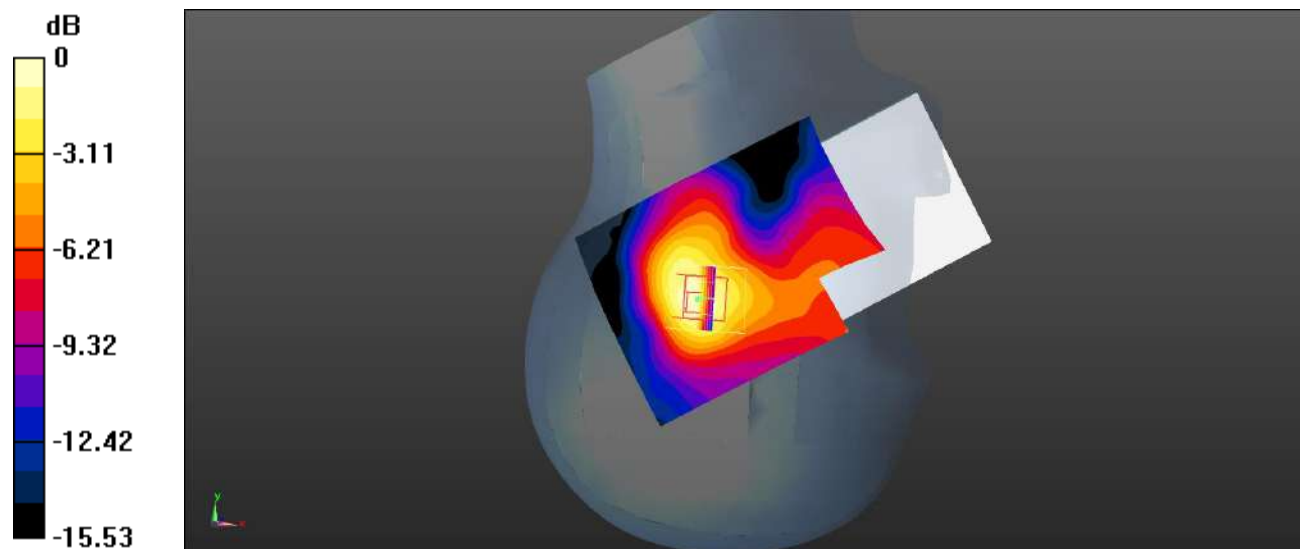
Head Right Tilt/LTE Band 2 1RB Mid/Zoom Scan (5x5x7)/Cube 0: Measurement grid: dx=8mm, dy=8mm, dz=5mm

Reference Value = 6.510 V/m; Power Drift = 0.19 dB

Peak SAR (extrapolated) = 0.187 W/kg

SAR(1 g) = 0.118 W/kg; SAR(10 g) = 0.071 W/kg

Maximum value of SAR (measured) = 0.124 W/kg



0 dB = 0.124 W/kg = -9.07 dBW/kg

Plot 64#: LTE Band 2 50%RB_ Head Righth Tilt_Mid**DUT: BISON GT2; Type: Smart Phone; Serial: SZ1220402-12151E-SA-S1**

Communication System: UID 0, Generic FDD-LTE (0); Frequency: 1880 MHz; Duty Cycle: 1:1

Medium parameters used (interpolated): $f = 1880$ MHz; $\sigma = 1.362$ S/m; $\epsilon_r = 40.847$; $\rho = 1000$ kg/m³

Phantom section: Right Section

DASY5 Configuration:

- Probe: EX3DV4 - SN3619; ConvF(7.07, 7.07, 7.07) @ 1880 MHz;
- Sensor-Surface: 4mm (Mechanical Surface Detection)
- Electronics: DAE4 Sn1211; Calibrated: 2022/03/01
- Phantom: Twin SAM; Type: QD000P40CD; Serial: 1744
- Measurement SW: DASY52, Version 52.10 (2);

Head Right Tilt/LTE Band 2 50%RB Mid/Area Scan (71x91x1): Interpolated grid: dx=1.500 mm, dy=1.500 mm

Maximum value of SAR (interpolated) = 0.106 W/kg

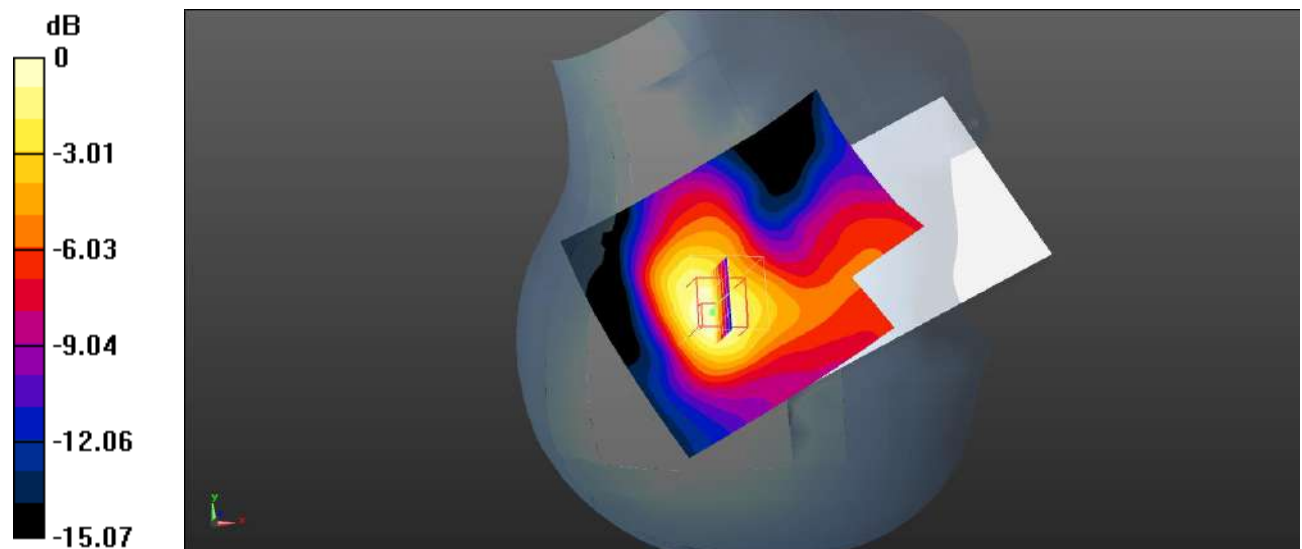
Head Right Tilt/LTE Band 2 50%RB Mid/Zoom Scan (5x5x7)/Cube 0: Measurement grid: dx=8mm, dy=8mm, dz=5mm

Reference Value = 5.989 V/m; Power Drift = 0.12 dB

Peak SAR (extrapolated) = 0.150 W/kg

SAR(1 g) = 0.095 W/kg; SAR(10 g) = 0.058 W/kg

Maximum value of SAR (measured) = 0.0994 W/kg



0 dB = 0.0994 W/kg = -10.03 dBW/kg

Plot 65#: LTE Band 2 1RB_ Body Front_Mid**DUT: BISON GT2; Type: Smart Phone; Serial: SZ1220402-12151E-SA-S1**

Communication System: UID 0, Generic FDD-LTE (0); Frequency: 1880 MHz; Duty Cycle: 1:1

Medium parameters used (interpolated): $f = 1880$ MHz; $\sigma = 1.362$ S/m; $\epsilon_r = 40.847$; $\rho = 1000$ kg/m³

Phantom section: Flat Section

DASY5 Configuration:

- Probe: EX3DV4 - SN3619; ConvF(7.07, 7.07, 7.07) @ 1880 MHz;
- Sensor-Surface: 4mm (Mechanical Surface Detection)
- Electronics: DAE4 Sn1211; Calibrated: 2022/03/01
- Phantom: Twin SAM; Type: QD000P40CD; Serial: 1744
- Measurement SW: DASY52, Version 52.10 (2);

Body Front/LTE Band 2 1RB Mid/Area Scan (71x91x1): Interpolated grid: dx=1.500 mm, dy=1.500 mm

Maximum value of SAR (interpolated) = 0.536 W/kg

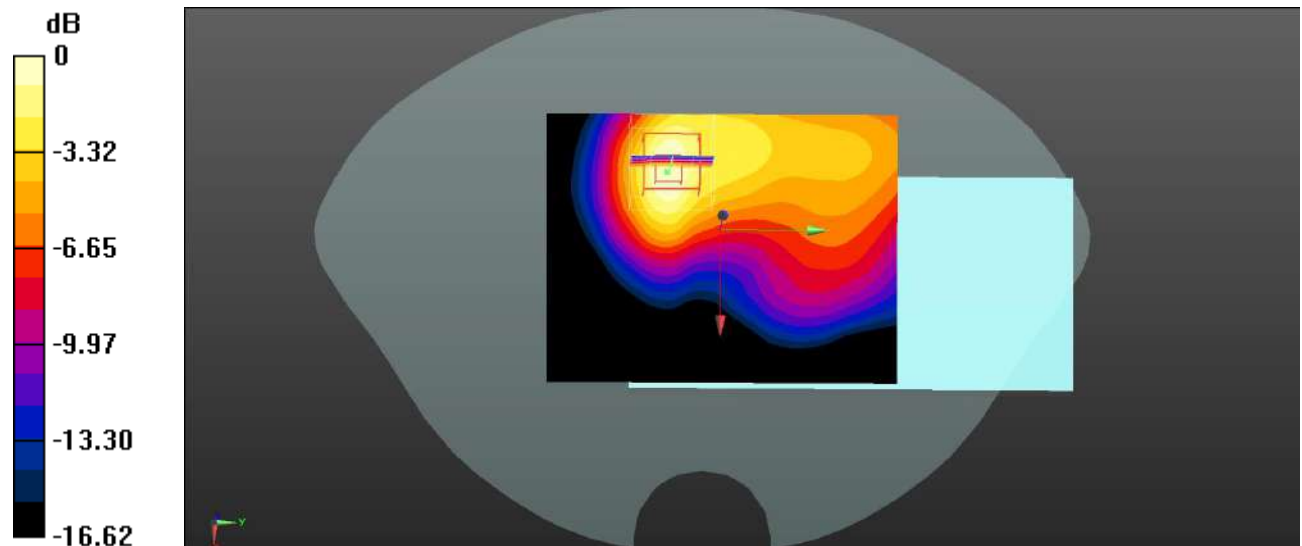
Body Front/LTE Band 2 1RB Mid/Zoom Scan (5x5x7)/Cube 0: Measurement grid: dx=8mm, dy=8mm, dz=5mm

Reference Value = 6.177 V/m; Power Drift = 0.01 dB

Peak SAR (extrapolated) = 0.828 W/kg

SAR(1 g) = 0.467 W/kg; SAR(10 g) = 0.255 W/kg

Maximum value of SAR (measured) = 0.525 W/kg



0 dB = 0.525 W/kg = -2.80 dBW/kg

Plot 66#: LTE Band 2 50%RB_ Body Front_Mid**DUT: BISON GT2; Type: Smart Phone; Serial: SZ1220402-12151E-SA-S1**

Communication System: UID 0, Generic FDD-LTE (0); Frequency: 1880 MHz; Duty Cycle: 1:1

Medium parameters used (interpolated): $f = 1880$ MHz; $\sigma = 1.362$ S/m; $\epsilon_r = 40.847$; $\rho = 1000$ kg/m³

Phantom section: Flat Section

DASY5 Configuration:

- Probe: EX3DV4 - SN3619; ConvF(7.07, 7.07, 7.07) @ 1880 MHz;
- Sensor-Surface: 4mm (Mechanical Surface Detection)
- Electronics: DAE4 Sn1211; Calibrated: 2022/03/01
- Phantom: Twin SAM; Type: QD000P40CD; Serial: 1744
- Measurement SW: DASY52, Version 52.10 (2);

Body Front/LTE Band 2 50%RB Mid/Area Scan (71x91x1): Interpolated grid: dx=1.500 mm, dy=1.500 mm

Maximum value of SAR (interpolated) = 0.444 W/kg

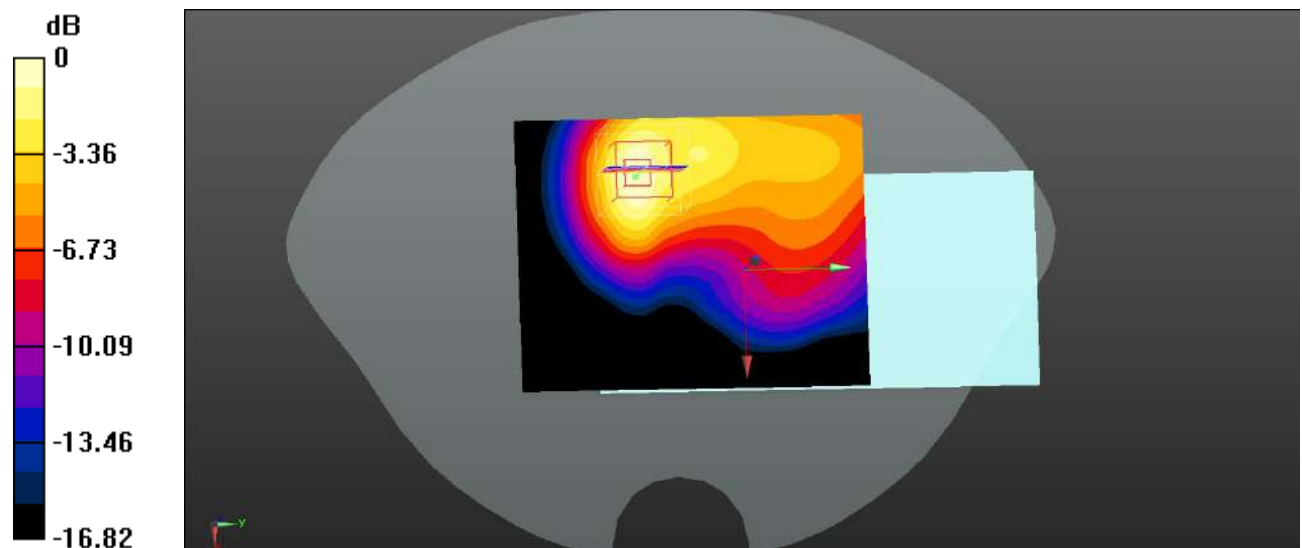
Body Front/LTE Band 2 50%RB Mid/Zoom Scan (5x5x7)/Cube 0: Measurement grid: dx=8mm, dy=8mm, dz=5mm

Reference Value = 5.499 V/m; Power Drift = 0.11 dB

Peak SAR (extrapolated) = 0.681 W/kg

SAR(1 g) = 0.386 W/kg; SAR(10 g) = 0.211 W/kg

Maximum value of SAR (measured) = 0.434 W/kg



0 dB = 0.434 W/kg = -3.63 dBW/kg

Plot 67#: LTE Band 2 1RB_ Body Back_Low**DUT: BISON GT2; Type: Smart Phone; Serial: SZ1220402-12151E-SA-S1**

Communication System: UID 0, Generic FDD-LTE (0); Frequency: 1860 MHz; Duty Cycle: 1:1

Medium parameters used (interpolated): $f = 1860$ MHz; $\sigma = 1.365$ S/m; $\epsilon_r = 40.956$; $\rho = 1000$ kg/m³

Phantom section: Flat Section

DASY5 Configuration:

- Probe: EX3DV4 - SN3619; ConvF(7.07, 7.07, 7.07) @ 1860 MHz;
- Sensor-Surface: 4mm (Mechanical Surface Detection)
- Electronics: DAE4 Sn1211; Calibrated: 2022/03/01
- Phantom: Twin SAM; Type: QD000P40CD; Serial: 1744
- Measurement SW: DASY52, Version 52.10 (2);

Body Back/LTE Band 2 1RB Low/Area Scan (71x91x1): Interpolated grid: dx=1.500 mm, dy=1.500 mm

Maximum value of SAR (interpolated) = 0.508 W/kg

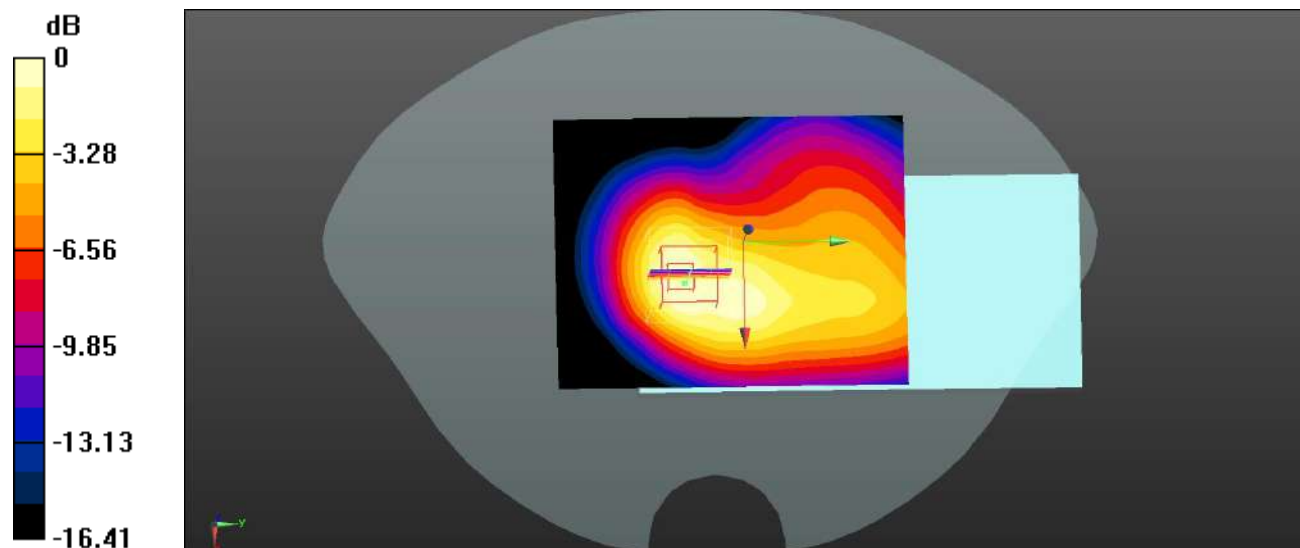
Body Back/LTE Band 2 1RB Low/Zoom Scan (5x5x7)/Cube 0: Measurement grid: dx=8mm, dy=8mm, dz=5mm

Reference Value = 14.97 V/m; Power Drift = -0.06 dB

Peak SAR (extrapolated) = 0.748 W/kg

SAR(1 g) = 0.433 W/kg; SAR(10 g) = 0.247 W/kg

Maximum value of SAR (measured) = 0.461 W/kg



0 dB = 0.461 W/kg = -3.36 dBW/kg

Plot 68#: LTE Band 2 1RB_ Body Back_Mid**DUT: BISON GT2; Type: Smart Phone; Serial: SZ1220402-12151E-SA-S1**

Communication System: UID 0, Generic FDD-LTE (0); Frequency: 1880 MHz; Duty Cycle: 1:1

Medium parameters used (interpolated): $f = 1880$ MHz; $\sigma = 1.362$ S/m; $\epsilon_r = 40.847$; $\rho = 1000$ kg/m³

Phantom section: Flat Section

DASY5 Configuration:

- Probe: EX3DV4 - SN3619; ConvF(7.07, 7.07, 7.07) @ 1880 MHz;
- Sensor-Surface: 4mm (Mechanical Surface Detection)
- Electronics: DAE4 Sn1211; Calibrated: 2022/03/01
- Phantom: Twin SAM; Type: QD000P40CD; Serial: 1744
- Measurement SW: DASY52, Version 52.10 (2);

Body Back/LTE Band 2 1RB Mid/Area Scan (71x91x1): Interpolated grid: dx=1.500 mm, dy=1.500 mm

Maximum value of SAR (interpolated) = 0.625 W/kg

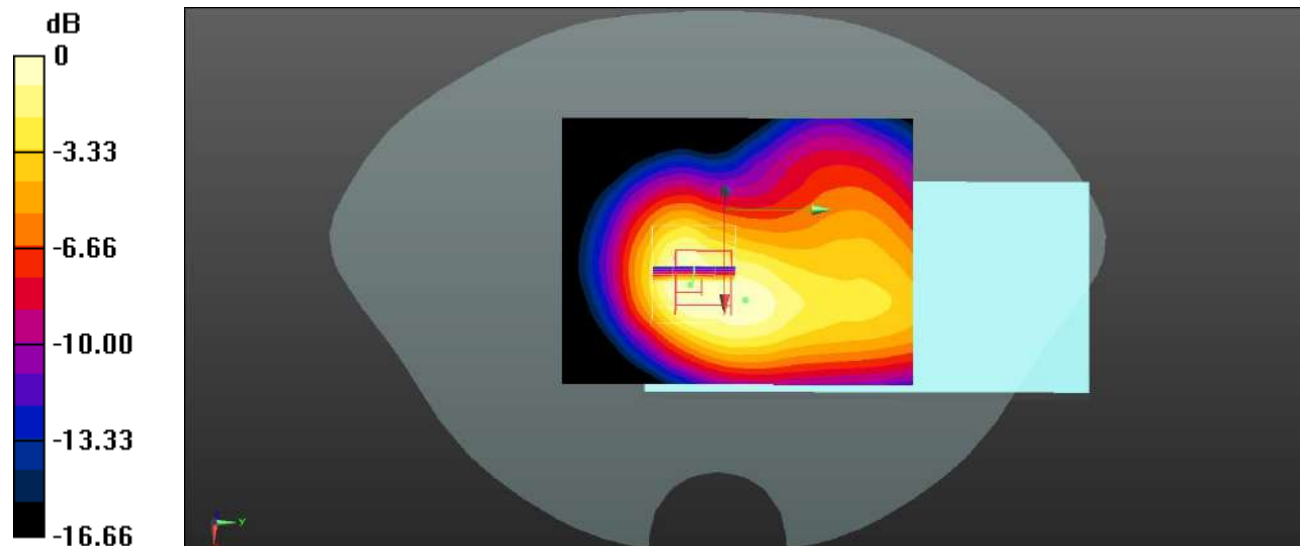
Body Back/LTE Band 2 1RB Mid/Zoom Scan (5x5x7)/Cube 0: Measurement grid: dx=8mm, dy=8mm, dz=5mm

Reference Value = 16.29 V/m; Power Drift = -0.05 dB

Peak SAR (extrapolated) = 0.916 W/kg

SAR(1 g) = 0.529 W/kg; SAR(10 g) = 0.309 W/kg

Maximum value of SAR (measured) = 0.572 W/kg



0 dB = 0.572 W/kg = -2.43 dBW/kg

Plot 69#: LTE Band 2 1RB_ Body Back_High**DUT: BISON GT2; Type: Smart Phone; Serial: SZ1220402-12151E-SA-S1**

Communication System: UID 0, Generic FDD-LTE (0); Frequency: 1900 MHz; Duty Cycle: 1:1

Medium parameters used: $f = 1900$ MHz; $\sigma = 1.367$ S/m; $\epsilon_r = 40.931$; $\rho = 1000$ kg/m³

Phantom section: Flat Section

DASY5 Configuration:

- Probe: EX3DV4 - SN3619; ConvF(7.07, 7.07, 7.07) @ 1900 MHz;
- Sensor-Surface: 4mm (Mechanical Surface Detection)
- Electronics: DAE4 Sn1211; Calibrated: 2022/03/01
- Phantom: Twin SAM; Type: QD000P40CD; Serial: 1744
- Measurement SW: DASY52, Version 52.10 (2);

Body Back/LTE Band 2 1RB High/Area Scan (71x91x1): Interpolated grid: dx=1.500 mm, dy=1.500 mm

Maximum value of SAR (interpolated) = 0.734 W/kg

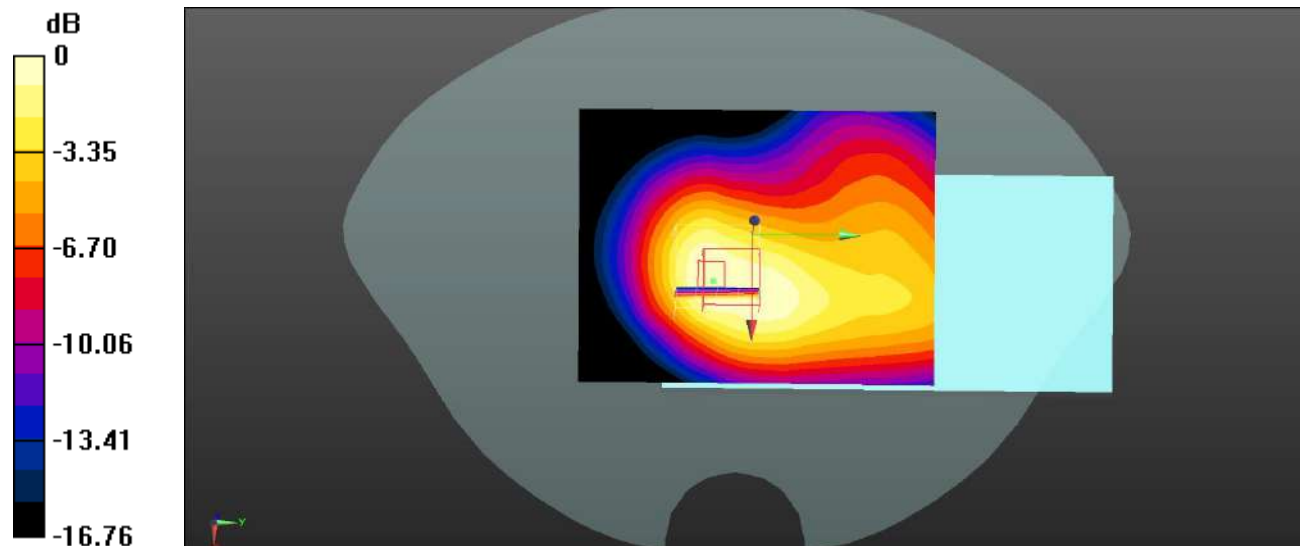
Body Back/LTE Band 2 1RB High/Zoom Scan (5x5x7)/Cube 0: Measurement grid: dx=8mm, dy=8mm, dz=5mm

Reference Value = 18.68 V/m; Power Drift = -0.05 dB

Peak SAR (extrapolated) = 1.06 W/kg

SAR(1 g) = 0.613 W/kg; SAR(10 g) = 0.371 W/kg

Maximum value of SAR (measured) = 0.682 W/kg



0 dB = 0.682 W/kg = -1.66 dBW/kg

Plot 70#: LTE Band 2 50%RB_ Body Back_Mid**DUT: BISON GT2; Type: Smart Phone; Serial: SZ1220402-12151E-SA-S1**

Communication System: UID 0, Generic FDD-LTE (0); Frequency: 1880 MHz; Duty Cycle: 1:1

Medium parameters used (interpolated): $f = 1880$ MHz; $\sigma = 1.362$ S/m; $\epsilon_r = 40.847$; $\rho = 1000$ kg/m³

Phantom section: Flat Section

DASY5 Configuration:

- Probe: EX3DV4 - SN3619; ConvF(7.07, 7.07, 7.07) @ 1880 MHz;
- Sensor-Surface: 4mm (Mechanical Surface Detection)
- Electronics: DAE4 Sn1211; Calibrated: 2022/03/01
- Phantom: Twin SAM; Type: QD000P40CD; Serial: 1744
- Measurement SW: DASY52, Version 52.10 (2);

Body Back/LTE Band 2 50%RB Mid/Area Scan (71x91x1): Interpolated grid: dx=1.500 mm, dy=1.500 mm

Maximum value of SAR (interpolated) = 0.522 W/kg

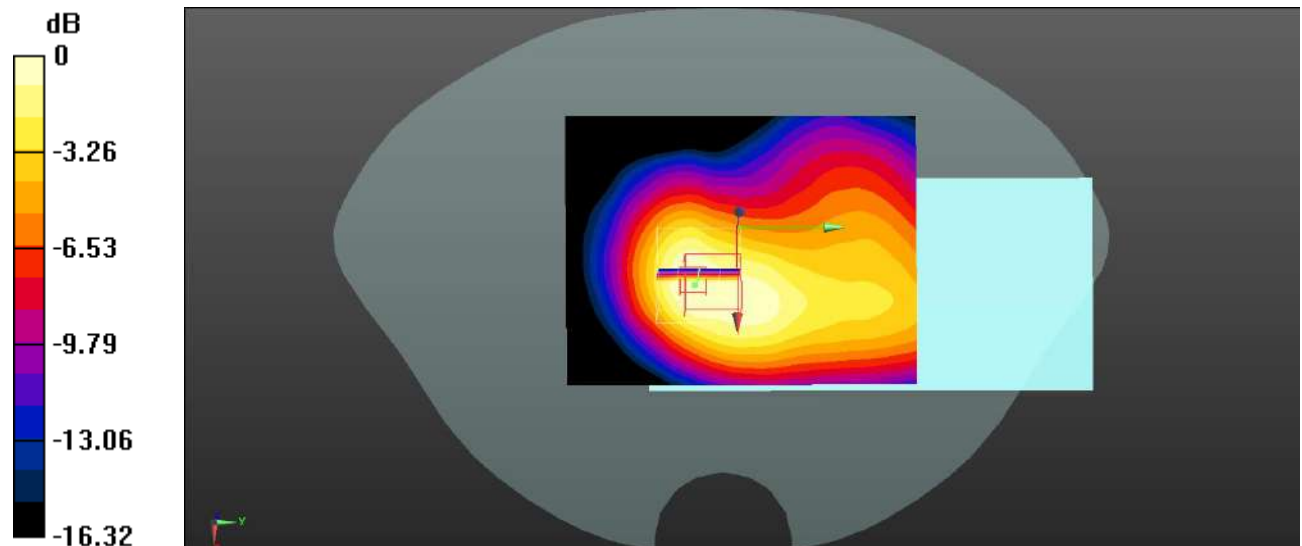
Body Back/LTE Band 2 50%RB Mid/Zoom Scan (5x5x7)/Cube 0: Measurement grid: dx=8mm, dy=8mm, dz=5mm

Reference Value = 15.06 V/m; Power Drift = -0.07 dB

Peak SAR (extrapolated) = 0.760 W/kg

SAR(1 g) = 0.440 W/kg; SAR(10 g) = 0.259 W/kg

Maximum value of SAR (measured) = 0.477 W/kg



0 dB = 0.477 W/kg = -3.21 dBW/kg

Plot 71#: LTE Band 2 1RB_ Body Left_Mid**DUT: BISON GT2; Type: Smart Phone; Serial: SZ1220402-12151E-SA-S1**

Communication System: UID 0, Generic FDD-LTE (0); Frequency: 1880 MHz; Duty Cycle: 1:1

Medium parameters used (interpolated): $f = 1880$ MHz; $\sigma = 1.362$ S/m; $\epsilon_r = 40.847$; $\rho = 1000$ kg/m³

Phantom section: Flat Section

DASY5 Configuration:

- Probe: EX3DV4 - SN3619; ConvF(7.07, 7.07, 7.07) @ 1880 MHz;
- Sensor-Surface: 4mm (Mechanical Surface Detection)
- Electronics: DAE4 Sn1211; Calibrated: 2022/03/01
- Phantom: Twin SAM; Type: QD000P40CD; Serial: 1744
- Measurement SW: DASY52, Version 52.10 (2);

Body Left/LTE Band 2 1RB Mid/Area Scan (71x91x1): Interpolated grid: dx=1.500 mm, dy=1.500 mm

Maximum value of SAR (interpolated) = 0.477 W/kg

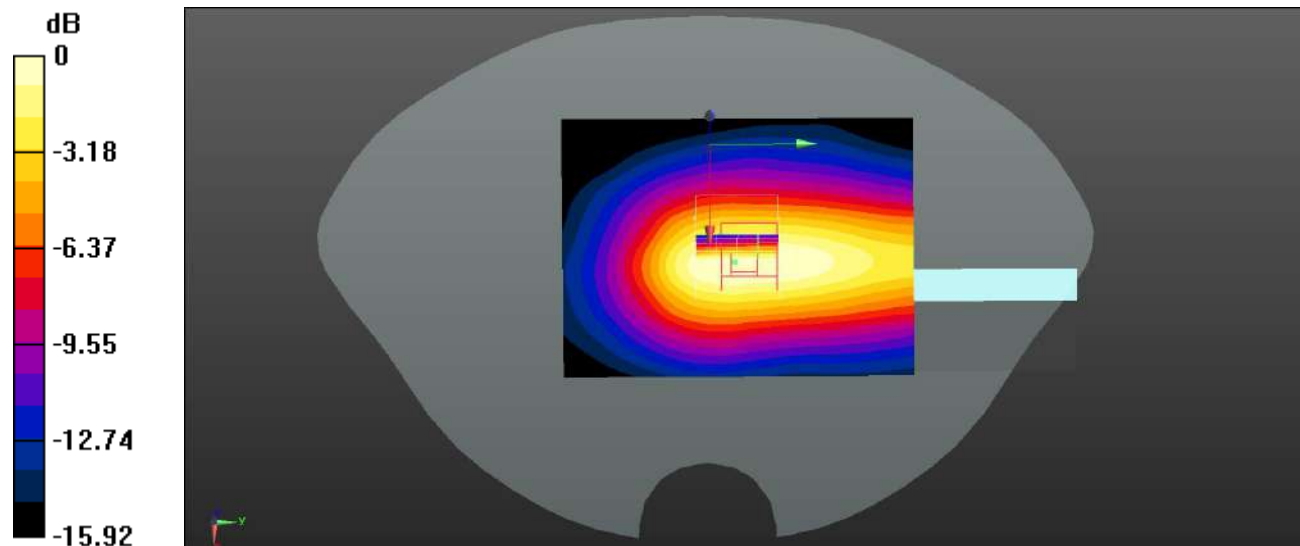
Body Left/LTE Band 2 1RB Mid/Zoom Scan (5x5x7)/Cube 0: Measurement grid: dx=8mm, dy=8mm, dz=5mm

Reference Value = 16.87 V/m; Power Drift = -0.01 dB

Peak SAR (extrapolated) = 0.672 W/kg

SAR(1 g) = 0.425 W/kg; SAR(10 g) = 0.260 W/kg

Maximum value of SAR (measured) = 0.458 W/kg



0 dB = 0.458 W/kg = -3.39 dBW/kg

Plot 72#: LTE Band 2 50%RB_ Body Left_Mid**DUT: BISON GT2; Type: Smart Phone; Serial: SZ1220402-12151E-SA-S1**

Communication System: UID 0, Generic FDD-LTE (0); Frequency: 1880 MHz; Duty Cycle: 1:1

Medium parameters used (interpolated): $f = 1880$ MHz; $\sigma = 1.362$ S/m; $\epsilon_r = 40.847$; $\rho = 1000$ kg/m³

Phantom section: Flat Section

DASY5 Configuration:

- Probe: EX3DV4 - SN3619; ConvF(7.07, 7.07, 7.07) @ 1880 MHz;
- Sensor-Surface: 4mm (Mechanical Surface Detection)
- Electronics: DAE4 Sn1211; Calibrated: 2022/03/01
- Phantom: Twin SAM; Type: QD000P40CD; Serial: 1744
- Measurement SW: DASY52, Version 52.10 (2);

Body Left/LTE Band 2 50%RB Mid/Area Scan (71x91x1): Interpolated grid: dx=1.500 mm, dy=1.500 mm

Maximum value of SAR (interpolated) = 0.395 W/kg

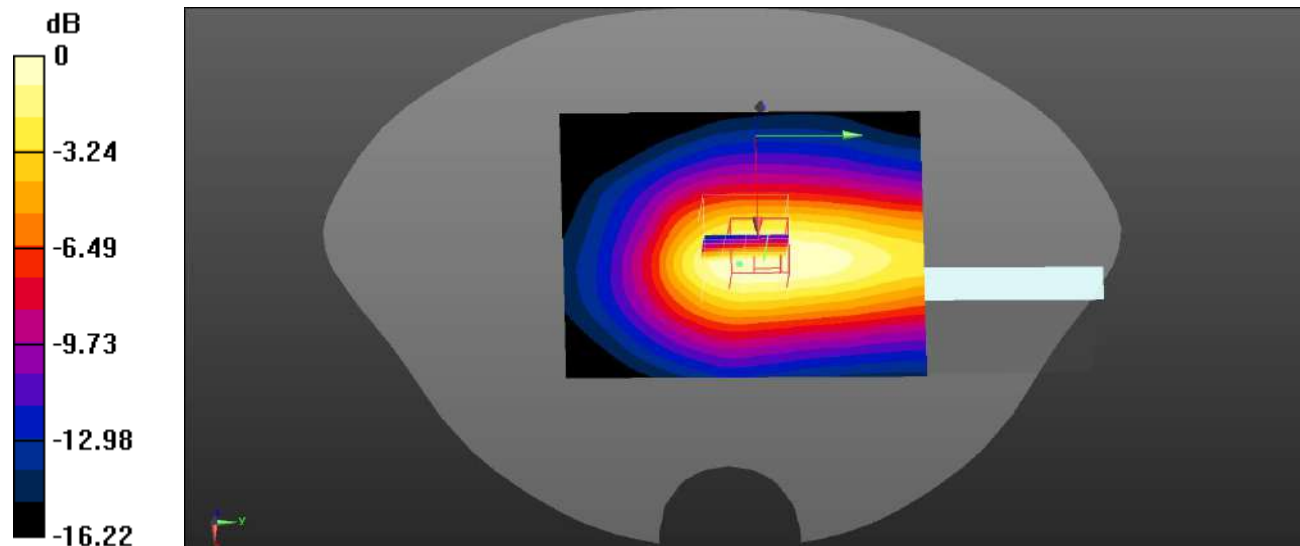
Body Left/LTE Band 2 50%RB Mid/Zoom Scan (5x5x7)/Cube 0: Measurement grid: dx=8mm, dy=8mm, dz=5mm

Reference Value = 15.31 V/m; Power Drift = 0.02 dB

Peak SAR (extrapolated) = 0.562 W/kg

SAR(1 g) = 0.355 W/kg; SAR(10 g) = 0.215 W/kg

Maximum value of SAR (measured) = 0.387 W/kg



0 dB = 0.387 W/kg = -4.12 dBW/kg

Plot 73#: LTE Band 2 1RB_ Body Right_Mid**DUT: BISON GT2; Type: Smart Phone; Serial: SZ1220402-12151E-SA-S1**

Communication System: UID 0, Generic FDD-LTE (0); Frequency: 1880 MHz; Duty Cycle: 1:1

Medium parameters used (interpolated): $f = 1880$ MHz; $\sigma = 1.362$ S/m; $\epsilon_r = 40.847$; $\rho = 1000$ kg/m³

Phantom section: Flat Section

DASY5 Configuration:

- Probe: EX3DV4 - SN3619; ConvF(7.07, 7.07, 7.07) @ 1880 MHz;
- Sensor-Surface: 4mm (Mechanical Surface Detection)
- Electronics: DAE4 Sn1211; Calibrated: 2022/03/01
- Phantom: Twin SAM; Type: QD000P40CD; Serial: 1744
- Measurement SW: DASY52, Version 52.10 (2);

Body Right/LTE Band 2 1RB Mid/Area Scan (71x91x1): Interpolated grid: dx=1.500 mm, dy=1.500 mm

Maximum value of SAR (interpolated) = 0.0183 W/kg

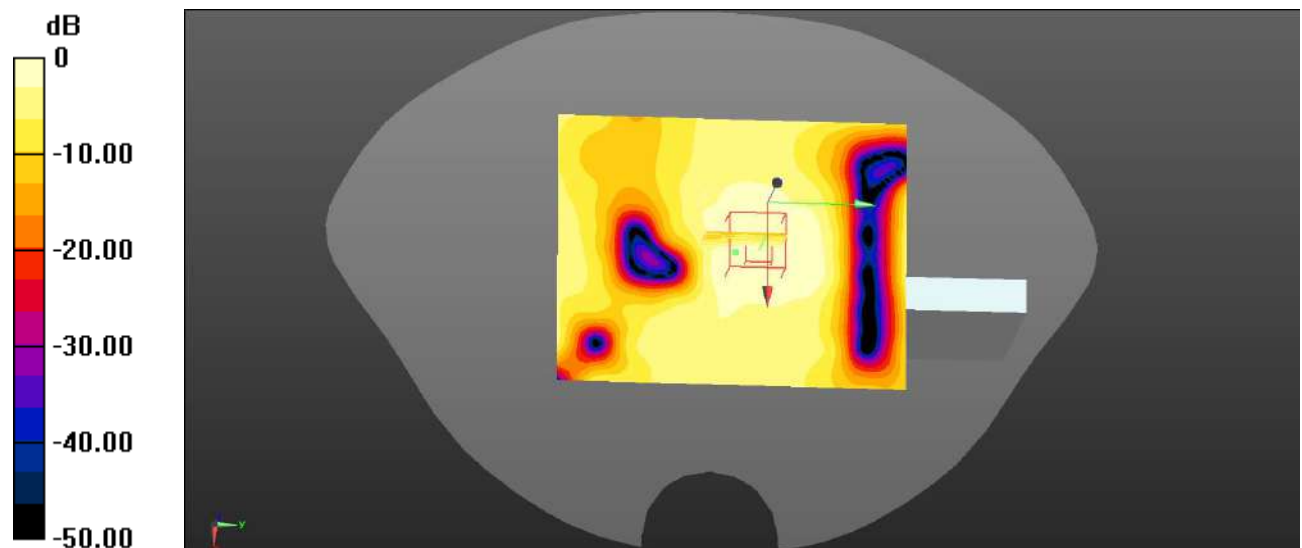
Body Right/LTE Band 2 1RB Mid/Zoom Scan (5x5x7)/Cube 0: Measurement grid: dx=8mm, dy=8mm, dz=5mm

Reference Value = 2.407 V/m; Power Drift = 0.11 dB

Peak SAR (extrapolated) = 0.0270 W/kg

SAR(1 g) = 0.016 W/kg; SAR(10 g) = 0.00954 W/kg

Maximum value of SAR (measured) = 0.0177 W/kg



0 dB = 0.0177 W/kg = -17.52 dBW/kg

Plot 74#: LTE Band 2 50%RB_ Body Right_Mid

DUT: BISON GT2; Type: Smart Phone; Serial: SZ1220402-12151E-SA-S1

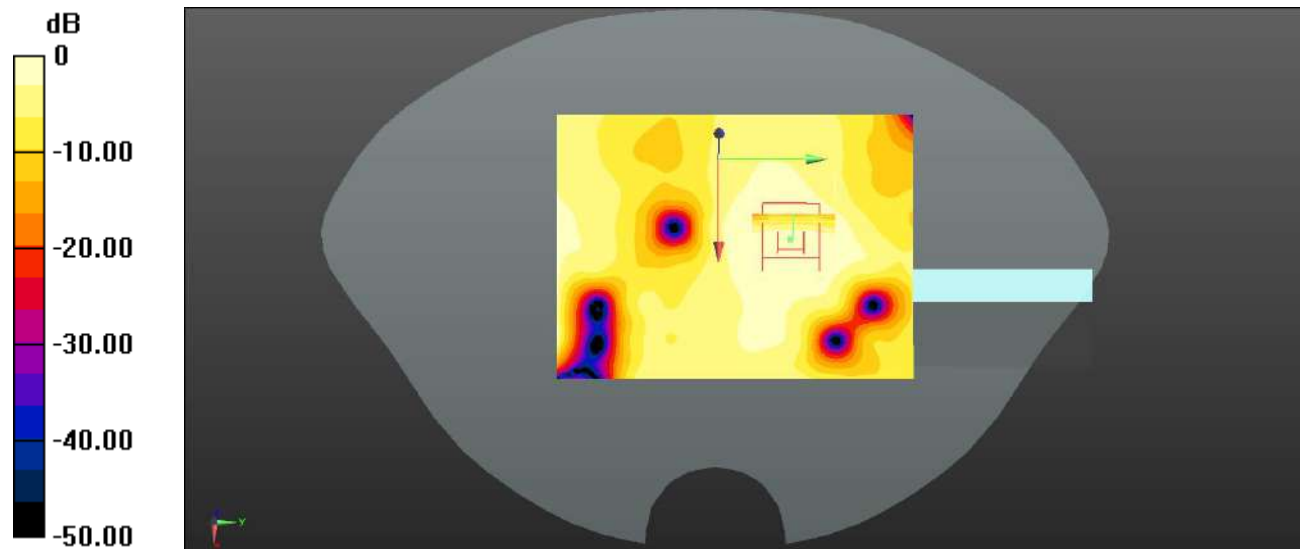
Communication System: UID 0, Generic FDD-LTE (0); Frequency: 1880 MHz; Duty Cycle: 1:1
 Medium parameters used (interpolated): $f = 1880$ MHz; $\sigma = 1.362$ S/m; $\epsilon_r = 40.847$; $\rho = 1000$ kg/m³
 Phantom section: Flat Section

DASY5 Configuration:

- Probe: EX3DV4 - SN3619; ConvF(7.07, 7.07, 7.07) @ 1880 MHz;
- Sensor-Surface: 4mm (Mechanical Surface Detection)
- Electronics: DAE4 Sn1211; Calibrated: 2022/03/01
- Phantom: Twin SAM; Type: QD000P40CD; Serial: 1744
- Measurement SW: DASY52, Version 52.10 (2);

Body Right/LTE Band 2 50%RB Mid/Area Scan (71x91x1): Interpolated grid: dx=1.500 mm, dy=1.500 mm
 Maximum value of SAR (interpolated) = 0.0133 W/kg

Body Right/LTE Band 2 50%RB Mid/Zoom Scan (5x5x7)/Cube 0: Measurement grid: dx=8mm, dy=8mm, dz=5mm
 Reference Value = 0 V/m; Power Drift = 0.00 dB
 Peak SAR (extrapolated) = 0.0190 W/kg
SAR(1 g) = 0.011 W/kg; SAR(10 g) = 0.00669 W/kg
 Maximum value of SAR (measured) = 0.0117 W/kg



0 dB = 0.0117 W/kg = -19.32 dBW/kg

Plot 75#: LTE Band 2 1RB_ Body Bottom_Mid**DUT: BISON GT2; Type: Smart Phone; Serial: SZ1220402-12151E-SA-S1**

Communication System: UID 0, Generic FDD-LTE (0); Frequency: 1880 MHz; Duty Cycle: 1:1

Medium parameters used (interpolated): $f = 1880$ MHz; $\sigma = 1.362$ S/m; $\epsilon_r = 40.847$; $\rho = 1000$ kg/m³

Phantom section: Flat Section

DASY5 Configuration:

- Probe: EX3DV4 - SN3619; ConvF(7.07, 7.07, 7.07) @ 1880 MHz;
- Sensor-Surface: 4mm (Mechanical Surface Detection)
- Electronics: DAE4 Sn1211; Calibrated: 2022/03/01
- Phantom: Twin SAM; Type: QD000P40CD; Serial: 1744
- Measurement SW: DASY52, Version 52.10 (2);

Body Bottom/LTE Band 2 1RB Mid/Area Scan (71x91x1): Interpolated grid: dx=1.500 mm, dy=1.500 mm

Maximum value of SAR (interpolated) = 0.616 W/kg

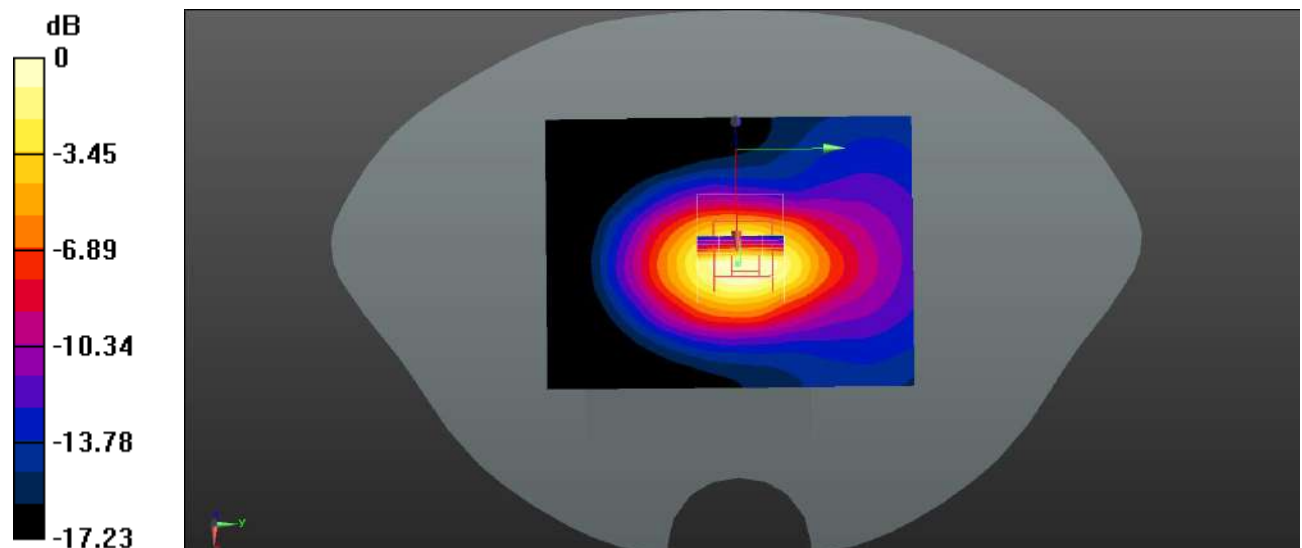
Body Bottom/LTE Band 2 1RB Mid/Zoom Scan (5x5x7)/Cube 0: Measurement grid: dx=8mm, dy=8mm, dz=5mm

Reference Value = 19.99 V/m; Power Drift = -0.04 dB

Peak SAR (extrapolated) = 0.898 W/kg

SAR(1 g) = 0.529 W/kg; SAR(10 g) = 0.292 W/kg

Maximum value of SAR (measured) = 0.583 W/kg



0 dB = 0.583 W/kg = -2.34 dBW/kg

Plot 76#: LTE Band 2 50%RB_ Body Bottom_Mid**DUT: BISON GT2; Type: Smart Phone; Serial: SZ1220402-12151E-SA-S1**

Communication System: UID 0, Generic FDD-LTE (0); Frequency: 1880 MHz; Duty Cycle: 1:1

Medium parameters used (interpolated): $f = 1880$ MHz; $\sigma = 1.362$ S/m; $\epsilon_r = 40.847$; $\rho = 1000$ kg/m³

Phantom section: Flat Section

DASY5 Configuration:

- Probe: EX3DV4 - SN3619; ConvF(7.07, 7.07, 7.07) @ 1880 MHz;
- Sensor-Surface: 4mm (Mechanical Surface Detection)
- Electronics: DAE4 Sn1211; Calibrated: 2022/03/01
- Phantom: Twin SAM; Type: QD000P40CD; Serial: 1744
- Measurement SW: DASY52, Version 52.10 (2);

Body Bottom/LTE Band 2 50%RB Mid/Area Scan (71x91x1): Interpolated grid: dx=1.500 mm, dy=1.500 mm

Maximum value of SAR (interpolated) = 0.502 W/kg

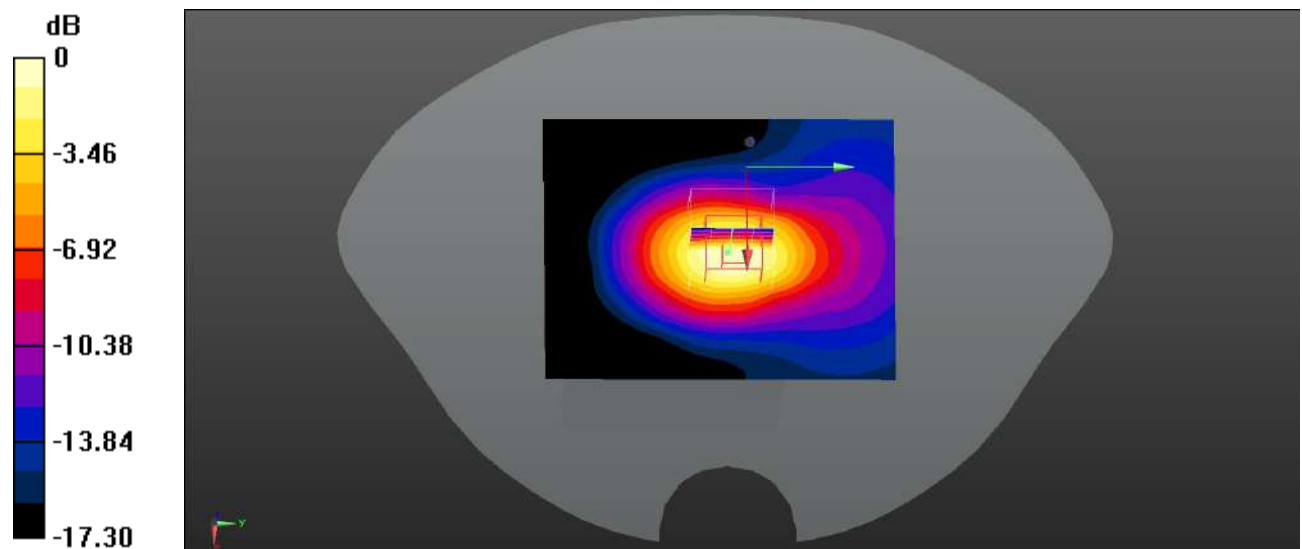
Body Bottom/LTE Band 2 50%RB Mid/Zoom Scan (5x5x7)/Cube 0: Measurement grid: dx=8mm, dy=8mm, dz=5mm

Reference Value = 18.27 V/m; Power Drift = 0.02 dB

Peak SAR (extrapolated) = 0.727 W/kg

SAR(1 g) = 0.431 W/kg; SAR(10 g) = 0.237 W/kg

Maximum value of SAR (measured) = 0.469 W/kg



0 dB = 0.469 W/kg = -3.29 dBW/kg

Plot 77#: LTE Band 5 1RB_ Head Left Cheek _Mid**DUT: BISON GT2; Type: Smart Phone; Serial: SZ1220402-12151E-SA-S1**

Communication System: UID 0, Generic FDD-LTE (0); Frequency: 836.5 MHz; Duty Cycle: 1:1

Medium parameters used (interpolated): $f = 836.5$ MHz; $\sigma = 0.917$ S/m; $\epsilon_r = 42.838$; $\rho = 1000$ kg/m³

Phantom section: Left Section

DASY5 Configuration:

- Probe: EX3DV4 - SN3619; ConvF(8.63, 8.63, 8.63) @ 836.5 MHz;
- Sensor-Surface: 4mm (Mechanical Surface Detection)
- Electronics: DAE4 Sn1211; Calibrated: 2022/03/01
- Phantom: Twin SAM; Type: QD000P40CD; Serial: 1744
- Measurement SW: DASY52, Version 52.10 (2);

Head Left Cheek/LTE Band 5 1RB Mid/Area Scan (71x91x1): Interpolated grid: dx=1.500 mm, dy=1.500 mm

Maximum value of SAR (interpolated) = 0.101 W/kg

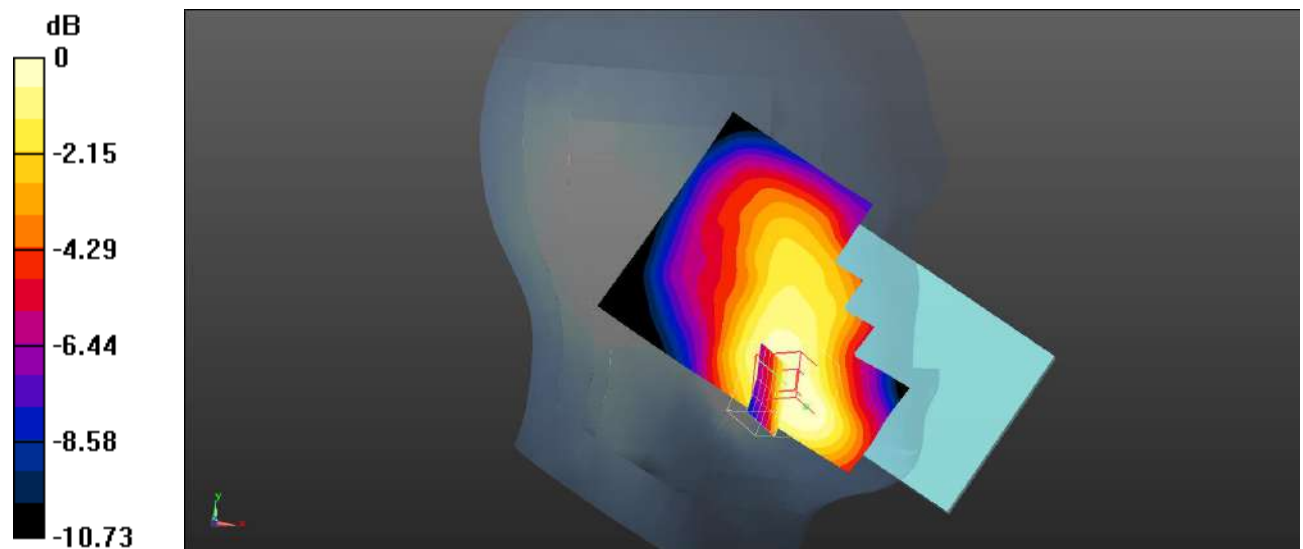
Head Left Cheek/LTE Band 5 1RB Mid/Zoom Scan (5x5x7)/Cube 0: Measurement grid: dx=8mm, dy=8mm, dz=5mm

Reference Value = 3.075 V/m; Power Drift = 0.17 dB

Peak SAR (extrapolated) = 0.127 W/kg

SAR(1 g) = 0.089 W/kg; SAR(10 g) = 0.062 W/kg

Maximum value of SAR (measured) = 0.0949 W/kg



0 dB = 0.0949 W/kg = -10.23 dBW/kg

Plot 78#: LTE Band 5 50%RB_ Head Left Cheek _Mid**DUT: BISON GT2; Type: Smart Phone; Serial: SZ1220402-12151E-SA-S1**

Communication System: UID 0, Generic FDD-LTE (0); Frequency: 836.5 MHz; Duty Cycle: 1:1

Medium parameters used (interpolated): $f = 836.5$ MHz; $\sigma = 0.917$ S/m; $\epsilon_r = 42.838$; $\rho = 1000$ kg/m³

Phantom section: Left Section

DASY5 Configuration:

- Probe: EX3DV4 - SN3619; ConvF(8.63, 8.63, 8.63) @ 836.5 MHz;
- Sensor-Surface: 4mm (Mechanical Surface Detection)
- Electronics: DAE4 Sn1211; Calibrated: 2022/03/01
- Phantom: Twin SAM; Type: QD000P40CD; Serial: 1744
- Measurement SW: DASY52, Version 52.10 (2);

Head Left Cheek/LTE Band 5 50%RB Mid/Area Scan (71x91x1): Interpolated grid: dx=1.500 mm, dy=1.500 mm

Maximum value of SAR (interpolated) = 0.0818 W/kg

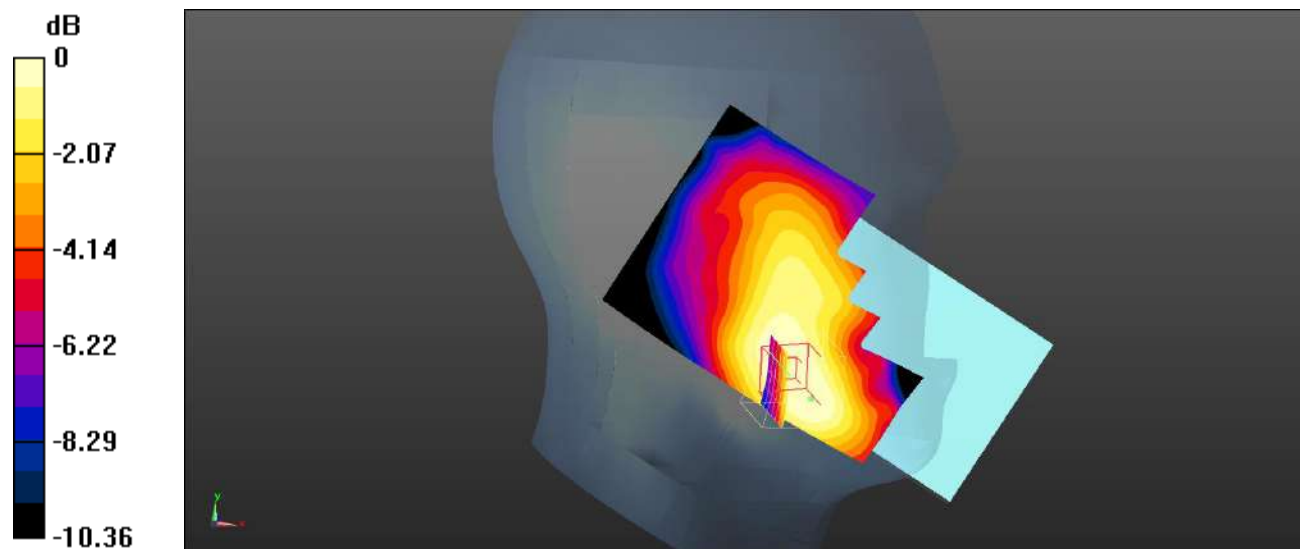
Head Left Cheek/LTE Band 5 50%RB Mid/Zoom Scan (5x5x7)/Cube 0: Measurement grid: dx=8mm, dy=8mm, dz=5mm

Reference Value = 3.048 V/m; Power Drift = -0.16 dB

Peak SAR (extrapolated) = 0.100 W/kg

SAR(1 g) = 0.070 W/kg; SAR(10 g) = 0.048 W/kg

Maximum value of SAR (measured) = 0.0743 W/kg



0 dB = 0.0743 W/kg = -11.29 dBW/kg

Plot 79#: LTE Band 5 1RB_ Head Left Tilt _Mid**DUT: BISON GT2; Type: Smart Phone; Serial: SZ1220402-12151E-SA-S1**

Communication System: UID 0, Generic FDD-LTE (0); Frequency: 836.5 MHz; Duty Cycle: 1:1

Medium parameters used (interpolated): $f = 836.5$ MHz; $\sigma = 0.917$ S/m; $\epsilon_r = 42.838$; $\rho = 1000$ kg/m³

Phantom section: Left Section

DASY5 Configuration:

- Probe: EX3DV4 - SN3619; ConvF(8.63, 8.63, 8.63) @ 836.5 MHz;
- Sensor-Surface: 4mm (Mechanical Surface Detection)
- Electronics: DAE4 Sn1211; Calibrated: 2022/03/01
- Phantom: Twin SAM; Type: QD000P40CD; Serial: 1744
- Measurement SW: DASY52, Version 52.10 (2);

Head Left Tilt/LTE Band 5 1RB Mid/Area Scan (71x91x1): Interpolated grid: dx=1.500 mm, dy=1.500 mm

Maximum value of SAR (interpolated) = 0.0625 W/kg

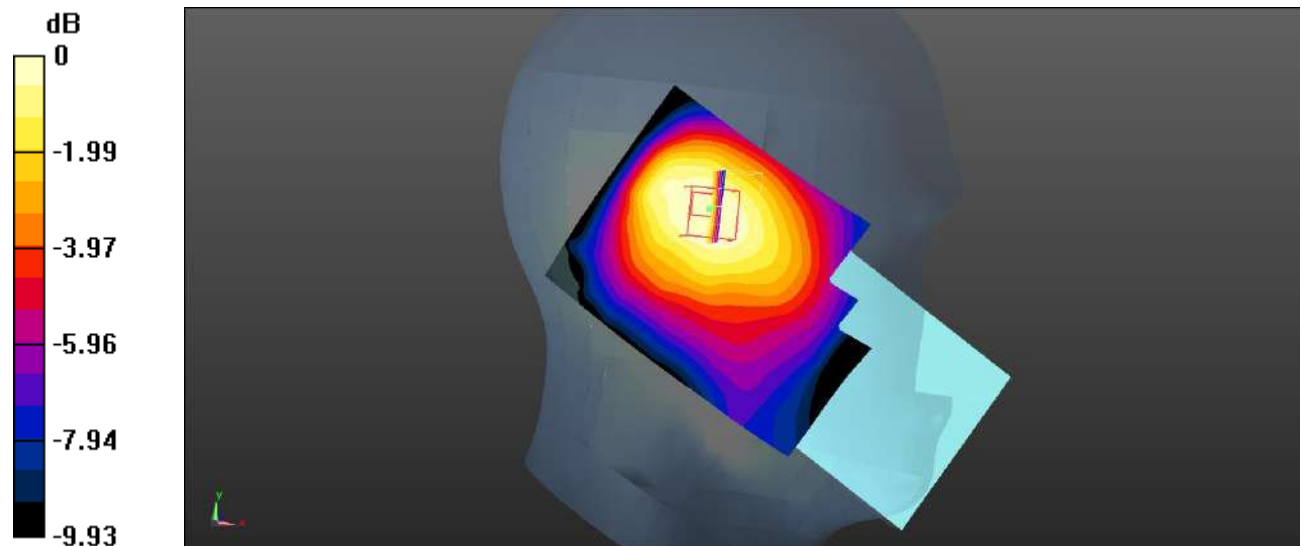
Head Left Tilt/LTE Band 5 1RB Mid/Zoom Scan (5x5x7)/Cube 0: Measurement grid: dx=8mm, dy=8mm, dz=5mm

Reference Value = 5.644 V/m; Power Drift = 0.10 dB

Peak SAR (extrapolated) = 0.0660 W/kg

SAR(1 g) = 0.056 W/kg; SAR(10 g) = 0.042 W/kg

Maximum value of SAR (measured) = 0.0586 W/kg



0 dB = 0.0586 W/kg = -12.32 dBW/kg

Plot 80#: LTE Band 5 50%RB_ Head Left Tilt _Mid**DUT: BISON GT2; Type: Smart Phone; Serial: SZ1220402-12151E-SA-S1**

Communication System: UID 0, Generic FDD-LTE (0); Frequency: 836.5 MHz;Duty Cycle: 1:1

Medium parameters used (interpolated): $f = 836.5$ MHz; $\sigma = 0.917$ S/m; $\epsilon_r = 42.838$; $\rho = 1000$ kg/m³

Phantom section: Left Section

DASY5 Configuration:

- Probe: EX3DV4 - SN3619; ConvF(8.63, 8.63, 8.63) @ 836.5 MHz;
- Sensor-Surface: 4mm (Mechanical Surface Detection)
- Electronics: DAE4 Sn1211; Calibrated: 2022/03/01
- Phantom: Twin SAM; Type: QD000P40CD; Serial: 1744
- Measurement SW: DASY52, Version 52.10 (2);

Head Left Tilt/LTE Band 5 50%RB Mid/Area Scan (71x91x1): Interpolated grid: dx=1.500 mm, dy=1.500 mm

Maximum value of SAR (interpolated) = 0.0468 W/kg


Head Left Tilt/LTE Band 5 50%RB Mid/Zoom Scan (5x5x7)/Cube 0: Measurement grid: dx=8mm, dy=8mm, dz=5mm

Reference Value = 5.561 V/m; Power Drift = 0.08 dB

Peak SAR (extrapolated) = 0.0540 W/kg

SAR(1 g) = 0.042 W/kg; SAR(10 g) = 0.032 W/kg

Maximum value of SAR (measured) = 0.0423 W/kg



0 dB = 0.0423 W/kg = -13.74 dBW/kg

Plot 81#: LTE Band 5 1RB_ Head Right Cheek _Low**DUT: BISON GT2; Type: Smart Phone; Serial: SZ1220402-12151E-SA-S1**

Communication System: UID 0, Generic FDD-LTE (0); Frequency: 829 MHz; Duty Cycle: 1:1

Medium parameters used (interpolated): $f = 829$ MHz; $\sigma = 0.912$ S/m; $\epsilon_r = 42.981$; $\rho = 1000$ kg/m³

Phantom section: Right Section

DASY5 Configuration:

- Probe: EX3DV4 - SN3619; ConvF(8.63, 8.63, 8.63) @ 829 MHz;
- Sensor-Surface: 4mm (Mechanical Surface Detection)
- Electronics: DAE4 Sn1211; Calibrated: 2022/03/01
- Phantom: Twin SAM; Type: QD000P40CD; Serial: 1744
- Measurement SW: DASY52, Version 52.10 (2);

Head Right Cheek/LTE Band 5 1RB Low/Area Scan (71x91x1): Interpolated grid: dx=1.500 mm, dy=1.500 mm

Maximum value of SAR (interpolated) = 0.0896 W/kg

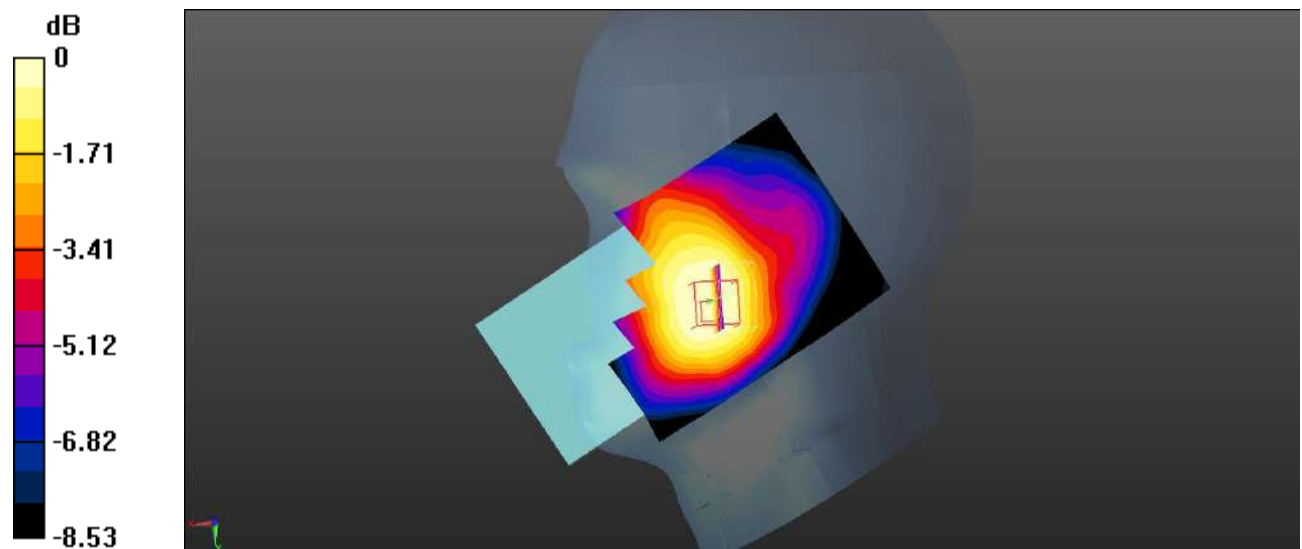
Head Right Cheek/LTE Band 5 1RB Low/Zoom Scan (5x5x7)/Cube 0: Measurement grid: dx=8mm, dy=8mm, dz=5mm

Reference Value = 3.244 V/m; Power Drift = -0.13 dB

Peak SAR (extrapolated) = 0.0960 W/kg

SAR(1 g) = 0.078 W/kg; SAR(10 g) = 0.060 W/kg

Maximum value of SAR (measured) = 0.0817 W/kg



0 dB = 0.0817 W/kg = -10.88 dBW/kg

Plot 82#: LTE Band 5 1RB_ Head Right Cheek _Mid**DUT: BISON GT2; Type: Smart Phone; Serial: SZ1220402-12151E-SA-S1**

Communication System: UID 0, Generic FDD-LTE (0); Frequency: 836.5 MHz; Duty Cycle: 1:1

Medium parameters used (interpolated): $f = 836.5$ MHz; $\sigma = 0.917$ S/m; $\epsilon_r = 42.838$; $\rho = 1000$ kg/m³

Phantom section: Right Section

DASY5 Configuration:

- Probe: EX3DV4 - SN3619; ConvF(8.63, 8.63, 8.63) @ 836.5 MHz;
- Sensor-Surface: 4mm (Mechanical Surface Detection)
- Electronics: DAE4 Sn1211; Calibrated: 2022/03/01
- Phantom: Twin SAM; Type: QD000P40CD; Serial: 1744
- Measurement SW: DASY52, Version 52.10 (2);

Head Right Cheek/LTE Band 5 1RB Mid/Area Scan (71x91x1): Interpolated grid: dx=1.500 mm, dy=1.500 mm

Maximum value of SAR (interpolated) = 0.105 W/kg


Head Right Cheek/LTE Band 5 1RB Mid/Zoom Scan (5x5x7)/Cube 0: Measurement grid: dx=8mm, dy=8mm, dz=5mm

Reference Value = 2.253 V/m; Power Drift = 0.15 dB

Peak SAR (extrapolated) = 0.129 W/kg

SAR(1 g) = 0.100 W/kg; SAR(10 g) = 0.076 W/kg

Maximum value of SAR (measured) = 0.104 W/kg



0 dB = 0.104 W/kg = -9.83 dBW/kg

Plot 83#: LTE Band 5 1RB_ Head Right Cheek _High**DUT: BISON GT2; Type: Smart Phone; Serial: SZ1220402-12151E-SA-S1**

Communication System: UID 0, Generic FDD-LTE (0); Frequency: 844 MHz; Duty Cycle: 1:1

Medium parameters used (interpolated): $f = 844$ MHz; $\sigma = 0.925$ S/m; $\epsilon_r = 42.817$; $\rho = 1000$ kg/m³

Phantom section: Right Section

DASY5 Configuration:

- Probe: EX3DV4 - SN3619; ConvF(8.63, 8.63, 8.63) @ 844 MHz;
- Sensor-Surface: 4mm (Mechanical Surface Detection)
- Electronics: DAE4 Sn1211; Calibrated: 2022/03/01
- Phantom: Twin SAM; Type: QD000P40CD; Serial: 1744
- Measurement SW: DASY52, Version 52.10 (2);

Head Right Cheek/LTE Band 5 1RB High/Area Scan (71x91x1): Interpolated grid: dx=1.500 mm, dy=1.500 mm
 Maximum value of SAR (interpolated) = 0.102 W/kg

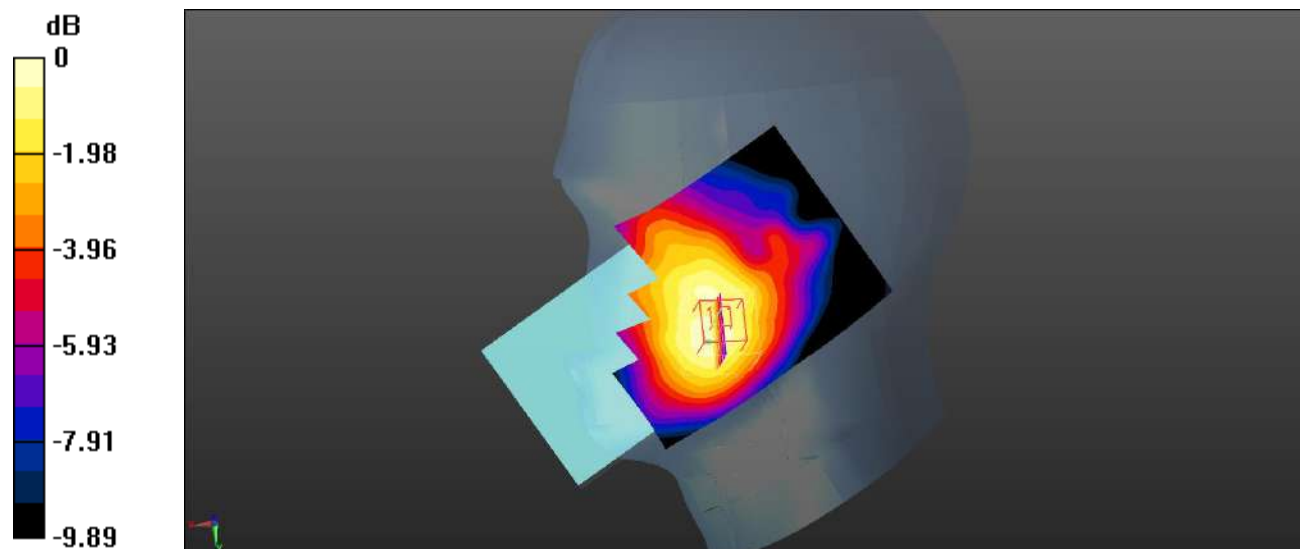
Head Right Cheek/LTE Band 5 1RB High/Zoom Scan (5x5x7)/Cube 0: Measurement grid: dx=8mm, dy=8mm, dz=5mm

Reference Value = 4.232 V/m; Power Drift = 0.12 dB

Peak SAR (extrapolated) = 0.131 W/kg

SAR(1 g) = 0.107 W/kg; SAR(10 g) = 0.079 W/kg

Maximum value of SAR (measured) = 0.109 W/kg



0 dB = 0.109 W/kg = -9.63 dBW/kg

Plot 84#: LTE Band 5 50%RB_ Head Right Cheek _Mid**DUT: BISON GT2; Type: Smart Phone; Serial: SZ1220402-12151E-SA-S1**

Communication System: UID 0, Generic FDD-LTE (0); Frequency: 836.5 MHz;Duty Cycle: 1:1

Medium parameters used (interpolated): $f = 836.5$ MHz; $\sigma = 0.917$ S/m; $\epsilon_r = 42.838$; $\rho = 1000$ kg/m³

Phantom section: Right Section

DASY5 Configuration:

- Probe: EX3DV4 - SN3619; ConvF(8.63, 8.63, 8.63) @ 836.5 MHz;
- Sensor-Surface: 4mm (Mechanical Surface Detection)
- Electronics: DAE4 Sn1211; Calibrated: 2022/03/01
- Phantom: Twin SAM; Type: QD000P40CD; Serial: 1744
- Measurement SW: DASY52, Version 52.10 (2);

Head Right Cheek/LTE Band 5 50%RB Mid/Area Scan (71x91x1): Interpolated grid: dx=1.500 mm, dy=1.500 mm

Maximum value of SAR (interpolated) = 0.0781 W/kg


Head Right Cheek/LTE Band 5 50%RB Mid/Zoom Scan (5x5x7)/Cube 0: Measurement grid: dx=8mm, dy=8mm, dz=5mm

Reference Value = 2.785 V/m; Power Drift = -0.05 dB

Peak SAR (extrapolated) = 0.0910 W/kg

SAR(1 g) = 0.071 W/kg; SAR(10 g) = 0.055 W/kg

Maximum value of SAR (measured) = 0.0737 W/kg



0 dB = 0.0737 W/kg = -11.33 dBW/kg

Plot 85#: LTE Band 5 1RB_ Head Right Tilt _Mid**DUT: BISON GT2; Type: Smart Phone; Serial: SZ1220402-12151E-SA-S1**

Communication System: UID 0, Generic FDD-LTE (0); Frequency: 836.5 MHz; Duty Cycle: 1:1

Medium parameters used (interpolated): $f = 836.5$ MHz; $\sigma = 0.917$ S/m; $\epsilon_r = 42.838$; $\rho = 1000$ kg/m³

Phantom section: Right Section

DASY5 Configuration:

- Probe: EX3DV4 - SN3619; ConvF(8.63, 8.63, 8.63) @ 836.5 MHz;
- Sensor-Surface: 4mm (Mechanical Surface Detection)
- Electronics: DAE4 Sn1211; Calibrated: 2022/03/01
- Phantom: Twin SAM; Type: QD000P40CD; Serial: 1744
- Measurement SW: DASY52, Version 52.10 (2);

Head Right Tilt/LTE Band 5 1RB Mid/Area Scan (71x91x1): Interpolated grid: dx=1.500 mm, dy=1.500 mm

Maximum value of SAR (interpolated) = 0.0556 W/kg

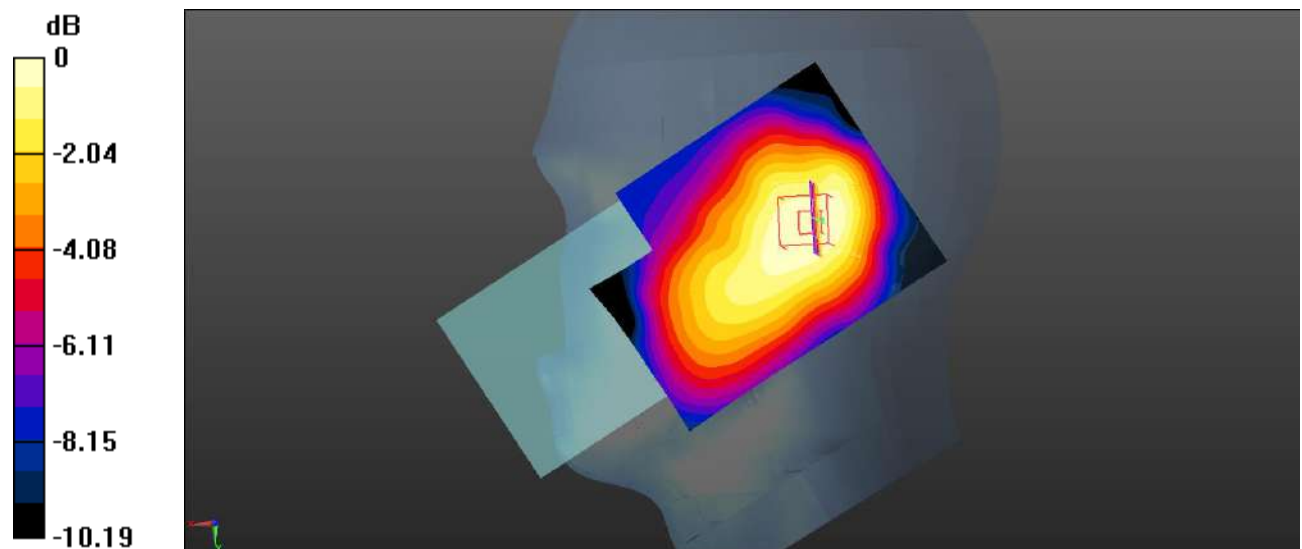
Head Right Tilt/LTE Band 5 1RB Mid/Zoom Scan (5x5x7)/Cube 0: Measurement grid: dx=8mm, dy=8mm, dz=5mm

Reference Value = 7.126 V/m; Power Drift = 0.04 dB

Peak SAR (extrapolated) = 0.0540 W/kg

SAR(1 g) = 0.048 W/kg; SAR(10 g) = 0.037 W/kg

Maximum value of SAR (measured) = 0.0511 W/kg



0 dB = 0.0511 W/kg = -12.92 dBW/kg

Plot 86#: LTE Band 5 50%RB_ Head Right Tilt _Mid**DUT: BISON GT2; Type: Smart Phone; Serial: SZ1220402-12151E-SA-S1**

Communication System: UID 0, Generic FDD-LTE (0); Frequency: 836.5 MHz; Duty Cycle: 1:1

Medium parameters used (interpolated): $f = 836.5$ MHz; $\sigma = 0.917$ S/m; $\epsilon_r = 42.838$; $\rho = 1000$ kg/m³

Phantom section: Right Section

DASY5 Configuration:

- Probe: EX3DV4 - SN3619; ConvF(8.63, 8.63, 8.63) @ 836.5 MHz;
- Sensor-Surface: 4mm (Mechanical Surface Detection)
- Electronics: DAE4 Sn1211; Calibrated: 2022/03/01
- Phantom: Twin SAM; Type: QD000P40CD; Serial: 1744
- Measurement SW: DASY52, Version 52.10 (2);

Head Right Tilt/LTE Band 5 50%RB Mid/Area Scan (71x91x1): Interpolated grid: dx=1.500 mm, dy=1.500 mm

Maximum value of SAR (interpolated) = 0.0404 W/kg

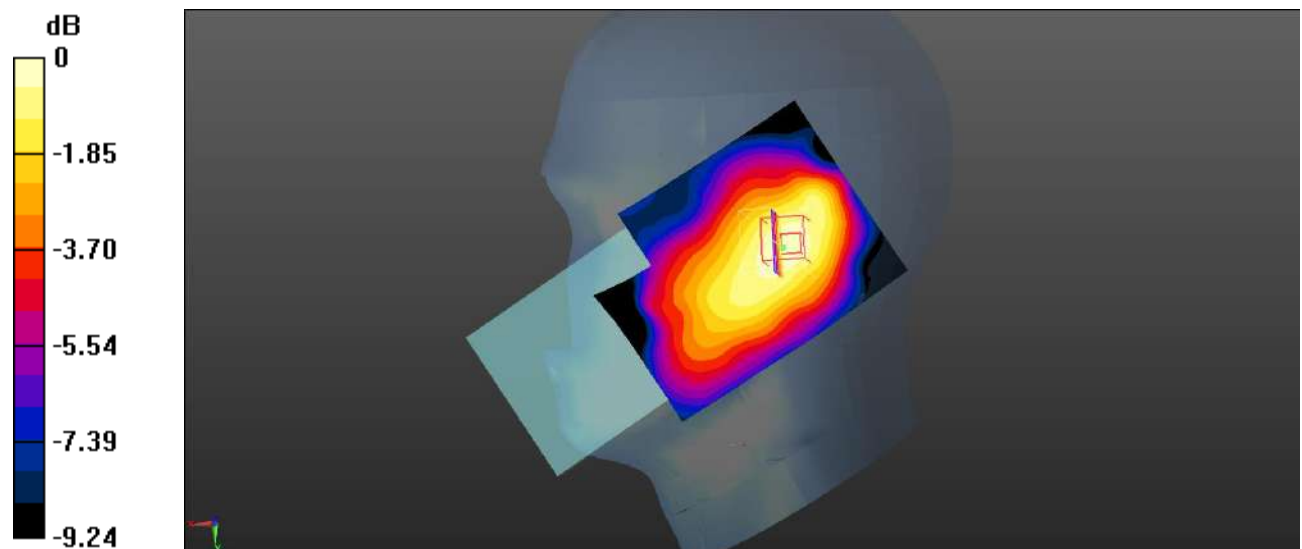
Head Right Tilt/LTE Band 5 50%RB Mid/Zoom Scan (5x5x7)/Cube 0: Measurement grid: dx=8mm, dy=8mm, dz=5mm

Reference Value = 4.806 V/m; Power Drift = 0.17 dB

Peak SAR (extrapolated) = 0.0440 W/kg

SAR(1 g) = 0.036 W/kg; SAR(10 g) = 0.027 W/kg

Maximum value of SAR (measured) = 0.0370 W/kg



0 dB = 0.0370 W/kg = -14.32 dBW/kg

Plot 87#: LTE Band 5 1RB_ Body Front_Mid**DUT: BISON GT2; Type: Smart Phone; Serial: SZ1220402-12151E-SA-S1**

Communication System: UID 0, Generic FDD-LTE (0); Frequency: 836.5 MHz; Duty Cycle: 1:1

Medium parameters used (interpolated): $f = 836.5$ MHz; $\sigma = 0.917$ S/m; $\epsilon_r = 42.838$; $\rho = 1000$ kg/m³

Phantom section: Flat Section

DASY5 Configuration:

- Probe: EX3DV4 - SN3619; ConvF(8.63, 8.63, 8.63) @ 836.5 MHz;
- Sensor-Surface: 4mm (Mechanical Surface Detection)
- Electronics: DAE4 Sn1211; Calibrated: 2022/03/01
- Phantom: Twin SAM; Type: QD000P40CD; Serial: 1744
- Measurement SW: DASY52, Version 52.10 (2);

Body Front/LTE Band 5 1RB Mid/Area Scan (71x91x1): Interpolated grid: dx=1.500 mm, dy=1.500 mm

Maximum value of SAR (interpolated) = 0.157 W/kg

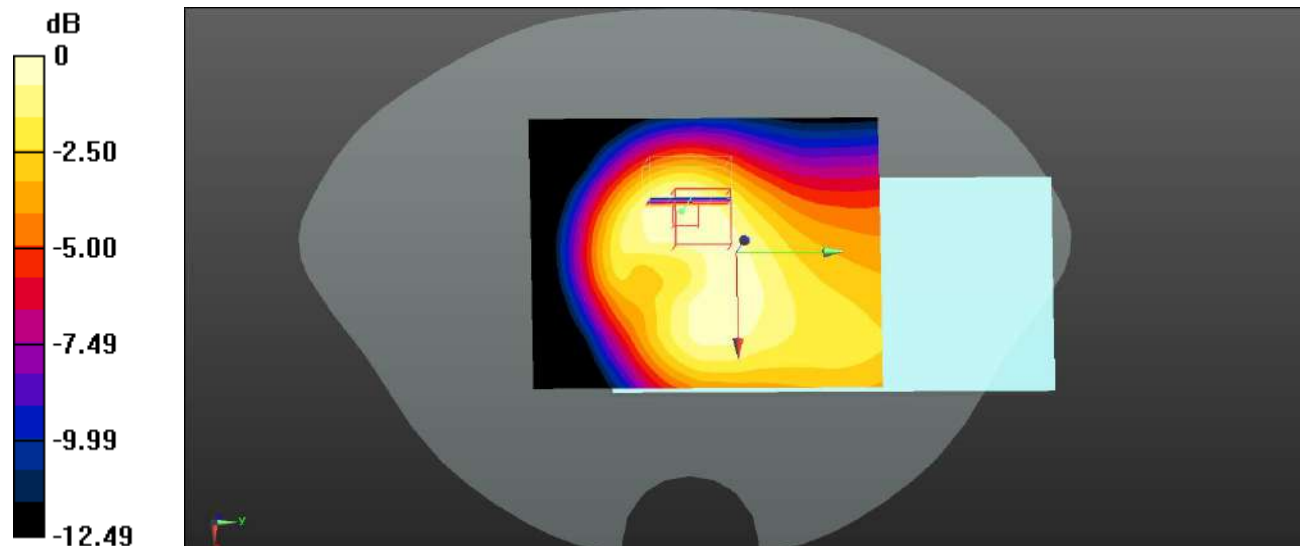
Body Front/LTE Band 5 1RB Mid/Zoom Scan (5x5x7)/Cube 0: Measurement grid: dx=8mm, dy=8mm, dz=5mm

Reference Value = 10.86 V/m; Power Drift = -0.04 dB

Peak SAR (extrapolated) = 0.235 W/kg

SAR(1 g) = 0.147 W/kg; SAR(10 g) = 0.092 W/kg

Maximum value of SAR (measured) = 0.156 W/kg



0 dB = 0.156 W/kg = -8.07 dBW/kg

Plot 88#: LTE Band 5 50%RB_ Body Front_Mid**DUT: BISON GT2; Type: Smart Phone; Serial: SZ1220402-12151E-SA-S1**

Communication System: UID 0, Generic FDD-LTE (0); Frequency: 836.5 MHz; Duty Cycle: 1:1

Medium parameters used (interpolated): $f = 836.5$ MHz; $\sigma = 0.917$ S/m; $\epsilon_r = 42.838$; $\rho = 1000$ kg/m³

Phantom section: Flat Section

DASY5 Configuration:

- Probe: EX3DV4 - SN3619; ConvF(8.63, 8.63, 8.63) @ 836.5 MHz;
- Sensor-Surface: 4mm (Mechanical Surface Detection)
- Electronics: DAE4 Sn1211; Calibrated: 2022/03/01
- Phantom: Twin SAM; Type: QD000P40CD; Serial: 1744
- Measurement SW: DASY52, Version 52.10 (2);

Body Front/LTE Band 5 50%RB Mid/Area Scan (71x91x1): Interpolated grid: dx=1.500 mm, dy=1.500 mm

Maximum value of SAR (interpolated) = 0.120 W/kg

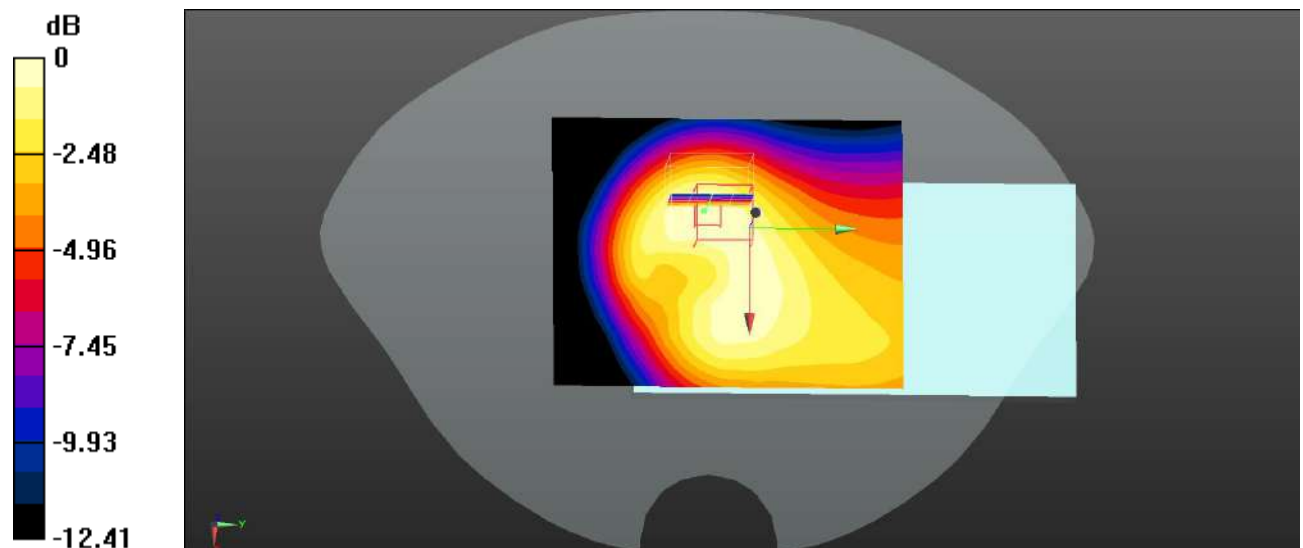
Body Front/LTE Band 5 50%RB Mid/Zoom Scan (5x5x7)/Cube 0: Measurement grid: dx=8mm, dy=8mm, dz=5mm

Reference Value = 9.338 V/m; Power Drift = 0.05 dB

Peak SAR (extrapolated) = 0.178 W/kg

SAR(1 g) = 0.112 W/kg; SAR(10 g) = 0.070 W/kg

Maximum value of SAR (measured) = 0.118 W/kg



0 dB = 0.118 W/kg = -9.28 dBW/kg

Plot 89#: LTE Band 5 1RB_ Body Back_Low**DUT: BISON GT2; Type: Smart Phone; Serial: SZ1220402-12151E-SA-S1**

Communication System: UID 0, Generic FDD-LTE (0); Frequency: 829 MHz; Duty Cycle: 1:1

Medium parameters used (interpolated): $f = 829$ MHz; $\sigma = 0.912$ S/m; $\epsilon_r = 42.981$; $\rho = 1000$ kg/m³

Phantom section: Flat Section

DASY5 Configuration:

- Probe: EX3DV4 - SN3619; ConvF(8.63, 8.63, 8.63) @ 829 MHz;
- Sensor-Surface: 4mm (Mechanical Surface Detection)
- Electronics: DAE4 Sn1211; Calibrated: 2022/03/01
- Phantom: Twin SAM; Type: QD000P40CD; Serial: 1744
- Measurement SW: DASY52, Version 52.10 (2);

Body Back/LTE Band 5 1RB Low/Area Scan (71x91x1): Interpolated grid: dx=1.500 mm, dy=1.500 mm

Maximum value of SAR (interpolated) = 0.218 W/kg

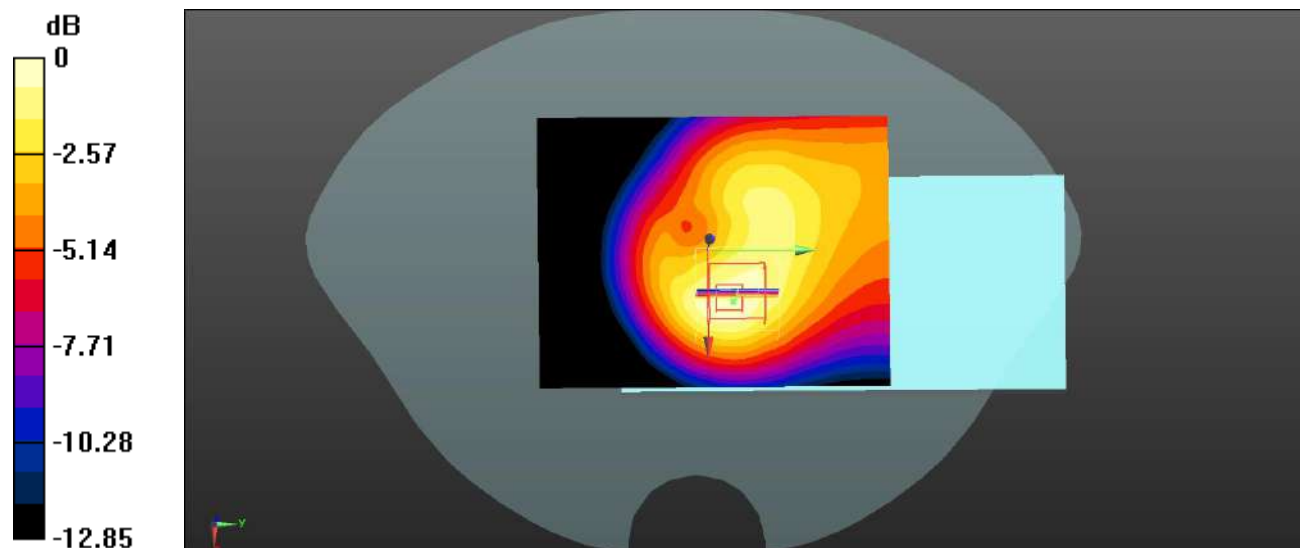
Body Back/LTE Band 5 1RB Low/Zoom Scan (5x5x7)/Cube 0: Measurement grid: dx=8mm, dy=8mm, dz=5mm

Reference Value = 10.23 V/m; Power Drift = -0.10 dB

Peak SAR (extrapolated) = 0.324 W/kg

SAR(1 g) = 0.202 W/kg; SAR(10 g) = 0.123 W/kg

Maximum value of SAR (measured) = 0.216 W/kg



0 dB = 0.216 W/kg = -6.66 dBW/kg

Plot 90#: LTE Band 5 1RB_ Body Back_Mid**DUT: BISON GT2; Type: Smart Phone; Serial: SZ1220402-12151E-SA-S1**

Communication System: UID 0, Generic FDD-LTE (0); Frequency: 836.5 MHz; Duty Cycle: 1:1

Medium parameters used (interpolated): $f = 836.5$ MHz; $\sigma = 0.917$ S/m; $\epsilon_r = 42.838$; $\rho = 1000$ kg/m³

Phantom section: Flat Section

DASY5 Configuration:

- Probe: EX3DV4 - SN3619; ConvF(8.63, 8.63, 8.63) @ 836.5 MHz;
- Sensor-Surface: 4mm (Mechanical Surface Detection)
- Electronics: DAE4 Sn1211; Calibrated: 2022/03/01
- Phantom: Twin SAM; Type: QD000P40CD; Serial: 1744
- Measurement SW: DASY52, Version 52.10 (2);

Body Back/LTE Band 5 1RB Mid/Area Scan (71x91x1): Interpolated grid: dx=1.500 mm, dy=1.500 mm
Maximum value of SAR (interpolated) = 0.174 W/kg

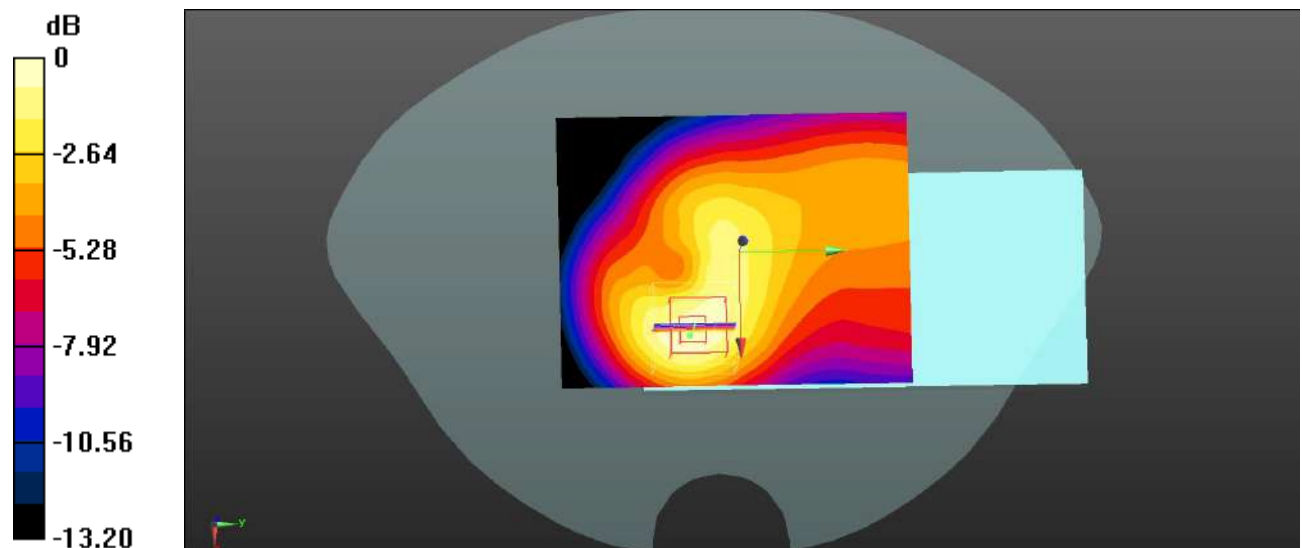
Body Back/LTE Band 5 1RB Mid/Zoom Scan (5x5x7)/Cube 0: Measurement grid: dx=8mm, dy=8mm, dz=5mm

Reference Value = 11.81 V/m; Power Drift = -0.08 dB

Peak SAR (extrapolated) = 0.258 W/kg

SAR(1 g) = 0.161 W/kg; SAR(10 g) = 0.098 W/kg

Maximum value of SAR (measured) = 0.174 W/kg



0 dB = 0.174 W/kg = -7.59 dBW/kg

Plot 91#: LTE Band 5 1RB_ Body Back_High**DUT: BISON GT2; Type: Smart Phone; Serial: SZ1220402-12151E-SA-S1**

Communication System: UID 0, Generic FDD-LTE (0); Frequency: 844 MHz; Duty Cycle: 1:1

Medium parameters used (interpolated): $f = 844$ MHz; $\sigma = 0.925$ S/m; $\epsilon_r = 42.817$; $\rho = 1000$ kg/m³

Phantom section: Flat Section

DASY5 Configuration:

- Probe: EX3DV4 - SN3619; ConvF(8.63, 8.63, 8.63) @ 844 MHz;
- Sensor-Surface: 4mm (Mechanical Surface Detection)
- Electronics: DAE4 Sn1211; Calibrated: 2022/03/01
- Phantom: Twin SAM; Type: QD000P40CD; Serial: 1744
- Measurement SW: DASY52, Version 52.10 (2);

Body Back/LTE Band 5 1RB High/Area Scan (71x91x1): Interpolated grid: dx=1.500 mm, dy=1.500 mm

Maximum value of SAR (interpolated) = 0.222 W/kg

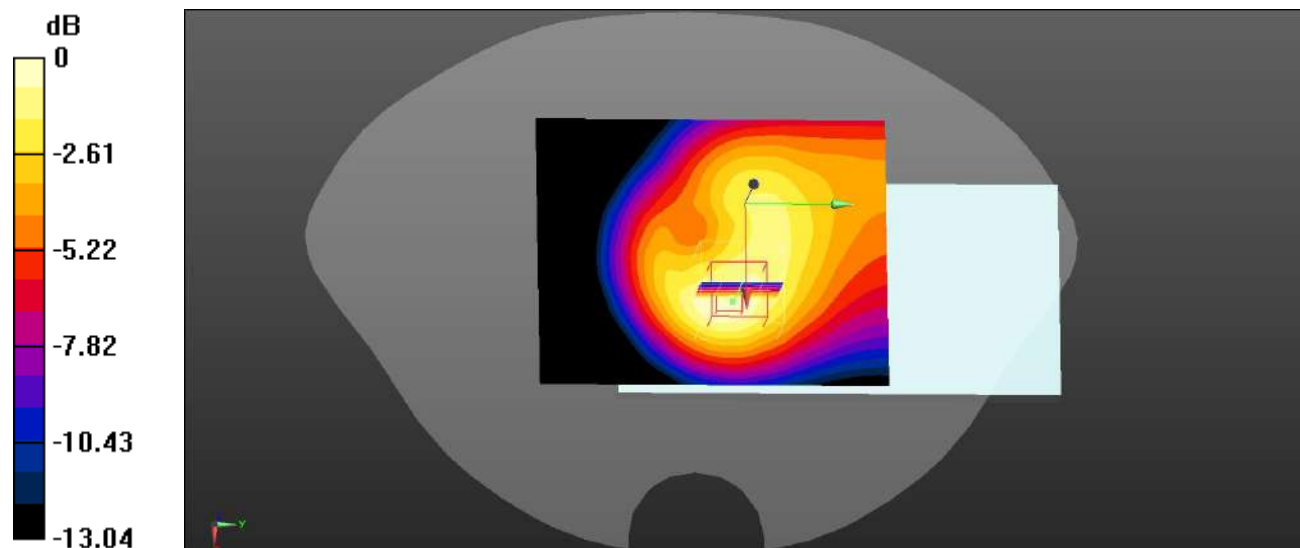
Body Back/LTE Band 5 1RB High/Zoom Scan (5x5x7)/Cube 0: Measurement grid: dx=8mm, dy=8mm, dz=5mm

Reference Value = 10.18 V/m; Power Drift = -0.06 dB

Peak SAR (extrapolated) = 0.333 W/kg

SAR(1 g) = 0.206 W/kg; SAR(10 g) = 0.125 W/kg

Maximum value of SAR (measured) = 0.221 W/kg



0 dB = 0.221 W/kg = -6.56 dBW/kg

Plot 92#: LTE Band 5 50%RB_ Body Back_Mid**DUT: BISON GT2; Type: Smart Phone; Serial: SZ1220402-12151E-SA-S1**

Communication System: UID 0, Generic FDD-LTE (0); Frequency: 836.5 MHz; Duty Cycle: 1:1

Medium parameters used (interpolated): $f = 836.5$ MHz; $\sigma = 0.917$ S/m; $\epsilon_r = 42.838$; $\rho = 1000$ kg/m³

Phantom section: Flat Section

DASY5 Configuration:

- Probe: EX3DV4 - SN3619; ConvF(8.63, 8.63, 8.63) @ 836.5 MHz;
- Sensor-Surface: 4mm (Mechanical Surface Detection)
- Electronics: DAE4 Sn1211; Calibrated: 2022/03/01
- Phantom: Twin SAM; Type: QD000P40CD; Serial: 1744
- Measurement SW: DASY52, Version 52.10 (2);

Body Back/LTE Band 5 50%RB Mid/Area Scan (71x91x1): Interpolated grid: dx=1.500 mm, dy=1.500 mm

Maximum value of SAR (interpolated) = 0.133 W/kg

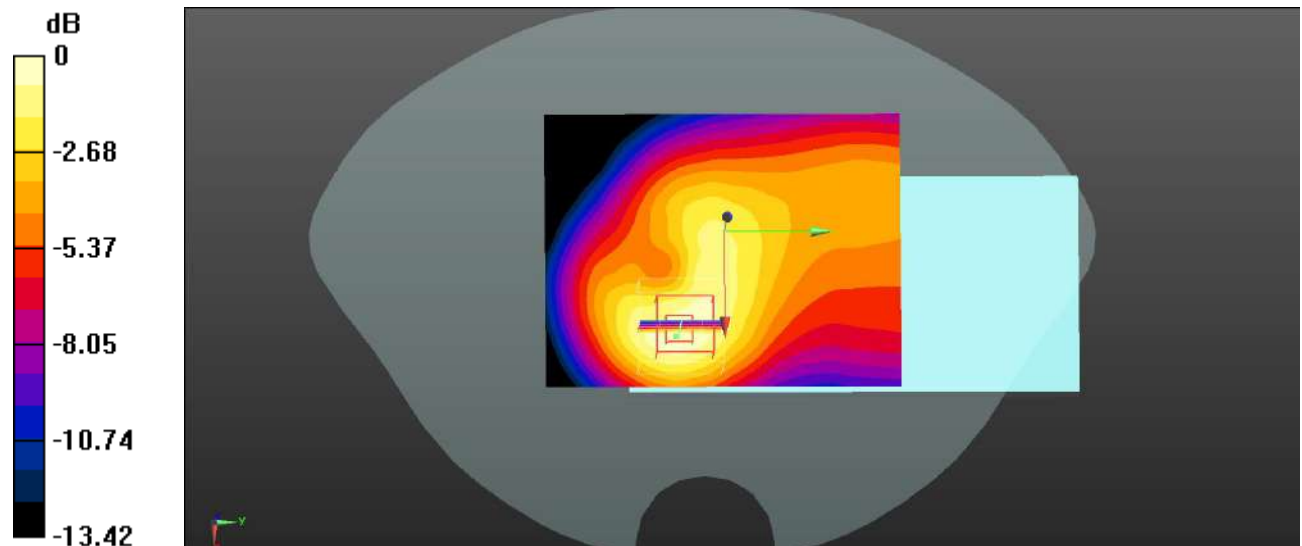
Body Back/LTE Band 5 50%RB Mid/Zoom Scan (5x5x7)/Cube 0: Measurement grid: dx=8mm, dy=8mm, dz=5mm

Reference Value = 10.37 V/m; Power Drift = -0.05 dB

Peak SAR (extrapolated) = 0.202 W/kg

SAR(1 g) = 0.125 W/kg; SAR(10 g) = 0.076 W/kg

Maximum value of SAR (measured) = 0.135 W/kg



0 dB = 0.135 W/kg = -8.70 dBW/kg

Plot 93#: LTE Band 5 1RB_ Body Left_Mid**DUT: BISON GT2; Type: Smart Phone; Serial: SZ1220402-12151E-SA-S1**

Communication System: UID 0, Generic FDD-LTE (0); Frequency: 836.5 MHz; Duty Cycle: 1:1

Medium parameters used (interpolated): $f = 836.5$ MHz; $\sigma = 0.917$ S/m; $\epsilon_r = 42.838$; $\rho = 1000$ kg/m³

Phantom section: Flat Section

DASY5 Configuration:

- Probe: EX3DV4 - SN3619; ConvF(8.63, 8.63, 8.63) @ 836.5 MHz;
- Sensor-Surface: 4mm (Mechanical Surface Detection)
- Electronics: DAE4 Sn1211; Calibrated: 2022/03/01
- Phantom: Twin SAM; Type: QD000P40CD; Serial: 1744
- Measurement SW: DASY52, Version 52.10 (2);

Body Left/LTE Band 5 1RB Mid/Area Scan (71x91x1): Interpolated grid: dx=1.500 mm, dy=1.500 mm

Maximum value of SAR (interpolated) = 0.0361 W/kg

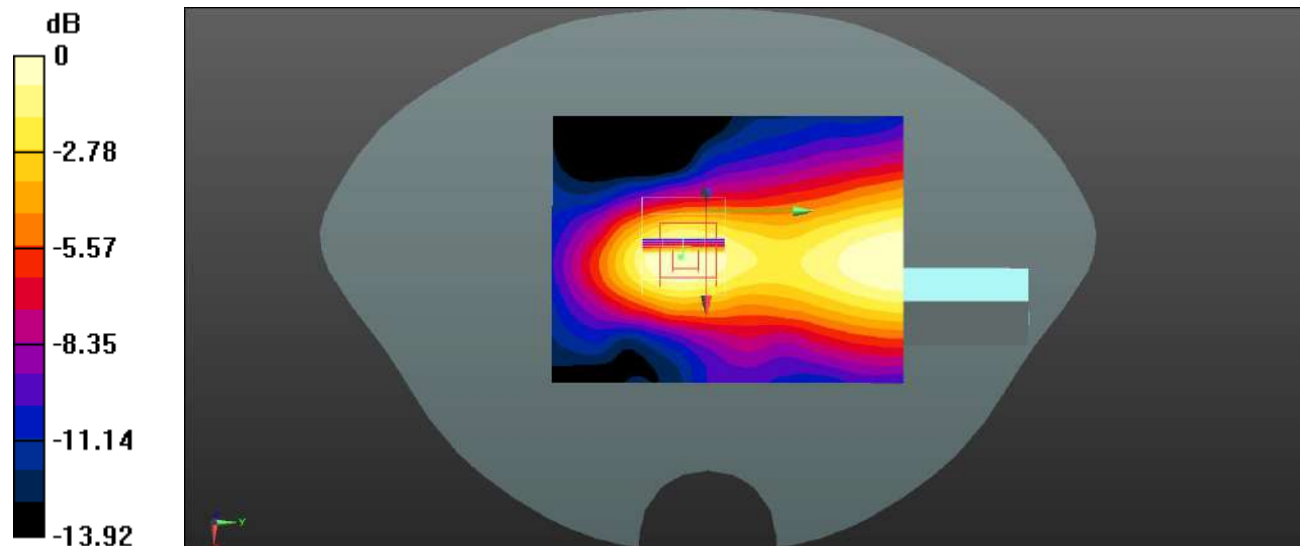
Body Left/LTE Band 5 1RB Mid/Zoom Scan (5x5x7)/Cube 0: Measurement grid: dx=8mm, dy=8mm, dz=5mm

Reference Value = 5.827 V/m; Power Drift = -0.11 dB

Peak SAR (extrapolated) = 0.0470 W/kg

SAR(1 g) = 0.031 W/kg; SAR(10 g) = 0.019 W/kg

Maximum value of SAR (measured) = 0.0337 W/kg



0 dB = 0.0337 W/kg = -14.72 dBW/kg

Plot 94#: LTE Band 5 50%RB_ Body Left_Mid**DUT: BISON GT2; Type: Smart Phone; Serial: SZ1220402-12151E-SA-S1**

Communication System: UID 0, Generic FDD-LTE (0); Frequency: 836.5 MHz;Duty Cycle: 1:1

Medium parameters used (interpolated): $f = 836.5$ MHz; $\sigma = 0.917$ S/m; $\epsilon_r = 42.838$; $\rho = 1000$ kg/m³

Phantom section: Flat Section

DASY5 Configuration:

- Probe: EX3DV4 - SN3619; ConvF(8.63, 8.63, 8.63) @ 836.5 MHz;
- Sensor-Surface: 4mm (Mechanical Surface Detection)
- Electronics: DAE4 Sn1211; Calibrated: 2022/03/01
- Phantom: Twin SAM; Type: QD000P40CD; Serial: 1744
- Measurement SW: DASY52, Version 52.10 (2);

Body Left/LTE Band 5 50%RB Mid/Area Scan (71x91x1): Interpolated grid: dx=1.500 mm, dy=1.500 mm

Maximum value of SAR (interpolated) = 0.0288 W/kg

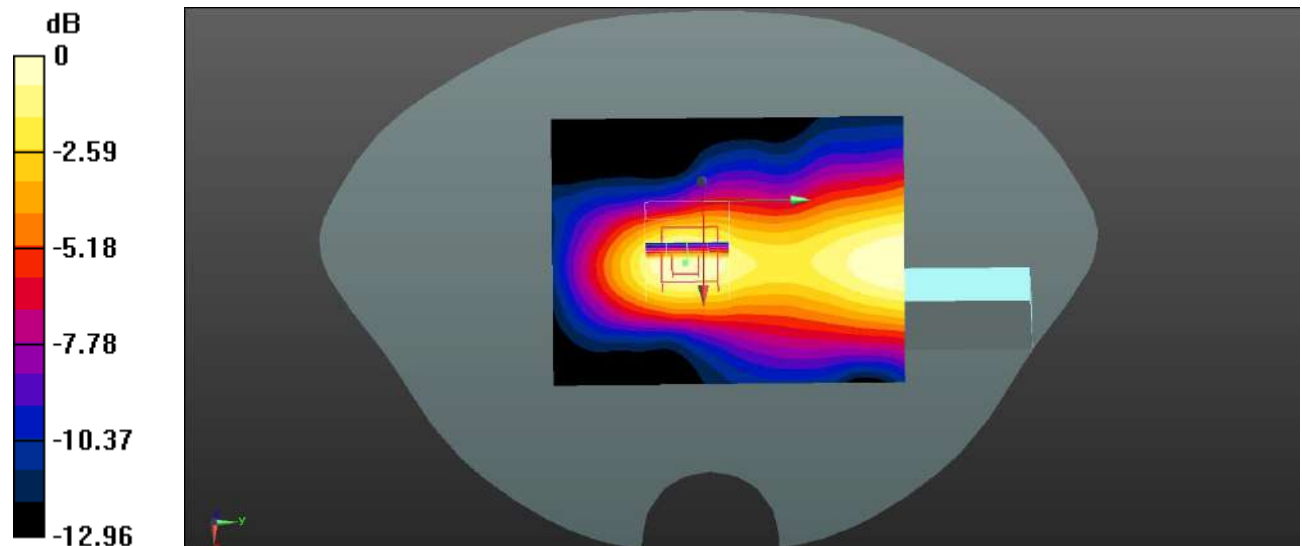
Body Left/LTE Band 5 50%RB Mid/Zoom Scan (5x5x7)/Cube 0: Measurement grid: dx=8mm, dy=8mm, dz=5mm

Reference Value = 5.106 V/m; Power Drift = 0.14 dB

Peak SAR (extrapolated) = 0.0390 W/kg

SAR(1 g) = 0.026 W/kg; SAR(10 g) = 0.016 W/kg

Maximum value of SAR (measured) = 0.0273 W/kg



0 dB = 0.0273 W/kg = -15.64 dBW/kg

Plot 95#: LTE Band 5 1RB_ Body Right_Mid**DUT: BISON GT2; Type: Smart Phone; Serial: SZ1220402-12151E-SA-S1**

Communication System: UID 0, Generic FDD-LTE (0); Frequency: 836.5 MHz; Duty Cycle: 1:1

Medium parameters used (interpolated): $f = 836.5$ MHz; $\sigma = 0.917$ S/m; $\epsilon_r = 42.838$; $\rho = 1000$ kg/m³

Phantom section: Flat Section

DASY5 Configuration:

- Probe: EX3DV4 - SN3619; ConvF(8.63, 8.63, 8.63) @ 836.5 MHz;
- Sensor-Surface: 4mm (Mechanical Surface Detection)
- Electronics: DAE4 Sn1211; Calibrated: 2022/03/01
- Phantom: Twin SAM; Type: QD000P40CD; Serial: 1744
- Measurement SW: DASY52, Version 52.10 (2);

Body Right/LTE Band 5 1RB Mid/Area Scan (71x91x1): Interpolated grid: dx=1.500 mm, dy=1.500 mm

Maximum value of SAR (interpolated) = 0.0909 W/kg

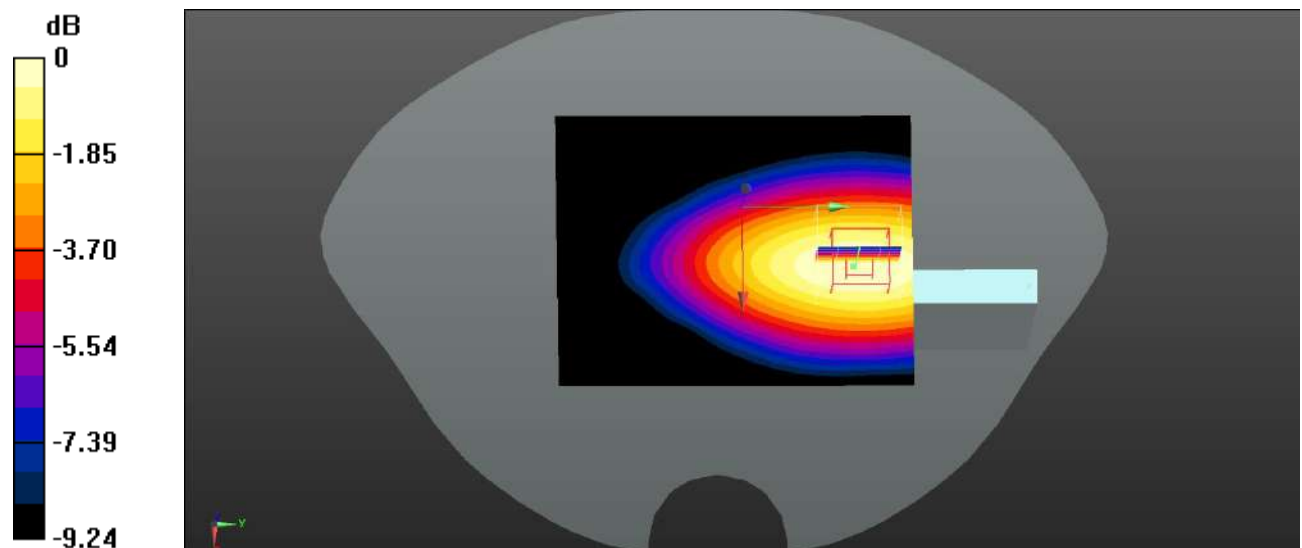
Body Right/LTE Band 5 1RB Mid/Zoom Scan (5x5x7)/Cube 0: Measurement grid: dx=8mm, dy=8mm, dz=5mm

Reference Value = 6.706 V/m; Power Drift = -0.03 dB

Peak SAR (extrapolated) = 0.118 W/kg

SAR(1 g) = 0.086 W/kg; SAR(10 g) = 0.059 W/kg

Maximum value of SAR (measured) = 0.0898 W/kg



0 dB = 0.0898 W/kg = -10.47 dBW/kg

Plot 96#: LTE Band 5 50%RB_ Body Right_Mid**DUT: BISON GT2; Type: Smart Phone; Serial: SZ1220402-12151E-SA-S1**

Communication System: UID 0, Generic FDD-LTE (0); Frequency: 836.5 MHz; Duty Cycle: 1:1

Medium parameters used (interpolated): $f = 836.5$ MHz; $\sigma = 0.917$ S/m; $\epsilon_r = 42.838$; $\rho = 1000$ kg/m³

Phantom section: Flat Section

DASY5 Configuration:

- Probe: EX3DV4 - SN3619; ConvF(8.63, 8.63, 8.63) @ 836.5 MHz;
- Sensor-Surface: 4mm (Mechanical Surface Detection)
- Electronics: DAE4 Sn1211; Calibrated: 2022/03/01
- Phantom: Twin SAM; Type: QD000P40CD; Serial: 1744
- Measurement SW: DASY52, Version 52.10 (2);

Body Right/LTE Band 5 50%RB Mid/Area Scan (71x91x1): Interpolated grid: dx=1.500 mm, dy=1.500 mm

Maximum value of SAR (interpolated) = 0.0693 W/kg

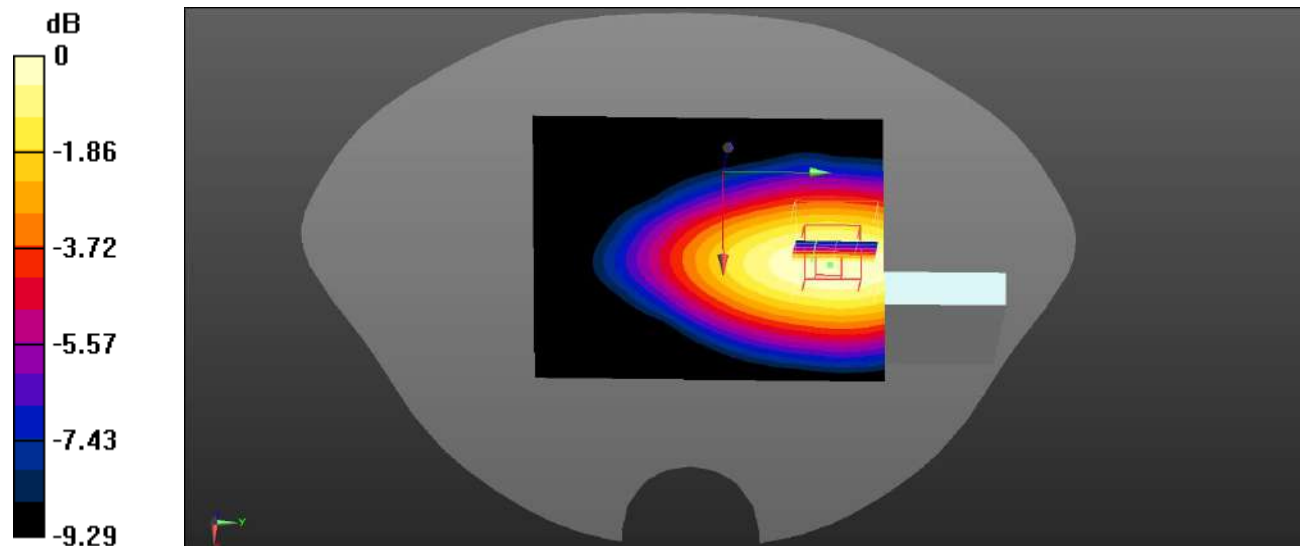
Body Right/LTE Band 5 50%RB Mid/Zoom Scan (5x5x7)/Cube 0: Measurement grid: dx=8mm, dy=8mm, dz=5mm

Reference Value = 5.847 V/m; Power Drift = -0.09 dB

Peak SAR (extrapolated) = 0.0900 W/kg

SAR(1 g) = 0.065 W/kg; SAR(10 g) = 0.045 W/kg

Maximum value of SAR (measured) = 0.0682 W/kg



0 dB = 0.0682 W/kg = -11.66 dBW/kg

Plot 97#: LTE Band 5 1RB_ Body Bottom_Mid**DUT: BISON GT2; Type: Smart Phone; Serial: SZ1220402-12151E-SA-S1**

Communication System: UID 0, Generic FDD-LTE (0); Frequency: 836.5 MHz; Duty Cycle: 1:1

Medium parameters used (interpolated): $f = 836.5$ MHz; $\sigma = 0.917$ S/m; $\epsilon_r = 42.838$; $\rho = 1000$ kg/m³

Phantom section: Flat Section

DASY5 Configuration:

- Probe: EX3DV4 - SN3619; ConvF(8.63, 8.63, 8.63) @ 836.5 MHz;
- Sensor-Surface: 4mm (Mechanical Surface Detection)
- Electronics: DAE4 Sn1211; Calibrated: 2022/03/01
- Phantom: Twin SAM; Type: QD000P40CD; Serial: 1744
- Measurement SW: DASY52, Version 52.10 (2);

Body Bottom/LTE Band 5 1RB Mid/Area Scan (71x91x1): Interpolated grid: dx=1.500 mm, dy=1.500 mm

Maximum value of SAR (interpolated) = 0.0838 W/kg

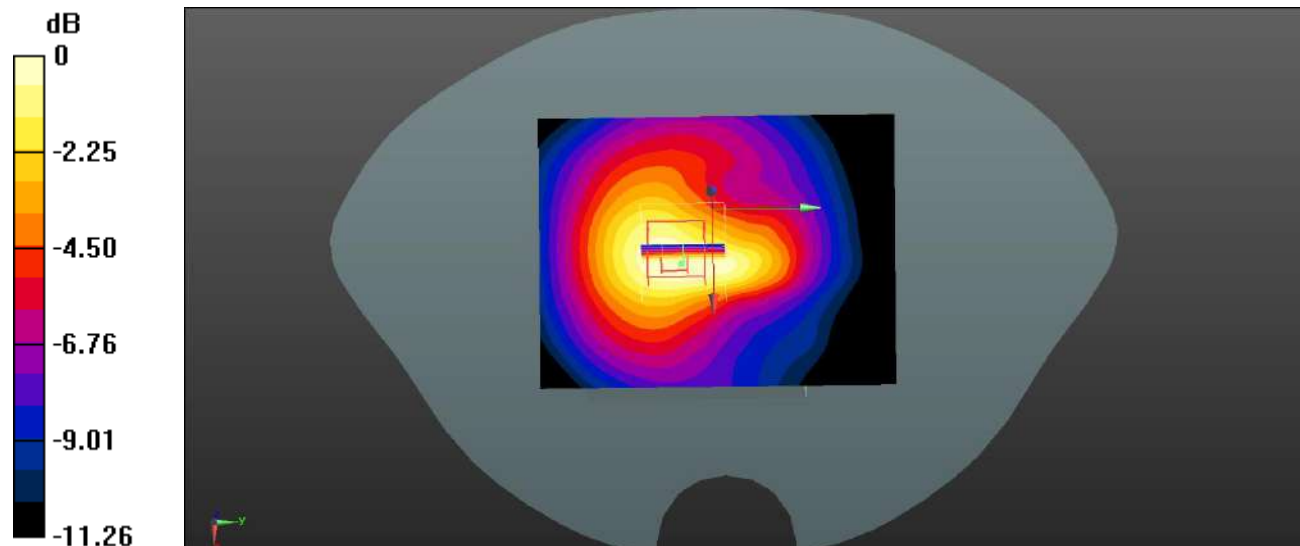
Body Bottom/LTE Band 5 1RB Mid/Zoom Scan (5x5x7)/Cube 0: Measurement grid: dx=8mm, dy=8mm, dz=5mm

Reference Value = 9.176 V/m; Power Drift = -0.10 dB

Peak SAR (extrapolated) = 0.111 W/kg

SAR(1 g) = 0.075 W/kg; SAR(10 g) = 0.049 W/kg

Maximum value of SAR (measured) = 0.0807 W/kg



0 dB = 0.0807 W/kg = -10.93 dBW/kg

Plot 98#: LTE Band 5 50%RB_ Body Bottom_Mid**DUT: BISON GT2; Type: Smart Phone; Serial: SZ1220402-12151E-SA-S1**

Communication System: UID 0, Generic FDD-LTE (0); Frequency: 836.5 MHz; Duty Cycle: 1:1

Medium parameters used (interpolated): $f = 836.5$ MHz; $\sigma = 0.917$ S/m; $\epsilon_r = 42.838$; $\rho = 1000$ kg/m³

Phantom section: Flat Section

DASY5 Configuration:

- Probe: EX3DV4 - SN3619; ConvF(8.63, 8.63, 8.63) @ 836.5 MHz;
- Sensor-Surface: 4mm (Mechanical Surface Detection)
- Electronics: DAE4 Sn1211; Calibrated: 2022/03/01
- Phantom: Twin SAM; Type: QD000P40CD; Serial: 1744
- Measurement SW: DASY52, Version 52.10 (2);

Body Bottom/LTE Band 5 50%RB Mid/Area Scan (71x91x1): Interpolated grid: dx=1.500 mm, dy=1.500 mm

Maximum value of SAR (interpolated) = 0.0622 W/kg

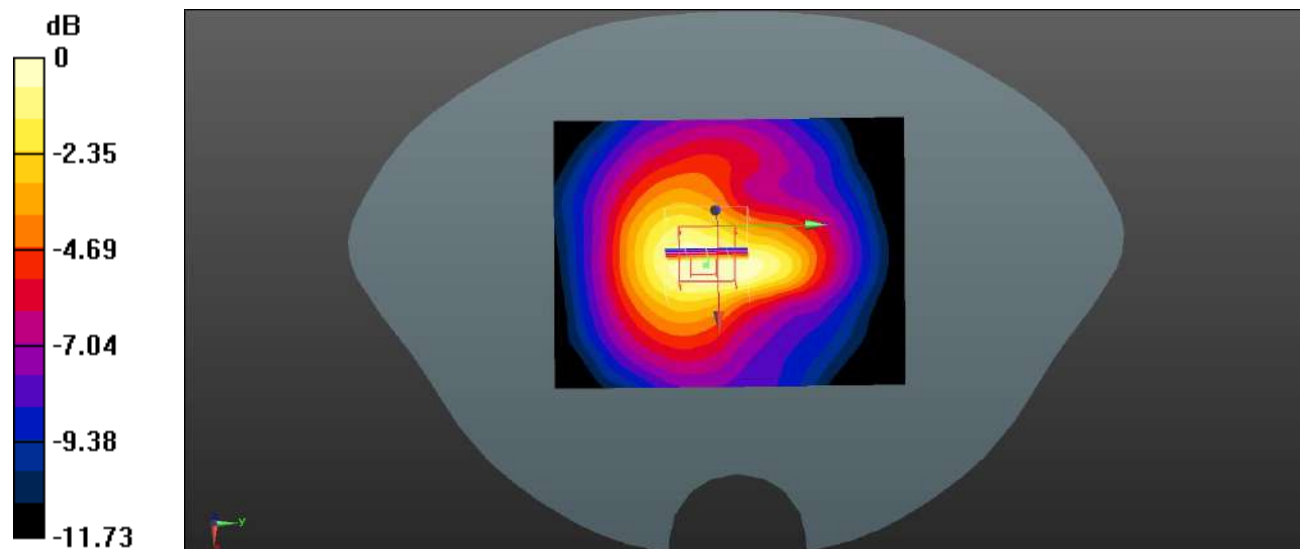
Body Bottom/LTE Band 5 50%RB Mid/Zoom Scan (5x5x7)/Cube 0: Measurement grid: dx=8mm, dy=8mm, dz=5mm

Reference Value = 8.213 V/m; Power Drift = -0.10 dB

Peak SAR (extrapolated) = 0.0840 W/kg

SAR(1 g) = 0.057 W/kg; SAR(10 g) = 0.036 W/kg

Maximum value of SAR (measured) = 0.0610 W/kg



0 dB = 0.0610 W/kg = -12.15 dBW/kg

Plot 99#: LTE Band 12 1RB_ Head Left Cheek_Mid**DUT: BISON GT2; Type: Smart Phone; Serial: SZ1220402-12151E-SA-S1**

Communication System: UID 0, Generic FDD-LTE (0); Frequency: 707.5 MHz; Duty Cycle: 1:1

Medium parameters used (interpolated): $f = 707.5$ MHz; $\sigma = 0.876$ S/m; $\epsilon_r = 43.291$; $\rho = 1000$ kg/m³

Phantom section: Left Section

DASY5 Configuration:

- Probe: EX3DV4 - SN3619; ConvF(8.63, 8.63, 8.63) @ 707.5 MHz;
- Sensor-Surface: 4mm (Mechanical Surface Detection)
- Electronics: DAE4 Sn1211; Calibrated: 2022/03/01
- Phantom: Twin SAM; Type: QD000P40CD; Serial: 1744
- Measurement SW: DASY52, Version 52.10 (2);

Head Left Cheek/LTE Band 12 1RB Mid/Area Scan (71x91x1): Interpolated grid: dx=1.500 mm, dy=1.500 mm

Maximum value of SAR (interpolated) = 0.0952 W/kg

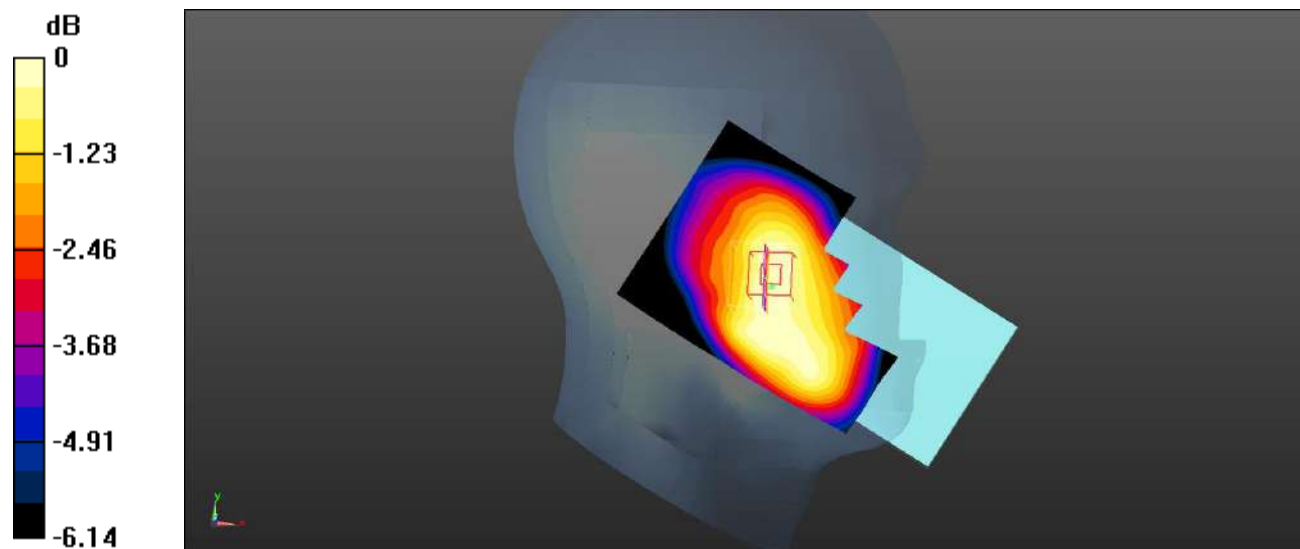
Head Left Cheek/LTE Band 12 1RB Mid/Zoom Scan (5x5x7)/Cube 0: Measurement grid: dx=8mm, dy=8mm, dz=5mm

Reference Value = 4.981 V/m; Power Drift = -0.12 dB

Peak SAR (extrapolated) = 0.117 W/kg

SAR(1 g) = 0.091 W/kg; SAR(10 g) = 0.070 W/kg

Maximum value of SAR (measured) = 0.0930 W/kg



0 dB = 0.0930 W/kg = -10.32 dBW/kg

Plot 100#: LTE Band 12 50%RB_ Head Left Cheek_Mid**DUT: BISON GT2; Type: Smart Phone; Serial: SZ1220402-12151E-SA-S1**

Communication System: UID 0, Generic FDD-LTE (0); Frequency: 707.5 MHz; Duty Cycle: 1:1

Medium parameters used (interpolated): $f = 707.5$ MHz; $\sigma = 0.876$ S/m; $\epsilon_r = 43.291$; $\rho = 1000$ kg/m³

Phantom section: Left Section

DASY5 Configuration:

- Probe: EX3DV4 - SN3619; ConvF(8.63, 8.63, 8.63) @ 707.5 MHz;
- Sensor-Surface: 4mm (Mechanical Surface Detection)
- Electronics: DAE4 Sn1211; Calibrated: 2022/03/01
- Phantom: Twin SAM; Type: QD000P40CD; Serial: 1744
- Measurement SW: DASY52, Version 52.10 (2);

Head Left Cheek/LTE Band 12 50%RB Mid/Area Scan (71x91x1): Interpolated grid: dx=1.500 mm, dy=1.500 mm

Maximum value of SAR (interpolated) = 0.0649 W/kg

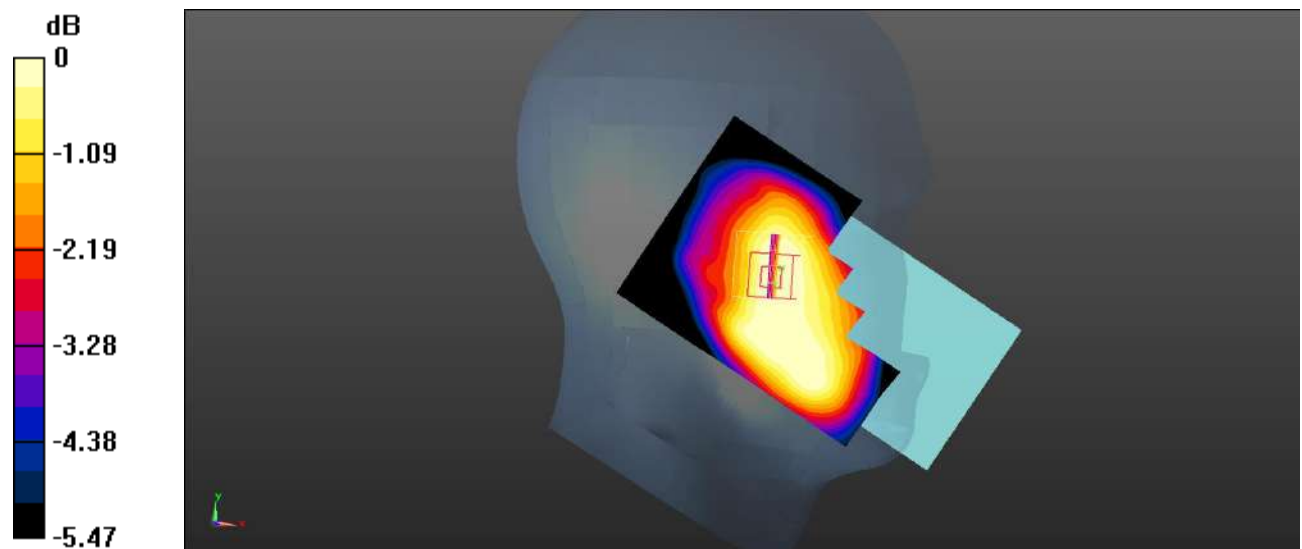
Head Left Cheek/LTE Band 12 50%RB Mid/Zoom Scan (5x5x7)/Cube 0: Measurement grid: dx=8mm, dy=8mm, dz=5mm

Reference Value = 3.952 V/m; Power Drift = -0.05 dB

Peak SAR (extrapolated) = 0.0780 W/kg

SAR(1 g) = 0.060 W/kg; SAR(10 g) = 0.047 W/kg

Maximum value of SAR (measured) = 0.0609 W/kg



0 dB = 0.0609 W/kg = -12.15 dBW/kg

Plot 101#: LTE Band 12 1RB_ Head Left Tilt_Mid**DUT: BISON GT2; Type: Smart Phone; Serial: SZ1220402-12151E-SA-S1**

Communication System: UID 0, Generic FDD-LTE (0); Frequency: 707.5 MHz; Duty Cycle: 1:1

Medium parameters used (interpolated): $f = 707.5$ MHz; $\sigma = 0.876$ S/m; $\epsilon_r = 43.291$; $\rho = 1000$ kg/m³

Phantom section: Left Section

DASY5 Configuration:

- Probe: EX3DV4 - SN3619; ConvF(8.63, 8.63, 8.63) @ 707.5 MHz;
- Sensor-Surface: 4mm (Mechanical Surface Detection)
- Electronics: DAE4 Sn1211; Calibrated: 2022/03/01
- Phantom: Twin SAM; Type: QD000P40CD; Serial: 1744
- Measurement SW: DASY52, Version 52.10 (2);

Head Left Tilt/LTE Band 12 1RB Mid/Area Scan (71x91x1): Interpolated grid: dx=1.500 mm, dy=1.500 mm

Maximum value of SAR (interpolated) = 0.0843 W/kg

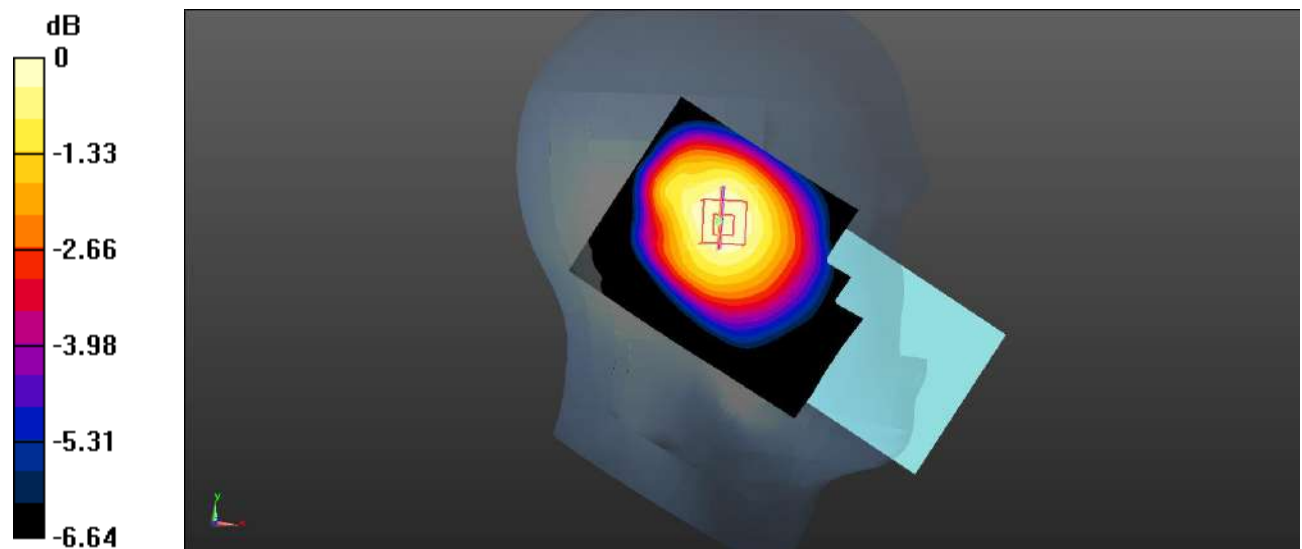
Head Left Tilt/LTE Band 12 1RB Mid/Zoom Scan (5x5x7)/Cube 0: Measurement grid: dx=8mm, dy=8mm, dz=5mm

Reference Value = 8.005 V/m; Power Drift = 0.15 dB

Peak SAR (extrapolated) = 0.100 W/kg

SAR(1 g) = 0.081 W/kg; SAR(10 g) = 0.061 W/kg

Maximum value of SAR (measured) = 0.0819 W/kg



0 dB = 0.0819 W/kg = -10.87 dBW/kg

Plot 102#: LTE Band 12 50%RB_ Head Left Tilt_Mid**DUT: BISON GT2; Type: Smart Phone; Serial: SZ1220402-12151E-SA-S1**

Communication System: UID 0, Generic FDD-LTE (0); Frequency: 707.5 MHz; Duty Cycle: 1:1

Medium parameters used (interpolated): $f = 707.5$ MHz; $\sigma = 0.876$ S/m; $\epsilon_r = 43.291$; $\rho = 1000$ kg/m³

Phantom section: Left Section

DASY5 Configuration:

- Probe: EX3DV4 - SN3619; ConvF(8.63, 8.63, 8.63) @ 707.5 MHz;
- Sensor-Surface: 4mm (Mechanical Surface Detection)
- Electronics: DAE4 Sn1211; Calibrated: 2022/03/01
- Phantom: Twin SAM; Type: QD000P40CD; Serial: 1744
- Measurement SW: DASY52, Version 52.10 (2);

Head Left Tilt/LTE Band 12 50%RB Mid/Area Scan (71x91x1): Interpolated grid: dx=1.500 mm, dy=1.500 mm

Maximum value of SAR (interpolated) = 0.0636 W/kg

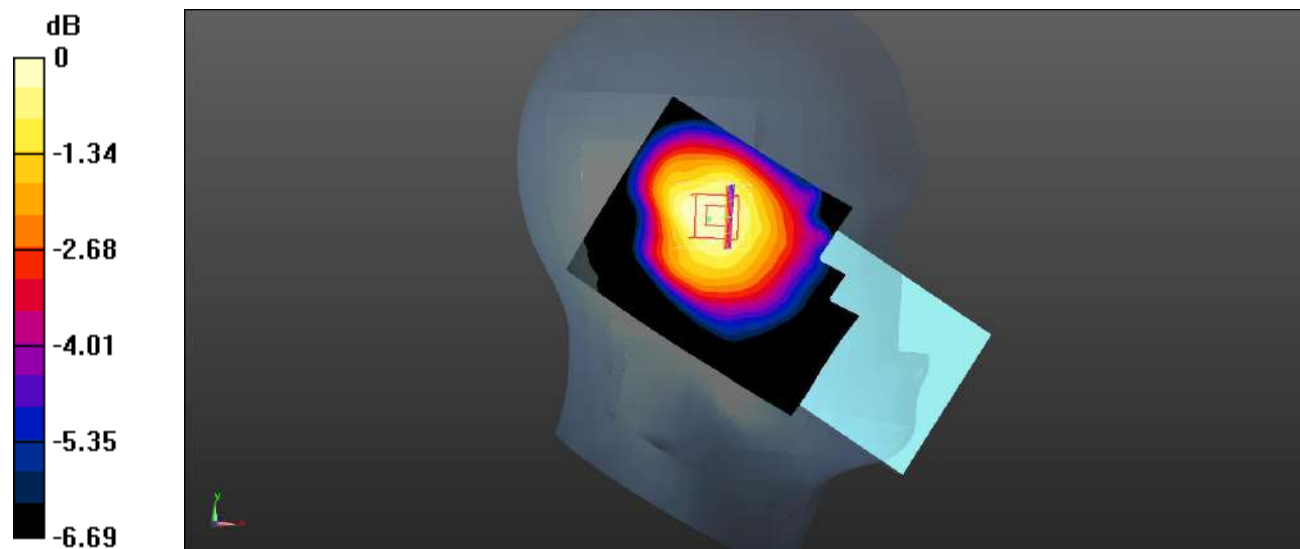
Head Left Tilt/LTE Band 12 50%RB Mid/Zoom Scan (5x5x7)/Cube 0: Measurement grid: dx=8mm, dy=8mm, dz=5mm

Reference Value = 6.512 V/m; Power Drift = 0.06 dB

Peak SAR (extrapolated) = 0.0740 W/kg

SAR(1 g) = 0.060 W/kg; SAR(10 g) = 0.046 W/kg

Maximum value of SAR (measured) = 0.0612 W/kg



0 dB = 0.0612 W/kg = -12.13 dBW/kg

Plot 103#: LTE Band 12 1RB_ Head Right Cheek_Low**DUT: BISON GT2; Type: Smart Phone; Serial: SZ1220402-12151E-SA-S1**

Communication System: UID 0, Generic FDD-LTE (0); Frequency: 704 MHz; Duty Cycle: 1:1

Medium parameters used (interpolated): $f = 704$ MHz; $\sigma = 0.878$ S/m; $\epsilon_r = 43.361$; $\rho = 1000$ kg/m³

Phantom section: Right Section

DASY5 Configuration:

- Probe: EX3DV4 - SN3619; ConvF(8.63, 8.63, 8.63) @ 703 MHz;
- Sensor-Surface: 4mm (Mechanical Surface Detection)
- Electronics: DAE4 Sn1211; Calibrated: 2022/03/01
- Phantom: Twin SAM; Type: QD000P40CD; Serial: 1744
- Measurement SW: DASY52, Version 52.10 (2);

Head Right Cheek/LTE Band 12 1RB Low/Area Scan (71x91x1): Interpolated grid: dx=1.500 mm, dy=1.500 mm

Maximum value of SAR (interpolated) = 0.124 W/kg

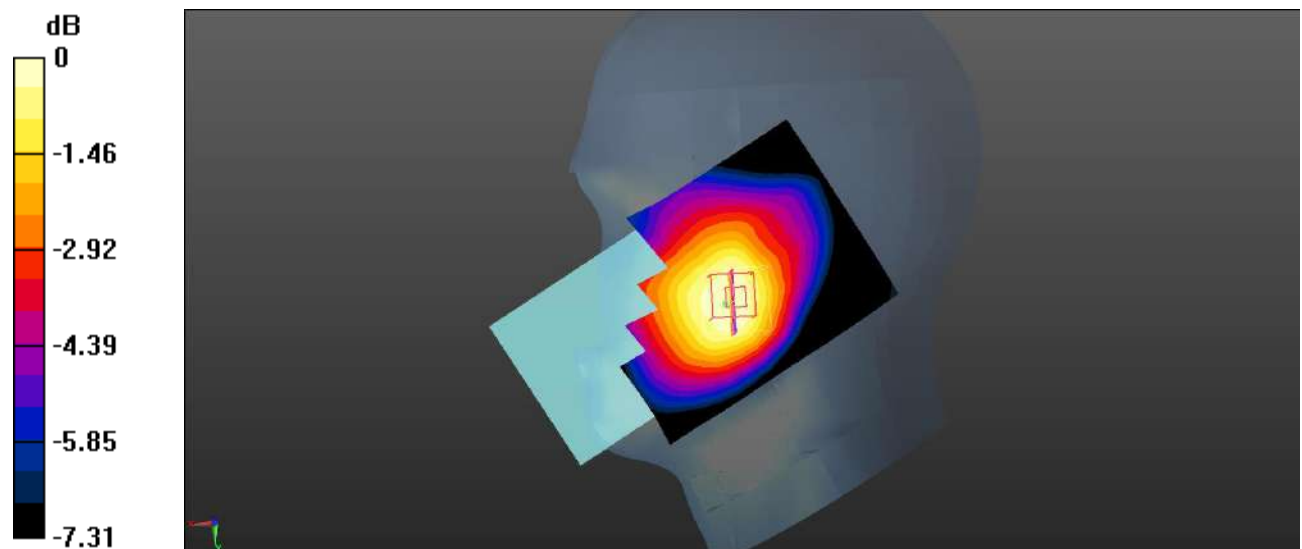
Head Right Cheek/LTE Band 12 1RB Low/Zoom Scan (5x5x7)/Cube 0: Measurement grid: dx=8mm, dy=8mm, dz=5mm

Reference Value = 5.563 V/m; Power Drift = 0.07 dB

Peak SAR (extrapolated) = 0.154 W/kg

SAR(1 g) = 0.122 W/kg; SAR(10 g) = 0.092 W/kg

Maximum value of SAR (measured) = 0.123 W/kg



0 dB = 0.123 W/kg = -9.10 dBW/kg

Plot 104#: LTE Band 12 1RB_ Head Right Cheek_Mid**DUT: BISON GT2; Type: Smart Phone; Serial: SZ1220402-12151E-SA-S1**

Communication System: UID 0, Generic FDD-LTE (0); Frequency: 707.5 MHz; Duty Cycle: 1:1

Medium parameters used (interpolated): $f = 707.5$ MHz; $\sigma = 0.876$ S/m; $\epsilon_r = 43.291$; $\rho = 1000$ kg/m³

Phantom section: Right Section

DASY5 Configuration:

- Probe: EX3DV4 - SN3619; ConvF(8.63, 8.63, 8.63) @ 707.5 MHz;
- Sensor-Surface: 4mm (Mechanical Surface Detection)
- Electronics: DAE4 Sn1211; Calibrated: 2022/03/01
- Phantom: Twin SAM; Type: QD000P40CD; Serial: 1744
- Measurement SW: DASY52, Version 52.10 (2);

Head Right Cheek/LTE Band 12 1RB Mid/Area Scan (71x91x1): Interpolated grid: dx=1.500 mm, dy=1.500 mm

Maximum value of SAR (interpolated) = 0.116 W/kg


Head Right Cheek/LTE Band 12 1RB Mid/Zoom Scan (5x5x7)/Cube 0: Measurement grid: dx=8mm, dy=8mm, dz=5mm

Reference Value = 4.454 V/m; Power Drift = 0.20 dB

Peak SAR (extrapolated) = 0.138 W/kg

SAR(1 g) = 0.112 W/kg; SAR(10 g) = 0.084 W/kg

Maximum value of SAR (measured) = 0.114 W/kg



0 dB = 0.114 W/kg = -9.43 dBW/kg

Plot 105#: LTE Band 12 1RB_ Head Right Cheek_High**DUT: BISON GT2; Type: Smart Phone; Serial: SZ1220402-12151E-SA-S1**

Communication System: UID 0, Generic FDD-LTE (0); Frequency: 711 MHz; Duty Cycle: 1:1

Medium parameters used (interpolated): $f = 711$ MHz; $\sigma = 0.882$ S/m; $\epsilon_r = 43.305$; $\rho = 1000$ kg/m³

Phantom section: Right Section

DASY5 Configuration:

- Probe: EX3DV4 - SN3619; ConvF(8.63, 8.63, 8.63) @ 711 MHz;
- Sensor-Surface: 4mm (Mechanical Surface Detection)
- Electronics: DAE4 Sn1211; Calibrated: 2022/03/01
- Phantom: Twin SAM; Type: QD000P40CD; Serial: 1744
- Measurement SW: DASY52, Version 52.10 (2);

Head Right Cheek/LTE Band 12 1RB High/Area Scan (71x91x1): Interpolated grid: dx=1.500 mm, dy=1.500 mm

Maximum value of SAR (interpolated) = 0.101 W/kg


Head Right Cheek/LTE Band 12 1RB High/Zoom Scan (5x5x7)/Cube 0: Measurement grid: dx=8mm, dy=8mm, dz=5mm

Reference Value = 4.672 V/m; Power Drift = -0.06 dB

Peak SAR (extrapolated) = 0.122 W/kg

SAR(1 g) = 0.098 W/kg; SAR(10 g) = 0.073 W/kg

Maximum value of SAR (measured) = 0.100 W/kg



0 dB = 0.100 W/kg = -10.00 dBW/kg

Plot 106#: LTE Band 12 50%RB_ Head Right Cheek_Mid**DUT: BISON GT2; Type: Smart Phone; Serial: SZ1220402-12151E-SA-S1**

Communication System: UID 0, Generic FDD-LTE (0); Frequency: 707.5 MHz; Duty Cycle: 1:1

Medium parameters used (interpolated): $f = 707.5$ MHz; $\sigma = 0.876$ S/m; $\epsilon_r = 43.291$; $\rho = 1000$ kg/m³

Phantom section: Right Section

DASY5 Configuration:

- Probe: EX3DV4 - SN3619; ConvF(8.63, 8.63, 8.63) @ 707.5 MHz;
- Sensor-Surface: 4mm (Mechanical Surface Detection)
- Electronics: DAE4 Sn1211; Calibrated: 2022/03/01
- Phantom: Twin SAM; Type: QD000P40CD; Serial: 1744
- Measurement SW: DASY52, Version 52.10 (2);

Head Right Cheek/LTE Band 12 50%RB Mid/Area Scan (71x91x1): Interpolated grid: dx=1.500 mm, dy=1.500 mm

Maximum value of SAR (interpolated) = 0.0837 W/kg


Head Right Cheek/LTE Band 12 50%RB Mid/Zoom Scan (5x5x7)/Cube 0: Measurement grid: dx=8mm, dy=8mm, dz=5mm

Reference Value = 4.621 V/m; Power Drift = -0.20 dB

Peak SAR (extrapolated) = 0.0970 W/kg

SAR(1 g) = 0.078 W/kg; SAR(10 g) = 0.059 W/kg

Maximum value of SAR (measured) = 0.0804 W/kg



0 dB = 0.0804 W/kg = -10.95 dBW/kg

Plot 107#: LTE Band 12 1RB_ Head Right Tilt_Mid**DUT: BISON GT2; Type: Smart Phone; Serial: SZ1220402-12151E-SA-S1**

Communication System: UID 0, Generic FDD-LTE (0); Frequency: 707.5 MHz; Duty Cycle: 1:1

Medium parameters used (interpolated): $f = 707.5$ MHz; $\sigma = 0.876$ S/m; $\epsilon_r = 43.291$; $\rho = 1000$ kg/m³

Phantom section: Right Section

DASY5 Configuration:

- Probe: EX3DV4 - SN3619; ConvF(8.63, 8.63, 8.63) @ 707.5 MHz;
- Sensor-Surface: 4mm (Mechanical Surface Detection)
- Electronics: DAE4 Sn1211; Calibrated: 2022/03/01
- Phantom: Twin SAM; Type: QD000P40CD; Serial: 1744
- Measurement SW: DASY52, Version 52.10 (2);

Head Right Tilt/LTE Band 12 1RB Mid/Area Scan (71x91x1): Interpolated grid: dx=1.500 mm, dy=1.500 mm

Maximum value of SAR (interpolated) = 0.0773 W/kg

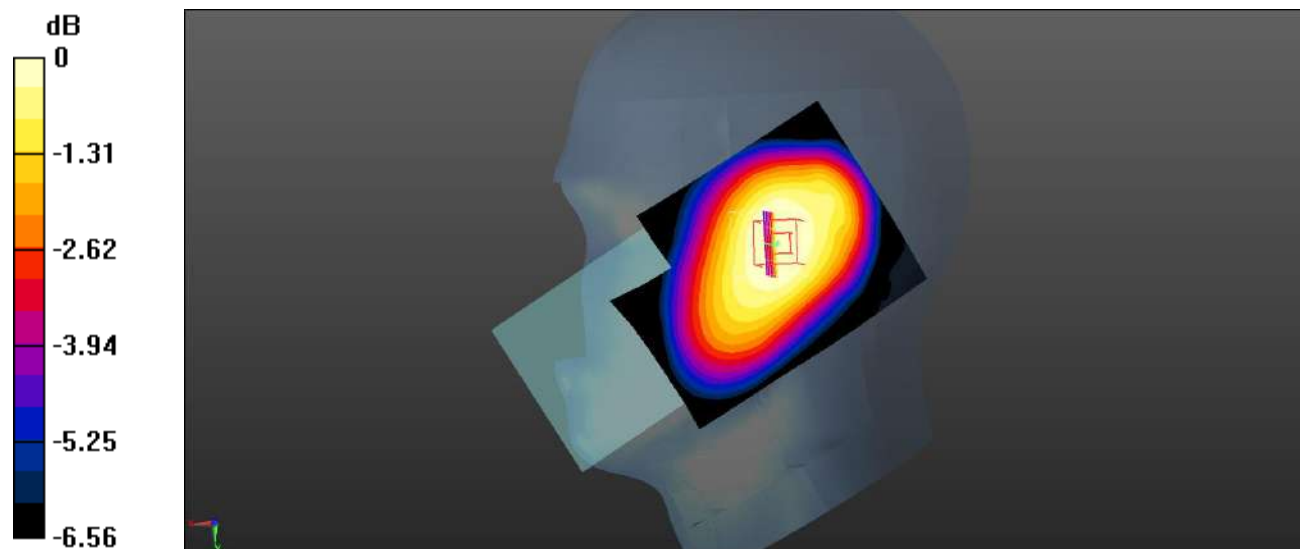
Head Right Tilt/LTE Band 12 1RB Mid/Zoom Scan (5x5x7)/Cube 0: Measurement grid: dx=8mm, dy=8mm, dz=5mm

Reference Value = 8.071 V/m; Power Drift = 0.17 dB

Peak SAR (extrapolated) = 0.0890 W/kg

SAR(1 g) = 0.071 W/kg; SAR(10 g) = 0.054 W/kg

Maximum value of SAR (measured) = 0.0723 W/kg



0 dB = 0.0723 W/kg = -11.41 dBW/kg

Plot 108#: LTE Band 12 50%RB_ Head Right Tilt_Mid**DUT: BISON GT2; Type: Smart Phone; Serial: SZ1220402-12151E-SA-S1**

Communication System: UID 0, Generic FDD-LTE (0); Frequency: 707.5 MHz; Duty Cycle: 1:1

Medium parameters used (interpolated): $f = 707.5$ MHz; $\sigma = 0.876$ S/m; $\epsilon_r = 43.291$; $\rho = 1000$ kg/m³

Phantom section: Right Section

DASY5 Configuration:

- Probe: EX3DV4 - SN3619; ConvF(8.63, 8.63, 8.63) @ 707.5 MHz;
- Sensor-Surface: 4mm (Mechanical Surface Detection)
- Electronics: DAE4 Sn1211; Calibrated: 2022/03/01
- Phantom: Twin SAM; Type: QD000P40CD; Serial: 1744
- Measurement SW: DASY52, Version 52.10 (2);

Head Right Tilt/LTE Band 12 50%RB Mid/Area Scan (71x91x1): Interpolated grid: dx=1.500 mm, dy=1.500 mm

Maximum value of SAR (interpolated) = 0.0523 W/kg


Head Right Tilt/LTE Band 12 50%RB Mid/Zoom Scan (5x5x7)/Cube 0: Measurement grid: dx=8mm, dy=8mm, dz=5mm

Reference Value = 6.890 V/m; Power Drift = 0.12 dB

Peak SAR (extrapolated) = 0.0620 W/kg

SAR(1 g) = 0.050 W/kg; SAR(10 g) = 0.038 W/kg

Maximum value of SAR (measured) = 0.0508 W/kg



0 dB = 0.0508 W/kg = -12.94 dBW/kg

Plot 109#: LTE Band 12 1RB_ Body Front_Low**DUT: BISON GT2; Type: Smart Phone; Serial: SZ1220402-12151E-SA-S1**

Communication System: UID 0, Generic FDD-LTE (0); Frequency: 704 MHz; Duty Cycle: 1:1

Medium parameters used (interpolated): $f = 704$ MHz; $\sigma = 0.878$ S/m; $\epsilon_r = 43.361$; $\rho = 1000$ kg/m³

Phantom section: Flat Section

DASY5 Configuration:

- Probe: EX3DV4 - SN3619; ConvF(8.63, 8.63, 8.63) @ 704 MHz;
- Sensor-Surface: 4mm (Mechanical Surface Detection)
- Electronics: DAE4 Sn1211; Calibrated: 2022/03/01
- Phantom: Twin SAM; Type: QD000P40CD; Serial: 1744
- Measurement SW: DASY52, Version 52.10 (2);

Body Front/LTE Band 12 1RB Low/Area Scan (71x91x1): Interpolated grid: dx=1.500 mm, dy=1.500 mm

Maximum value of SAR (interpolated) = 0.186 W/kg

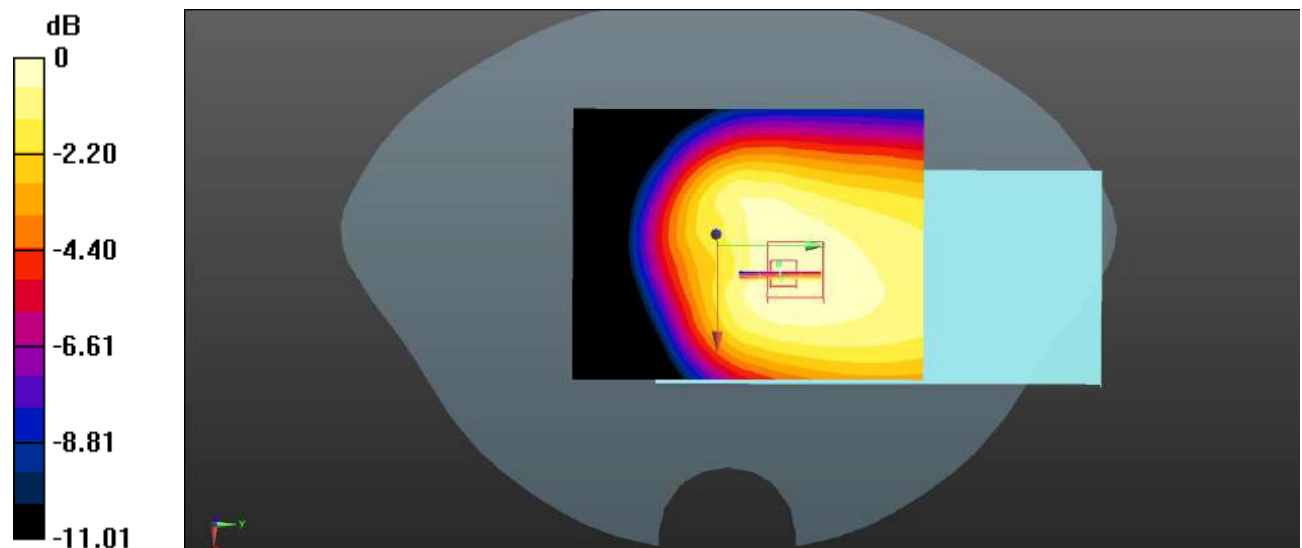
Body Front/LTE Band 12 1RB Low/Zoom Scan (5x5x7)/Cube 0: Measurement grid: dx=8mm, dy=8mm, dz=5mm

Reference Value = 11.94 V/m; Power Drift = 0.00 dB

Peak SAR (extrapolated) = 0.236 W/kg

SAR(1 g) = 0.183 W/kg; SAR(10 g) = 0.139 W/kg

Maximum value of SAR (measured) = 0.187 W/kg



0 dB = 0.187 W/kg = -7.28 dBW/kg

Plot 110#: LTE Band 12 1RB_ Body Front_Mid**DUT: BISON GT2; Type: Smart Phone; Serial: SZ1220402-12151E-SA-S1**

Communication System: UID 0, Generic FDD-LTE (0); Frequency: 707.5 MHz; Duty Cycle: 1:1

Medium parameters used (interpolated): $f = 707.5$ MHz; $\sigma = 0.876$ S/m; $\epsilon_r = 43.291$; $\rho = 1000$ kg/m³

Phantom section: Flat Section

DASY5 Configuration:

- Probe: EX3DV4 - SN3619; ConvF(8.63, 8.63, 8.63) @ 707.5 MHz;
- Sensor-Surface: 4mm (Mechanical Surface Detection)
- Electronics: DAE4 Sn1211; Calibrated: 2022/03/01
- Phantom: Twin SAM; Type: QD000P40CD; Serial: 1744
- Measurement SW: DASY52, Version 52.10 (2);

Body Front/LTE Band 12 1RB Mid/Area Scan (71x91x1): Interpolated grid: dx=1.500 mm, dy=1.500 mm

Maximum value of SAR (interpolated) = 0.231 W/kg

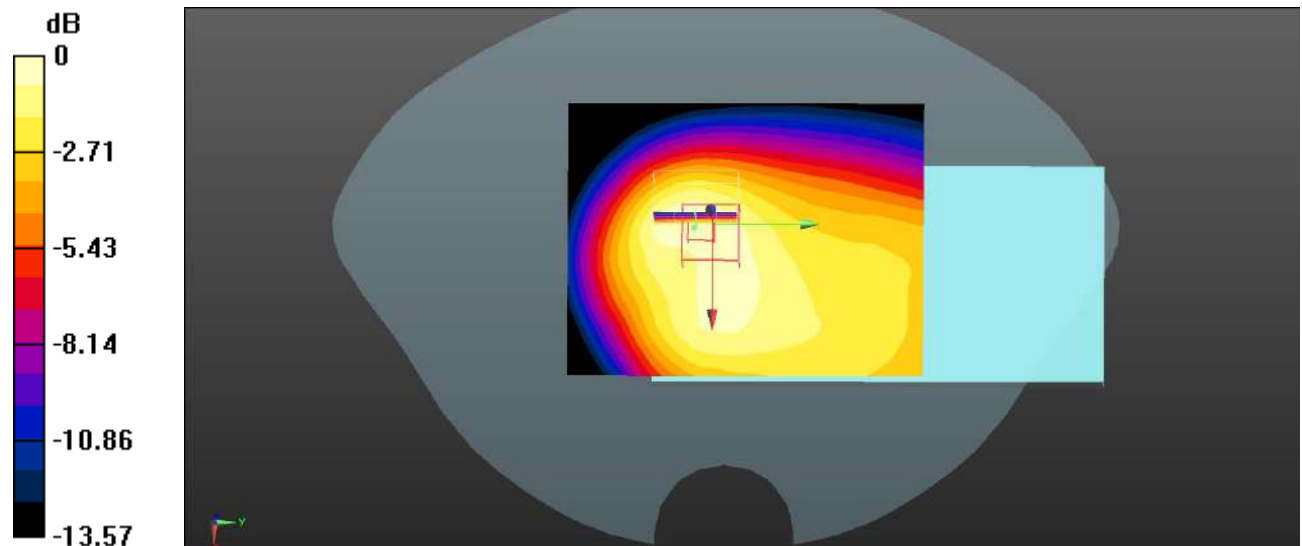
Body Front/LTE Band 12 1RB Mid/Zoom Scan (5x5x7)/Cube 0: Measurement grid: dx=8mm, dy=8mm, dz=5mm

Reference Value = 15.79 V/m; Power Drift = -0.05 dB

Peak SAR (extrapolated) = 0.337 W/kg

SAR(1 g) = 0.215 W/kg; SAR(10 g) = 0.139 W/kg

Maximum value of SAR (measured) = 0.227 W/kg



0 dB = 0.227 W/kg = -6.44 dBW/kg

Plot 111#: LTE Band 12 1RB_ Body Front_High**DUT: BISON GT2; Type: Smart Phone; Serial: SZ1220402-12151E-SA-S1**

Communication System: UID 0, Generic FDD-LTE (0); Frequency: 711 MHz; Duty Cycle: 1:1

Medium parameters used (interpolated): $f = 711$ MHz; $\sigma = 0.882$ S/m; $\epsilon_r = 43.305$; $\rho = 1000$ kg/m³

Phantom section: Flat Section

DASY5 Configuration:

- Probe: EX3DV4 - SN3619; ConvF(8.63, 8.63, 8.63) @ 711 MHz;
- Sensor-Surface: 4mm (Mechanical Surface Detection)
- Electronics: DAE4 Sn1211; Calibrated: 2022/03/01
- Phantom: Twin SAM; Type: QD000P40CD; Serial: 1744
- Measurement SW: DASY52, Version 52.10 (2);

Body Front/LTE Band 12 1RB High/Area Scan (71x91x1): Interpolated grid: dx=1.500 mm, dy=1.500 mm

Maximum value of SAR (interpolated) = 0.201 W/kg

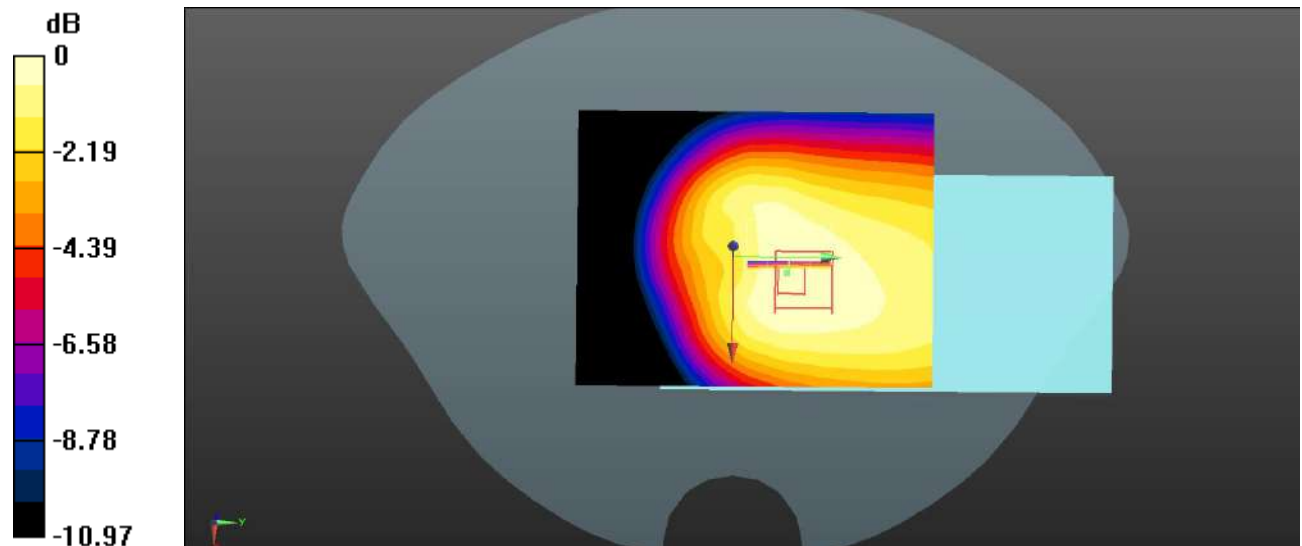
Body Front/LTE Band 12 1RB High/Zoom Scan (5x5x7)/Cube 0: Measurement grid: dx=8mm, dy=8mm, dz=5mm

Reference Value = 12.16 V/m; Power Drift = 0.00 dB

Peak SAR (extrapolated) = 0.252 W/kg

SAR(1 g) = 0.196 W/kg; SAR(10 g) = 0.148 W/kg

Maximum value of SAR (measured) = 0.200 W/kg



0 dB = 0.200 W/kg = -6.99 dBW/kg

Plot 112#: LTE Band 12 50%RB_ Body Front_Mid**DUT: BISON GT2; Type: Smart Phone; Serial: SZ1220402-12151E-SA-S1**

Communication System: UID 0, Generic FDD-LTE (0); Frequency: 707.5 MHz; Duty Cycle: 1:1

Medium parameters used (interpolated): $f = 707.5$ MHz; $\sigma = 0.876$ S/m; $\epsilon_r = 43.291$; $\rho = 1000$ kg/m³

Phantom section: Flat Section

DASY5 Configuration:

- Probe: EX3DV4 - SN3619; ConvF(8.63, 8.63, 8.63) @ 707.5 MHz;
- Sensor-Surface: 4mm (Mechanical Surface Detection)
- Electronics: DAE4 Sn1211; Calibrated: 2022/03/01
- Phantom: Twin SAM; Type: QD000P40CD; Serial: 1744
- Measurement SW: DASY52, Version 52.10 (2);

Body Front/LTE Band 12 50%RB Mid/Area Scan (71x91x1): Interpolated grid: dx=1.500 mm, dy=1.500 mm

Maximum value of SAR (interpolated) = 0.176 W/kg

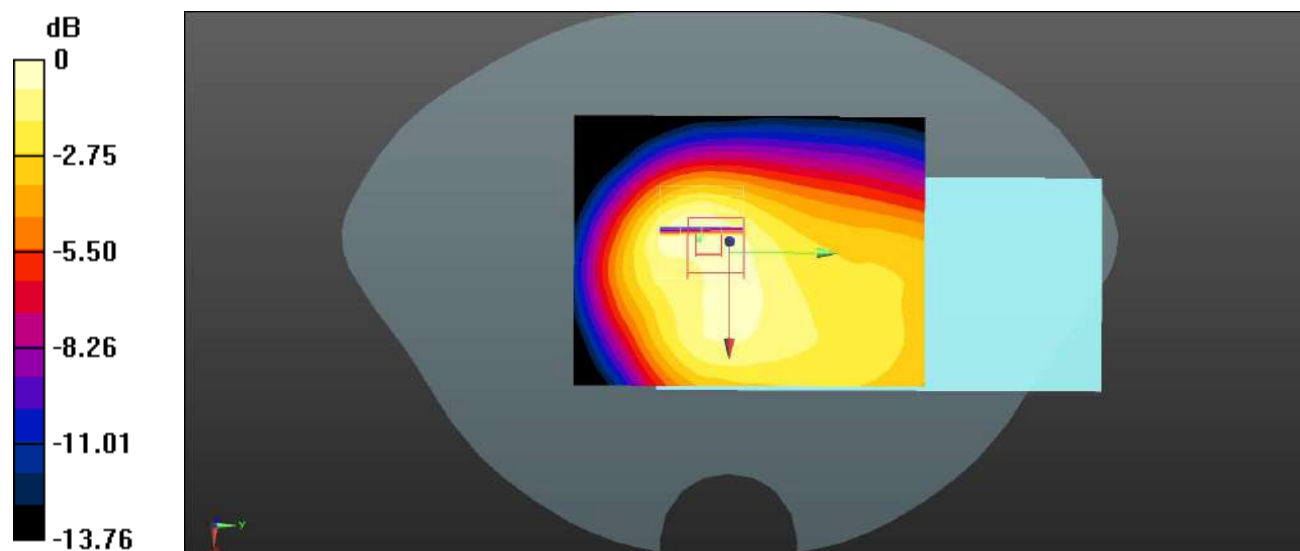
Body Front/LTE Band 12 50%RB Mid/Zoom Scan (5x5x7)/Cube 0: Measurement grid: dx=8mm, dy=8mm, dz=5mm

Reference Value = 13.82 V/m; Power Drift = -0.01 dB

Peak SAR (extrapolated) = 0.260 W/kg

SAR(1 g) = 0.166 W/kg; SAR(10 g) = 0.107 W/kg

Maximum value of SAR (measured) = 0.175 W/kg



0 dB = 0.175 W/kg = -7.57 dBW/kg

Plot 113#: LTE Band 12 1RB_ Body Back_Mid**DUT: BISON GT2; Type: Smart Phone; Serial: SZ1220402-12151E-SA-S1**

Communication System: UID 0, Generic FDD-LTE (0); Frequency: 707.5 MHz; Duty Cycle: 1:1

Medium parameters used (interpolated): $f = 707.5$ MHz; $\sigma = 0.876$ S/m; $\epsilon_r = 43.291$; $\rho = 1000$ kg/m³

Phantom section: Flat Section

DASY5 Configuration:

- Probe: EX3DV4 - SN3619; ConvF(8.63, 8.63, 8.63) @ 707.5 MHz;
- Sensor-Surface: 4mm (Mechanical Surface Detection)
- Electronics: DAE4 Sn1211; Calibrated: 2022/03/01
- Phantom: Twin SAM; Type: QD000P40CD; Serial: 1744
- Measurement SW: DASY52, Version 52.10 (2);

Body Back/LTE Band 12 1RB Mid/Area Scan (71x91x1): Interpolated grid: dx=1.500 mm, dy=1.500 mm

Maximum value of SAR (interpolated) = 0.216 W/kg

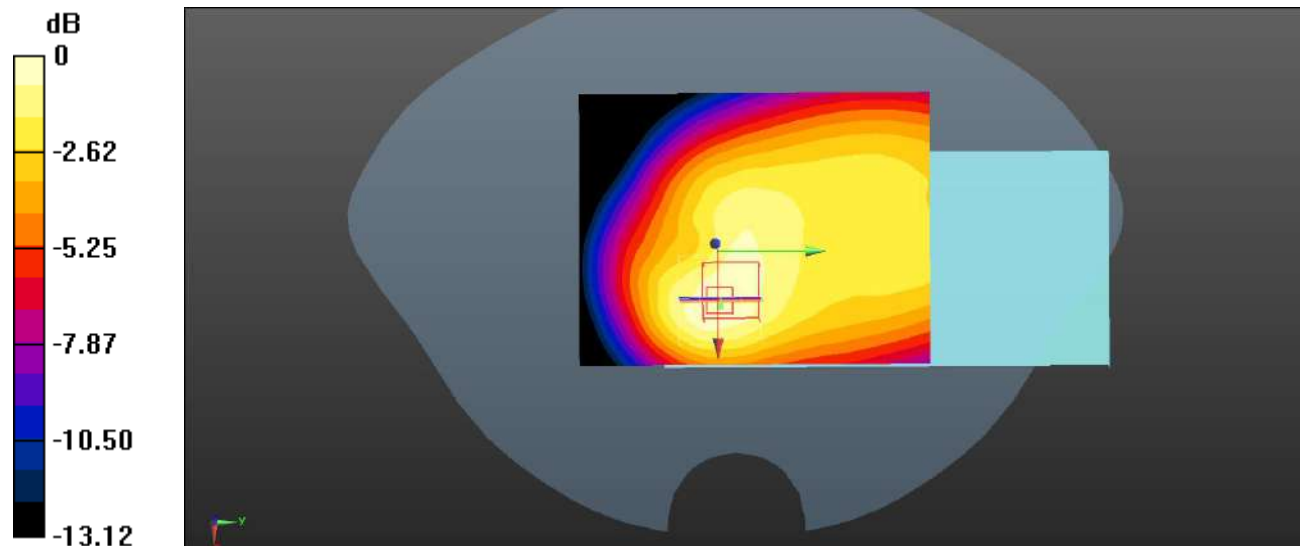
Body Back/LTE Band 12 1RB Mid/Zoom Scan (5x5x7)/Cube 0: Measurement grid: dx=8mm, dy=8mm, dz=5mm

Reference Value = 14.41 V/m; Power Drift = -0.03 dB

Peak SAR (extrapolated) = 0.325 W/kg

SAR(1 g) = 0.209 W/kg; SAR(10 g) = 0.133 W/kg

Maximum value of SAR (measured) = 0.220 W/kg



0 dB = 0.220 W/kg = -6.58 dBW/kg

Plot 114#: LTE Band 12 50%RB_ Body Back_Mid**DUT: BISON GT2; Type: Smart Phone; Serial: SZ1220402-12151E-SA-S1**

Communication System: UID 0, Generic FDD-LTE (0); Frequency: 707.5 MHz; Duty Cycle: 1:1

Medium parameters used (interpolated): $f = 707.5$ MHz; $\sigma = 0.876$ S/m; $\epsilon_r = 43.291$; $\rho = 1000$ kg/m³

Phantom section: Flat Section

DASY5 Configuration:

- Probe: EX3DV4 - SN3619; ConvF(8.63, 8.63, 8.63) @ 707.5 MHz;
- Sensor-Surface: 4mm (Mechanical Surface Detection)
- Electronics: DAE4 Sn1211; Calibrated: 2022/03/01
- Phantom: Twin SAM; Type: QD000P40CD; Serial: 1744
- Measurement SW: DASY52, Version 52.10 (2);

Body Back/LTE Band 12 50%RB Mid/Area Scan (71x91x1): Interpolated grid: dx=1.500 mm, dy=1.500 mm

Maximum value of SAR (interpolated) = 0.151 W/kg

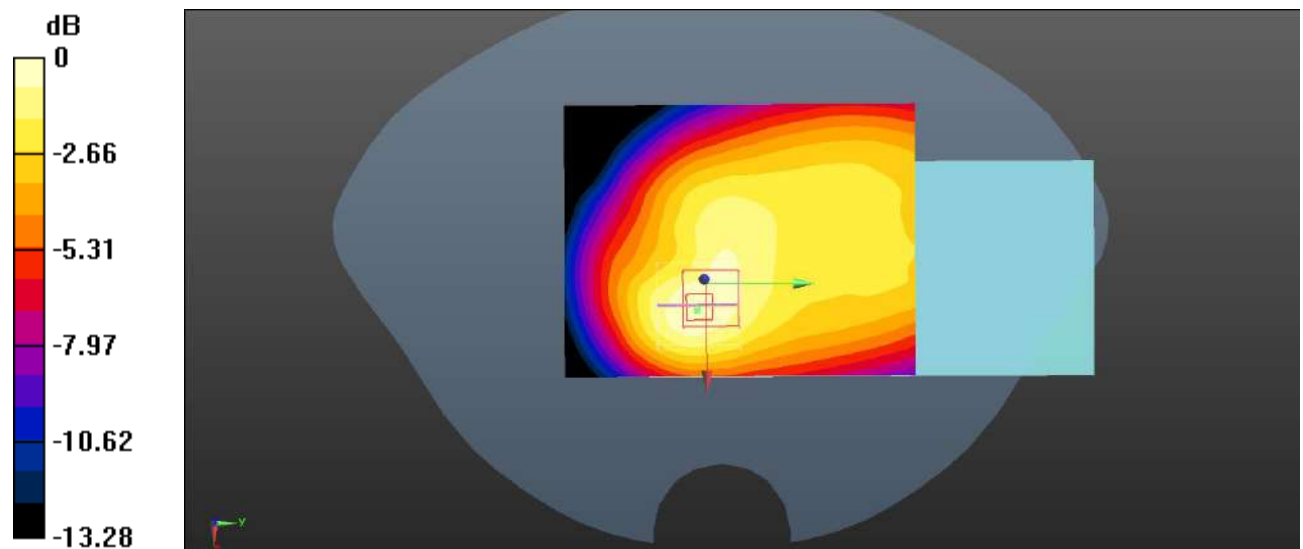
Body Back/LTE Band 12 50%RB Mid/Zoom Scan (5x5x7)/Cube 0: Measurement grid: dx=8mm, dy=8mm, dz=5mm

Reference Value = 12.16 V/m; Power Drift = 0.01 dB

Peak SAR (extrapolated) = 0.229 W/kg

SAR(1 g) = 0.148 W/kg; SAR(10 g) = 0.093 W/kg

Maximum value of SAR (measured) = 0.157 W/kg



0 dB = 0.157 W/kg = -8.04 dBW/kg

Plot 115#: LTE Band 12 1RB_ Body Left_Mid**DUT: BISON GT2; Type: Smart Phone; Serial: SZ1220402-12151E-SA-S1**

Communication System: UID 0, Generic FDD-LTE (0); Frequency: 707.5 MHz; Duty Cycle: 1:1

Medium parameters used (interpolated): $f = 707.5$ MHz; $\sigma = 0.876$ S/m; $\epsilon_r = 43.291$; $\rho = 1000$ kg/m³

Phantom section: Flat Section

DASY5 Configuration:

- Probe: EX3DV4 - SN3619; ConvF(8.63, 8.63, 8.63) @ 707.5 MHz;
- Sensor-Surface: 4mm (Mechanical Surface Detection)
- Electronics: DAE4 Sn1211; Calibrated: 2022/03/01
- Phantom: Twin SAM; Type: QD000P40CD; Serial: 1744
- Measurement SW: DASY52, Version 52.10 (2);

Body Left/LTE Band 12 1RB Mid/Area Scan (71x91x1): Interpolated grid: dx=1.500 mm, dy=1.500 mm

Maximum value of SAR (interpolated) = 0.124 W/kg

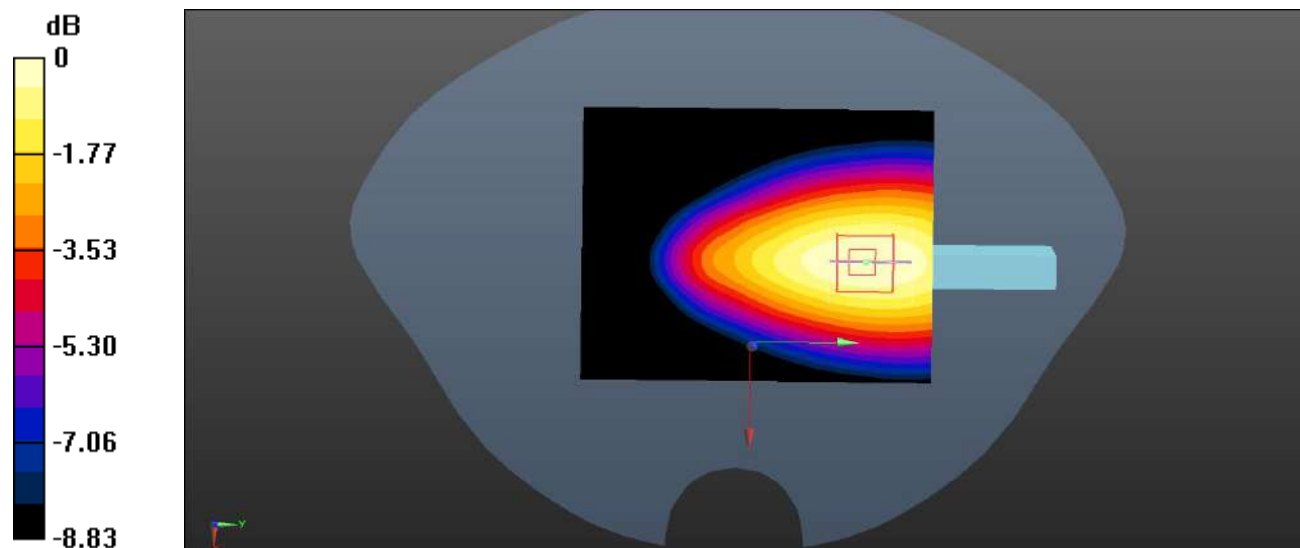
Body Left/LTE Band 12 1RB Mid/Zoom Scan (5x5x7)/Cube 0: Measurement grid: dx=8mm, dy=8mm, dz=5mm

Reference Value = 9.271 V/m; Power Drift = -0.03 dB

Peak SAR (extrapolated) = 0.165 W/kg

SAR(1 g) = 0.120 W/kg; SAR(10 g) = 0.084 W/kg

Maximum value of SAR (measured) = 0.124 W/kg



0 dB = 0.124 W/kg = -9.07 dBW/kg

Plot 116#: LTE Band 12 50%RB_ Body Left_Mid**DUT: BISON GT2; Type: Smart Phone; Serial: SZ1220402-12151E-SA-S1**

Communication System: UID 0, Generic FDD-LTE (0); Frequency: 707.5 MHz; Duty Cycle: 1:1

Medium parameters used (interpolated): $f = 707.5$ MHz; $\sigma = 0.876$ S/m; $\epsilon_r = 43.291$; $\rho = 1000$ kg/m³

Phantom section: Flat Section

DASY5 Configuration:

- Probe: EX3DV4 - SN3619; ConvF(8.63, 8.63, 8.63) @ 707.5 MHz;
- Sensor-Surface: 4mm (Mechanical Surface Detection)
- Electronics: DAE4 Sn1211; Calibrated: 2022/03/01
- Phantom: Twin SAM; Type: QD000P40CD; Serial: 1744
- Measurement SW: DASY52, Version 52.10 (2);

Body Left/LTE Band 12 50%RB Mid/Area Scan (71x91x1): Interpolated grid: dx=1.500 mm, dy=1.500 mm

Maximum value of SAR (interpolated) = 0.0972 W/kg

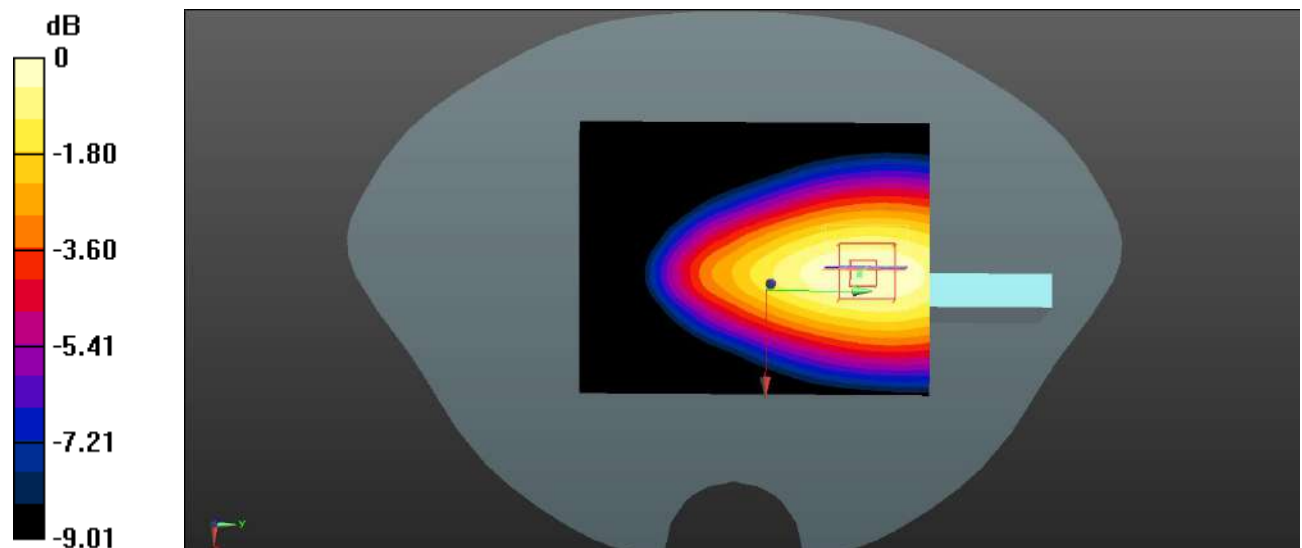
Body Left/LTE Band 12 50%RB Mid/Zoom Scan (5x5x7)/Cube 0: Measurement grid: dx=8mm, dy=8mm, dz=5mm

Reference Value = 8.119 V/m; Power Drift = -0.06 dB

Peak SAR (extrapolated) = 0.128 W/kg

SAR(1 g) = 0.094 W/kg; SAR(10 g) = 0.065 W/kg

Maximum value of SAR (measured) = 0.0976 W/kg



Plot 117#: LTE Band 12 1RB_ Body Right_Mid**DUT: BISON GT2; Type: Smart Phone; Serial: SZ1220402-12151E-SA-S1**

Communication System: UID 0, Generic FDD-LTE (0); Frequency: 707.5 MHz; Duty Cycle: 1:1

Medium parameters used (interpolated): $f = 707.5$ MHz; $\sigma = 0.876$ S/m; $\epsilon_r = 43.291$; $\rho = 1000$ kg/m³

Phantom section: Flat Section

DASY5 Configuration:

- Probe: EX3DV4 - SN3619; ConvF(8.63, 8.63, 8.63) @ 707.5 MHz;
- Sensor-Surface: 4mm (Mechanical Surface Detection)
- Electronics: DAE4 Sn1211; Calibrated: 2022/03/01
- Phantom: Twin SAM; Type: QD000P40CD; Serial: 1744
- Measurement SW: DASY52, Version 52.10 (2);

Body Right/LTE Band 12 1RB Mid/Area Scan (71x91x1): Interpolated grid: dx=1.500 mm, dy=1.500 mm

Maximum value of SAR (interpolated) = 0.160 W/kg

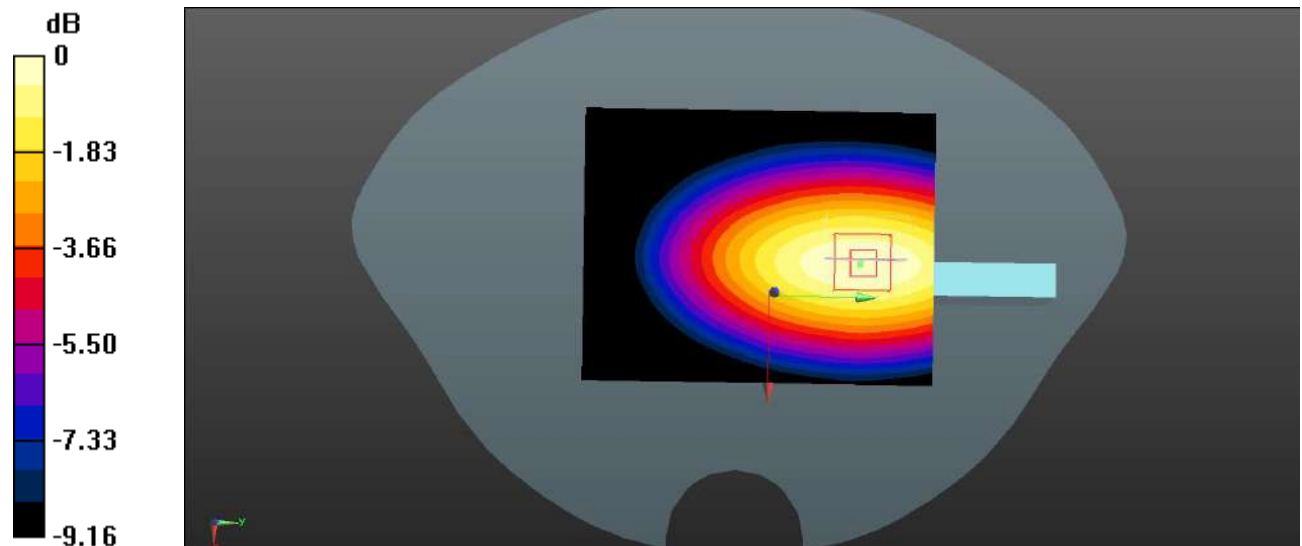
Body Right/LTE Band 12 1RB Mid/Zoom Scan (5x5x7)/Cube 0: Measurement grid: dx=8mm, dy=8mm, dz=5mm

Reference Value = 10.22 V/m; Power Drift = -0.03 dB

Peak SAR (extrapolated) = 0.214 W/kg

SAR(1 g) = 0.154 W/kg; SAR(10 g) = 0.107 W/kg

Maximum value of SAR (measured) = 0.160 W/kg



0 dB = 0.160 W/kg = -7.96 dBW/kg

Plot 118#: LTE Band 12 50%RB_ Body Right_Mid**DUT: BISON GT2; Type: Smart Phone; Serial: SZ1220402-12151E-SA-S1**

Communication System: UID 0, Generic FDD-LTE (0); Frequency: 707.5 MHz; Duty Cycle: 1:1

Medium parameters used (interpolated): $f = 707.5$ MHz; $\sigma = 0.876$ S/m; $\epsilon_r = 43.291$; $\rho = 1000$ kg/m³

Phantom section: Flat Section

DASY5 Configuration:

- Probe: EX3DV4 - SN3619; ConvF(8.63, 8.63, 8.63) @ 707.5 MHz;
- Sensor-Surface: 4mm (Mechanical Surface Detection)
- Electronics: DAE4 Sn1211; Calibrated: 2022/03/01
- Phantom: Twin SAM; Type: QD000P40CD; Serial: 1744
- Measurement SW: DASY52, Version 52.10 (2);

Body Right/LTE Band 12 50%RB Mid/Area Scan (71x91x1): Interpolated grid: dx=1.500 mm, dy=1.500 mm

Maximum value of SAR (interpolated) = 0.126 W/kg

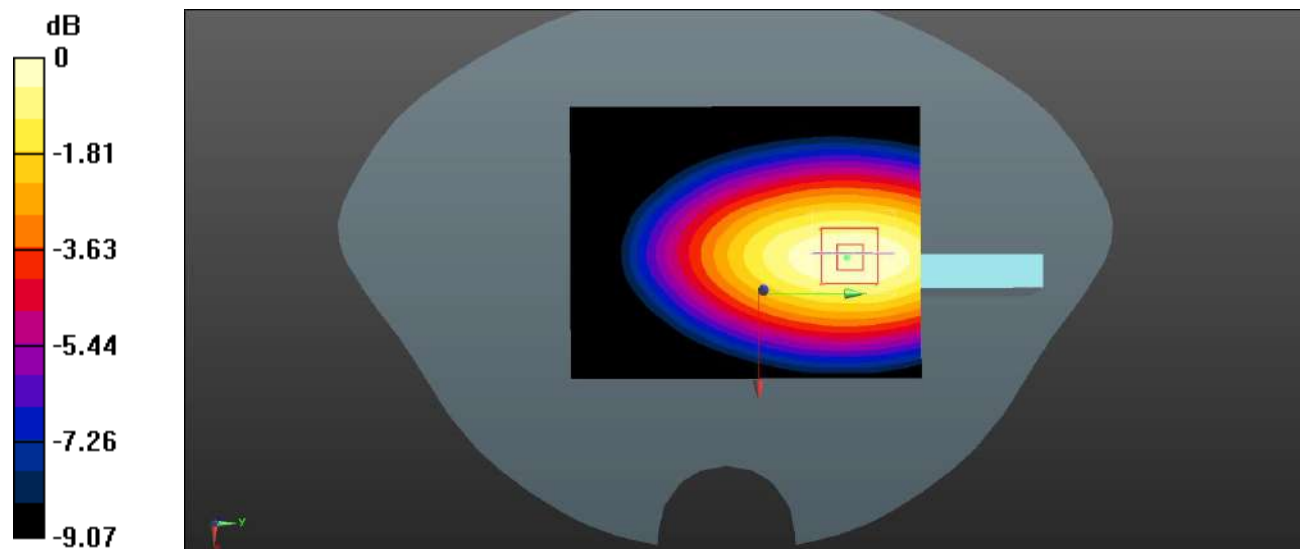
Body Right/LTE Band 12 50%RB Mid/Zoom Scan (5x5x7)/Cube 0: Measurement grid: dx=8mm, dy=8mm, dz=5mm

Reference Value = 9.033 V/m; Power Drift = -0.02 dB

Peak SAR (extrapolated) = 0.167 W/kg

SAR(1 g) = 0.121 W/kg; SAR(10 g) = 0.084 W/kg

Maximum value of SAR (measured) = 0.125 W/kg



0 dB = 0.125 W/kg = -9.03 dBW/kg

Plot 119#: LTE Band 12 1RB_ Body Bottom_Mid**DUT: BISON GT2; Type: Smart Phone; Serial: SZ1220402-12151E-SA-S1**

Communication System: UID 0, Generic FDD-LTE (0); Frequency: 707.5 MHz; Duty Cycle: 1:1

Medium parameters used (interpolated): $f = 707.5$ MHz; $\sigma = 0.876$ S/m; $\epsilon_r = 43.291$; $\rho = 1000$ kg/m³

Phantom section: Flat Section

DASY5 Configuration:

- Probe: EX3DV4 - SN3619; ConvF(8.63, 8.63, 8.63) @ 707.5 MHz;
- Sensor-Surface: 4mm (Mechanical Surface Detection)
- Electronics: DAE4 Sn1211; Calibrated: 2022/03/01
- Phantom: Twin SAM; Type: QD000P40CD; Serial: 1744
- Measurement SW: DASY52, Version 52.10 (2);

Body Bottom/LTE Band 12 1RB Mid/Area Scan (71x91x1): Interpolated grid: dx=1.500 mm, dy=1.500 mm

Maximum value of SAR (interpolated) = 0.0724 W/kg

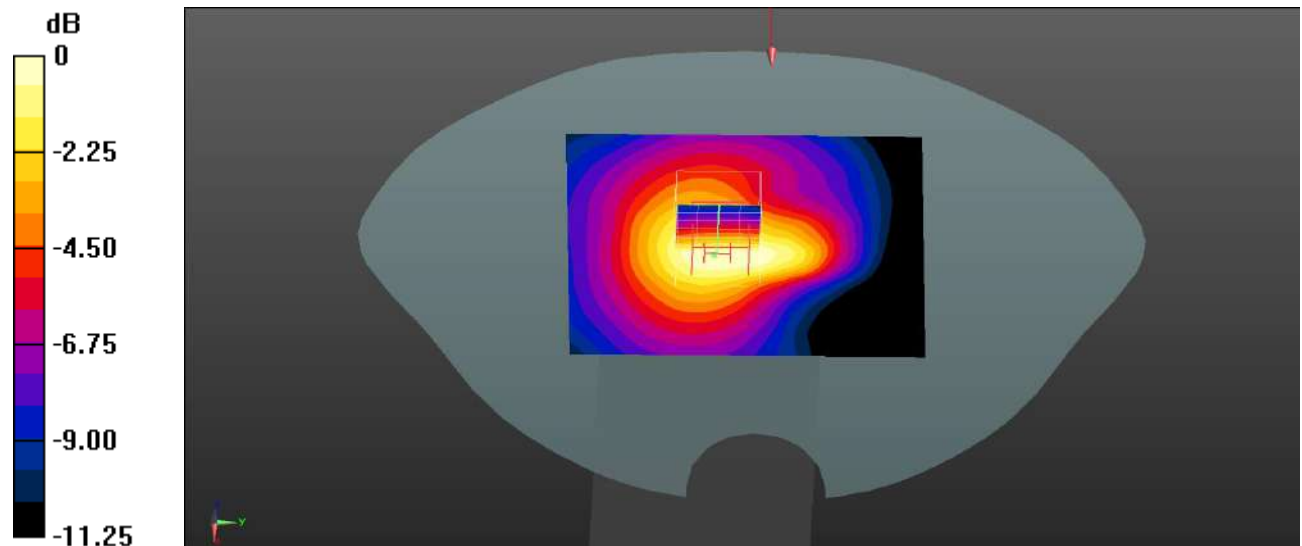
Body Bottom/LTE Band 12 1RB Mid/Zoom Scan (5x5x7)/Cube 0: Measurement grid: dx=8mm, dy=8mm, dz=5mm

Reference Value = 8.988 V/m; Power Drift = -0.07 dB

Peak SAR (extrapolated) = 0.105 W/kg

SAR(1 g) = 0.068 W/kg; SAR(10 g) = 0.043 W/kg

Maximum value of SAR (measured) = 0.0724 W/kg



0 dB = 0.0724 W/kg = -11.40 dBW/kg

Plot 120#: LTE Band 12 50%RB_ Body Bottom_Mid**DUT: BISON GT2; Type: Smart Phone; Serial: SZ1220402-12151E-SA-S1**

Communication System: UID 0, Generic FDD-LTE (0); Frequency: 707.5 MHz; Duty Cycle: 1:1

Medium parameters used (interpolated): $f = 707.5$ MHz; $\sigma = 0.876$ S/m; $\epsilon_r = 43.291$; $\rho = 1000$ kg/m³

Phantom section: Flat Section

DASY5 Configuration:

- Probe: EX3DV4 - SN3619; ConvF(8.63, 8.63, 8.63) @ 707.5 MHz;
- Sensor-Surface: 4mm (Mechanical Surface Detection)
- Electronics: DAE4 Sn1211; Calibrated: 2022/03/01
- Phantom: Twin SAM; Type: QD000P40CD; Serial: 1744
- Measurement SW: DASY52, Version 52.10 (2);

Body Bottom/LTE Band 12 50%RB Mid/Area Scan (71x91x1): Interpolated grid: dx=1.500 mm, dy=1.500 mm

Maximum value of SAR (interpolated) = 0.0571 W/kg

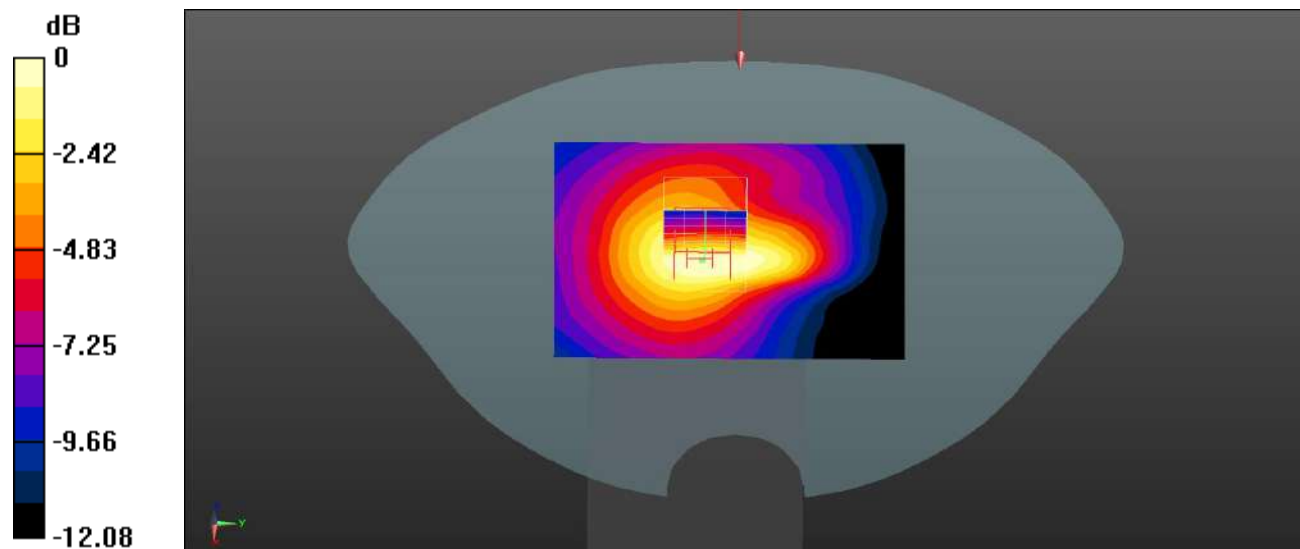
Body Bottom/LTE Band 12 50%RB Mid/Zoom Scan (5x5x7)/Cube 0: Measurement grid: dx=8mm, dy=8mm, dz=5mm

Reference Value = 7.949 V/m; Power Drift = -0.13 dB

Peak SAR (extrapolated) = 0.0800 W/kg

SAR(1 g) = 0.053 W/kg; SAR(10 g) = 0.033 W/kg

Maximum value of SAR (measured) = 0.0553 W/kg



0 dB = 0.0553 W/kg = -12.57 dBW/kg

Plot 121#: LTE Band 13 1RB_ Head Left Cheek _Mid**DUT: BISON GT2; Type: Smart Phone; Serial: SZ1220402-12151E-SA-S1**

Communication System: UID 0, Generic FDD-LTE (0); Frequency: 782 MHz; Duty Cycle: 1:1

Medium parameters used (interpolated): $f = 782$ MHz; $\sigma = 0.879$ S/m; $\epsilon_r = 42.816$; $\rho = 1000$ kg/m³

Phantom section: Left Section

DASY5 Configuration:

- Probe: EX3DV4 - SN3619; ConvF(8.63, 8.63, 8.63) @ 782 MHz;
- Sensor-Surface: 4mm (Mechanical Surface Detection)
- Electronics: DAE4 Sn1211; Calibrated: 2022/03/01
- Phantom: Twin SAM; Type: QD000P40CD; Serial: 1744
- Measurement SW: DASY52, Version 52.10 (2);

Head Left Cheek/LTE Band 13 1RB Mid/Area Scan (71x91x1): Interpolated grid: dx=1.500 mm, dy=1.500 mm

Maximum value of SAR (interpolated) = 0.0318 W/kg

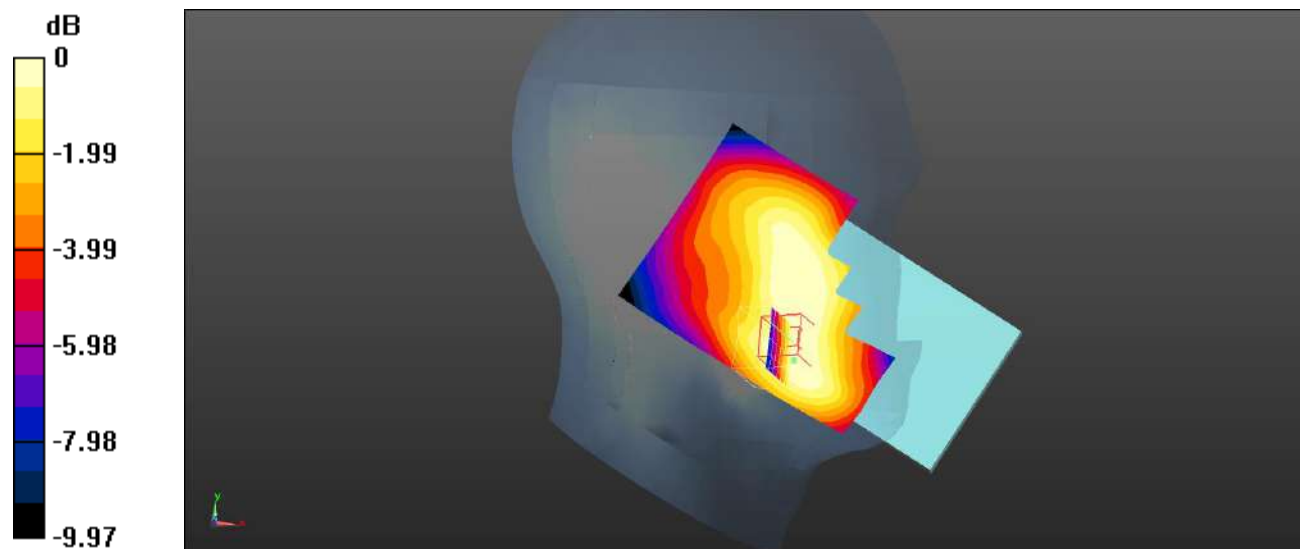
Head Left Cheek/LTE Band 13 1RB Mid/Zoom Scan (5x5x7)/Cube 0: Measurement grid: dx=8mm, dy=8mm, dz=5mm

Reference Value = 3.150 V/m; Power Drift = -0.17 dB

Peak SAR (extrapolated) = 0.0370 W/kg

SAR(1 g) = 0.030 W/kg; SAR(10 g) = 0.022 W/kg

Maximum value of SAR (measured) = 0.0314 W/kg



0 dB = 0.0314 W/kg = -15.03 dBW/kg

Plot 122#: LTE Band 13 50%RB_ Head Left Cheek _Mid**DUT: BISON GT2; Type: Smart Phone; Serial: SZ1220402-12151E-SA-S1**

Communication System: UID 0, Generic FDD-LTE (0); Frequency: 782 MHz; Duty Cycle: 1:1

Medium parameters used (interpolated): $f = 782$ MHz; $\sigma = 0.879$ S/m; $\epsilon_r = 42.816$; $\rho = 1000$ kg/m³

Phantom section: Left Section

DASY5 Configuration:

- Probe: EX3DV4 - SN3619; ConvF(8.63, 8.63, 8.63) @ 782 MHz;
- Sensor-Surface: 4mm (Mechanical Surface Detection)
- Electronics: DAE4 Sn1211; Calibrated: 2022/03/01
- Phantom: Twin SAM; Type: QD000P40CD; Serial: 1744
- Measurement SW: DASY52, Version 52.10 (2);

Head Left Cheek/LTE Band 13 50%RB Mid/Area Scan (71x91x1): Interpolated grid: dx=1.500 mm, dy=1.500 mm

Maximum value of SAR (interpolated) = 0.0230 W/kg

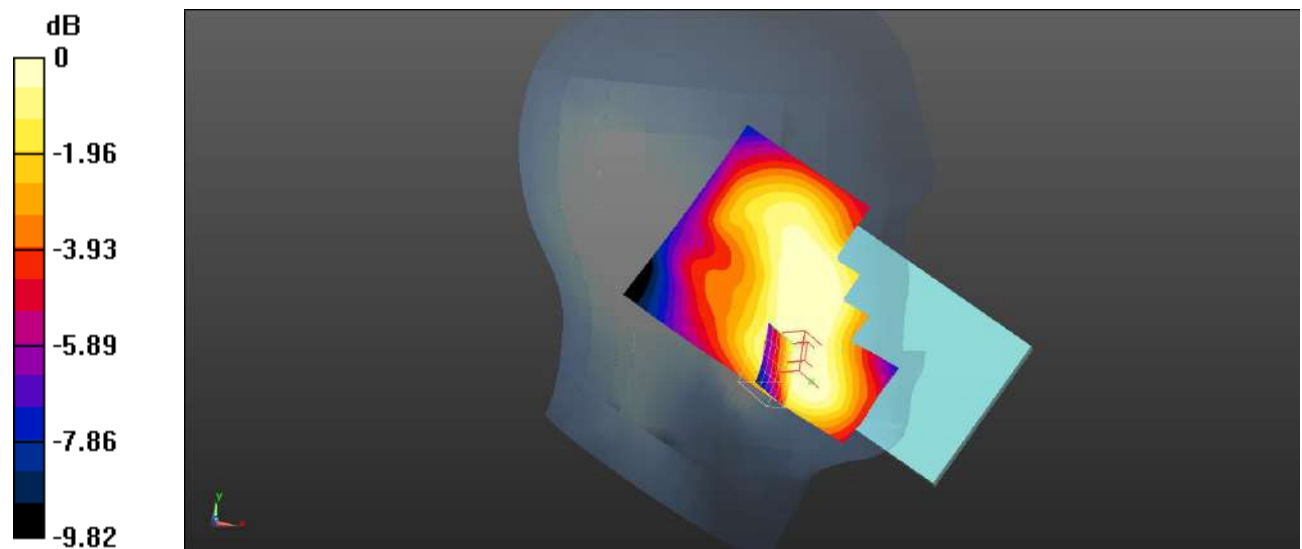
Head Left Cheek/LTE Band 13 50%RB Mid/Zoom Scan (5x5x7)/Cube 0: Measurement grid: dx=8mm, dy=8mm, dz=5mm

Reference Value = 2.096 V/m; Power Drift = 0.20 dB

Peak SAR (extrapolated) = 0.0260 W/kg

SAR(1 g) = 0.021 W/kg; SAR(10 g) = 0.015 W/kg

Maximum value of SAR (measured) = 0.0214 W/kg



0 dB = 0.0214 W/kg = -16.70 dBW/kg

Plot 123#: LTE Band 13 1RB_ Head Left Tilt _Mid**DUT: BISON GT2; Type: Smart Phone; Serial: SZ1220402-12151E-SA-S1**

Communication System: UID 0, Generic FDD-LTE (0); Frequency: 782 MHz; Duty Cycle: 1:1

Medium parameters used (interpolated): $f = 782$ MHz; $\sigma = 0.879$ S/m; $\epsilon_r = 42.816$; $\rho = 1000$ kg/m³

Phantom section: Left Section

DASY5 Configuration:

- Probe: EX3DV4 - SN3619; ConvF(8.63, 8.63, 8.63) @ 782 MHz;
- Sensor-Surface: 4mm (Mechanical Surface Detection)
- Electronics: DAE4 Sn1211; Calibrated: 2022/03/01
- Phantom: Twin SAM; Type: QD000P40CD; Serial: 1744
- Measurement SW: DASY52, Version 52.10 (2);

Head Left Tilt/LTE Band 13 1RB Mid/Area Scan (71x91x1): Interpolated grid: dx=1.500 mm, dy=1.500 mm

Maximum value of SAR (interpolated) = 0.0277 W/kg


Head Left Tilt/LTE Band 13 1RB Mid/Zoom Scan (5x5x7)/Cube 0: Measurement grid: dx=8mm, dy=8mm, dz=5mm

Reference Value = 4.414 V/m; Power Drift = 0.15 dB

Peak SAR (extrapolated) = 0.0340 W/kg

SAR(1 g) = 0.026 W/kg; SAR(10 g) = 0.020 W/kg

Maximum value of SAR (measured) = 0.0271 W/kg



0 dB = 0.0271 W/kg = -15.67 dBW/kg

Plot 124#: LTE Band 13 50%RB_ Head Left Tilt _Mid**DUT: BISON GT2; Type: Smart Phone; Serial: SZ1220402-12151E-SA-S1**

Communication System: UID 0, Generic FDD-LTE (0); Frequency: 782 MHz; Duty Cycle: 1:1

Medium parameters used (interpolated): $f = 782$ MHz; $\sigma = 0.879$ S/m; $\epsilon_r = 42.816$; $\rho = 1000$ kg/m³

Phantom section: Left Section

DASY5 Configuration:

- Probe: EX3DV4 - SN3619; ConvF(8.63, 8.63, 8.63) @ 782 MHz;
- Sensor-Surface: 4mm (Mechanical Surface Detection)
- Electronics: DAE4 Sn1211; Calibrated: 2022/03/01
- Phantom: Twin SAM; Type: QD000P40CD; Serial: 1744
- Measurement SW: DASY52, Version 52.10 (2);

Head Left Tilt/LTE Band 13 50%RB Mid/Area Scan (71x91x1): Interpolated grid: dx=1.500 mm, dy=1.500 mm

Maximum value of SAR (interpolated) = 0.0198 W/kg


Head Left Tilt/LTE Band 13 50%RB Mid/Zoom Scan (5x5x7)/Cube 0: Measurement grid: dx=8mm, dy=8mm, dz=5mm

Reference Value = 3.698 V/m; Power Drift = 0.12 dB

Peak SAR (extrapolated) = 0.0240 W/kg

SAR(1 g) = 0.020 W/kg; SAR(10 g) = 0.015 W/kg

Maximum value of SAR (measured) = 0.0205 W/kg



0 dB = 0.0205 W/kg = -16.88 dBW/kg

Plot 125#: LTE Band 13 1RB_ Head Right Cheek _Mid**DUT: BISON GT2; Type: Smart Phone; Serial: SZ1220402-12151E-SA-S1**

Communication System: UID 0, Generic FDD-LTE (0); Frequency: 782 MHz; Duty Cycle: 1:1

Medium parameters used (interpolated): $f = 782$ MHz; $\sigma = 0.879$ S/m; $\epsilon_r = 42.816$; $\rho = 1000$ kg/m³

Phantom section: Right Section

DASY5 Configuration:

- Probe: EX3DV4 - SN3619; ConvF(8.63, 8.63, 8.63) @ 782 MHz;
- Sensor-Surface: 4mm (Mechanical Surface Detection)
- Electronics: DAE4 Sn1211; Calibrated: 2022/03/01
- Phantom: Twin SAM; Type: QD000P40CD; Serial: 1744
- Measurement SW: DASY52, Version 52.10 (2);

Head Right Cheek/LTE Band 13 1RB Mid/Area Scan (71x91x1): Interpolated grid: dx=1.500 mm, dy=1.500 mm

Maximum value of SAR (interpolated) = 0.0298 W/kg

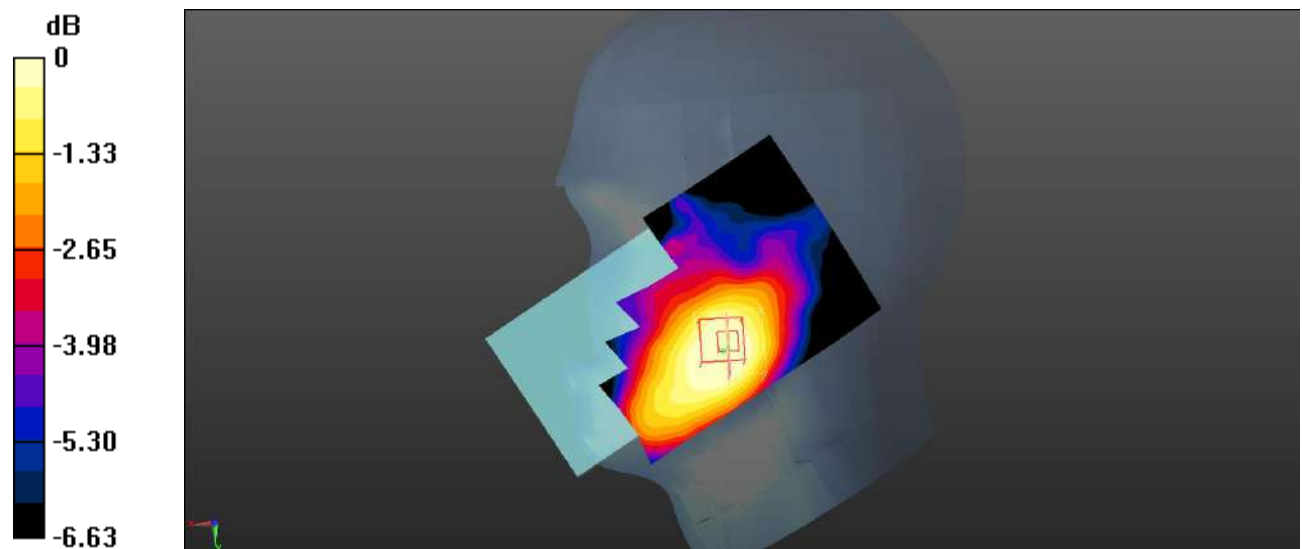
Head Right Cheek/LTE Band 13 1RB Mid/Zoom Scan (5x5x7)/Cube 0: Measurement grid: dx=8mm, dy=8mm, dz=5mm

Reference Value = 1.896 V/m; Power Drift = 0.03 dB

Peak SAR (extrapolated) = 0.0370 W/kg

SAR(1 g) = 0.027 W/kg; SAR(10 g) = 0.021 W/kg

Maximum value of SAR (measured) = 0.0271 W/kg



0 dB = 0.0271 W/kg = -15.67 dBW/kg

Plot 126#: LTE Band 13 50%RB_ Head Right Cheek _Mid**DUT: BISON GT2; Type: Smart Phone; Serial: SZ1220402-12151E-SA-S1**

Communication System: UID 0, Generic FDD-LTE (0); Frequency: 782 MHz; Duty Cycle: 1:1

Medium parameters used (interpolated): $f = 782$ MHz; $\sigma = 0.879$ S/m; $\epsilon_r = 42.816$; $\rho = 1000$ kg/m³

Phantom section: Right Section

DASY5 Configuration:

- Probe: EX3DV4 - SN3619; ConvF(8.63, 8.63, 8.63) @ 782 MHz;
- Sensor-Surface: 4mm (Mechanical Surface Detection)
- Electronics: DAE4 Sn1211; Calibrated: 2022/03/01
- Phantom: Twin SAM; Type: QD000P40CD; Serial: 1744
- Measurement SW: DASY52, Version 52.10 (2);

Head Right Cheek/LTE Band 13 50%RB Mid/Area Scan (71x91x1): Interpolated grid: dx=1.500 mm, dy=1.500 mm

Maximum value of SAR (interpolated) = 0.0231 W/kg

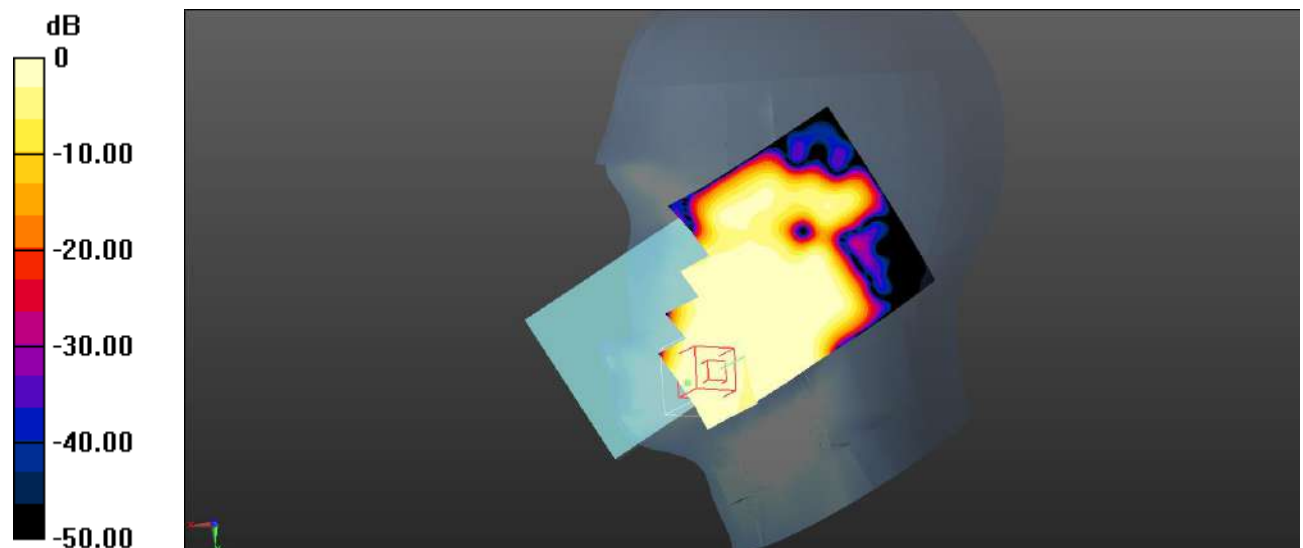
Head Right Cheek/LTE Band 13 50%RB Mid/Zoom Scan (5x5x7)/Cube 0: Measurement grid: dx=8mm, dy=8mm, dz=5mm

Reference Value = 1.779 V/m; Power Drift = 0.02 dB

Peak SAR (extrapolated) = 0.0190 W/kg

SAR(1 g) = 0.015 W/kg; SAR(10 g) = 0.012 W/kg

Maximum value of SAR (measured) = 0.0162 W/kg



0 dB = 0.0162 W/kg = -17.90 dBW/kg

Plot 127: LTE Band 13 1RB_ Head Right Tilt _Mid**DUT: BISON GT2; Type: Smart Phone; Serial: SZ1220402-12151E-SA-S1**

Communication System: UID 0, Generic FDD-LTE (0); Frequency: 782 MHz; Duty Cycle: 1:1

Medium parameters used (interpolated): $f = 782$ MHz; $\sigma = 0.879$ S/m; $\epsilon_r = 42.816$; $\rho = 1000$ kg/m³

Phantom section: Right Section

DASY5 Configuration:

- Probe: EX3DV4 - SN3619; ConvF(8.63, 8.63, 8.63) @ 782 MHz;
- Sensor-Surface: 4mm (Mechanical Surface Detection)
- Electronics: DAE4 Sn1211; Calibrated: 2022/03/01
- Phantom: Twin SAM; Type: QD000P40CD; Serial: 1744
- Measurement SW: DASY52, Version 52.10 (2);

Head Right Tilt/LTE Band 13 1RB Mid/Area Scan (71x91x1): Interpolated grid: dx=1.500 mm, dy=1.500 mm

Maximum value of SAR (interpolated) = 0.0177 W/kg

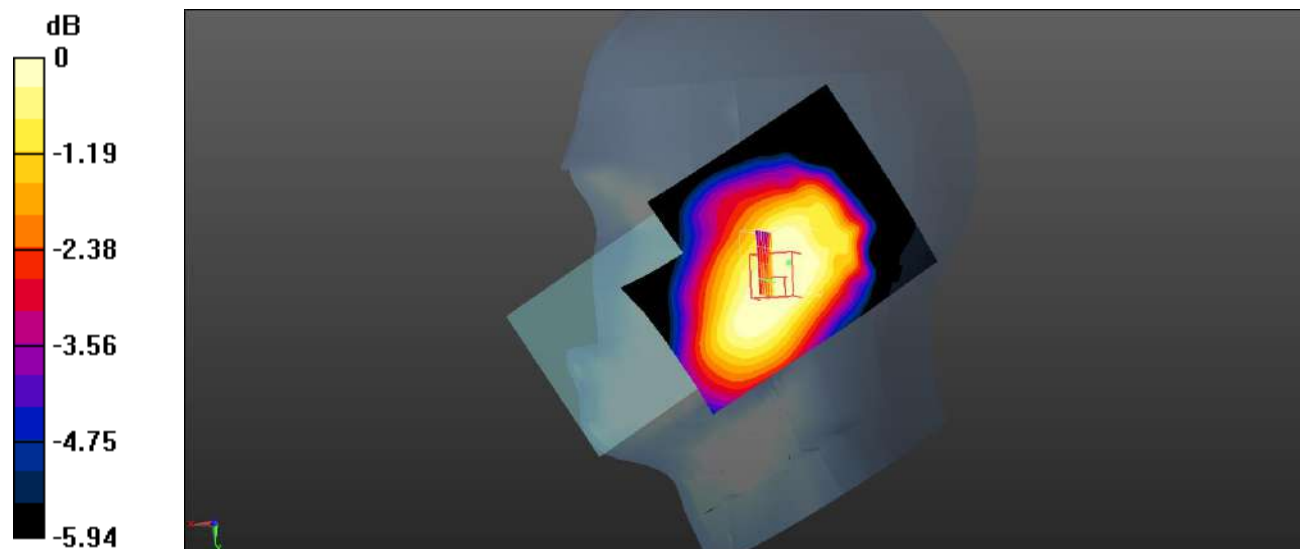
Head Right Tilt/LTE Band 13 1RB Mid/Zoom Scan (5x5x7)/Cube 0: Measurement grid: dx=8mm, dy=8mm, dz=5mm

Reference Value = 3.703 V/m; Power Drift = -0.08 dB

Peak SAR (extrapolated) = 0.0240 W/kg

SAR(1 g) = 0.016 W/kg; SAR(10 g) = 0.012 W/kg

Maximum value of SAR (measured) = 0.0163 W/kg



0 dB = 0.0163 W/kg = -17.88 dBW/kg

Plot 128: LTE Band 13 50%RB_ Head Right Tilt _Mid**DUT: BISON GT2; Type: Smart Phone; Serial: SZ1220402-12151E-SA-S1**

Communication System: UID 0, Generic FDD-LTE (0); Frequency: 782 MHz; Duty Cycle: 1:1

Medium parameters used (interpolated): $f = 782$ MHz; $\sigma = 0.879$ S/m; $\epsilon_r = 42.816$; $\rho = 1000$ kg/m³

Phantom section: Right Section

DASY5 Configuration:

- Probe: EX3DV4 - SN3619; ConvF(8.63, 8.63, 8.63) @ 782 MHz;
- Sensor-Surface: 4mm (Mechanical Surface Detection)
- Electronics: DAE4 Sn1211; Calibrated: 2022/03/01
- Phantom: Twin SAM; Type: QD000P40CD; Serial: 1744
- Measurement SW: DASY52, Version 52.10 (2);

Head Right Tilt/LTE Band 13 50%RB Mid/Area Scan (71x91x1): Interpolated grid: dx=1.500 mm, dy=1.500 mm

Maximum value of SAR (interpolated) = 0.0136 W/kg


Head Right Tilt/LTE Band 13 50%RB Mid/Zoom Scan (5x5x7)/Cube 0: Measurement grid: dx=8mm, dy=8mm, dz=5mm

Reference Value = 2.493 V/m; Power Drift = -0.15 dB

Peak SAR (extrapolated) = 0.0110 W/kg

SAR(1 g) = 0.007 W/kg; SAR(10 g) = 0.00452 W/kg

Maximum value of SAR (measured) = 0.00812 W/kg



0 dB = 0.00812 W/kg = -20.90 dBW/kg

Plot 129: LTE Band 13 1RB_ Body Front _Mid**DUT: BISON GT2; Type: Smart Phone; Serial: SZ1220402-12151E-SA-S1**

Communication System: UID 0, Generic FDD-LTE (0); Frequency: 782 MHz; Duty Cycle: 1:1

Medium parameters used (interpolated): $f = 782$ MHz; $\sigma = 0.879$ S/m; $\epsilon_r = 42.816$; $\rho = 1000$ kg/m³

Phantom section: Flat Section

DASY5 Configuration:

- Probe: EX3DV4 - SN3619; ConvF(8.63, 8.63, 8.63) @ 782 MHz;
- Sensor-Surface: 4mm (Mechanical Surface Detection)
- Electronics: DAE4 Sn1211; Calibrated: 2022/03/01
- Phantom: Twin SAM; Type: QD000P40CD; Serial: 1744
- Measurement SW: DASY52, Version 52.10 (2);

Body Front/LTE Band 13 1RB Mid/Area Scan (71x91x1): Interpolated grid: dx=1.500 mm, dy=1.500 mm

Maximum value of SAR (interpolated) = 0.0920 W/kg

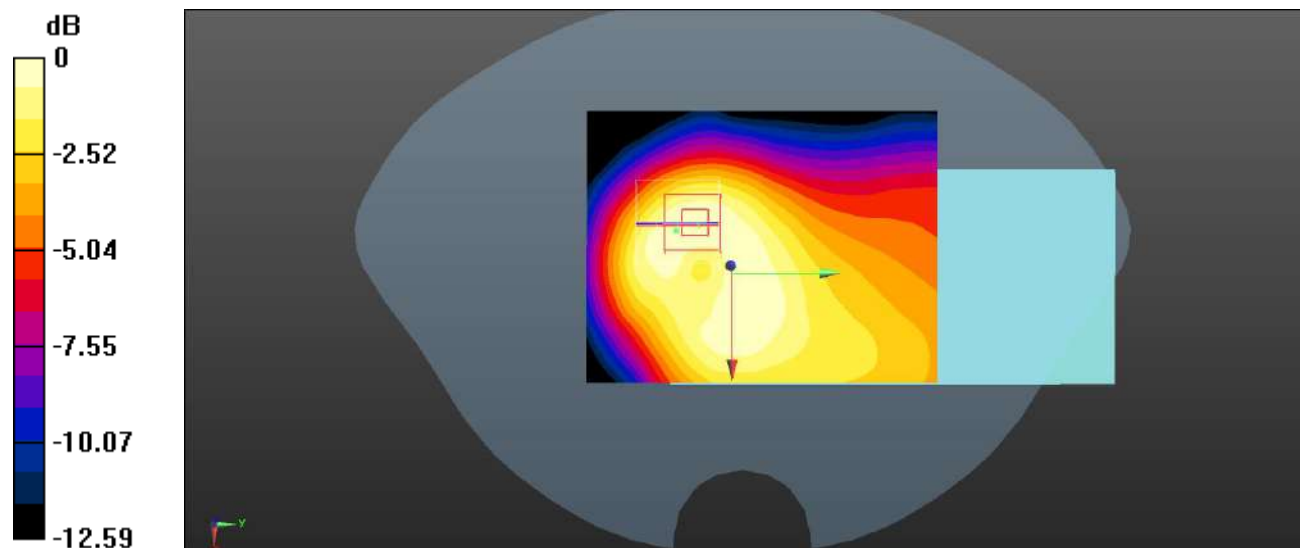
Body Front/LTE Band 13 1RB Mid/Zoom Scan (5x5x7)/Cube 0: Measurement grid: dx=8mm, dy=8mm, dz=5mm

Reference Value = 9.718 V/m; Power Drift = 0.00 dB

Peak SAR (extrapolated) = 0.124 W/kg

SAR(1 g) = 0.087 W/kg; SAR(10 g) = 0.061 W/kg

Maximum value of SAR (measured) = 0.0903 W/kg



0 dB = 0.0903 W/kg = -10.44 dBW/kg

Plot 130: LTE Band 13 50%RB_ Body Front _Mid**DUT: BISON GT2; Type: Smart Phone; Serial: SZ1220402-12151E-SA-S1**

Communication System: UID 0, Generic FDD-LTE (0); Frequency: 782 MHz; Duty Cycle: 1:1

Medium parameters used (interpolated): $f = 782$ MHz; $\sigma = 0.879$ S/m; $\epsilon_r = 42.816$; $\rho = 1000$ kg/m³

Phantom section: Flat Section

DASY5 Configuration:

- Probe: EX3DV4 - SN3619; ConvF(8.63, 8.63, 8.63) @ 782 MHz;
- Sensor-Surface: 4mm (Mechanical Surface Detection)
- Electronics: DAE4 Sn1211; Calibrated: 2022/03/01
- Phantom: Twin SAM; Type: QD000P40CD; Serial: 1744
- Measurement SW: DASY52, Version 52.10 (2);

Body Front/LTE Band 13 50%RB Mid/Area Scan (71x91x1): Interpolated grid: dx=1.500 mm, dy=1.500 mm

Maximum value of SAR (interpolated) = 0.0698 W/kg

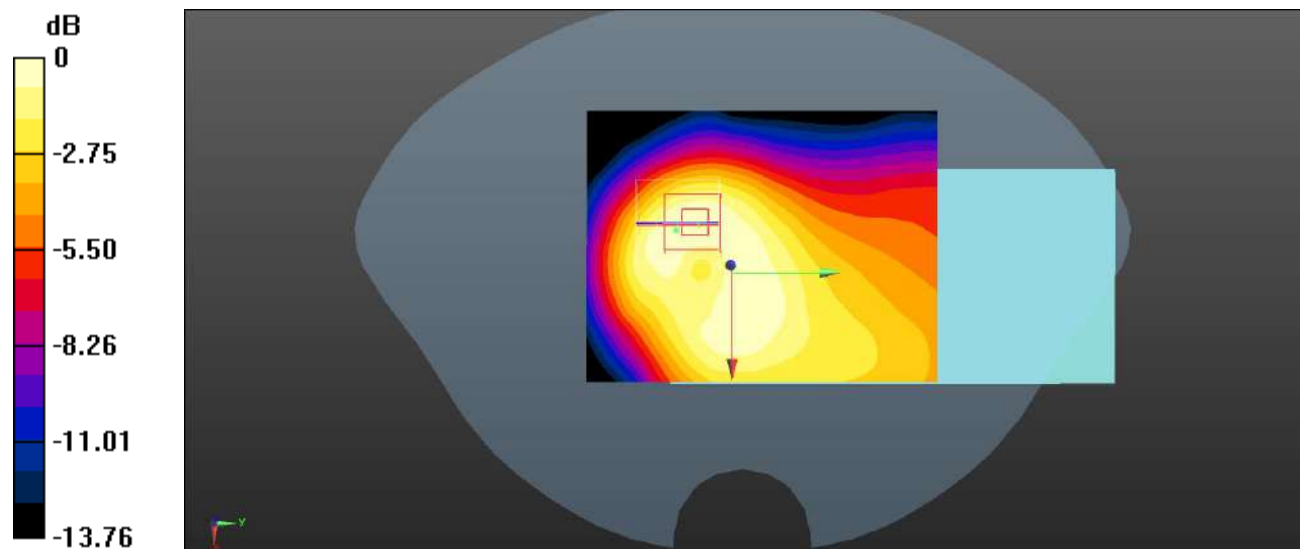
Body Front/LTE Band 13 50%RB Mid/Zoom Scan (5x5x7)/Cube 0: Measurement grid: dx=8mm, dy=8mm, dz=5mm

Reference Value = 8.618 V/m; Power Drift = -0.17 dB

Peak SAR (extrapolated) = 0.106 W/kg

SAR(1 g) = 0.062 W/kg; SAR(10 g) = 0.037 W/kg

Maximum value of SAR (measured) = 0.0661 W/kg



0 dB = 0.0661 W/kg = -11.80 dBW/kg

Plot 131: LTE Band 13 1RB_ Body Back _Mid**DUT: BISON GT2; Type: Smart Phone; Serial: SZ1220402-12151E-SA-S1**

Communication System: UID 0, Generic FDD-LTE (0); Frequency: 782 MHz; Duty Cycle: 1:1

Medium parameters used (interpolated): $f = 782$ MHz; $\sigma = 0.879$ S/m; $\epsilon_r = 42.816$; $\rho = 1000$ kg/m³

Phantom section: Flat Section

DASY5 Configuration:

- Probe: EX3DV4 - SN3619; ConvF(8.63, 8.63, 8.63) @ 782 MHz;
- Sensor-Surface: 4mm (Mechanical Surface Detection)
- Electronics: DAE4 Sn1211; Calibrated: 2022/03/01
- Phantom: Twin SAM; Type: QD000P40CD; Serial: 1744
- Measurement SW: DASY52, Version 52.10 (2);

Body Back/LTE Band 13 1RB Mid/Area Scan (71x91x1): Interpolated grid: dx=1.500 mm, dy=1.500 mm

Maximum value of SAR (interpolated) = 0.0776 W/kg

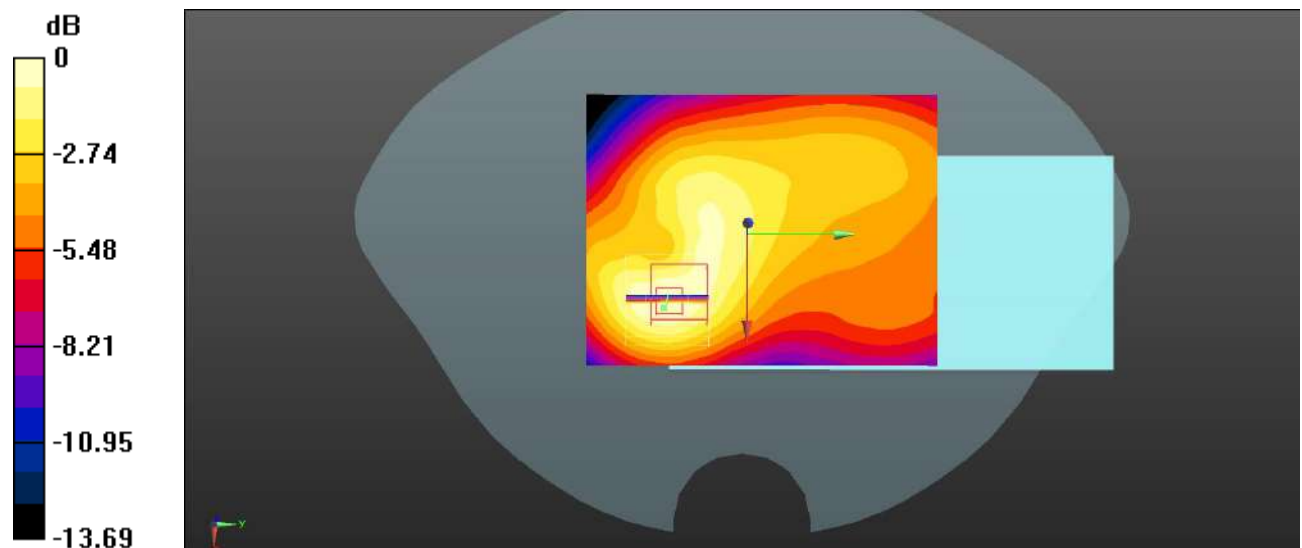
Body Back/LTE Band 13 1RB Mid/Zoom Scan (5x5x7)/Cube 0: Measurement grid: dx=8mm, dy=8mm, dz=5mm

Reference Value = 8.097 V/m; Power Drift = -0.02 dB

Peak SAR (extrapolated) = 0.125 W/kg

SAR(1 g) = 0.075 W/kg; SAR(10 g) = 0.045 W/kg

Maximum value of SAR (measured) = 0.0813 W/kg



0 dB = 0.0813 W/kg = -10.90 dBW/kg

Plot 132: LTE Band 13 50%RB_ Body Back _Mid**DUT: BISON GT2; Type: Smart Phone; Serial: SZ1220402-12151E-SA-S1**

Communication System: UID 0, Generic FDD-LTE (0); Frequency: 782 MHz; Duty Cycle: 1:1

Medium parameters used (interpolated): $f = 782$ MHz; $\sigma = 0.879$ S/m; $\epsilon_r = 42.816$; $\rho = 1000$ kg/m³

Phantom section: Flat Section

DASY5 Configuration:

- Probe: EX3DV4 - SN3619; ConvF(8.63, 8.63, 8.63) @ 782 MHz;
- Sensor-Surface: 4mm (Mechanical Surface Detection)
- Electronics: DAE4 Sn1211; Calibrated: 2022/03/01
- Phantom: Twin SAM; Type: QD000P40CD; Serial: 1744
- Measurement SW: DASY52, Version 52.10 (2);

Body Back/LTE Band 13 50%RB Mid/Area Scan (71x91x1): Interpolated grid: dx=1.500 mm, dy=1.500 mm

Maximum value of SAR (interpolated) = 0.0588 W/kg

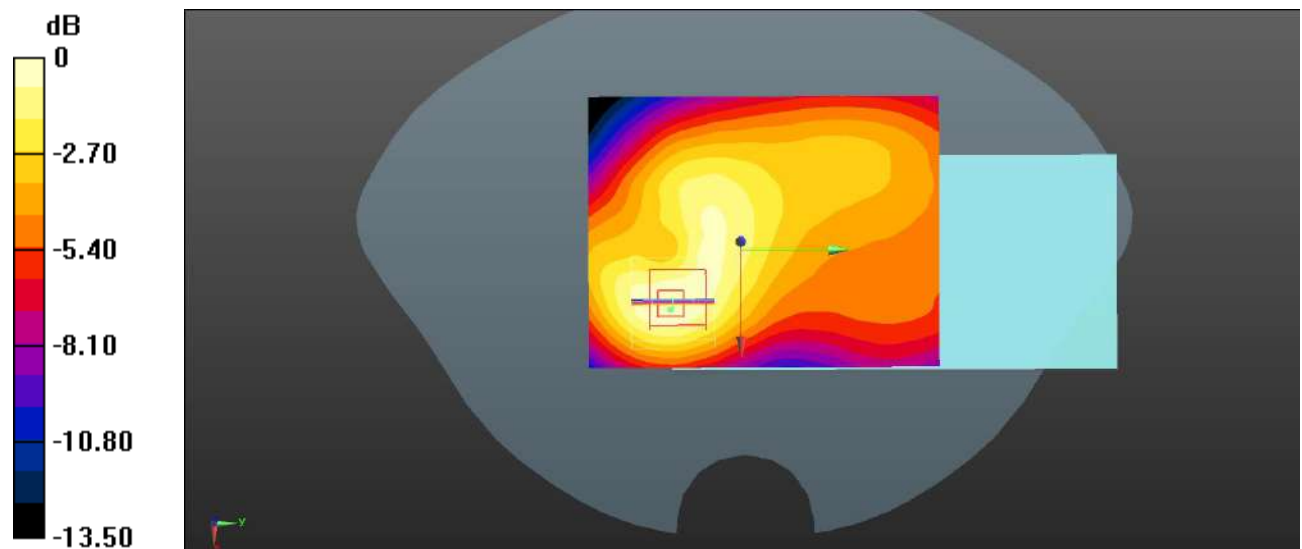
Body Back/LTE Band 13 50%RB Mid/Zoom Scan (5x5x7)/Cube 0: Measurement grid: dx=8mm, dy=8mm, dz=5mm

Reference Value = 7.007 V/m; Power Drift = -0.10 dB

Peak SAR (extrapolated) = 0.0940 W/kg

SAR(1 g) = 0.057 W/kg; SAR(10 g) = 0.034 W/kg

Maximum value of SAR (measured) = 0.0607 W/kg



0 dB = 0.0607 W/kg = -12.17 dBW/kg

Plot 133: LTE Band 13 1RB_ Body Left _Mid**DUT: BISON GT2; Type: Smart Phone; Serial: SZ1220402-12151E-SA-S1**

Communication System: UID 0, Generic FDD-LTE (0); Frequency: 782 MHz; Duty Cycle: 1:1

Medium parameters used (interpolated): $f = 782$ MHz; $\sigma = 0.879$ S/m; $\epsilon_r = 42.816$; $\rho = 1000$ kg/m³

Phantom section: Flat Section

DASY5 Configuration:

- Probe: EX3DV4 - SN3619; ConvF(8.63, 8.63, 8.63) @ 782 MHz;
- Sensor-Surface: 4mm (Mechanical Surface Detection)
- Electronics: DAE4 Sn1211; Calibrated: 2022/03/01
- Phantom: Twin SAM; Type: QD000P40CD; Serial: 1744
- Measurement SW: DASY52, Version 52.10 (2);

Body Left/LTE Band 13 1RB Mid/Area Scan (71x91x1): Interpolated grid: dx=1.500 mm, dy=1.500 mm

Maximum value of SAR (interpolated) = 0.0308 W/kg

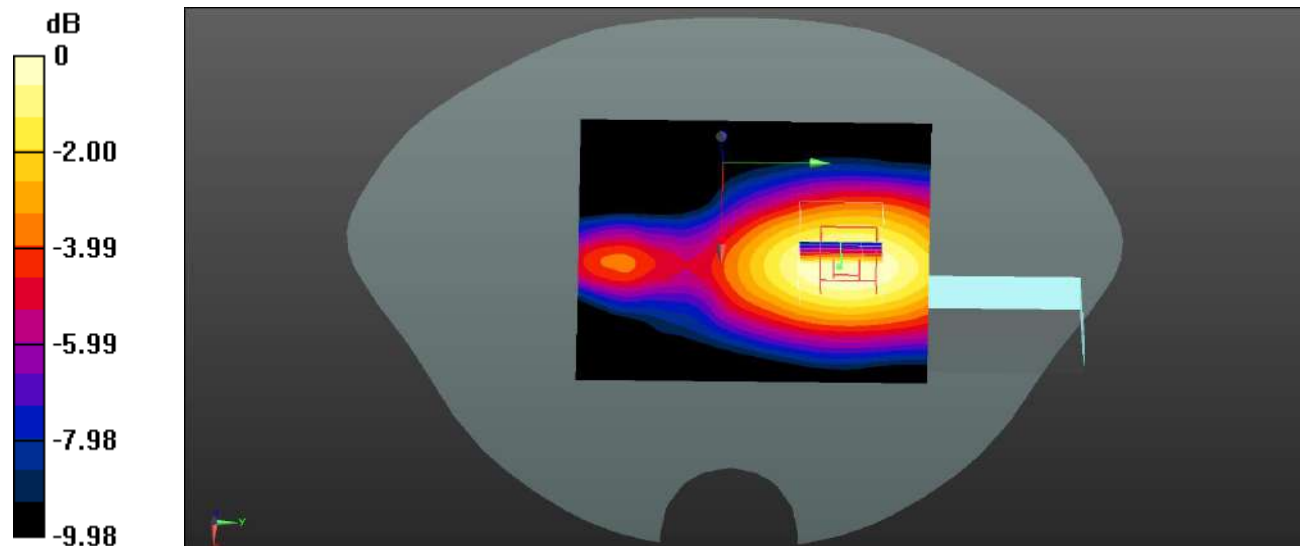
Body Left/LTE Band 13 1RB Mid/Zoom Scan (5x5x7)/Cube 0: Measurement grid: dx=8mm, dy=8mm, dz=5mm

Reference Value = 3.926 V/m; Power Drift = 0.03 dB

Peak SAR (extrapolated) = 0.0410 W/kg

SAR(1 g) = 0.029 W/kg; SAR(10 g) = 0.020 W/kg

Maximum value of SAR (measured) = 0.0307 W/kg



0 dB = 0.0307 W/kg = -15.13 dBW/kg

Plot 134: LTE Band 13 50%RB_ Body Left _Mid**DUT: BISON GT2; Type: Smart Phone; Serial: SZ1220402-12151E-SA-S1**

Communication System: UID 0, Generic FDD-LTE (0); Frequency: 782 MHz; Duty Cycle: 1:1

Medium parameters used (interpolated): $f = 782$ MHz; $\sigma = 0.879$ S/m; $\epsilon_r = 42.816$; $\rho = 1000$ kg/m³

Phantom section: Flat Section

DASY5 Configuration:

- Probe: EX3DV4 - SN3619; ConvF(8.63, 8.63, 8.63) @ 782 MHz;
- Sensor-Surface: 4mm (Mechanical Surface Detection)
- Electronics: DAE4 Sn1211; Calibrated: 2022/03/01
- Phantom: Twin SAM; Type: QD000P40CD; Serial: 1744
- Measurement SW: DASY52, Version 52.10 (2);

Body Left/LTE Band 13 50%RB Mid/Area Scan (71x91x1): Interpolated grid: dx=1.500 mm, dy=1.500 mm

Maximum value of SAR (interpolated) = 0.0221 W/kg

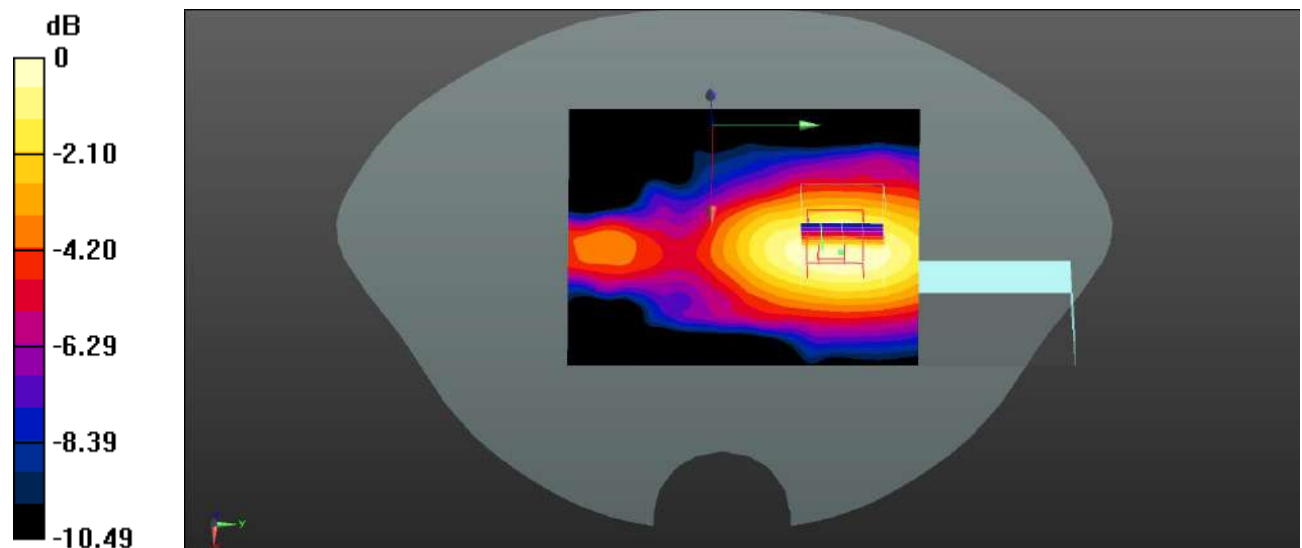
Body Left/LTE Band 13 50%RB Mid/Zoom Scan (5x5x7)/Cube 0: Measurement grid: dx=8mm, dy=8mm, dz=5mm

Reference Value = 3.267 V/m; Power Drift = -0.17 dB

Peak SAR (extrapolated) = 0.0290 W/kg

SAR(1 g) = 0.020 W/kg; SAR(10 g) = 0.014 W/kg

Maximum value of SAR (measured) = 0.0214 W/kg



0 dB = 0.0214 W/kg = -16.70 dBW/kg

Plot 135: LTE Band 13 1RB_ Body Right _Mid**DUT: BISON GT2; Type: Smart Phone; Serial: SZ1220402-12151E-SA-S1**

Communication System: UID 0, Generic FDD-LTE (0); Frequency: 782 MHz; Duty Cycle: 1:1

Medium parameters used (interpolated): $f = 782$ MHz; $\sigma = 0.879$ S/m; $\epsilon_r = 42.816$; $\rho = 1000$ kg/m³

Phantom section: Flat Section

DASY5 Configuration:

- Probe: EX3DV4 - SN3619; ConvF(8.63, 8.63, 8.63) @ 782 MHz;
- Sensor-Surface: 4mm (Mechanical Surface Detection)
- Electronics: DAE4 Sn1211; Calibrated: 2022/03/01
- Phantom: Twin SAM; Type: QD000P40CD; Serial: 1744
- Measurement SW: DASY52, Version 52.10 (2);

Body Right/LTE Band 13 1RB Mid/Area Scan (71x91x1): Interpolated grid: dx=1.500 mm, dy=1.500 mm

Maximum value of SAR (interpolated) = 0.0600 W/kg

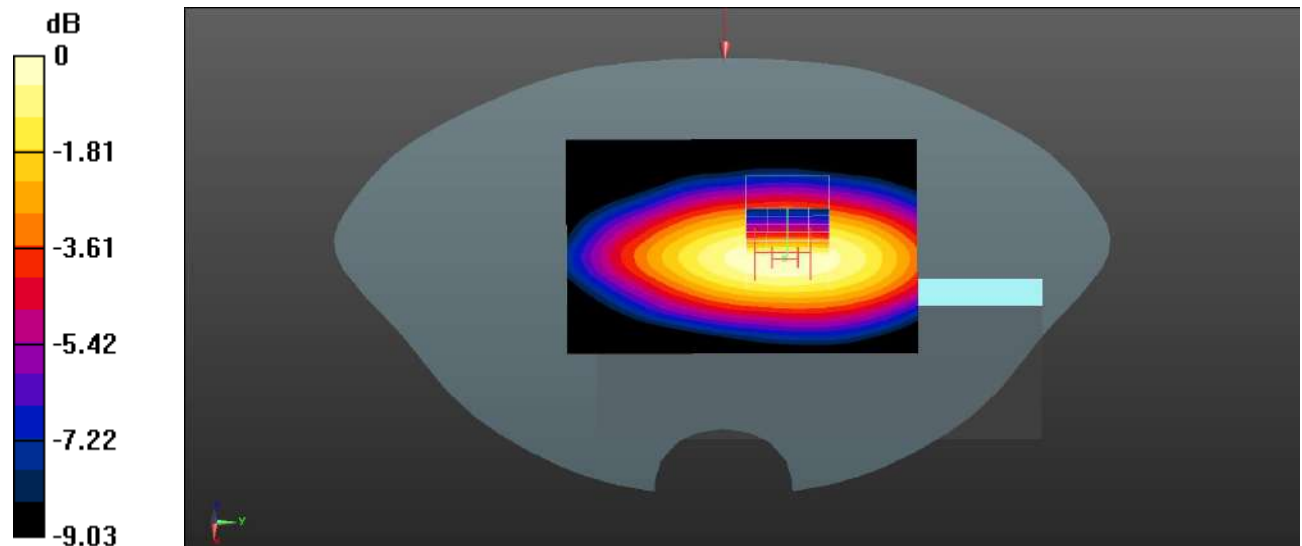
Body Right/LTE Band 13 1RB Mid/Zoom Scan (5x5x7)/Cube 0: Measurement grid: dx=8mm, dy=8mm, dz=5mm

Reference Value = 7.642 V/m; Power Drift = -0.10 dB

Peak SAR (extrapolated) = 0.0790 W/kg

SAR(1 g) = 0.057 W/kg; SAR(10 g) = 0.040 W/kg

Maximum value of SAR (measured) = 0.0602 W/kg



0 dB = 0.0602 W/kg = -12.20 dBW/kg

Plot 136: LTE Band 13 50%RB_ Body Right _Mid**DUT: BISON GT2; Type: Smart Phone; Serial: SZ1220402-12151E-SA-S1**

Communication System: UID 0, Generic FDD-LTE (0); Frequency: 782 MHz; Duty Cycle: 1:1

Medium parameters used (interpolated): $f = 782$ MHz; $\sigma = 0.879$ S/m; $\epsilon_r = 42.816$; $\rho = 1000$ kg/m³

Phantom section: Flat Section

DASY5 Configuration:

- Probe: EX3DV4 - SN3619; ConvF(8.63, 8.63, 8.63) @ 782 MHz;
- Sensor-Surface: 4mm (Mechanical Surface Detection)
- Electronics: DAE4 Sn1211; Calibrated: 2022/03/01
- Phantom: Twin SAM; Type: QD000P40CD; Serial: 1744
- Measurement SW: DASY52, Version 52.10 (2);

Body Right/LTE Band 13 50%RB Mid/Area Scan (71x91x1): Interpolated grid: dx=1.500 mm, dy=1.500 mm

Maximum value of SAR (interpolated) = 0.0537 W/kg

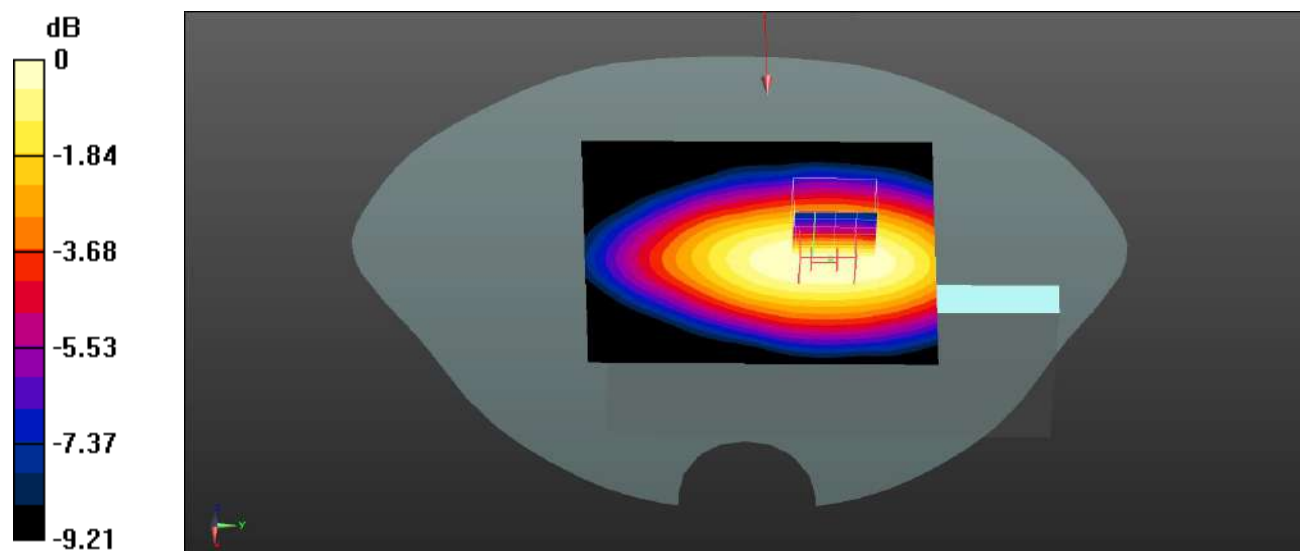
Body Right/LTE Band 13 50%RB Mid/Zoom Scan (5x5x7)/Cube 0: Measurement grid: dx=8mm, dy=8mm, dz=5mm

Reference Value = 7.140 V/m; Power Drift = -0.14 dB

Peak SAR (extrapolated) = 0.0680 W/kg

SAR(1 g) = 0.049 W/kg; SAR(10 g) = 0.034 W/kg

Maximum value of SAR (measured) = 0.0516 W/kg



0 dB = 0.0516 W/kg = -12.87 dBW/kg

Plot 137: LTE Band 13 1RB_ Body Bottom _Mid**DUT: BISON GT2; Type: Smart Phone; Serial: SZ1220402-12151E-SA-S1**

Communication System: UID 0, Generic FDD-LTE (0); Frequency: 782 MHz; Duty Cycle: 1:1

Medium parameters used (interpolated): $f = 782$ MHz; $\sigma = 0.879$ S/m; $\epsilon_r = 42.816$; $\rho = 1000$ kg/m³

Phantom section: Flat Section

DASY5 Configuration:

- Probe: EX3DV4 - SN3619; ConvF(8.63, 8.63, 8.63) @ 782 MHz;
- Sensor-Surface: 4mm (Mechanical Surface Detection)
- Electronics: DAE4 Sn1211; Calibrated: 2022/03/01
- Phantom: Twin SAM; Type: QD000P40CD; Serial: 1744
- Measurement SW: DASY52, Version 52.10 (2);

Body Bottom/LTE Band 13 1RB Mid/Area Scan (71x91x1): Interpolated grid: dx=1.500 mm, dy=1.500 mm

Maximum value of SAR (interpolated) = 0.0368 W/kg

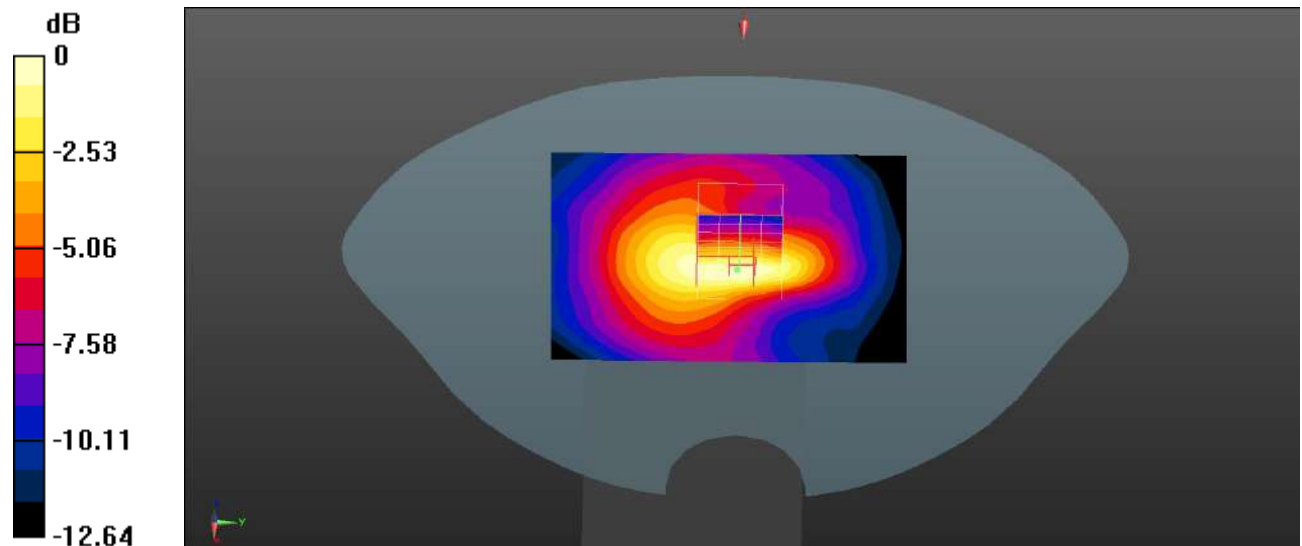
Body Bottom/LTE Band 13 1RB Mid/Zoom Scan (5x5x7)/Cube 0: Measurement grid: dx=8mm, dy=8mm, dz=5mm

Reference Value = 6.275 V/m; Power Drift = -0.06 dB

Peak SAR (extrapolated) = 0.0510 W/kg

SAR(1 g) = 0.032 W/kg; SAR(10 g) = 0.020 W/kg

Maximum value of SAR (measured) = 0.0355 W/kg



0 dB = 0.0355 W/kg = -14.50 dBW/kg

Plot 138: LTE Band 13 50%RB_ Body Bottom _Mid**DUT: BISON GT2; Type: Smart Phone; Serial: SZ1220402-12151E-SA-S1**

Communication System: UID 0, Generic FDD-LTE (0); Frequency: 782 MHz; Duty Cycle: 1:1

Medium parameters used (interpolated): $f = 782$ MHz; $\sigma = 0.879$ S/m; $\epsilon_r = 42.816$; $\rho = 1000$ kg/m³

Phantom section: Flat Section

DASY5 Configuration:

- Probe: EX3DV4 - SN3619; ConvF(8.63, 8.63, 8.63) @ 782 MHz;
- Sensor-Surface: 4mm (Mechanical Surface Detection)
- Electronics: DAE4 Sn1211; Calibrated: 2022/03/01
- Phantom: Twin SAM; Type: QD000P40CD; Serial: 1744
- Measurement SW: DASY52, Version 52.10 (2);

Body Bottom/LTE Band 13 50%RB Mid/Area Scan (71x91x1): Interpolated grid: dx=1.500 mm, dy=1.500 mm

Maximum value of SAR (interpolated) = 0.0281 W/kg

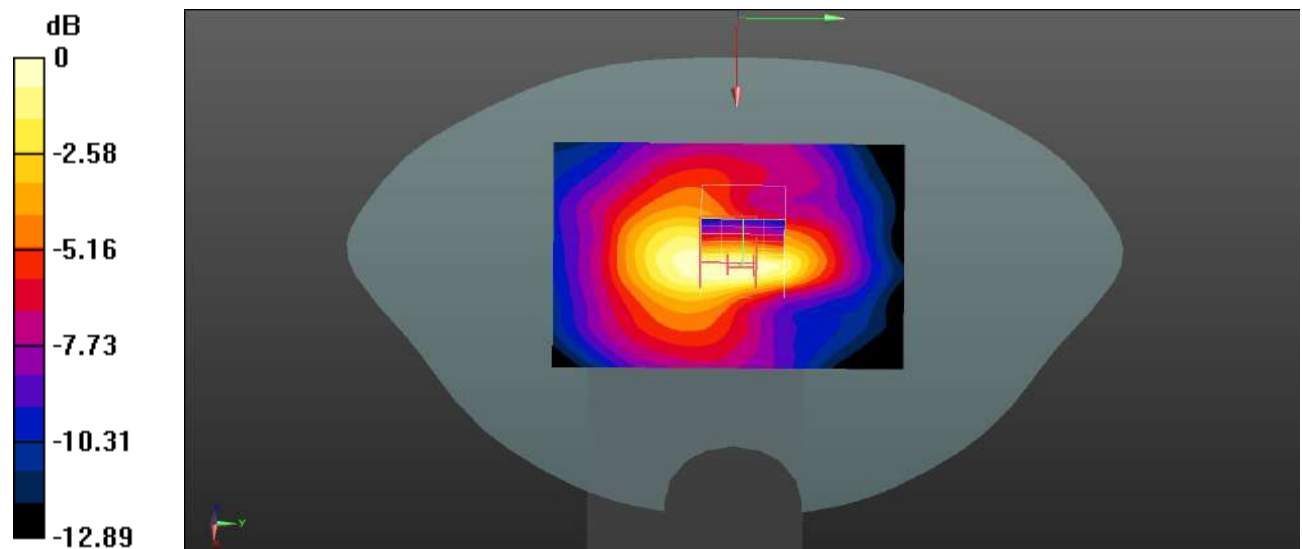
Body Bottom/LTE Band 13 50%RB Mid/Zoom Scan (5x5x7)/Cube 0: Measurement grid: dx=8mm, dy=8mm, dz=5mm

Reference Value = 5.493 V/m; Power Drift = -0.03 dB

Peak SAR (extrapolated) = 0.0370 W/kg

SAR(1 g) = 0.024 W/kg; SAR(10 g) = 0.015 W/kg

Maximum value of SAR (measured) = 0.0264 W/kg



0 dB = 0.0264 W/kg = -15.78 dBW/kg

Plot 139#: LTE Band 41 1RB_ Head Left Cheek _Mid-High**DUT: BISON GT2; Type: Smart Phone; Serial: SZ1220402-12151E-SA-S1**

Communication System: UID 0, Generic TDD-LTE (0); Frequency: 2620 MHz; Duty Cycle: 1:1.58
 Medium parameters used (interpolated): $f = 2620$ MHz; $\sigma = 2.009$ S/m; $\epsilon_r = 38.018$; $\rho = 1000$ kg/m³
 Phantom section: Left Section

DASY5 Configuration:

- Probe: EX3DV4 - SN3619; ConvF(6.53, 6.53, 6.53) @ 2620 MHz;
- Sensor-Surface: 4mm (Mechanical Surface Detection)
- Electronics: DAE4 Sn1211; Calibrated: 2022/03/01
- Phantom: Twin SAM; Type: QD000P40CD; Serial: 1744
- Measurement SW: DASY52, Version 52.10 (2);

Head Left Cheek/LTE Band 41 1RB Mid-High/Area Scan (101x111x1): Interpolated grid: dx=1.000 mm, dy=1.000 mm

Maximum value of SAR (interpolated) = 0.476 W/kg

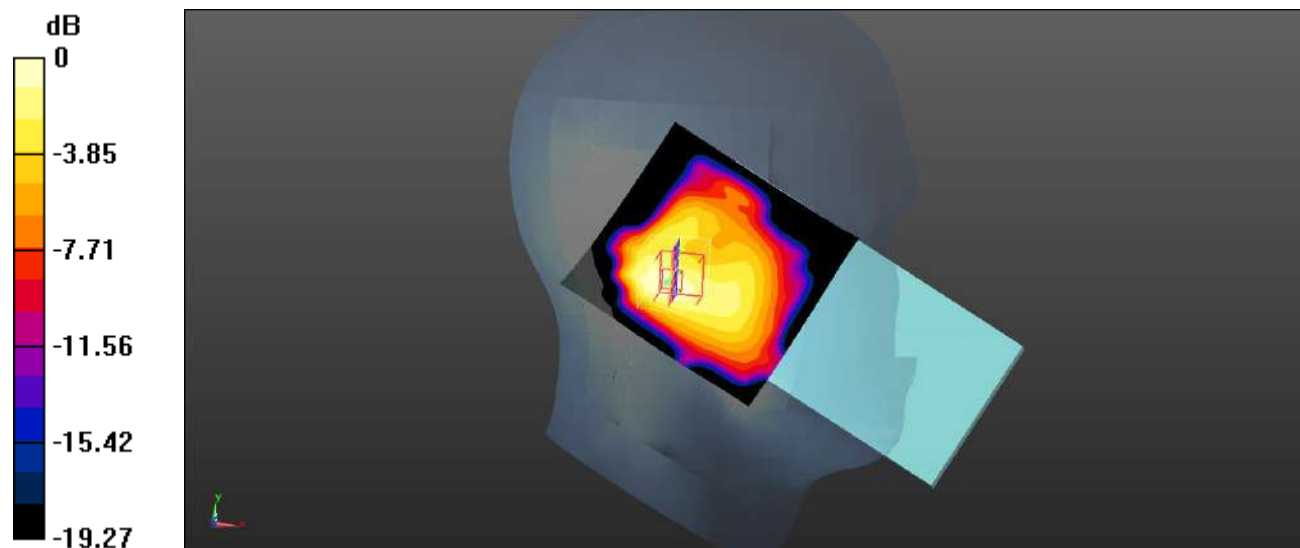
Head Left Cheek/LTE Band 41 1RB Mid-High/Zoom Scan (7x7x7)/Cube 0: Measurement grid: dx=5mm, dy=5mm, dz=5mm

Reference Value = 10.57 V/m; Power Drift = -0.01 dB

Peak SAR (extrapolated) = 0.815 W/kg

SAR(1 g) = 0.423 W/kg; SAR(10 g) = 0.214 W/kg

Maximum value of SAR (measured) = 0.474 W/kg



0 dB = 0.474 W/kg = -3.24 dBW/kg

Plot 140#: LTE Band 41 50%RB_ Head Left Cheek _Mid-High**DUT: BISON GT2; Type: Smart Phone; Serial: SZ1220402-12151E-SA-S1**

Communication System: UID 0, Generic TDD-LTE (0); Frequency: 2620 MHz; Duty Cycle: 1:1.58
Medium parameters used (interpolated): $f = 2620$ MHz; $\sigma = 2.009$ S/m; $\epsilon_r = 38.018$; $\rho = 1000$ kg/m³
Phantom section: Left Section

DASY5 Configuration:

- Probe: EX3DV4 - SN3619; ConvF(6.53, 6.53, 6.53) @ 2620 MHz;
- Sensor-Surface: 4mm (Mechanical Surface Detection)
- Electronics: DAE4 Sn1211; Calibrated: 2022/03/01
- Phantom: Twin SAM; Type: QD000P40CD; Serial: 1744
- Measurement SW: DASY52, Version 52.10 (2);

Head Left Cheek/LTE Band 41 50%RB Mid-High/Area Scan (101x111x1): Interpolated grid: dx=1.000 mm, dy=1.000 mm

Maximum value of SAR (interpolated) = 0.388 W/kg

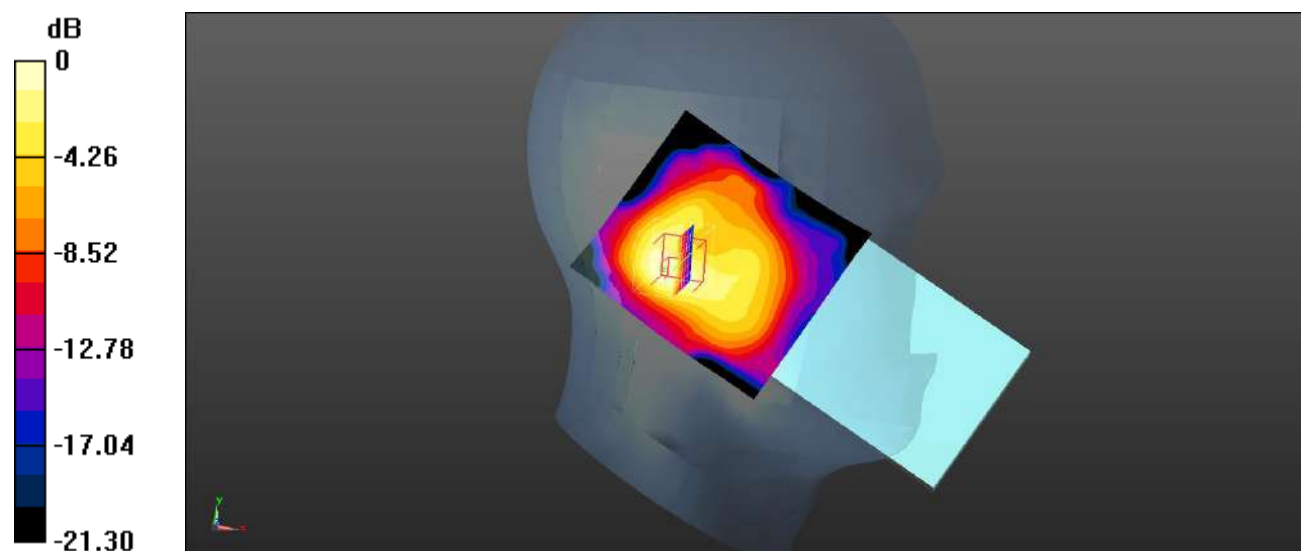
Head Left Cheek/LTE Band 41 50%RB Mid-High/Zoom Scan (7x7x7)/Cube 0: Measurement grid: dx=5mm, dy=5mm, dz=5mm

Reference Value = 9.615 V/m; Power Drift = 0.11 dB

Peak SAR (extrapolated) = 0.675 W/kg

SAR(1 g) = 0.350 W/kg; SAR(10 g) = 0.173 W/kg

Maximum value of SAR (measured) = 0.391 W/kg



0 dB = 0.391 W/kg = -4.08 dBW/kg

Plot 141#: LTE Band 41 1RB_ Head Left Tilt _Mid-High**DUT: BISON GT2; Type: Smart Phone; Serial: SZ1220402-12151E-SA-S1**

Communication System: UID 0, Generic TDD-LTE (0); Frequency: 2620 MHz; Duty Cycle: 1:1.58
 Medium parameters used (interpolated): $f = 2620$ MHz; $\sigma = 2.009$ S/m; $\epsilon_r = 38.018$; $\rho = 1000$ kg/m³
 Phantom section: Left Section

DASY5 Configuration:

- Probe: EX3DV4 - SN3619; ConvF(6.53, 6.53, 6.53) @ 2620 MHz;
- Sensor-Surface: 4mm (Mechanical Surface Detection)
- Electronics: DAE4 Sn1211; Calibrated: 2022/03/01
- Phantom: Twin SAM; Type: QD000P40CD; Serial: 1744
- Measurement SW: DASY52, Version 52.10 (2);

Head Left Tilt/LTE Band 41 1RB Mid-High/Area Scan (101x131x1): Interpolated grid: dx=1.000 mm, dy=1.000 mm

Maximum value of SAR (interpolated) = 0.324 W/kg

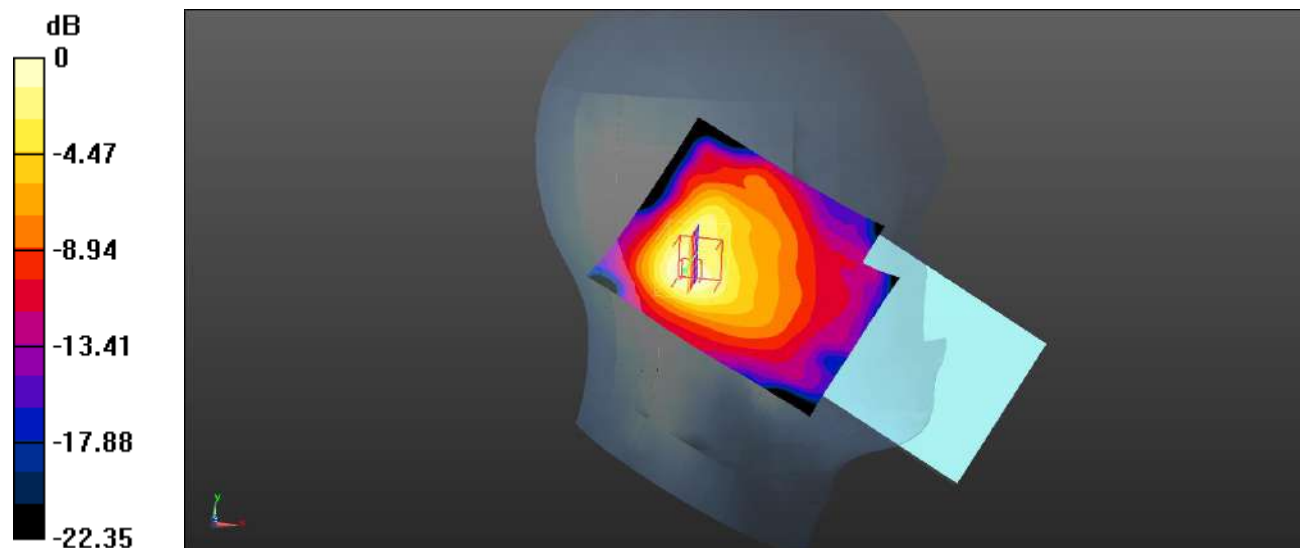
Head Left Tilt/LTE Band 41 1RB Mid-High/Zoom Scan (7x7x7)/Cube 0: Measurement grid: dx=5mm, dy=5mm, dz=5mm

Reference Value = 10.01 V/m; Power Drift = 0.13 dB

Peak SAR (extrapolated) = 0.567 W/kg

SAR(1 g) = 0.292 W/kg; SAR(10 g) = 0.149 W/kg

Maximum value of SAR (measured) = 0.321 W/kg



0 dB = 0.321 W/kg = -4.93 dBW/kg

Plot 142#: LTE Band 41 50%RB_ Head Left Tilt _Mid-High**DUT: BISON GT2; Type: Smart Phone; Serial: SZ1220402-12151E-SA-S1**

Communication System: UID 0, Generic TDD-LTE (0); Frequency: 2620 MHz; Duty Cycle: 1:1.58
 Medium parameters used (interpolated): $f = 2620$ MHz; $\sigma = 2.009$ S/m; $\epsilon_r = 38.018$; $\rho = 1000$ kg/m³
 Phantom section: Left Section

DASY5 Configuration:

- Probe: EX3DV4 - SN3619; ConvF(6.53, 6.53, 6.53) @ 2620 MHz;
- Sensor-Surface: 4mm (Mechanical Surface Detection)
- Electronics: DAE4 Sn1211; Calibrated: 2022/03/01
- Phantom: Twin SAM; Type: QD000P40CD; Serial: 1744
- Measurement SW: DASY52, Version 52.10 (2);

Head Left Tilt/LTE Band 41 50%RB Mid-High/Area Scan (101x131x1): Interpolated grid: dx=1.000 mm, dy=1.000 mm

Maximum value of SAR (interpolated) = 0.268 W/kg

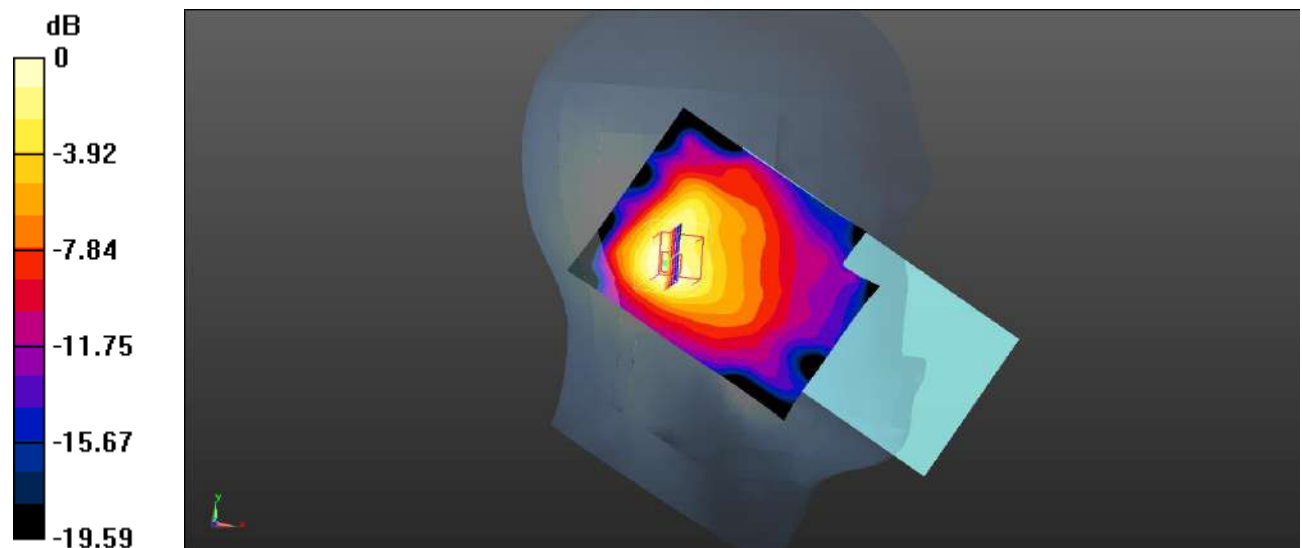
Head Left Tilt/LTE Band 41 50%RB Mid-High/Zoom Scan (7x7x7)/Cube 0: Measurement grid: dx=5mm, dy=5mm, dz=5mm

Reference Value = 9.344 V/m; Power Drift = -0.02 dB

Peak SAR (extrapolated) = 0.447 W/kg

SAR(1 g) = 0.236 W/kg; SAR(10 g) = 0.120 W/kg

Maximum value of SAR (measured) = 0.259 W/kg



0 dB = 0.259 W/kg = -5.87 dBW/kg

Plot 143#: LTE Band 41 1RB_ Head Right Cheek _Low**DUT: BISON GT2; Type: Smart Phone; Serial: SZ1220402-12151E-SA-S1**

Communication System: UID 0, Generic TDD-LTE (0); Frequency: 2565 MHz; Duty Cycle: 1:1.58
Medium parameters used (interpolated): $f = 2565$ MHz; $\sigma = 1.951$ S/m; $\epsilon_r = 38.145$; $\rho = 1000$ kg/m³
Phantom section: Right Section

DASY5 Configuration:

- Probe: EX3DV4 - SN3619; ConvF(6.53, 6.53, 6.53) @ 2565 MHz;
- Sensor-Surface: 4mm (Mechanical Surface Detection)
- Electronics: DAE4 Sn1211; Calibrated: 2022/03/01
- Phantom: Twin SAM; Type: QD000P40CD; Serial: 1744
- Measurement SW: DASY52, Version 52.10 (2);

Head Right Cheek/LTE Band 41 1RB Low/Area Scan (101x111x1): Interpolated grid: dx=1.000 mm, dy=1.000 mm
Maximum value of SAR (interpolated) = 1.35 W/kg


Head Right Cheek/LTE Band 41 1RB Low/Zoom Scan (7x7x7)/Cube 0: Measurement grid: dx=5mm, dy=5mm, dz=5mm

Reference Value = 8.503 V/m; Power Drift = 0.17 dB

Peak SAR (extrapolated) = 2.58 W/kg

SAR(1 g) = 1.16 W/kg; SAR(10 g) = 0.520 W/kg

Maximum value of SAR (measured) = 1.34 W/kg



0 dB = 1.34 W/kg = 1.27 dBW/kg

Plot 144#: LTE Band 41 1RB_ Head Right Cheek _Low-Mid**DUT: BISON GT2; Type: Smart Phone; Serial: SZ1220402-12151E-SA-S1**

Communication System: UID 0, Generic TDD-LTE (0); Frequency: 2595 MHz; Duty Cycle: 1:1.58

Medium parameters used (interpolated): $f = 2595$ MHz; $\sigma = 1.984$ S/m; $\epsilon_r = 38.188$; $\rho = 1000$ kg/m³

Phantom section: Right Section

DASY5 Configuration:

- Probe: EX3DV4 - SN3619; ConvF(6.53, 6.53, 6.53) @ 2595 MHz;
- Sensor-Surface: 4mm (Mechanical Surface Detection)
- Electronics: DAE4 Sn1211; Calibrated: 2022/03/01
- Phantom: Twin SAM; Type: QD000P40CD; Serial: 1744
- Measurement SW: DASY52, Version 52.10 (2);

Head Right Cheek/LTE Band 41 1RB Low-Mid/Area Scan (101x111x1): Interpolated grid: dx=1.000 mm, dy=1.000 mm

Maximum value of SAR (interpolated) = 1.33 W/kg

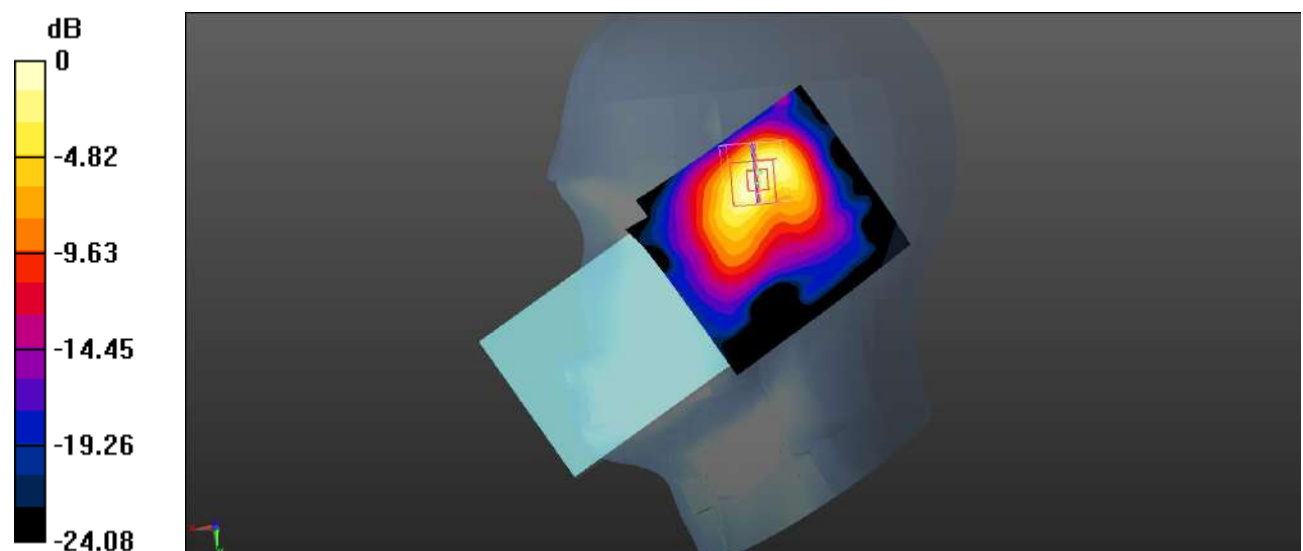
Head Right Cheek/LTE Band 41 1RB Low-Mid/Zoom Scan (7x7x7)/Cube 0: Measurement grid: dx=5mm, dy=5mm, dz=5mm

Reference Value = 9.316 V/m; Power Drift = 0.05 dB

Peak SAR (extrapolated) = 2.73 W/kg

SAR(1 g) = 1.22 W/kg; SAR(10 g) = 0.544 W/kg

Maximum value of SAR (measured) = 1.40 W/kg



0 dB = 1.40 W/kg = 1.46 dBW/kg

Plot 145#: LTE Band 41 1RB_ Head Right Cheek _ Mid-High**DUT: BISON GT2; Type: Smart Phone; Serial: SZ1220402-12151E-SA-S1**

Communication System: UID 0, Generic TDD-LTE (0); Frequency: 2620 MHz; Duty Cycle: 1:1.58
Medium parameters used (interpolated): $f = 2620$ MHz; $\sigma = 2.009$ S/m; $\epsilon_r = 38.018$; $\rho = 1000$ kg/m³
Phantom section: Right Section

DASY5 Configuration:

- Probe: EX3DV4 - SN3619; ConvF(6.53, 6.53, 6.53) @ 2620 MHz;
- Sensor-Surface: 4mm (Mechanical Surface Detection)
- Electronics: DAE4 Sn1211; Calibrated: 2022/03/01
- Phantom: Twin SAM; Type: QD000P40CD; Serial: 1744
- Measurement SW: DASY52, Version 52.10 (2);

Head Right Cheek/LTE Band 41 1RB Mid-High/Area Scan (101x111x1): Interpolated grid: dx=1.000 mm, dy=1.000 mm

Maximum value of SAR (interpolated) = 1.24 W/kg


Head Right Cheek/LTE Band 41 1RB Mid-High/Zoom Scan (7x7x7)/Cube 0: Measurement grid: dx=5mm, dy=5mm, dz=5mm

Reference Value = 8.946 V/m; Power Drift = -0.07 dB

Peak SAR (extrapolated) = 2.44 W/kg

SAR(1 g) = 1.1 W/kg; SAR(10 g) = 0.486 W/kg

Maximum value of SAR (measured) = 1.26 W/kg



0 dB = 1.26 W/kg = 1.00 dBW/kg

Plot 146#: LTE Band 41 1RB_ Head Right Cheek_High**DUT: BISON GT2; Type: Smart Phone; Serial: SZ1220402-12151E-SA-S1**

Communication System: UID 0, Generic TDD-LTE (0); Frequency: 2645 MHz; Duty Cycle: 1:1.58
 Medium parameters used (interpolated): $f = 2645$ MHz; $\sigma = 2.037$ S/m; $\epsilon_r = 37.946$; $\rho = 1000$ kg/m³
 Phantom section: Right Section

DASY5 Configuration:

- Probe: EX3DV4 - SN3619; ConvF(6.53, 6.53, 6.53) @ 2645 MHz;
- Sensor-Surface: 4mm (Mechanical Surface Detection)
- Electronics: DAE4 Sn1211; Calibrated: 2022/03/01
- Phantom: Twin SAM; Type: QD000P40CD; Serial: 1744
- Measurement SW: DASY52, Version 52.10 (2);

Head Right Cheek/LTE Band 41 1RB High/Area Scan (101x111x1): Interpolated grid: dx=1.000 mm, dy=1.000 mm
 Maximum value of SAR (interpolated) = 1.28 W/kg

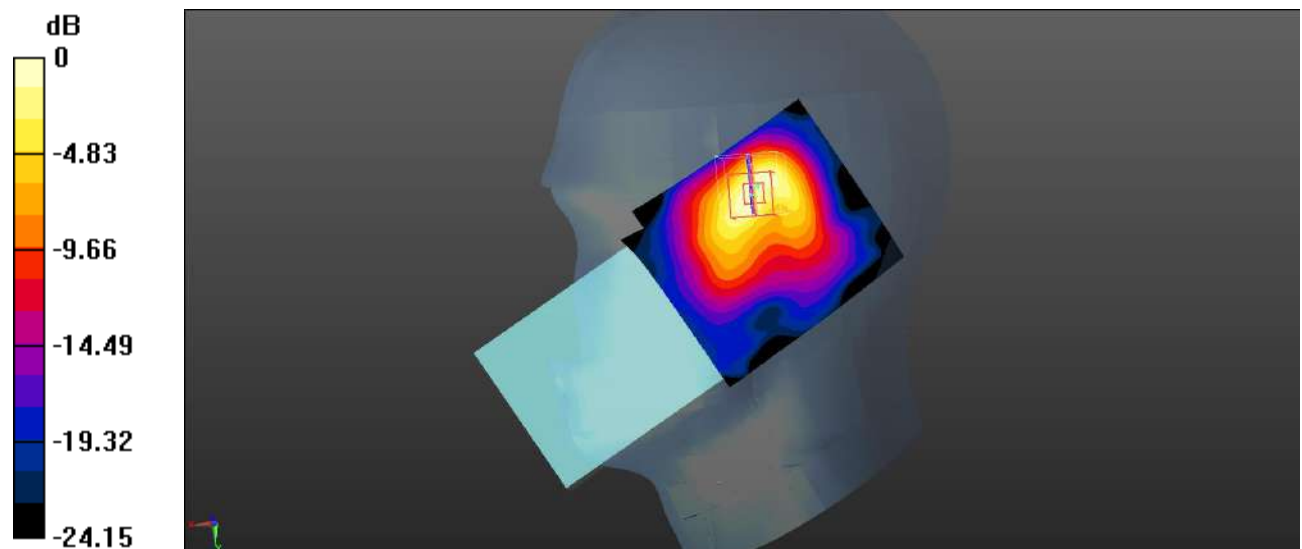
Head Right Cheek/LTE Band 41 1RB High/Zoom Scan (7x7x7)/Cube 0: Measurement grid: dx=5mm, dy=5mm, dz=5mm

Reference Value = 10.85 V/m; Power Drift = -0.12 dB

Peak SAR (extrapolated) = 2.70 W/kg

SAR(1 g) = 1.17 W/kg; SAR(10 g) = 0.518 W/kg

Maximum value of SAR (measured) = 1.34 W/kg



0 dB = 1.34 W/kg = 1.27 dBW/kg

Plot 147#: LTE Band 41 50%RB_ Head Right Cheek_Low**DUT: BISON GT2; Type: Smart Phone; Serial: SZ1220402-12151E-SA-S1**

Communication System: UID 0, Generic TDD-LTE (0); Frequency: 2565 MHz; Duty Cycle: 1:1.58

Medium parameters used (interpolated): $f = 2565$ MHz; $\sigma = 1.951$ S/m; $\epsilon_r = 38.145$; $\rho = 1000$ kg/m³

Phantom section: Right Section

DASY5 Configuration:

- Probe: EX3DV4 - SN3619; ConvF(6.53, 6.53, 6.53) @ 2565 MHz;
- Sensor-Surface: 4mm (Mechanical Surface Detection)
- Electronics: DAE4 Sn1211; Calibrated: 2022/03/01
- Phantom: Twin SAM; Type: QD000P40CD; Serial: 1744
- Measurement SW: DASY52, Version 52.10 (2);

Head Right Cheek/LTE Band 41 50%RB Low/Area Scan (101x111x1): Interpolated grid: dx=1.000 mm, dy=1.000 mm

Maximum value of SAR (interpolated) = 1.19 W/kg


Head Right Cheek/LTE Band 41 50%RB Low/Zoom Scan (7x7x7)/Cube 0: Measurement grid: dx=5mm, dy=5mm, dz=5mm

Reference Value = 8.976 V/m; Power Drift = -0.07 dB

Peak SAR (extrapolated) = 2.39 W/kg

SAR(1 g) = 1.05 W/kg; SAR(10 g) = 0.464 W/kg

Maximum value of SAR (measured) = 1.20 W/kg



0 dB = 1.20 W/kg = 0.79 dBW/kg

Plot 148#: LTE Band 41 50%RB_ Head Right Cheek _Low-Mid**DUT: BISON GT2; Type: Smart Phone; Serial: SZ1220402-12151E-SA-S1**

Communication System: UID 0, Generic TDD-LTE (0); Frequency: 2595 MHz; Duty Cycle: 1:1.58
 Medium parameters used (interpolated): $f = 2595$ MHz; $\sigma = 1.984$ S/m; $\epsilon_r = 38.188$; $\rho = 1000$ kg/m³
 Phantom section: Right Section

DASY5 Configuration:

- Probe: EX3DV4 - SN3619; ConvF(6.53, 6.53, 6.53) @ 2595 MHz;
- Sensor-Surface: 4mm (Mechanical Surface Detection)
- Electronics: DAE4 Sn1211; Calibrated: 2022/03/01
- Phantom: Twin SAM; Type: QD000P40CD; Serial: 1744
- Measurement SW: DASY52, Version 52.10 (2);

Head Right Cheek/LTE Band 41 50%RB Low-Mid/Area Scan (101x111x1): Interpolated grid: dx=1.000 mm, dy=1.000 mm

Maximum value of SAR (interpolated) = 1.08 W/kg


Head Right Cheek/LTE Band 41 50%RB Low-Mid/Zoom Scan (7x7x7)/Cube 0: Measurement grid: dx=5mm, dy=5mm, dz=5mm

Reference Value = 9.693 V/m; Power Drift = 0.08 dB

Peak SAR (extrapolated) = 2.20 W/kg

SAR(1 g) = 0.963 W/kg; SAR(10 g) = 0.424 W/kg

Maximum value of SAR (measured) = 1.10 W/kg



0 dB = 1.10 W/kg = 0.41 dBW/kg

Plot 149#: LTE Band 41 50%RB_ Head Right Cheek _ Mid-High**DUT: BISON GT2; Type: Smart Phone; Serial: SZ1220402-12151E-SA-S1**

Communication System: UID 0, Generic TDD-LTE (0); Frequency: 2620 MHz; Duty Cycle: 1:1.58
 Medium parameters used (interpolated): $f = 2620$ MHz; $\sigma = 2.009$ S/m; $\epsilon_r = 38.018$; $\rho = 1000$ kg/m³
 Phantom section: Right Section

DASY5 Configuration:

- Probe: EX3DV4 - SN3619; ConvF(6.53, 6.53, 6.53) @ 2620 MHz;
- Sensor-Surface: 4mm (Mechanical Surface Detection)
- Electronics: DAE4 Sn1211; Calibrated: 2022/03/01
- Phantom: Twin SAM; Type: QD000P40CD; Serial: 1744
- Measurement SW: DASY52, Version 52.10 (2);

Head Right Cheek/LTE Band 41 50%RB Mid-High/Area Scan (101x121x1): Interpolated grid: dx=1.000 mm, dy=1.000 mm

Maximum value of SAR (interpolated) = 1.03 W/kg

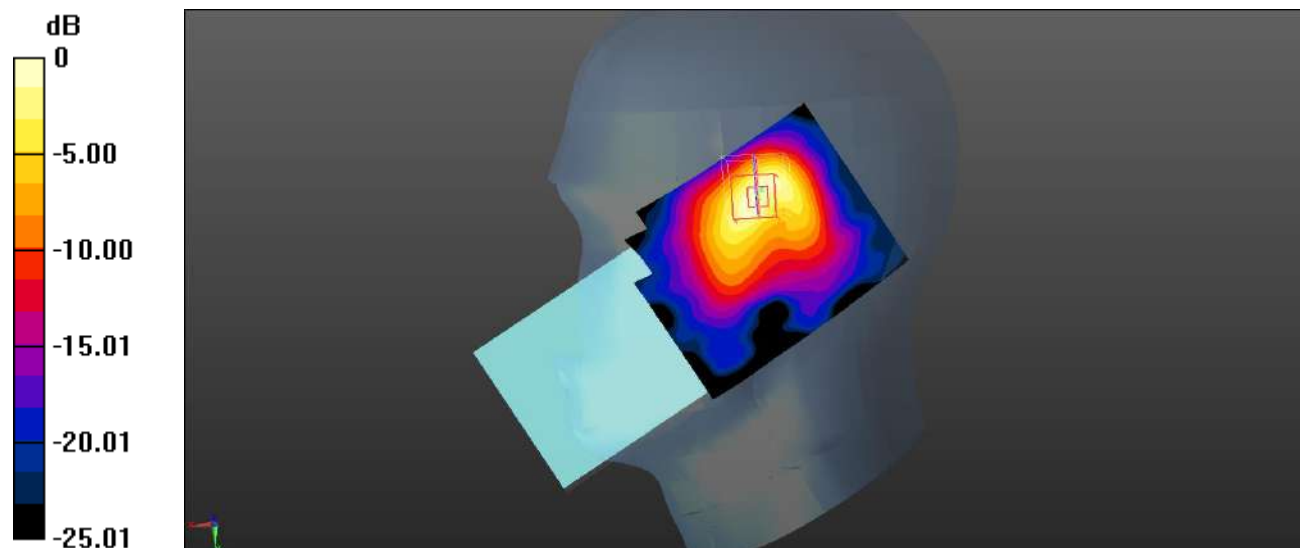
Head Right Cheek/LTE Band 41 50%RB Mid-High/Zoom Scan (7x7x7)/Cube 0: Measurement grid: dx=5mm, dy=5mm, dz=5mm

Reference Value = 9.297 V/m; Power Drift = -0.11 dB

Peak SAR (extrapolated) = 2.19 W/kg

SAR(1 g) = 0.959 W/kg; SAR(10 g) = 0.422 W/kg

Maximum value of SAR (measured) = 1.09 W/kg



0 dB = 1.09 W/kg = 0.37 dBW/kg

Plot 150#: LTE Band 41 50%RB_ Head Right Cheek_High**DUT: BISON GT2; Type: Smart Phone; Serial: SZ1220402-12151E-SA-S1**

Communication System: UID 0, Generic TDD-LTE (0); Frequency: 2645 MHz; Duty Cycle: 1:1.58

Medium parameters used (interpolated): $f = 2645$ MHz; $\sigma = 2.037$ S/m; $\epsilon_r = 37.946$; $\rho = 1000$ kg/m³

Phantom section: Right Section

DASY5 Configuration:

- Probe: EX3DV4 - SN3619; ConvF(6.53, 6.53, 6.53) @ 2645 MHz;
- Sensor-Surface: 4mm (Mechanical Surface Detection)
- Electronics: DAE4 Sn1211; Calibrated: 2022/03/01
- Phantom: Twin SAM; Type: QD000P40CD; Serial: 1744
- Measurement SW: DASY52, Version 52.10 (2);

Head Right Cheek/LTE Band 41 50%RB High/Area Scan (101x111x1): Interpolated grid: dx=1.000 mm, dy=1.000 mm

Maximum value of SAR (interpolated) = 0.970 W/kg


Head Right Cheek/LTE Band 41 50%RB High/Zoom Scan (7x7x7)/Cube 0: Measurement grid: dx=5mm, dy=5mm, dz=5mm

Reference Value = 10.87 V/m; Power Drift = 0.01 dB

Peak SAR (extrapolated) = 1.97 W/kg

SAR(1 g) = 0.843 W/kg; SAR(10 g) = 0.368 W/kg

Maximum value of SAR (measured) = 0.982 W/kg



0 dB = 0.982 W/kg = -0.08 dBW/kg

Plot 151#: LTE Band 41 100%RB_ Head Right Cheek _ Mid-High**DUT: BISON GT2; Type: Smart Phone; Serial: SZ1220402-12151E-SA-S1**

Communication System: UID 0, Generic TDD-LTE (0); Frequency: 2620 MHz; Duty Cycle: 1:1.58
Medium parameters used (interpolated): $f = 2620$ MHz; $\sigma = 2.009$ S/m; $\epsilon_r = 38.018$; $\rho = 1000$ kg/m³
Phantom section: Right Section

DASY5 Configuration:

- Probe: EX3DV4 - SN3619; ConvF(6.53, 6.53, 6.53) @ 2620 MHz;
- Sensor-Surface: 4mm (Mechanical Surface Detection)
- Electronics: DAE4 Sn1211; Calibrated: 2022/03/01
- Phantom: Twin SAM; Type: QD000P40CD; Serial: 1744
- Measurement SW: DASY52, Version 52.10 (2);

Head Right Cheek/LTE Band 41 100%RB Mid-High/Area Scan (101x121x1): Interpolated grid: dx=1.000 mm, dy=1.000 mm

Maximum value of SAR (interpolated) = 1.02 W/kg


Head Right Cheek/LTE Band 41 100%RB Mid-High/Zoom Scan (7x7x7)/Cube 0: Measurement grid: dx=5mm, dy=5mm, dz=5mm

Reference Value = 9.304 V/m; Power Drift = -0.04 dB

Peak SAR (extrapolated) = 2.16 W/kg

SAR(1 g) = 0.943 W/kg; SAR(10 g) = 0.416 W/kg

Maximum value of SAR (measured) = 1.07 W/kg



0 dB = 1.07 W/kg = 0.29 dBW/kg

Plot 152#: LTE Band 41 1RB_ Head Right Tilt _ Mid-High**DUT: BISON GT2; Type: Smart Phone; Serial: SZ1220402-12151E-SA-S1**

Communication System: UID 0, Generic TDD-LTE (0); Frequency: 2620 MHz; Duty Cycle: 1:1.58
 Medium parameters used (interpolated): $f = 2620$ MHz; $\sigma = 2.009$ S/m; $\epsilon_r = 38.018$; $\rho = 1000$ kg/m³
 Phantom section: Right Section

DASY5 Configuration:

- Probe: EX3DV4 - SN3619; ConvF(6.53, 6.53, 6.53) @ 2620 MHz;
- Sensor-Surface: 4mm (Mechanical Surface Detection)
- Electronics: DAE4 Sn1211; Calibrated: 2022/03/01
- Phantom: Twin SAM; Type: QD000P40CD; Serial: 1744
- Measurement SW: DASY52, Version 52.10 (2);

Head Right Tilt/LTE Band 41 1RB Mid-High/Area Scan (101x121x1): Interpolated grid: dx=1.000 mm, dy=1.000 mm

Maximum value of SAR (interpolated) = 0.760 W/kg

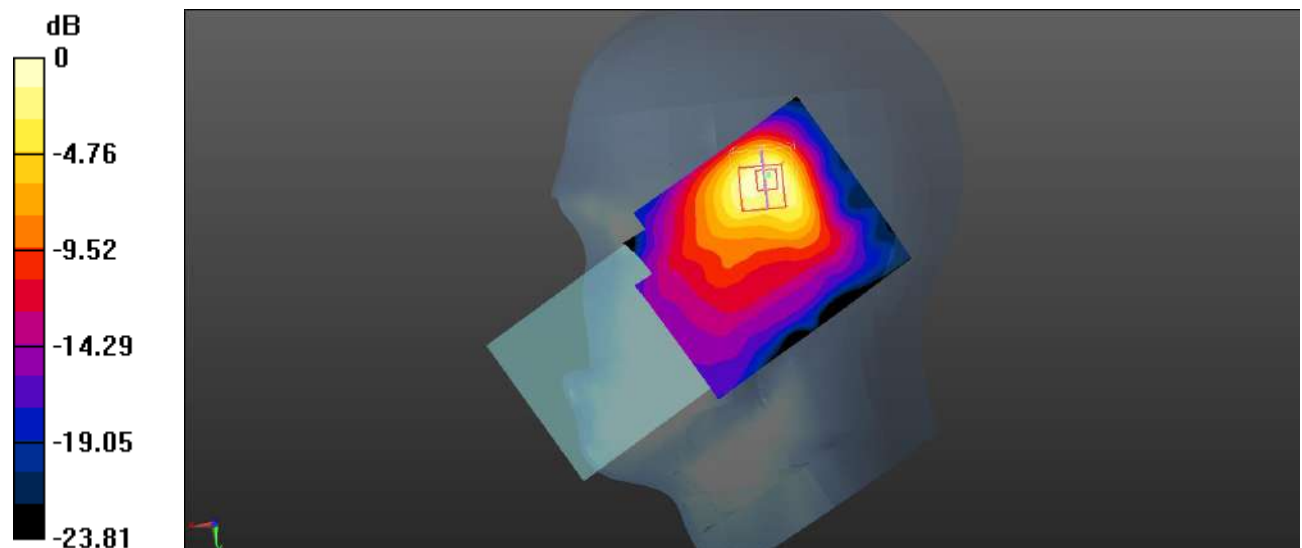
Head Right Tilt/LTE Band 41 1RB Mid-High/Zoom Scan (7x7x7)/Cube 0: Measurement grid: dx=5mm, dy=5mm, dz=5mm

Reference Value = 8.816 V/m; Power Drift = -0.07 dB

Peak SAR (extrapolated) = 1.54 W/kg

SAR(1 g) = 0.670 W/kg; SAR(10 g) = 0.315 W/kg

Maximum value of SAR (measured) = 0.746 W/kg



0 dB = 0.746 W/kg = -1.27 dBW/kg

Plot 153#: LTE Band 41 50%RB_ Head Right Tilt _ Mid-High**DUT: BISON GT2; Type: Smart Phone; Serial: SZ1220402-12151E-SA-S1**

Communication System: UID 0, Generic TDD-LTE (0); Frequency: 2620 MHz; Duty Cycle: 1:1.58
 Medium parameters used (interpolated): $f = 2620$ MHz; $\sigma = 2.009$ S/m; $\epsilon_r = 38.018$; $\rho = 1000$ kg/m³
 Phantom section: Right Section

DASY5 Configuration:

- Probe: EX3DV4 - SN3619; ConvF(6.53, 6.53, 6.53) @ 2620 MHz;
- Sensor-Surface: 4mm (Mechanical Surface Detection)
- Electronics: DAE4 Sn1211; Calibrated: 2022/03/01
- Phantom: Twin SAM; Type: QD000P40CD; Serial: 1744
- Measurement SW: DASY52, Version 52.10 (2);

Head Right Tilt/LTE Band 41 50%RB Mid-High/Area Scan (101x121x1): Interpolated grid: $dx=1.000$ mm, $dy=1.000$ mm

Maximum value of SAR (interpolated) = 0.630 W/kg

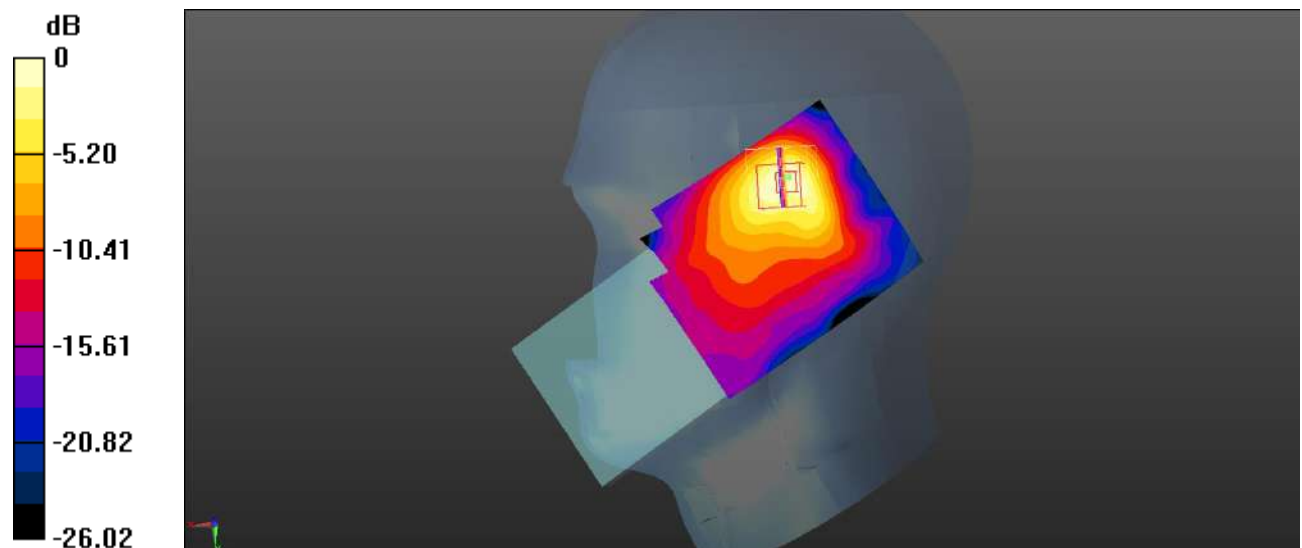
Head Right Tilt/LTE Band 41 50%RB Mid-High/Zoom Scan (7x7x7)/Cube 0: Measurement grid: $dx=5$ mm, $dy=5$ mm, $dz=5$ mm

Reference Value = 8.012 V/m; Power Drift = -0.12 dB

Peak SAR (extrapolated) = 1.28 W/kg

SAR(1 g) = 0.585 W/kg; SAR(10 g) = 0.272 W/kg

Maximum value of SAR (measured) = 0.618 W/kg



0 dB = 0.618 W/kg = -2.09 dBW/kg

Plot 154#: LTE Band 41 1RB_ Body Front _Mid-High**DUT: BISON GT2; Type: Smart Phone; Serial: SZ1220402-12151E-SA-S1**

Communication System: UID 0, Generic TDD-LTE (0); Frequency: 2620 MHz; Duty Cycle: 1:1.58
Medium parameters used (interpolated): $f = 2620$ MHz; $\sigma = 2.009$ S/m; $\epsilon_r = 38.018$; $\rho = 1000$ kg/m³
Phantom section: Flat Section

DASY5 Configuration:

- Probe: EX3DV4 - SN3619; ConvF(6.53, 6.53, 6.53) @ 2620 MHz;
- Sensor-Surface: 4mm (Mechanical Surface Detection)
- Electronics: DAE4 Sn1211; Calibrated: 2022/03/01
- Phantom: Twin SAM; Type: QD000P40CD; Serial: 1744
- Measurement SW: DASY52, Version 52.10 (2);

Body Front/LTE Band 41 1RB Mid-High/Area Scan (101x131x1): Interpolated grid: dx=1.000 mm, dy=1.000 mm
Maximum value of SAR (interpolated) = 0.178 W/kg

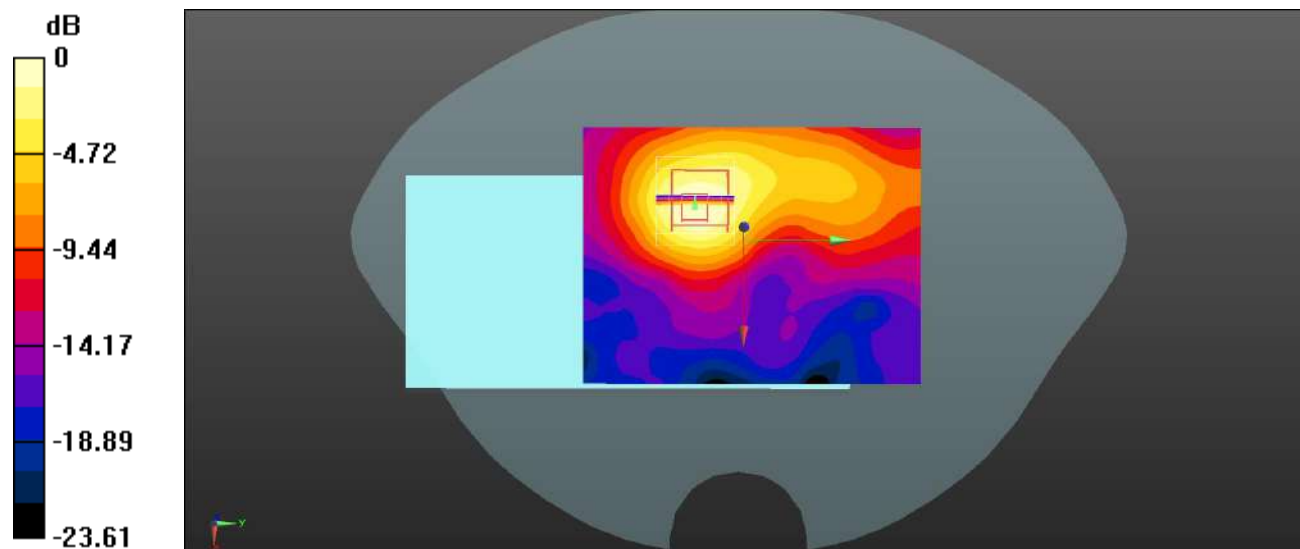
Body Front/LTE Band 41 1RB Mid-High/Zoom Scan (7x7x7)/Cube 0: Measurement grid: dx=5mm, dy=5mm, dz=5mm

Reference Value = 6.008 V/m; Power Drift = -0.13 dB

Peak SAR (extrapolated) = 0.304 W/kg

SAR(1 g) = 0.159 W/kg; SAR(10 g) = 0.081 W/kg

Maximum value of SAR (measured) = 0.174 W/kg



0 dB = 0.174 W/kg = -7.59 dBW/kg

Plot 155#: LTE Band 41 50%RB_ Body Front _Mid-High**DUT: BISON GT2; Type: Smart Phone; Serial: SZ1220402-12151E-SA-S1**

Communication System: UID 0, Generic TDD-LTE (0); Frequency: 2620 MHz; Duty Cycle: 1:1.58
 Medium parameters used (interpolated): $f = 2620$ MHz; $\sigma = 2.009$ S/m; $\epsilon_r = 38.018$; $\rho = 1000$ kg/m³
 Phantom section: Flat Section

DASY5 Configuration:

- Probe: EX3DV4 - SN3619; ConvF(6.53, 6.53, 6.53) @ 2620 MHz;
- Sensor-Surface: 4mm (Mechanical Surface Detection)
- Electronics: DAE4 Sn1211; Calibrated: 2022/03/01
- Phantom: Twin SAM; Type: QD000P40CD; Serial: 1744
- Measurement SW: DASY52, Version 52.10 (2);

Body Front/LTE Band 41 50%RB Mid-High/Area Scan (101x131x1): Interpolated grid: dx=1.000 mm, dy=1.000 mm

Maximum value of SAR (interpolated) = 0.148 W/kg

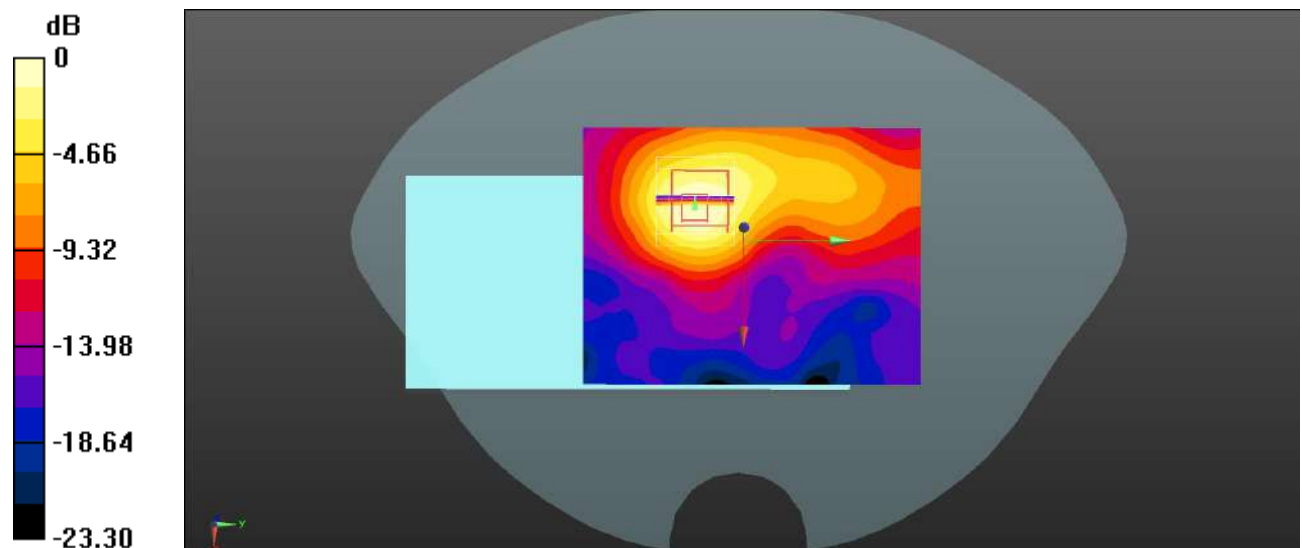
Body Front/LTE Band 41 50%RB Mid-High/Zoom Scan (7x7x7)/Cube 0: Measurement grid: dx=5mm, dy=5mm, dz=5mm

Reference Value = 5.375 V/m; Power Drift = -0.09 dB

Peak SAR (extrapolated) = 0.259 W/kg

SAR(1 g) = 0.132 W/kg; SAR(10 g) = 0.067 W/kg

Maximum value of SAR (measured) = 0.146 W/kg



0 dB = 0.146 W/kg = -8.36 dBW/kg

Plot 156#: LTE Band 41 1RB_ Body Back_Low**DUT: BISON GT2; Type: Smart Phone; Serial: SZ1220402-12151E-SA-S1**

Communication System: UID 0, Generic TDD-LTE (0); Frequency: 2565 MHz; Duty Cycle: 1:1.58
 Medium parameters used (interpolated): $f = 2565$ MHz; $\sigma = 1.951$ S/m; $\epsilon_r = 38.145$; $\rho = 1000$ kg/m³
 Phantom section: Flat Section

DASY5 Configuration:

- Probe: EX3DV4 - SN3619; ConvF(6.53, 6.53, 6.53) @ 2565 MHz;
- Sensor-Surface: 4mm (Mechanical Surface Detection)
- Electronics: DAE4 Sn1211; Calibrated: 2022/03/01
- Phantom: Twin SAM; Type: QD000P40CD; Serial: 1744
- Measurement SW: DASY52, Version 52.10 (2);

Body Back/LTE Band 41 1RB Low/Area Scan (101x121x1): Interpolated grid: dx=1.000 mm, dy=1.000 mm

Maximum value of SAR (interpolated) = 0.187 W/kg

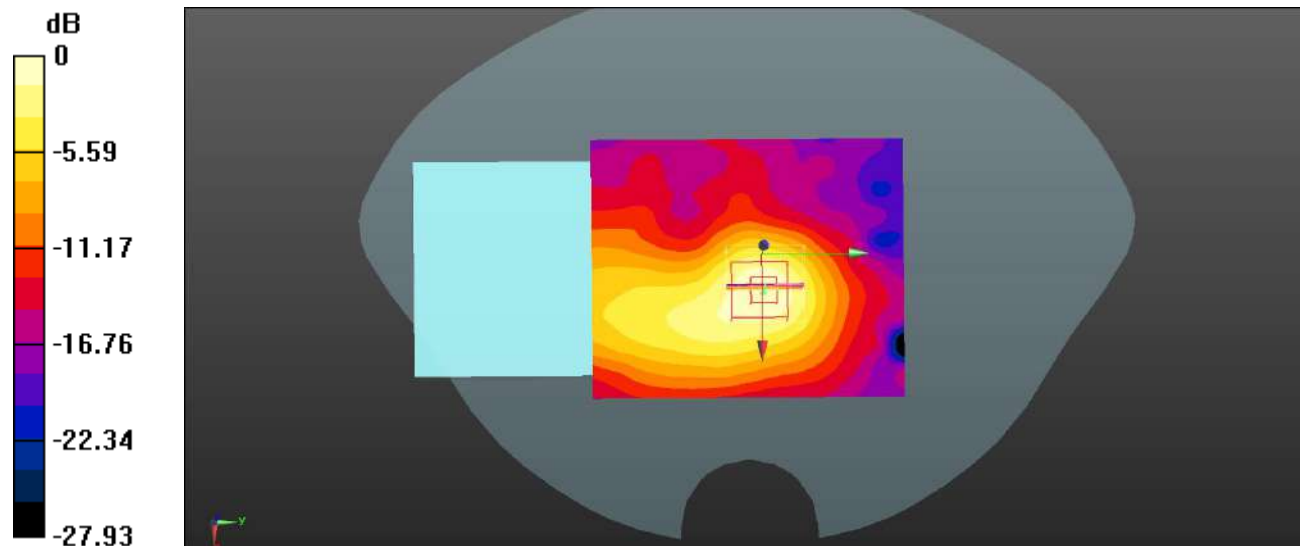
Body Back/LTE Band 41 1RB Low/Zoom Scan (7x7x7)/Cube 0: Measurement grid: dx=5mm, dy=5mm, dz=5mm

Reference Value = 4.520 V/m; Power Drift = -0.08 dB

Peak SAR (extrapolated) = 0.330 W/kg

SAR(1 g) = 0.166 W/kg; SAR(10 g) = 0.084 W/kg

Maximum value of SAR (measured) = 0.186 W/kg



0 dB = 0.186 W/kg = -7.30 dBW/kg

Plot 157#: LTE Band 41 1RB_ Body Back_Low-Mid**DUT: BISON GT2; Type: Smart Phone; Serial: SZ1220402-12151E-SA-S1**

Communication System: UID 0, Generic TDD-LTE (0); Frequency: 2595 MHz; Duty Cycle: 1:1.58
 Medium parameters used (interpolated): $f = 2595$ MHz; $\sigma = 1.984$ S/m; $\epsilon_r = 38.188$; $\rho = 1000$ kg/m³
 Phantom section: Flat Section

DASY5 Configuration:

- Probe: EX3DV4 - SN3619; ConvF(6.53, 6.53, 6.53) @ 2595 MHz;
- Sensor-Surface: 4mm (Mechanical Surface Detection)
- Electronics: DAE4 Sn1211; Calibrated: 2022/03/01
- Phantom: Twin SAM; Type: QD000P40CD; Serial: 1744
- Measurement SW: DASY52, Version 52.10 (2);

Body Back/LTE Band 41 1RB Low-Mid/Area Scan (101x121x1): Interpolated grid: dx=1.000 mm, dy=1.000 mm
 Maximum value of SAR (interpolated) = 0.182 W/kg

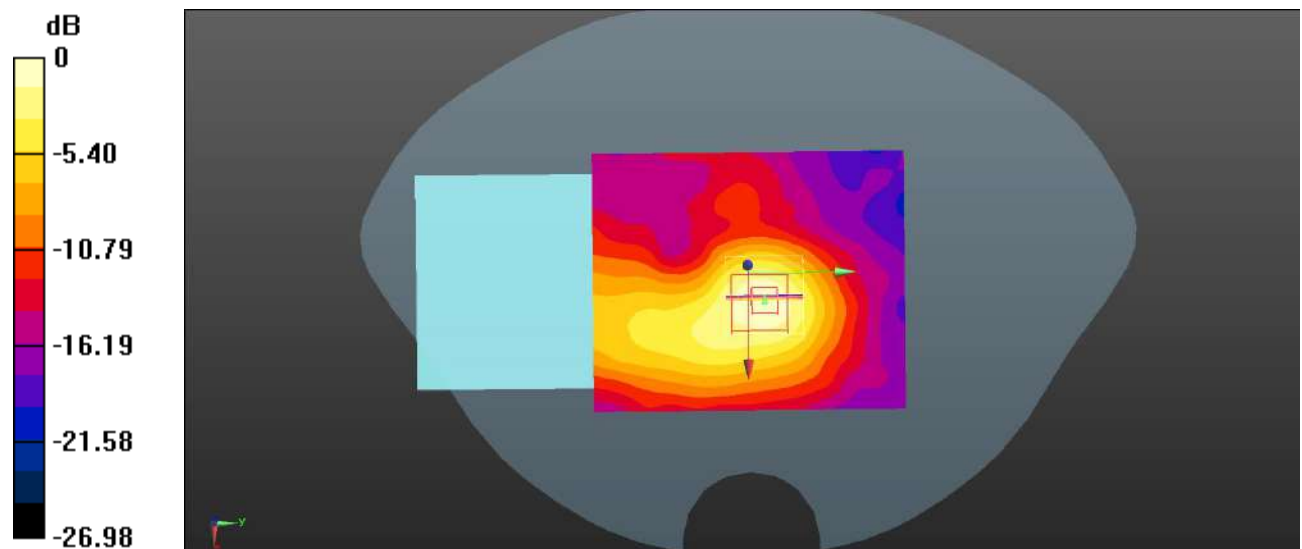
Body Back/LTE Band 41 1RB Low-Mid/Zoom Scan (7x7x7)/Cube 0: Measurement grid: dx=5mm, dy=5mm, dz=5mm

Reference Value = 4.640 V/m; Power Drift = -0.17 dB

Peak SAR (extrapolated) = 0.333 W/kg

SAR(1 g) = 0.167 W/kg; SAR(10 g) = 0.081 W/kg

Maximum value of SAR (measured) = 0.187 W/kg



0 dB = 0.187 W/kg = -7.28 dBW/kg

Plot 158#: LTE Band 41 1RB_ Body Back_ Mid-High**DUT: BISON GT2; Type: Smart Phone; Serial: SZ1220402-12151E-SA-S1**

Communication System: UID 0, Generic TDD-LTE (0); Frequency: 2620 MHz; Duty Cycle: 1:1.58
Medium parameters used (interpolated): $f = 2620$ MHz; $\sigma = 2.009$ S/m; $\epsilon_r = 38.018$; $\rho = 1000$ kg/m³
Phantom section: Flat Section

DASY5 Configuration:

- Probe: EX3DV4 - SN3619; ConvF(6.53, 6.53, 6.53) @ 2620 MHz;
- Sensor-Surface: 4mm (Mechanical Surface Detection)
- Electronics: DAE4 Sn1211; Calibrated: 2022/03/01
- Phantom: Twin SAM; Type: QD000P40CD; Serial: 1744
- Measurement SW: DASY52, Version 52.10 (2);

Body Back/LTE Band 41 1RB Mid-High/Area Scan (101x131x1): Interpolated grid: dx=1.000 mm, dy=1.000 mm
Maximum value of SAR (interpolated) = 0.226 W/kg

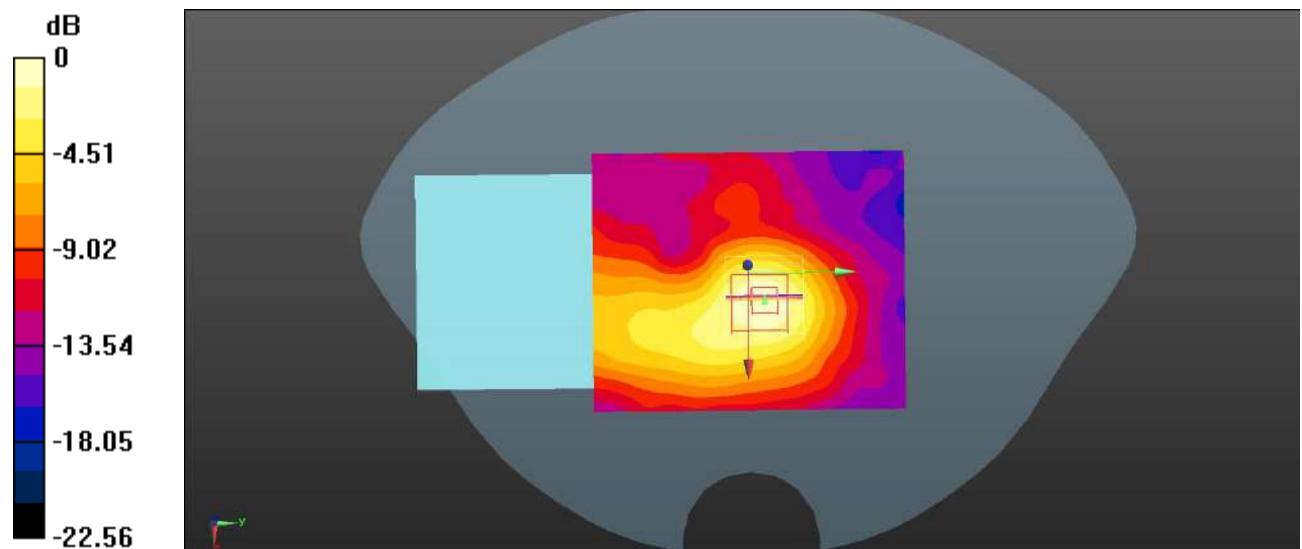
Body Back/LTE Band 41 1RB Mid-High/Zoom Scan (7x7x7)/Cube 0: Measurement grid: dx=5mm, dy=5mm, dz=5mm

Reference Value = 4.136 V/m; Power Drift = -0.11 dB

Peak SAR (extrapolated) = 0.387 W/kg

SAR(1 g) = 0.200 W/kg; SAR(10 g) = 0.101 W/kg

Maximum value of SAR (measured) = 0.220 W/kg



0 dB = 0.220 W/kg = -6.58 dBW/kg

Plot 159#: LTE Band 41 1RB_ Body Back_ High**DUT: BISON GT2; Type: Smart Phone; Serial: SZ1220402-12151E-SA-S1**

Communication System: UID 0, Generic TDD-LTE (0); Frequency: 2645 MHz; Duty Cycle: 1:1.58
 Medium parameters used (interpolated): $f = 2645$ MHz; $\sigma = 2.037$ S/m; $\epsilon_r = 37.946$; $\rho = 1000$ kg/m³
 Phantom section: Flat Section

DASY5 Configuration:

- Probe: EX3DV4 - SN3619; ConvF(6.53, 6.53, 6.53) @ 2645 MHz;
- Sensor-Surface: 4mm (Mechanical Surface Detection)
- Electronics: DAE4 Sn1211; Calibrated: 2022/03/01
- Phantom: Twin SAM; Type: QD000P40CD; Serial: 1744
- Measurement SW: DASY52, Version 52.10 (2);

Body Back/LTE Band 41 1RB High/Area Scan (101x121x1): Interpolated grid: dx=1.000 mm, dy=1.000 mm

Maximum value of SAR (interpolated) = 0.186 W/kg

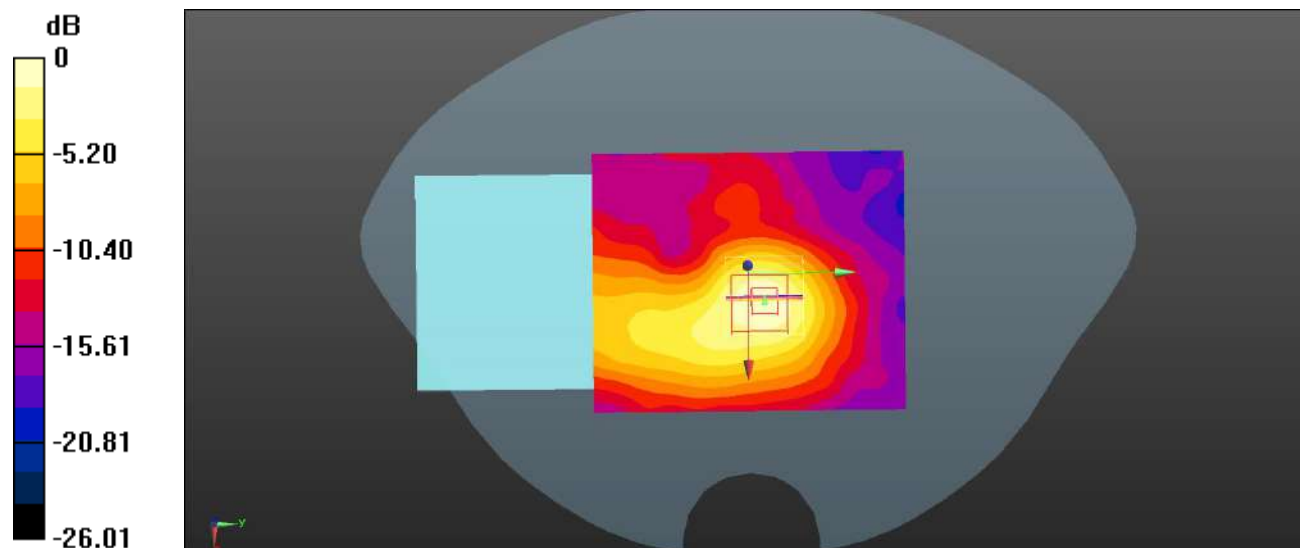
Body Back/LTE Band 41 1RB High/Zoom Scan (7x7x7)/Cube 0: Measurement grid: dx=5mm, dy=5mm, dz=5mm

Reference Value = 4.423 V/m; Power Drift = 0.19 dB

Peak SAR (extrapolated) = 0.329 W/kg

SAR(1 g) = 0.164 W/kg; SAR(10 g) = 0.078 W/kg

Maximum value of SAR (measured) = 0.182 W/kg



0 dB = 0.182 W/kg = -7.40 dBW/kg

Plot 160#: LTE Band 41 50%RB_ Body Back_ Mid-High**DUT: BISON GT2; Type: Smart Phone; Serial: SZ1220402-12151E-SA-S1**

Communication System: UID 0, Generic TDD-LTE (0); Frequency: 2620 MHz; Duty Cycle: 1:1.58
 Medium parameters used (interpolated): $f = 2620$ MHz; $\sigma = 2.009$ S/m; $\epsilon_r = 38.018$; $\rho = 1000$ kg/m³
 Phantom section: Flat Section

DASY5 Configuration:

- Probe: EX3DV4 - SN3619; ConvF(6.53, 6.53, 6.53) @ 2620 MHz;
- Sensor-Surface: 4mm (Mechanical Surface Detection)
- Electronics: DAE4 Sn1211; Calibrated: 2022/03/01
- Phantom: Twin SAM; Type: QD000P40CD; Serial: 1744
- Measurement SW: DASY52, Version 52.10 (2);

Body Back/LTE Band 41 50%RB Mid-High/Area Scan (101x131x1): Interpolated grid: dx=1.000 mm, dy=1.000 mm

Maximum value of SAR (interpolated) = 0.188 W/kg

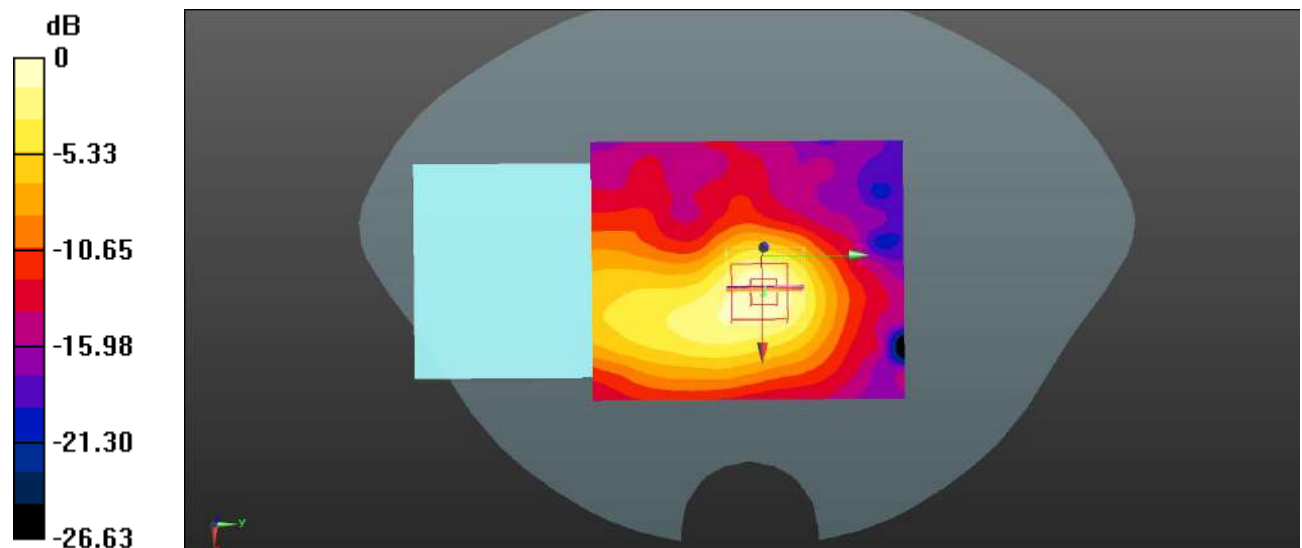
Body Back/LTE Band 41 50%RB Mid-High/Zoom Scan (7x7x7)/Cube 0: Measurement grid: dx=5mm, dy=5mm, dz=5mm

Reference Value = 3.837 V/m; Power Drift = -0.16 dB

Peak SAR (extrapolated) = 0.323 W/kg

SAR(1 g) = 0.166 W/kg; SAR(10 g) = 0.083 W/kg

Maximum value of SAR (measured) = 0.183 W/kg



0 dB = 0.183 W/kg = -7.38 dBW/kg

Plot 161#: LTE Band 41 1RB_ Body Left_ Mid-High**DUT: BISON GT2; Type: Smart Phone; Serial: SZ1220402-12151E-SA-S1**

Communication System: UID 0, Generic TDD-LTE (0); Frequency: 2620 MHz; Duty Cycle: 1:1.58
 Medium parameters used (interpolated): $f = 2620$ MHz; $\sigma = 2.009$ S/m; $\epsilon_r = 38.018$; $\rho = 1000$ kg/m³
 Phantom section: Flat Section

DASY5 Configuration:

- Probe: EX3DV4 - SN3619; ConvF(6.53, 6.53, 6.53) @ 2620 MHz;
- Sensor-Surface: 4mm (Mechanical Surface Detection)
- Electronics: DAE4 Sn1211; Calibrated: 2022/03/01
- Phantom: Twin SAM; Type: QD000P40CD; Serial: 1744
- Measurement SW: DASY52, Version 52.10 (2);

Body Left/LTE Band 41 1RB Mid-High/Area Scan (101x121x1): Interpolated grid: dx=1.000 mm, dy=1.000 mm
 Maximum value of SAR (interpolated) = 0.161 W/kg

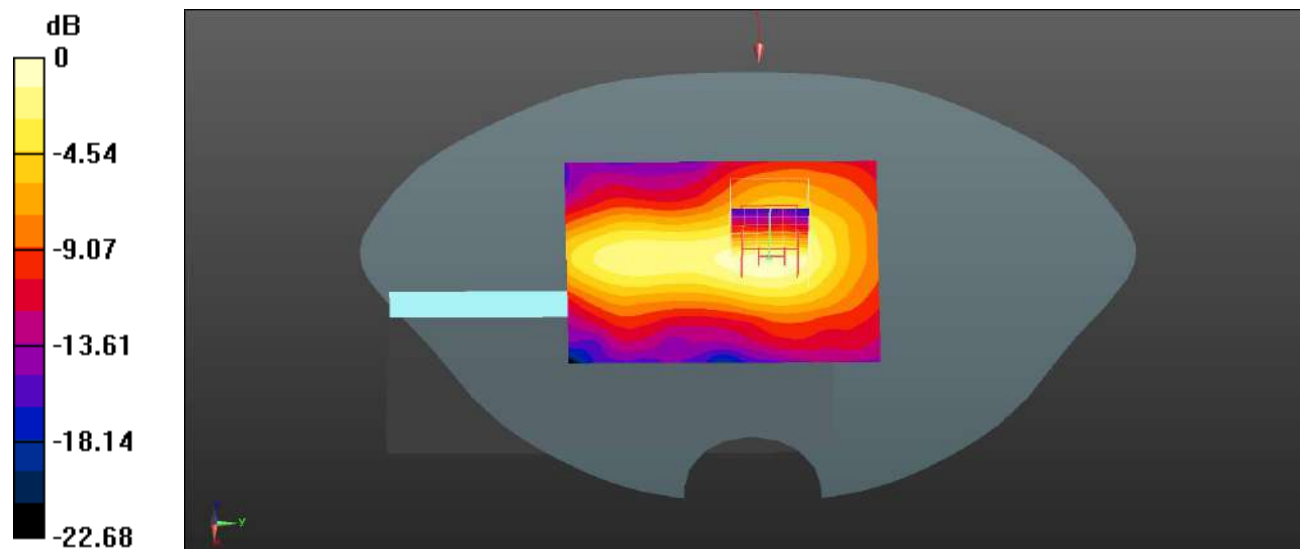
Body Left/LTE Band 41 1RB Mid-High/Zoom Scan (7x7x7)/Cube 0: Measurement grid: dx=5mm, dy=5mm,
 dz=5mm

Reference Value = 8.610 V/m; Power Drift = -0.14 dB

Peak SAR (extrapolated) = 0.268 W/kg

SAR(1 g) = 0.143 W/kg; SAR(10 g) = 0.075 W/kg

Maximum value of SAR (measured) = 0.155 W/kg



0 dB = 0.155 W/kg = -8.10 dBW/kg

Plot 162#: LTE Band 41 50%RB_ Body Left_ Mid-High**DUT: BISON GT2; Type: Smart Phone; Serial: SZ1220402-12151E-SA-S1**

Communication System: UID 0, Generic TDD-LTE (0); Frequency: 2620 MHz; Duty Cycle: 1:1.58
 Medium parameters used (interpolated): $f = 2620$ MHz; $\sigma = 2.009$ S/m; $\epsilon_r = 38.018$; $\rho = 1000$ kg/m³
 Phantom section: Flat Section

DASY5 Configuration:

- Probe: EX3DV4 - SN3619; ConvF(6.53, 6.53, 6.53) @ 2620 MHz;
- Sensor-Surface: 4mm (Mechanical Surface Detection)
- Electronics: DAE4 Sn1211; Calibrated: 2022/03/01
- Phantom: Twin SAM; Type: QD000P40CD; Serial: 1744
- Measurement SW: DASY52, Version 52.10 (2);

Body Left/LTE Band 41 50%RB Mid-High/Area Scan (101x121x1): Interpolated grid: $dx=1.000$ mm, $dy=1.000$ mm
 Maximum value of SAR (interpolated) = 0.131 W/kg

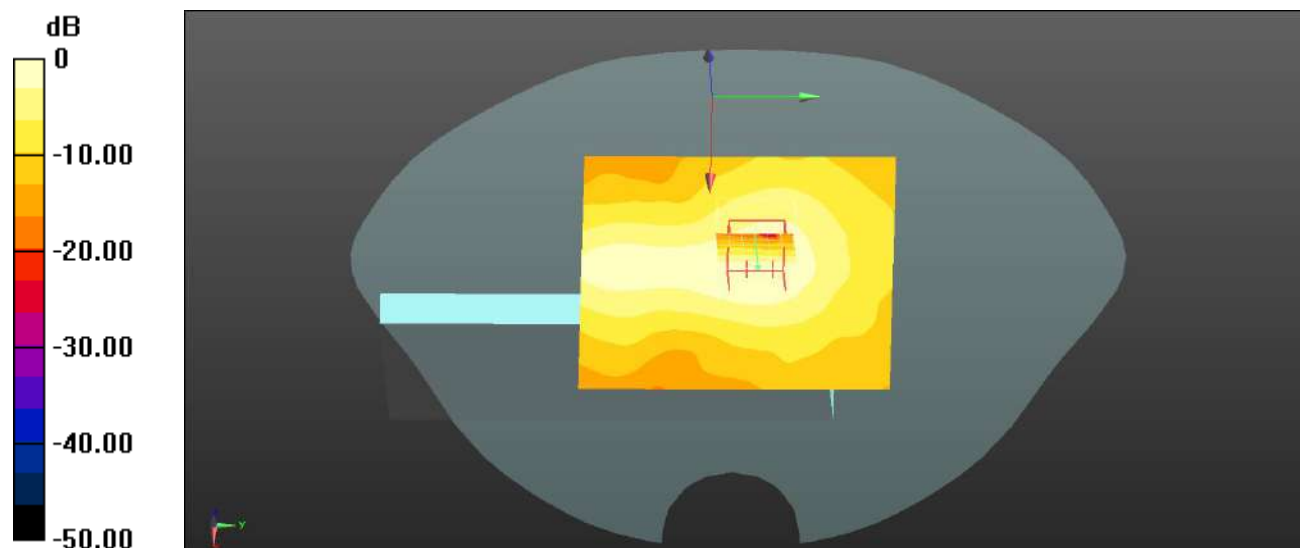
Body Left/LTE Band 41 50%RB Mid-High/Zoom Scan (7x7x7)/Cube 0: Measurement grid: $dx=5$ mm, $dy=5$ mm, $dz=5$ mm

Reference Value = 7.721 V/m; Power Drift = -0.16 dB

Peak SAR (extrapolated) = 0.213 W/kg

SAR(1 g) = 0.115 W/kg; SAR(10 g) = 0.061 W/kg

Maximum value of SAR (measured) = 0.125 W/kg



0 dB = 0.125 W/kg = -9.03 dBW/kg

Plot 163#: LTE Band 41 1RB_ Body Top_ Mid-High**DUT: BISON GT2; Type: Smart Phone; Serial: SZ1220402-12151E-SA-S1**

Communication System: UID 0, Generic TDD-LTE (0); Frequency: 2620 MHz; Duty Cycle: 1:1.58
Medium parameters used (interpolated): $f = 2620$ MHz; $\sigma = 2.009$ S/m; $\epsilon_r = 38.018$; $\rho = 1000$ kg/m³
Phantom section: Flat Section

DASY5 Configuration:

- Probe: EX3DV4 - SN3619; ConvF(6.53, 6.53, 6.53) @ 2620 MHz;
- Sensor-Surface: 4mm (Mechanical Surface Detection)
- Electronics: DAE4 Sn1211; Calibrated: 2022/03/01
- Phantom: Twin SAM; Type: QD000P40CD; Serial: 1744
- Measurement SW: DASY52, Version 52.10 (2);

Body Top/LTE Band 41 1RB Mid-High/Area Scan (101x121x1): Interpolated grid: dx=1.000 mm, dy=1.000 mm
Maximum value of SAR (interpolated) = 0.0836 W/kg

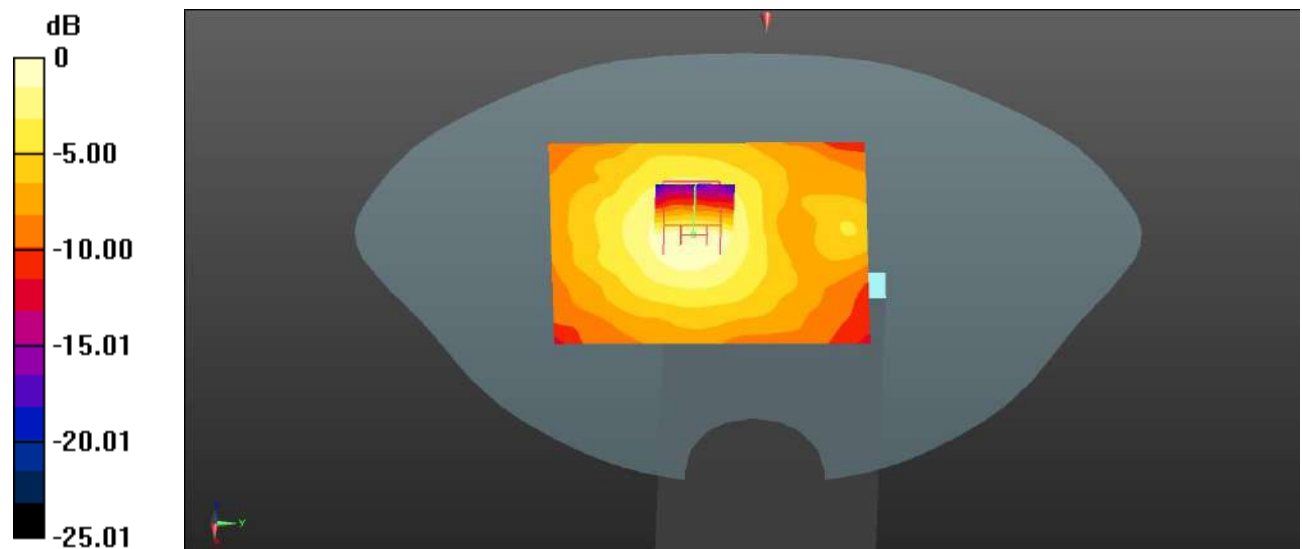
Body Top/LTE Band 41 1RB Mid-High/Zoom Scan (7x7x7)/Cube 0: Measurement grid: dx=5mm, dy=5mm,
dz=5mm

Reference Value = 4.279 V/m; Power Drift = -0.11 dB

Peak SAR (extrapolated) = 0.135 W/kg

SAR(1 g) = 0.075 W/kg; SAR(10 g) = 0.041 W/kg

Maximum value of SAR (measured) = 0.0809 W/kg



0 dB = 0.0809 W/kg = -10.92 dBW/kg

Plot 164#: LTE Band 41 50%RB_ Body Top_ Mid-High**DUT: BISON GT2; Type: Smart Phone; Serial: SZ1220402-12151E-SA-S1**

Communication System: UID 0, Generic TDD-LTE (0); Frequency: 2620 MHz; Duty Cycle: 1:1.58
 Medium parameters used (interpolated): $f = 2620$ MHz; $\sigma = 2.009$ S/m; $\epsilon_r = 38.018$; $\rho = 1000$ kg/m³
 Phantom section: Flat Section

DASY5 Configuration:

- Probe: EX3DV4 - SN3619; ConvF(6.53, 6.53, 6.53) @ 2620 MHz;
- Sensor-Surface: 4mm (Mechanical Surface Detection)
- Electronics: DAE4 Sn1211; Calibrated: 2022/03/01
- Phantom: Twin SAM; Type: QD000P40CD; Serial: 1744
- Measurement SW: DASY52, Version 52.10 (2);

Body Top/LTE Band 41 50%RB Mid-High/Area Scan (101x121x1): Interpolated grid: dx=1.000 mm, dy=1.000 mm
 Maximum value of SAR (interpolated) = 0.0683 W/kg

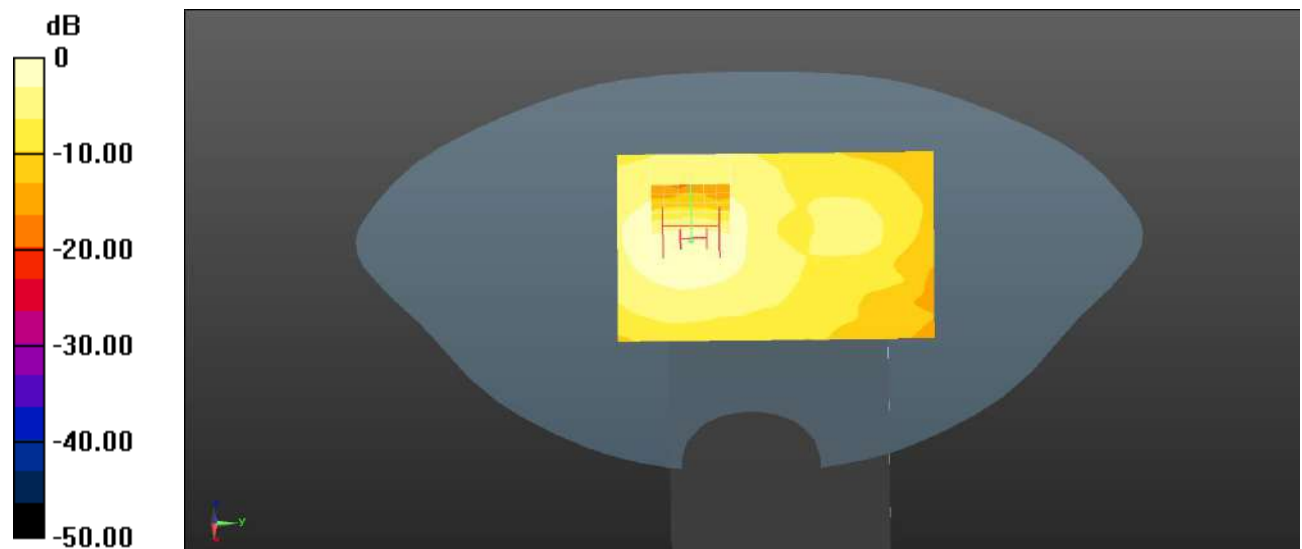
Body Top/LTE Band 41 50%RB Mid-High/Zoom Scan (7x7x7)/Cube 0: Measurement grid: dx=5mm, dy=5mm, dz=5mm

Reference Value = 3.915 V/m; Power Drift = -0.05 dB

Peak SAR (extrapolated) = 0.119 W/kg

SAR(1 g) = 0.062 W/kg; SAR(10 g) = 0.034 W/kg

Maximum value of SAR (measured) = 0.0668 W/kg



0 dB = 0.0668 W/kg = -11.75 dBW/kg

Plot 165#: WLAN 2.4G_Head Left Cheek_Low**DUT: BISON GT2; Type: Smart Phone; Serial: SZ1220402-12151E-SA-S1**

Communication System: UID 0, 2.4G DTS (0); Frequency: 2412 MHz; Duty Cycle: 1:1.007

Medium parameters used (interpolated): $f = 2412$ MHz; $\sigma = 1.792$ S/m; $\epsilon_r = 38.512$; $\rho = 1000$ kg/m³

Phantom section: Left Section

DASY5 Configuration:

- Probe: EX3DV4 - SN3619; ConvF(6.69, 6.69, 6.69) @ 2412 MHz;
- Sensor-Surface: 4mm (Mechanical Surface Detection)
- Electronics: DAE4 Sn1211; Calibrated: 2022/03/01
- Phantom: Twin SAM; Type: QD000P40CD; Serial: 1744
- Measurement SW: DASY52, Version 52.10 (2);

Head Left Cheek/WLAN 802.11b Low/Area Scan (101x101x1): Interpolated grid: dx=1.000 mm, dy=1.000 mm

Maximum value of SAR (interpolated) = 0.298 W/kg

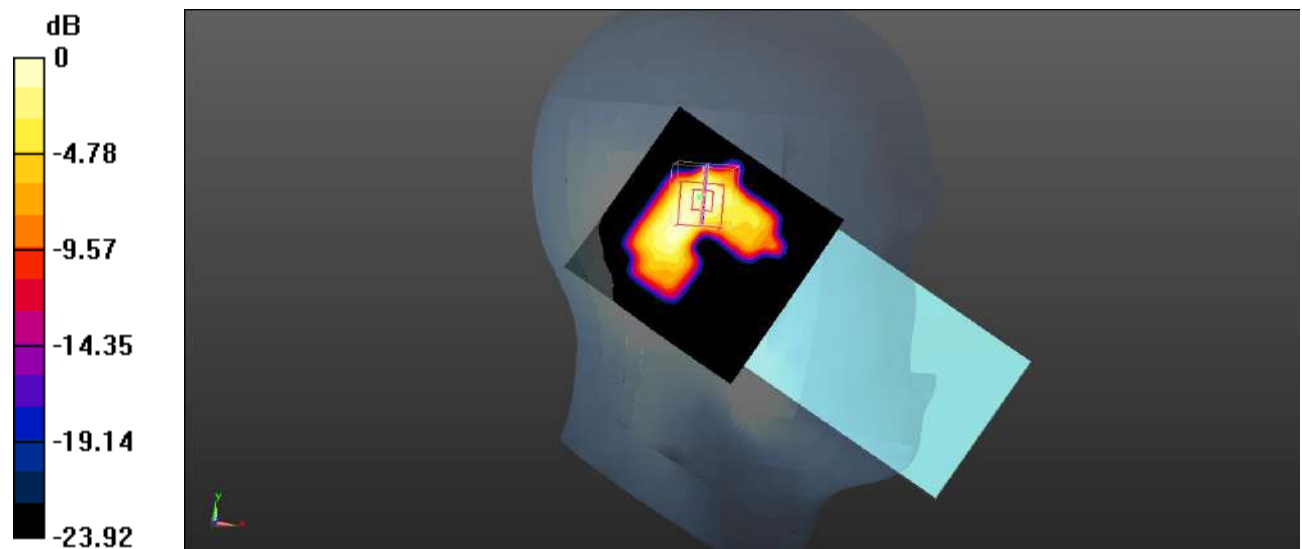
Head Left Cheek/WLAN 802.11b Low/Zoom Scan (7x7x7)/Cube 0: Measurement grid: dx=5mm, dy=5mm, dz=5mm

Reference Value = 9.654 V/m; Power Drift = -0.18 dB

Peak SAR (extrapolated) = 0.553 W/kg

SAR(1 g) = 0.236 W/kg; SAR(10 g) = 0.102 W/kg

Maximum value of SAR (measured) = 0.269 W/kg



0 dB = 0.269 W/kg = -5.70 dBW/kg

Plot 166#: WLAN 2.4G_Head Left Cheek_Mid**DUT: BISON GT2; Type: Smart Phone; Serial: SZ1220402-12151E-SA-S1**

Communication System: UID 0, 2.4G DTS (0); Frequency: 2442 MHz; Duty Cycle: 1:1.007

Medium parameters used (interpolated): $f = 2442$ MHz; $\sigma = 1.815$ S/m; $\epsilon_r = 38.385$; $\rho = 1000$ kg/m³

Phantom section: Left Section

DASY5 Configuration:

- Probe: EX3DV4 - SN3619; ConvF(6.69, 6.69, 6.69) @ 2442 MHz;
- Sensor-Surface: 4mm (Mechanical Surface Detection)
- Electronics: DAE4 Sn1211; Calibrated: 2022/03/01
- Phantom: Twin SAM; Type: QD000P40CD; Serial: 1744
- Measurement SW: DASY52, Version 52.10 (2);

Head Left Cheek/WLAN 802.11b Mid/Area Scan (101x101x1): Interpolated grid: dx=1.000 mm, dy=1.000 mm

Maximum value of SAR (interpolated) = 0.246 W/kg

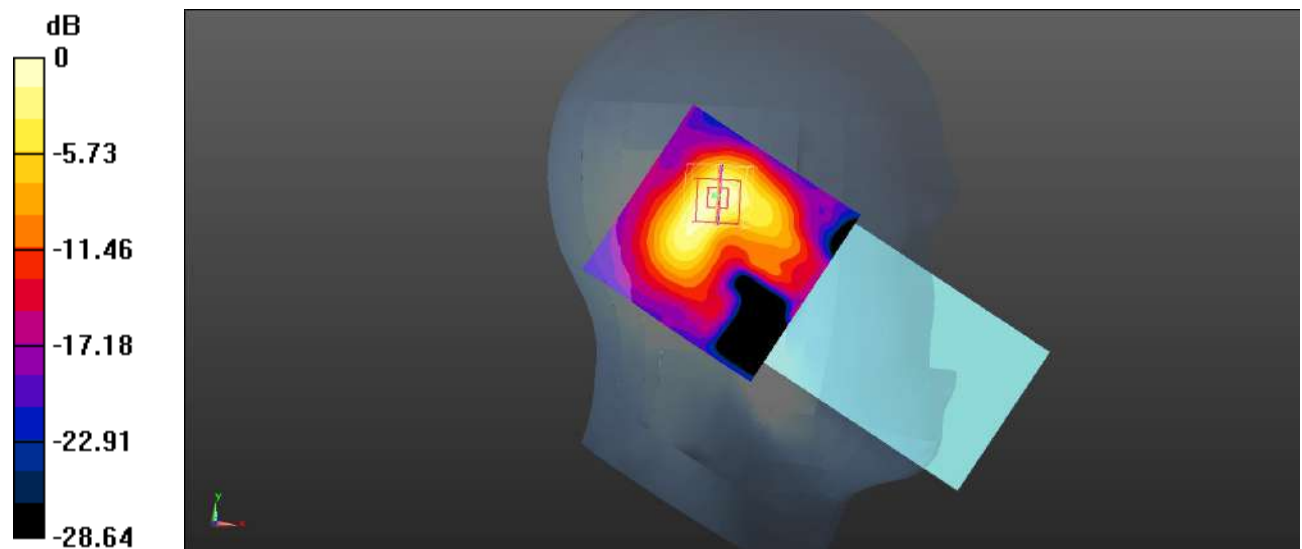
Head Left Cheek/WLAN 802.11b Mid/Zoom Scan (7x7x7)/Cube 0: Measurement grid: dx=5mm, dy=5mm, dz=5mm

Reference Value = 8.532 V/m; Power Drift = -0.02 dB

Peak SAR (extrapolated) = 0.489 W/kg

SAR(1 g) = 0.211 W/kg; SAR(10 g) = 0.091 W/kg

Maximum value of SAR (measured) = 0.244 W/kg



0 dB = 0.244 W/kg = -6.13 dBW/kg

Plot 167#: WLAN 2.4G_Head Left Cheek_High**DUT: BISON GT2; Type: Smart Phone; Serial: SZ1220402-12151E-SA-S1**

Communication System: UID 0, 2.4G DTS (0); Frequency: 2472 MHz; Duty Cycle: 1:1.007

Medium parameters used (interpolated): $f = 2472$ MHz; $\sigma = 1.853$ S/m; $\epsilon_r = 38.229$; $\rho = 1000$ kg/m³

Phantom section: Left Section

DASY5 Configuration:

- Probe: EX3DV4 - SN3619; ConvF(6.69, 6.69, 6.69) @ 2472 MHz;
- Sensor-Surface: 4mm (Mechanical Surface Detection)
- Electronics: DAE4 Sn1211; Calibrated: 2022/03/01
- Phantom: Twin SAM; Type: QD000P40CD; Serial: 1744
- Measurement SW: DASY52, Version 52.10 (2);

Head Left Cheek/WLAN 802.11b High/Area Scan (101x101x1): Interpolated grid: dx=1.000 mm, dy=1.000 mm

Maximum value of SAR (interpolated) = 0.174 W/kg


Head Left Cheek/WLAN 802.11b High/Zoom Scan (7x7x7)/Cube 0: Measurement grid: dx=5mm, dy=5mm, dz=5mm

Reference Value = 6.050 V/m; Power Drift = 0.08 dB

Peak SAR (extrapolated) = 0.342 W/kg

SAR(1 g) = 0.145 W/kg; SAR(10 g) = 0.063 W/kg

Maximum value of SAR (measured) = 0.169 W/kg



0 dB = 0.169 W/kg = -7.72 dBW/kg

Plot 168#: WLAN 2.4G_Head Left Tilt_Low**DUT: BISON GT2; Type: Smart Phone; Serial: SZ1220402-12151E-SA-S1**

Communication System: UID 0, 2.4G DTS (0); Frequency: 2412 MHz; Duty Cycle: 1:1.007

Medium parameters used (interpolated): $f = 2412$ MHz; $\sigma = 1.792$ S/m; $\epsilon_r = 38.512$; $\rho = 1000$ kg/m³

Phantom section: Left Section

DASY5 Configuration:

- Probe: EX3DV4 - SN3619; ConvF(6.69, 6.69, 6.69) @ 2412 MHz;
- Sensor-Surface: 4mm (Mechanical Surface Detection)
- Electronics: DAE4 Sn1211; Calibrated: 2022/03/01
- Phantom: Twin SAM; Type: QD000P40CD; Serial: 1744
- Measurement SW: DASY52, Version 52.10 (2);

Head Left Tilt/WLAN 802.11b Low/Area Scan (101x101x1): Interpolated grid: dx=1.000 mm, dy=1.000 mm

Maximum value of SAR (interpolated) = 0.291 W/kg

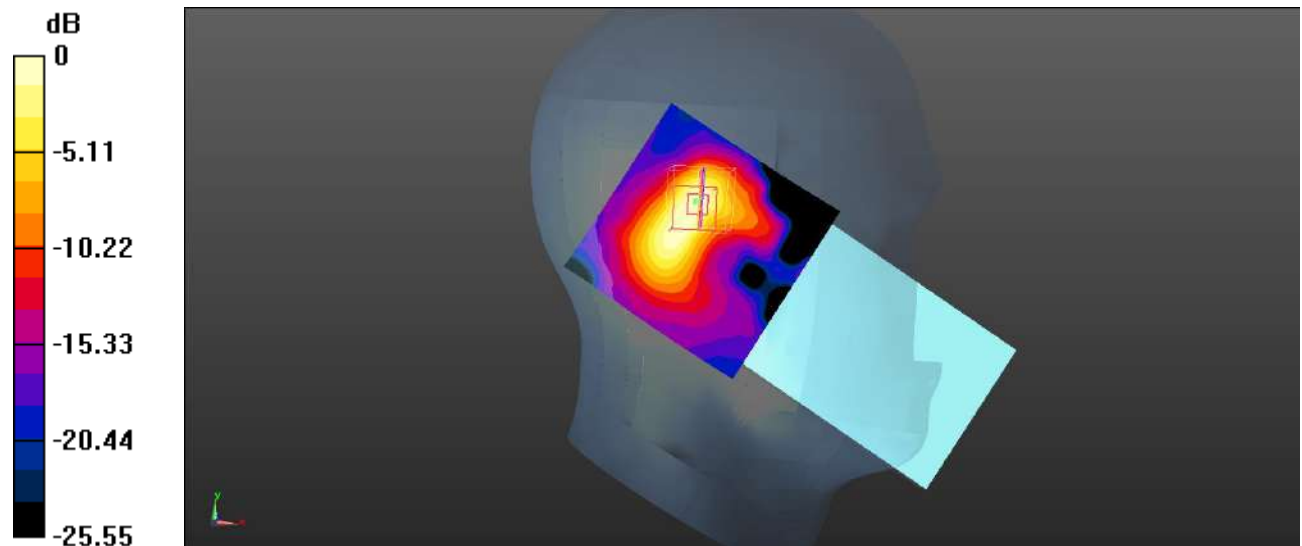
Head Left Tilt/WLAN 802.11b Low/Zoom Scan (7x7x7)/Cube 0: Measurement grid: dx=5mm, dy=5mm, dz=5mm

Reference Value = 10.76 V/m; Power Drift = 0.18 dB

Peak SAR (extrapolated) = 0.545 W/kg

SAR(1 g) = 0.235 W/kg; SAR(10 g) = 0.104 W/kg

Maximum value of SAR (measured) = 0.275 W/kg



0 dB = 0.275 W/kg = -5.61 dBW/kg

Plot 169#: WLAN 2.4G_Head Right Cheek_Low**DUT: BISON GT2; Type: Smart Phone; Serial: SZ1220402-12151E-SA-S1**

Communication System: UID 0, 2.4G DTS (0); Frequency: 2412 MHz; Duty Cycle: 1:1.007

Medium parameters used (interpolated): $f = 2412$ MHz; $\sigma = 1.792$ S/m; $\epsilon_r = 38.512$; $\rho = 1000$ kg/m³

Phantom section: Right Section

DASY5 Configuration:

- Probe: EX3DV4 - SN3619; ConvF(6.69, 6.69, 6.69) @ 2412 MHz;
- Sensor-Surface: 4mm (Mechanical Surface Detection)
- Electronics: DAE4 Sn1211; Calibrated: 2022/03/01
- Phantom: Twin SAM; Type: QD000P40CD; Serial: 1744
- Measurement SW: DASY52, Version 52.10 (2);

Head Right Cheek/WLAN 802.11b Low/Area Scan (101x111x1): Interpolated grid: dx=1.000 mm, dy=1.000 mm

Maximum value of SAR (interpolated) = 0.139 W/kg


Head Right Cheek/WLAN 802.11b Low/Zoom Scan (7x7x7)/Cube 0: Measurement grid: dx=5mm, dy=5mm, dz=5mm

Reference Value = 5.137 V/m; Power Drift = 0.18 dB

Peak SAR (extrapolated) = 0.261 W/kg

SAR(1 g) = 0.122 W/kg; SAR(10 g) = 0.055 W/kg

Maximum value of SAR (measured) = 0.141 W/kg



0 dB = 0.141 W/kg = -8.51 dBW/kg

Plot 170#: WLAN 2.4G_Head Right Tilt_Low**DUT: BISON GT2; Type: Smart Phone; Serial: SZ1220402-12151E-SA-S1**

Communication System: UID 0, 2.4G DTS (0); Frequency: 2412 MHz; Duty Cycle: 1:1.007

Medium parameters used (interpolated): $f = 2412$ MHz; $\sigma = 1.792$ S/m; $\epsilon_r = 38.512$; $\rho = 1000$ kg/m³

Phantom section: Right Section

DASY5 Configuration:

- Probe: EX3DV4 - SN3619; ConvF(6.69, 6.69, 6.69) @ 2412 MHz;
- Sensor-Surface: 4mm (Mechanical Surface Detection)
- Electronics: DAE4 Sn1211; Calibrated: 2022/03/01
- Phantom: Twin SAM; Type: QD000P40CD; Serial: 1744
- Measurement SW: DASY52, Version 52.10 (2);

Head Right Tilt/WLAN 802.11b Low/Area Scan (101x111x1): Interpolated grid: dx=1.000 mm, dy=1.000 mm

Maximum value of SAR (interpolated) = 0.196 W/kg


Head Right Tilt/WLAN 802.11b Low/Zoom Scan (7x7x7)/Cube 0: Measurement grid: dx=5mm, dy=5mm, dz=5mm

Reference Value = 4.333 V/m; Power Drift = -0.16 dB

Peak SAR (extrapolated) = 0.335 W/kg

SAR(1 g) = 0.155 W/kg; SAR(10 g) = 0.068 W/kg

Maximum value of SAR (measured) = 0.179 W/kg



0 dB = 0.179 W/kg = -7.47 dBW/kg

Plot 171#: WLAN 2.4G_ Body Front_Low**DUT: BISON GT2; Type: Smart Phone; Serial: SZ1220402-12151E-SA-S1**

Communication System: UID 0, 2.4G DTS (0); Frequency: 2412 MHz; Duty Cycle: 1:1.007

Medium parameters used (interpolated): $f = 2412$ MHz; $\sigma = 1.792$ S/m; $\epsilon_r = 38.512$; $\rho = 1000$ kg/m³

Phantom section: Flat Section

DASY5 Configuration:

- Probe: EX3DV4 - SN3619; ConvF(6.69, 6.69, 6.69) @ 2412 MHz;
- Sensor-Surface: 4mm (Mechanical Surface Detection)
- Electronics: DAE4 Sn1211; Calibrated: 2022/03/01
- Phantom: Twin SAM; Type: QD000P40CD; Serial: 1744
- Measurement SW: DASY52, Version 52.10 (2);

Body Front/WLAN 802.11b Low/Area Scan (101x121x1): Interpolated grid: dx=1.000 mm, dy=1.000 mm

Maximum value of SAR (interpolated) = 0.0522 W/kg

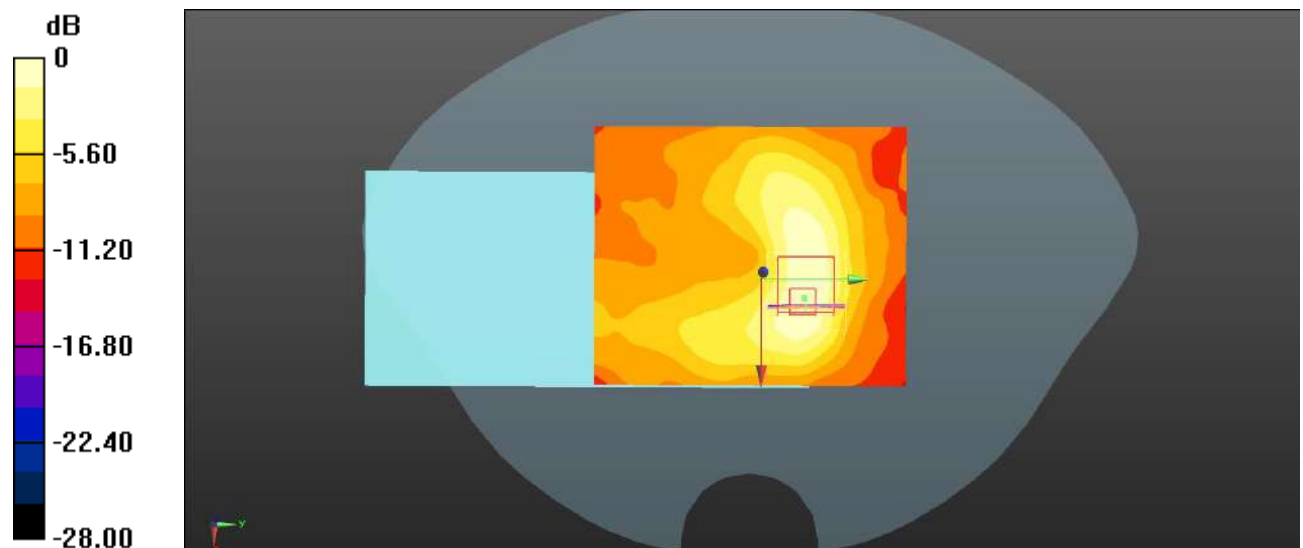
Body Front/WLAN 802.11b Low/Zoom Scan (7x7x7)/Cube 0: Measurement grid: dx=5mm, dy=5mm, dz=5mm

Reference Value = 1.920 V/m; Power Drift = -0.11 dB

Peak SAR (extrapolated) = 0.0890 W/kg

SAR(1 g) = 0.045 W/kg; SAR(10 g) = 0.023 W/kg

Maximum value of SAR (measured) = 0.0499 W/kg



0 dB = 0.0499 W/kg = -13.02 dBW/kg

Plot 172#: WLAN 2.4G_ Body Back_Low**DUT: BISON GT2; Type: Smart Phone; Serial: SZ1220402-12151E-SA-S1**

Communication System: UID 0, 2.4G DTS (0); Frequency: 2412 MHz; Duty Cycle: 1:1.007

Medium parameters used (interpolated): $f = 2412$ MHz; $\sigma = 1.792$ S/m; $\epsilon_r = 38.512$; $\rho = 1000$ kg/m³

Phantom section: Flat Section

DASY5 Configuration:

- Probe: EX3DV4 - SN3619; ConvF(6.69, 6.69, 6.69) @ 2412 MHz;
- Sensor-Surface: 4mm (Mechanical Surface Detection)
- Electronics: DAE4 Sn1211; Calibrated: 2022/03/01
- Phantom: Twin SAM; Type: QD000P40CD; Serial: 1744
- Measurement SW: DASY52, Version 52.10 (2);

Body Back/WLAN 802.11b Low/Area Scan (101x121x1): Interpolated grid: dx=1.000 mm, dy=1.000 mm

Maximum value of SAR (interpolated) = 0.0423 W/kg

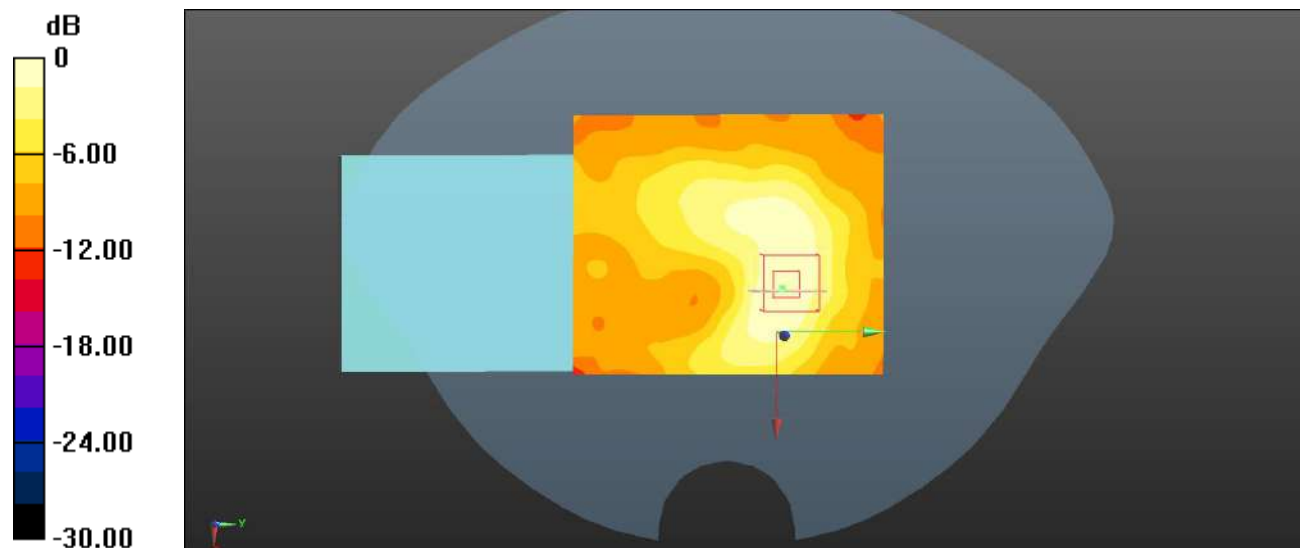
Body Back/WLAN 802.11b Low/Zoom Scan (7x7x7)/Cube 0: Measurement grid: dx=5mm, dy=5mm, dz=5mm

Reference Value = 3.328 V/m; Power Drift = -0.20 dB

Peak SAR (extrapolated) = 0.0700 W/kg

SAR(1 g) = 0.036 W/kg; SAR(10 g) = 0.019 W/kg

Maximum value of SAR (measured) = 0.0395 W/kg



0 dB = 0.0395 W/kg = -14.03 dBW/kg

Plot 173#: WLAN 2.4G_ Body Right_Low**DUT: BISON GT2; Type: Smart Phone; Serial: SZ1220402-12151E-SA-S1**

Communication System: UID 0, 2.4G DTS (0); Frequency: 2412 MHz; Duty Cycle: 1:1.007

Medium parameters used (interpolated): $f = 2412$ MHz; $\sigma = 1.792$ S/m; $\epsilon_r = 38.512$; $\rho = 1000$ kg/m³

Phantom section: Flat Section

DASY5 Configuration:

- Probe: EX3DV4 - SN3619; ConvF(6.69, 6.69, 6.69) @ 2412 MHz;
- Sensor-Surface: 4mm (Mechanical Surface Detection)
- Electronics: DAE4 Sn1211; Calibrated: 2022/03/01
- Phantom: Twin SAM; Type: QD000P40CD; Serial: 1744
- Measurement SW: DASY52, Version 52.10 (2);

Body Right/WLAN 802.11b Low/Area Scan (81x121x1): Interpolated grid: dx=1.000 mm, dy=1.000 mm

Maximum value of SAR (interpolated) = 0.0152 W/kg

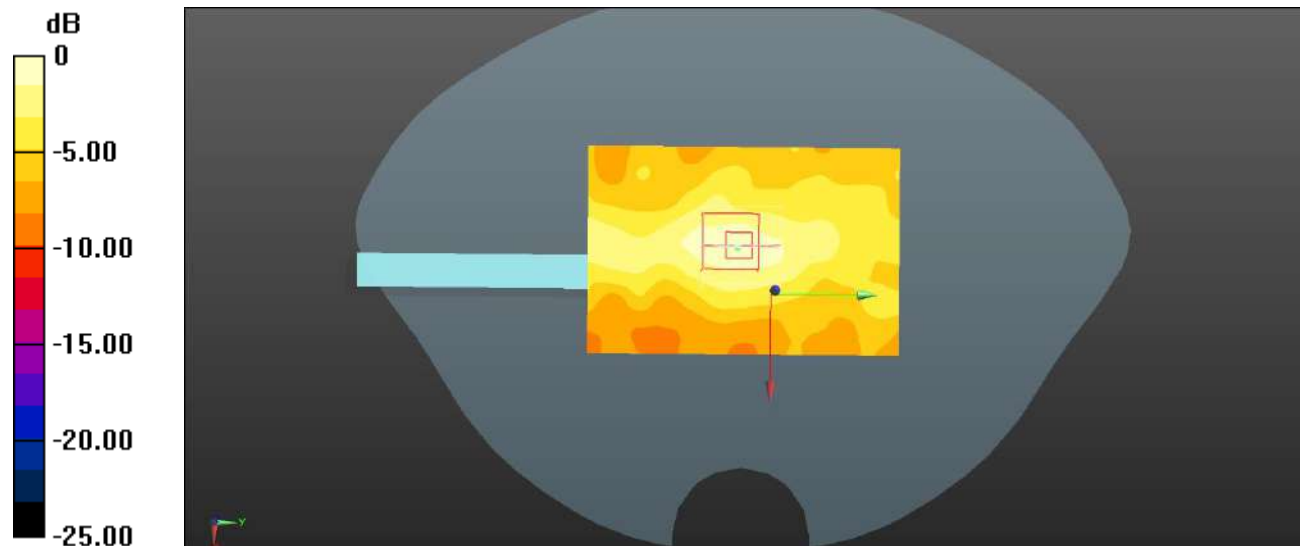
Body Right/WLAN 802.11b Low/Zoom Scan (7x7x7)/Cube 0: Measurement grid: dx=5mm, dy=5mm, dz=5mm

Reference Value = 2.969 V/m; Power Drift = -0.18 dB

Peak SAR (extrapolated) = 0.0270 W/kg

SAR(1 g) = 0.014 W/kg; SAR(10 g) = 0.00707 W/kg

Maximum value of SAR (measured) = 0.0162 W/kg



0 dB = 0.0162 W/kg = -17.90 dBW/kg

Plot 174#: WLAN 2.4G_ Body Top_Low**DUT: BISON GT2; Type: Smart Phone; Serial: SZ1220402-12151E-SA-S1**

Communication System: UID 0, 2.4G DTS (0); Frequency: 2412 MHz; Duty Cycle: 1:1.007

Medium parameters used (interpolated): $f = 2412$ MHz; $\sigma = 1.792$ S/m; $\epsilon_r = 38.512$; $\rho = 1000$ kg/m³

Phantom section: Flat Section

DASY5 Configuration:

- Probe: EX3DV4 - SN3619; ConvF(6.69, 6.69, 6.69) @ 2412 MHz;
- Sensor-Surface: 4mm (Mechanical Surface Detection)
- Electronics: DAE4 Sn1211; Calibrated: 2022/03/01
- Phantom: Twin SAM; Type: QD000P40CD; Serial: 1744
- Measurement SW: DASY52, Version 52.10 (2);

Body Top/WLAN 802.11b Low/Area Scan (81x121x1): Interpolated grid: dx=1.000 mm, dy=1.000 mm

Maximum value of SAR (interpolated) = 0.101 W/kg

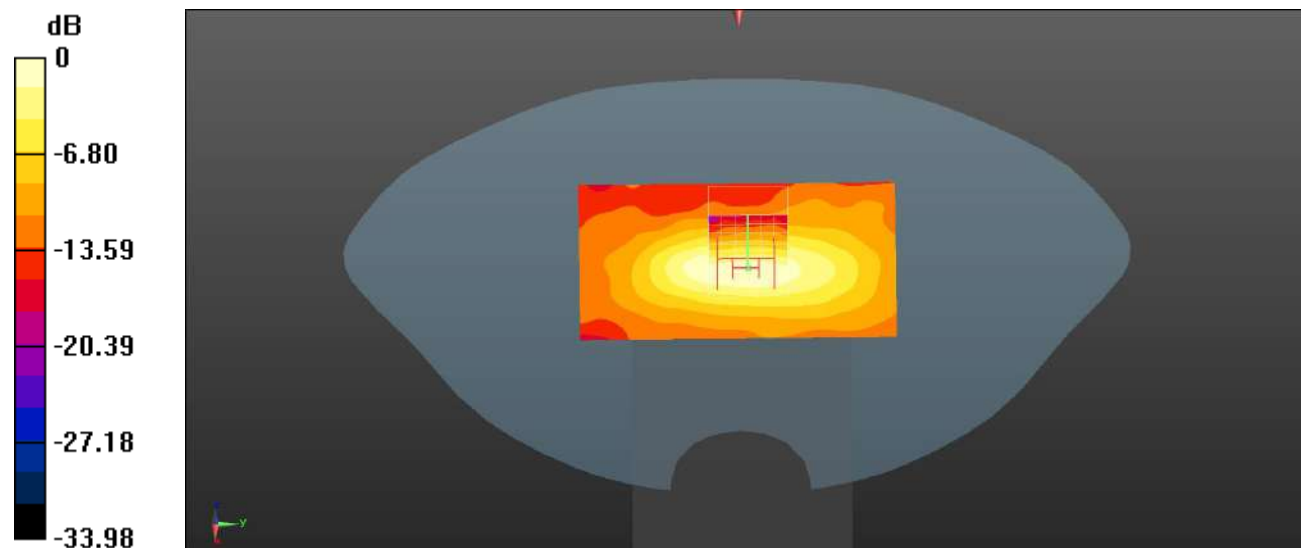
Body Top/WLAN 802.11b Low/Zoom Scan (7x7x7)/Cube 0: Measurement grid: dx=5mm, dy=5mm, dz=5mm

Reference Value = 6.960 V/m; Power Drift = -0.14 dB

Peak SAR (extrapolated) = 0.169 W/kg

SAR(1 g) = 0.087 W/kg; SAR(10 g) = 0.044 W/kg

Maximum value of SAR (measured) = 0.0973 W/kg



0 dB = 0.0973 W/kg = -10.12 dBW/kg

Plot 175#: WLAN 2.4G_ Body Top_Mid**DUT: BISON GT2; Type: Smart Phone; Serial: SZ1220402-12151E-SA-S1**

Communication System: UID 0, 2.4G DTS (0); Frequency: 2442 MHz; Duty Cycle: 1:1.007

Medium parameters used (interpolated): $f = 2442$ MHz; $\sigma = 1.815$ S/m; $\epsilon_r = 38.385$; $\rho = 1000$ kg/m³

Phantom section: Flat Section

DASY5 Configuration:

- Probe: EX3DV4 - SN3619; ConvF(6.69, 6.69, 6.69) @ 2442 MHz;
- Sensor-Surface: 4mm (Mechanical Surface Detection)
- Electronics: DAE4 Sn1211; Calibrated: 2022/03/01
- Phantom: Twin SAM; Type: QD000P40CD; Serial: 1744
- Measurement SW: DASY52, Version 52.10 (2);

Body Top/WLAN 802.11b Mid/Area Scan (81x121x1): Interpolated grid: dx=1.000 mm, dy=1.000 mm

Maximum value of SAR (interpolated) = 0.0576 W/kg

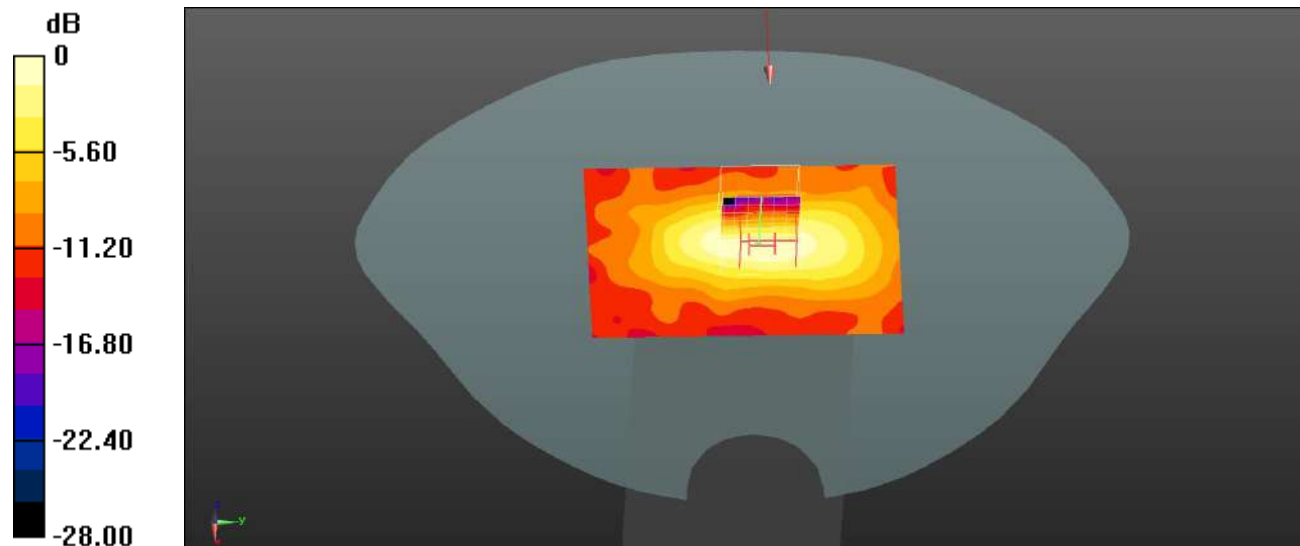
Body Top/WLAN 802.11b Mid/Zoom Scan (7x7x7)/Cube 0: Measurement grid: dx=5mm, dy=5mm, dz=5mm

Reference Value = 5.416 V/m; Power Drift = -0.16 dB

Peak SAR (extrapolated) = 0.0960 W/kg

SAR(1 g) = 0.049 W/kg; SAR(10 g) = 0.025 W/kg

Maximum value of SAR (measured) = 0.0552 W/kg



0 dB = 0.0552 W/kg = -12.58 dBW/kg

Plot 176#: WLAN 2.4G_ Body Top_High**DUT: BISON GT2; Type: Smart Phone; Serial: SZ1220402-12151E-SA-S1**

Communication System: UID 0, 2.4G DTS (0); Frequency: 2472 MHz; Duty Cycle: 1:1.007

Medium parameters used (interpolated): $f = 2472$ MHz; $\sigma = 1.853$ S/m; $\epsilon_r = 38.229$; $\rho = 1000$ kg/m³

Phantom section: Flat Section

DASY5 Configuration:

- Probe: EX3DV4 - SN3619; ConvF(6.69, 6.69, 6.69) @ 2472 MHz;
- Sensor-Surface: 4mm (Mechanical Surface Detection)
- Electronics: DAE4 Sn1211; Calibrated: 2022/03/01
- Phantom: Twin SAM; Type: QD000P40CD; Serial: 1744
- Measurement SW: DASY52, Version 52.10 (2);

Body Top/WLAN 802.11b High/Area Scan (81x121x1): Interpolated grid: dx=1.000 mm, dy=1.000 mm

Maximum value of SAR (interpolated) = 0.0585 W/kg

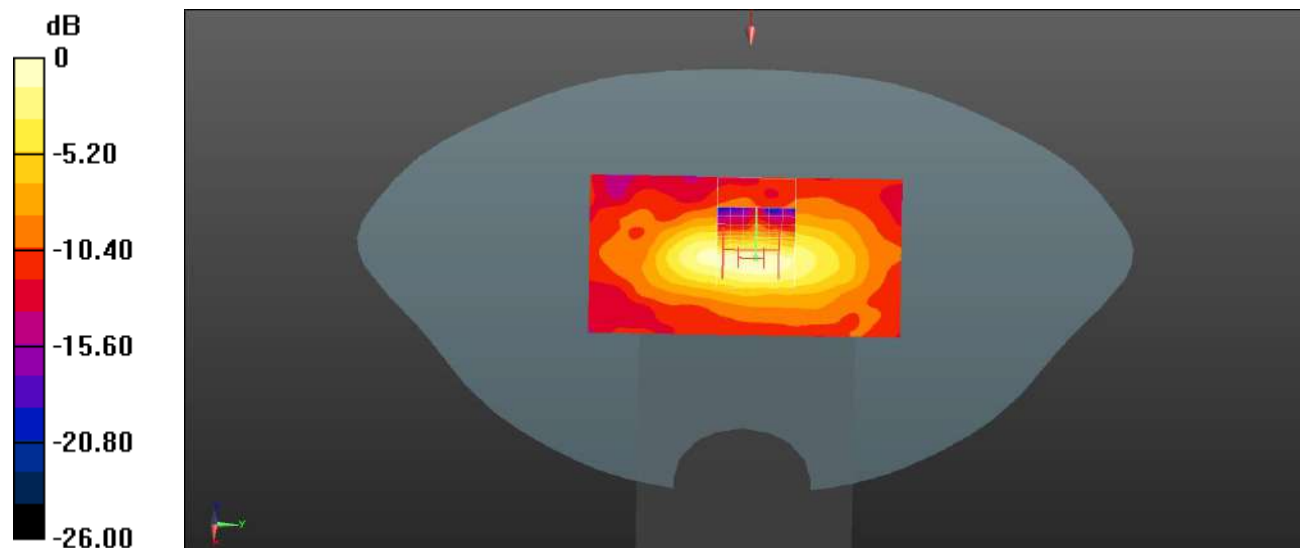
Body Top/WLAN 802.11b High/Zoom Scan (7x7x7)/Cube 0: Measurement grid: dx=5mm, dy=5mm, dz=5mm

Reference Value = 5.596 V/m; Power Drift = -0.09 dB

Peak SAR (extrapolated) = 0.0950 W/kg

SAR(1 g) = 0.050 W/kg; SAR(10 g) = 0.025 W/kg

Maximum value of SAR (measured) = 0.0568 W/kg



Plot 177#: WLAN 5.2G_Head Left Cheek_Mid**DUT: BISON GT2; Type: Smart Phone; Serial: SZ1220402-12151E-SA-S1**

Communication System: UID 0, 5.2G WiFi (0); Frequency: 5210 MHz;Duty Cycle: 1:1.156

Medium parameters used: $f = 5210$ MHz; $\sigma = 4.727$ S/m; $\epsilon_r = 35.352$; $\rho = 1000$ kg/m³

Phantom section: Left Section

DASY5 Configuration:

- Probe: EX3DV4 - SN3619; ConvF(4.37, 4.37, 4.37) @ 5210 MHz;
- Sensor-Surface: 2mm (Mechanical Surface Detection)
- Electronics: DAE4 Sn1211; Calibrated: 2022/03/01
- Phantom: Twin SAM; Type: QD000P40CD; Serial: 1744
- Measurement SW: DASY52, Version 52.10 (2);

Head Left Cheek/WLAN 5.2G 802.11ac80 Mid/Area Scan (101x111x1): Interpolated grid: dx=1.000 mm, dy=1.000 mm

Maximum value of SAR (interpolated) = 0.168 W/kg


Head Left Cheek/WLAN 5.2G 802.11ac80 Mid/Zoom Scan (8x8x12)/Cube 0: Measurement grid: dx=4mm, dy=4mm, dz=2mm

Reference Value = 1.381 V/m; Power Drift = 0.12 dB

Peak SAR (extrapolated) = 0.304 W/kg

SAR(1 g) = 0.083 W/kg; SAR(10 g) = 0.023 W/kg

Maximum value of SAR (measured) = 0.175 W/kg



0 dB = 0.175 W/kg = -7.57 dBW/kg

Plot 178#: WLAN 5.2G_Head Left Tilt_Mid**DUT: BISON GT2; Type: Smart Phone; Serial: SZ1220402-12151E-SA-S1**

Communication System: UID 0, 5.2G WiFi (0); Frequency: 5210 MHz;Duty Cycle: 1:1.156

Medium parameters used: $f = 5210$ MHz; $\sigma = 4.727$ S/m; $\epsilon_r = 35.352$; $\rho = 1000$ kg/m³

Phantom section: Left Section

DASY5 Configuration:

- Probe: EX3DV4 - SN3619; ConvF(4.37, 4.37, 4.37) @ 5210 MHz;
- Sensor-Surface: 2mm (Mechanical Surface Detection)
- Electronics: DAE4 Sn1211; Calibrated: 2022/03/01
- Phantom: Twin SAM; Type: QD000P40CD; Serial: 1744
- Measurement SW: DASY52, Version 52.10 (2);

Head Left Tilt/WLAN 5.2G 802.11ac80 Mid/Area Scan (101x111x1): Interpolated grid: dx=1.000 mm, dy=1.000 mm

Maximum value of SAR (interpolated) = 0.299 W/kg

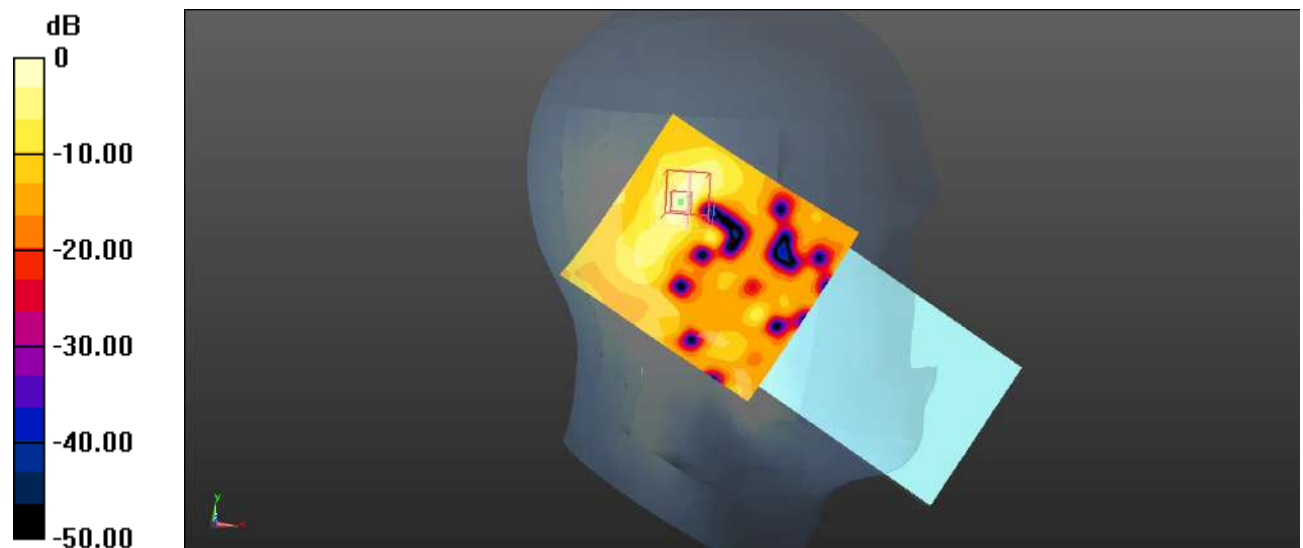
Head Left Tilt/WLAN 5.2G 802.11ac80 Mid/Zoom Scan (8x8x12)/Cube 0: Measurement grid: dx=4mm, dy=4mm, dz=2mm

Reference Value = 1.722 V/m; Power Drift = -0.16 dB

Peak SAR (extrapolated) = 0.867 W/kg

SAR(1 g) = 0.126 W/kg; SAR(10 g) = 0.035 W/kg

Maximum value of SAR (measured) = 0.259 W/kg



0 dB = 0.259 W/kg = -5.87 dBW/kg

Plot 179#: WLAN 5.2G_Head Right Cheek_Mid**DUT: BISON GT2; Type: Smart Phone; Serial: SZ1220402-12151E-SA-S1**

Communication System: UID 0, 5.2G WiFi (0); Frequency: 5210 MHz;Duty Cycle: 1:1.156

Medium parameters used: $f = 5210$ MHz; $\sigma = 4.727$ S/m; $\epsilon_r = 35.352$; $\rho = 1000$ kg/m³

Phantom section: Right Section

DASY5 Configuration:

- Probe: EX3DV4 - SN3619; ConvF(4.37, 4.37, 4.37) @ 5210 MHz;
- Sensor-Surface: 2mm (Mechanical Surface Detection)
- Electronics: DAE4 Sn1211; Calibrated: 2022/03/01
- Phantom: Twin SAM; Type: QD000P40CD; Serial: 1744
- Measurement SW: DASY52, Version 52.10 (2);

Head Right Cheek/WLAN 5.2G 802.11ac80 Mid/Area Scan (101x111x1): Interpolated grid: dx=1.000 mm, dy=1.000 mm

Maximum value of SAR (interpolated) = 0.131 W/kg


Head Right Cheek/WLAN 5.2G 802.11ac80 Mid/Zoom Scan (8x8x12)/Cube 0: Measurement grid: dx=4mm, dy=4mm, dz=2mm

Reference Value = 2.710 V/m; Power Drift = -0.17 dB

Peak SAR (extrapolated) = 0.217 W/kg

SAR(1 g) = 0.059 W/kg; SAR(10 g) = 0.019 W/kg

Maximum value of SAR (measured) = 0.119 W/kg



0 dB = 0.119 W/kg = -9.24 dBW/kg

Plot 180#: WLAN 5.2G_Head Right Tilt_Mid**DUT: BISON GT2; Type: Smart Phone; Serial: SZ1220402-12151E-SA-S1**

Communication System: UID 0, 5.2G WiFi (0); Frequency: 5210 MHz;Duty Cycle: 1:1.156

Medium parameters used: $f = 5210$ MHz; $\sigma = 4.727$ S/m; $\epsilon_r = 35.352$; $\rho = 1000$ kg/m³

Phantom section: Right Section

DASY5 Configuration:

- Probe: EX3DV4 - SN3619; ConvF(4.37, 4.37, 4.37) @ 5210 MHz;
- Sensor-Surface: 2mm (Mechanical Surface Detection)
- Electronics: DAE4 Sn1211; Calibrated: 2022/03/01
- Phantom: Twin SAM; Type: QD000P40CD; Serial: 1744
- Measurement SW: DASY52, Version 52.10 (2);

Head Right Tilt/WLAN 5.2G 802.11ac80 Mid/Area Scan (101x111x1): Interpolated grid: dx=1.000 mm, dy=1.000 mm

Maximum value of SAR (interpolated) = 0.156 W/kg

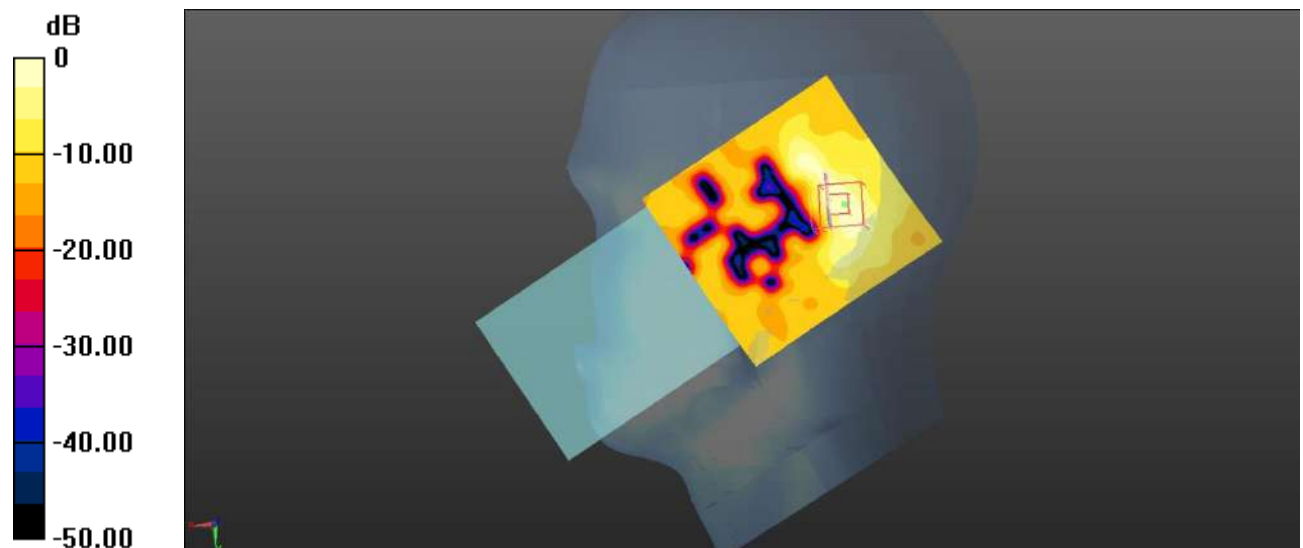
Head Right Tilt/WLAN 5.2G 802.11ac80 Mid/Zoom Scan (8x8x12)/Cube 0: Measurement grid: dx=4mm, dy=4mm, dz=2mm

Reference Value = 1.518 V/m; Power Drift = 0.16 dB

Peak SAR (extrapolated) = 0.296 W/kg

SAR(1 g) = 0.080 W/kg; SAR(10 g) = 0.025 W/kg

Maximum value of SAR (measured) = 0.163 W/kg



0 dB = 0.163 W/kg = -7.88 dBW/kg

Plot 181#: WLAN 5.2G_Body Front_Mid**DUT: BISON GT2; Type: Smart Phone; Serial: SZ1220402-12151E-SA-S1**

Communication System: UID 0, 5.2G WiFi (0); Frequency: 5210 MHz; Duty Cycle: 1:1.156

Medium parameters used: $f = 5210$ MHz; $\sigma = 4.727$ S/m; $\epsilon_r = 35.352$; $\rho = 1000$ kg/m³

Phantom section: Flat Section

DASY5 Configuration:

- Probe: EX3DV4 - SN3619; ConvF(4.37, 4.37, 4.37) @ 5210 MHz;
- Sensor-Surface: 2mm (Mechanical Surface Detection)
- Electronics: DAE4 Sn1211; Calibrated: 2022/03/01
- Phantom: Twin SAM; Type: QD000P40CD; Serial: 1744
- Measurement SW: DASY52, Version 52.10 (2);

Body Front/WLAN 5.2G 802.11ac80 Mid/Area Scan (101x101x1): Interpolated grid: dx=1.000 mm, dy=1.000 mm

Maximum value of SAR (interpolated) = 0.0368 W/kg

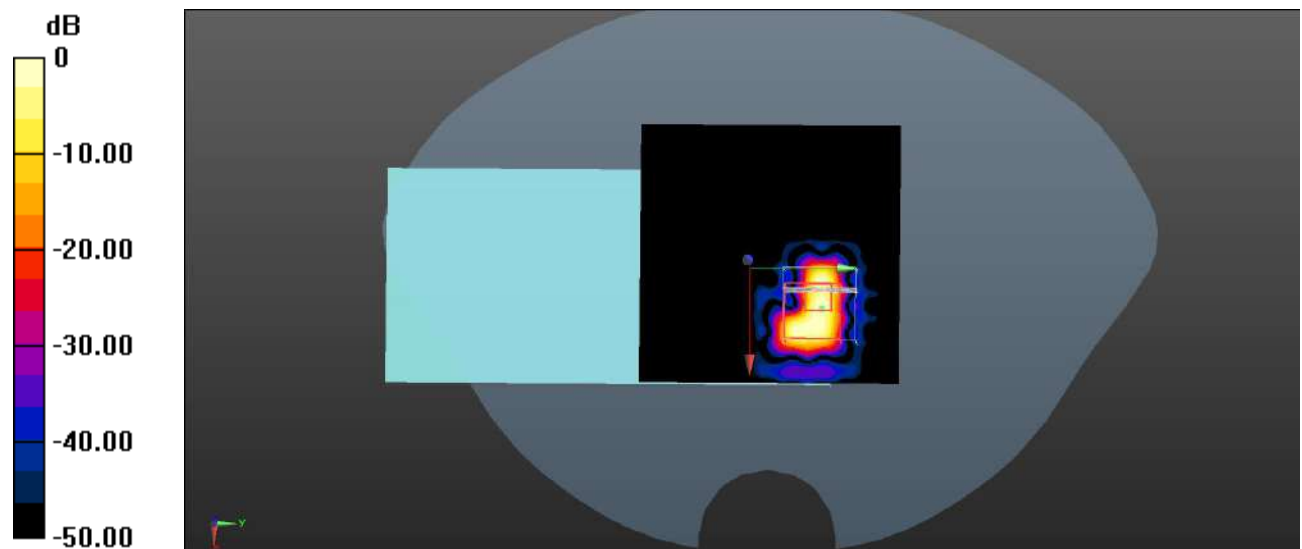
Body Front/WLAN 5.2G 802.11ac80 Mid/Zoom Scan (8x8x12)/Cube 0: Measurement grid: dx=4mm, dy=4mm, dz=2mm

Reference Value = 0 V/m; Power Drift = 0.00 dB

Peak SAR (extrapolated) = 0.119 W/kg

SAR(1 g) = 0.015 W/kg; SAR(10 g) = 0.00478 W/kg

Maximum value of SAR (measured) = 0.0416 W/kg



0 dB = 0.0416 W/kg = -13.81 dBW/kg

Plot 182#: WLAN 5.2G_Body Back_Mid**DUT: BISON GT2; Type: Smart Phone; Serial: SZ1220402-12151E-SA-S1**

Communication System: UID 0, 5.2G WiFi (0); Frequency: 5210 MHz;Duty Cycle: 1:1.156

Medium parameters used: $f = 5210$ MHz; $\sigma = 4.727$ S/m; $\epsilon_r = 35.352$; $\rho = 1000$ kg/m³

Phantom section: Flat Section

DASY5 Configuration:

- Probe: EX3DV4 - SN3619; ConvF(4.37, 4.37, 4.37) @ 5210 MHz;
- Sensor-Surface: 2mm (Mechanical Surface Detection)
- Electronics: DAE4 Sn1211; Calibrated: 2022/03/01
- Phantom: Twin SAM; Type: QD000P40CD; Serial: 1744
- Measurement SW: DASY52, Version 52.10 (2);

Body Back/WLAN 5.2G 802.11ac80 Mid/Area Scan (121x141x1): Interpolated grid: dx=0.8000 mm, dy=0.8000 mm

Maximum value of SAR (interpolated) = 0.0841 W/kg

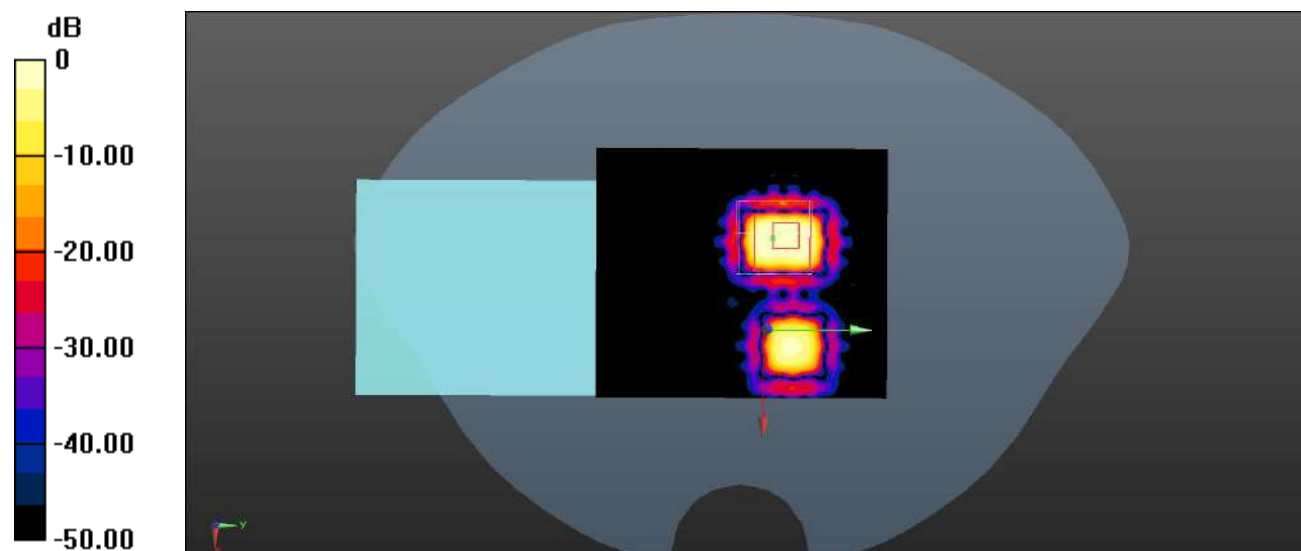
Body Back/WLAN 5.2G 802.11ac80 Mid/Zoom Scan (8x8x12)/Cube 0: Measurement grid: dx=4mm, dy=4mm, dz=2mm

Reference Value = 1.266 V/m; Power Drift = 0.13 dB

Peak SAR (extrapolated) = 0.498 W/kg

SAR(1 g) = 0.040 W/kg; SAR(10 g) = 0.00881 W/kg

Maximum value of SAR (measured) = 0.0584 W/kg



0 dB = 0.0584 W/kg = -12.34 dBW/kg

Plot 183#: WLAN 5.2G_Body Right_Mid**DUT: BISON GT2; Type: Smart Phone; Serial: SZ1220402-12151E-SA-S1**

Communication System: UID 0, 5.2G WiFi (0); Frequency: 5210 MHz;Duty Cycle: 1:1.156

Medium parameters used: $f = 5210 \text{ MHz}$; $\sigma = 4.727 \text{ S/m}$; $\epsilon_r = 35.352$; $\rho = 1000 \text{ kg/m}^3$

Phantom section: Flat Section

DASY5 Configuration:

- Probe: EX3DV4 - SN3619; ConvF(4.37, 4.37, 4.37) @ 5210 MHz;
- Sensor-Surface: 2mm (Mechanical Surface Detection)
- Electronics: DAE4 Sn1211; Calibrated: 2022/03/01
- Phantom: Twin SAM; Type: QD000P40CD; Serial: 1744
- Measurement SW: DASY52, Version 52.10 (2);

Body Right/WLAN 5.2G 802.11ac80 Mid/Area Scan (131x141x1): Interpolated grid: $dx=0.8000 \text{ mm}$, $dy=0.8000 \text{ mm}$

Maximum value of SAR (interpolated) = 0.0336 W/kg

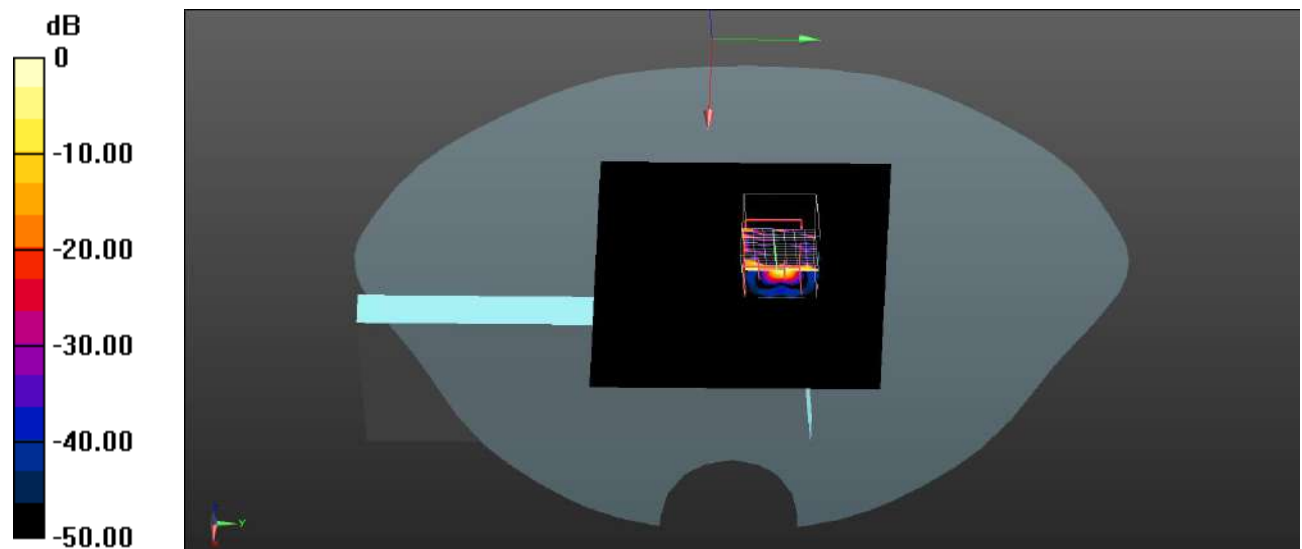
Body Right/WLAN 5.2G 802.11ac80 Mid/Zoom Scan (8x8x16)/Cube 0: Measurement grid: $dx=4\text{mm}$, $dy=4\text{mm}$, $dz=2\text{mm}$

Reference Value = 0 V/m; Power Drift = 0.00 dB

Peak SAR (extrapolated) = 0.306 W/kg

SAR(1 g) = 0.022 W/kg; SAR(10 g) = 0.00421 W/kg

Maximum value of SAR (measured) = 0.0357 W/kg



0 dB = 0.0357 W/kg = -14.47 dBW/kg

Plot 184#: WLAN 5.2G_Body Top_Mid**DUT: BISON GT2; Type: Smart Phone; Serial: SZ1220402-12151E-SA-S1**

Communication System: UID 0, 5.2G WiFi (0); Frequency: 5210 MHz;Duty Cycle: 1:1.156

Medium parameters used: $f = 5210$ MHz; $\sigma = 4.727$ S/m; $\epsilon_r = 35.352$; $\rho = 1000$ kg/m³

Phantom section: Flat Section

DASY5 Configuration:

- Probe: EX3DV4 - SN3619; ConvF(4.37, 4.37, 4.37) @ 5210 MHz;
- Sensor-Surface: 2mm (Mechanical Surface Detection)
- Electronics: DAE4 Sn1211; Calibrated: 2022/03/01
- Phantom: Twin SAM; Type: QD000P40CD; Serial: 1744
- Measurement SW: DASY52, Version 52.10 (2);

Body Top/WLAN 5.2G 802.11ac80 Mid/Area Scan (101x141x1): Interpolated grid: dx=0.8000 mm, dy=0.8000 mm

Maximum value of SAR (interpolated) = 0.0732 W/kg

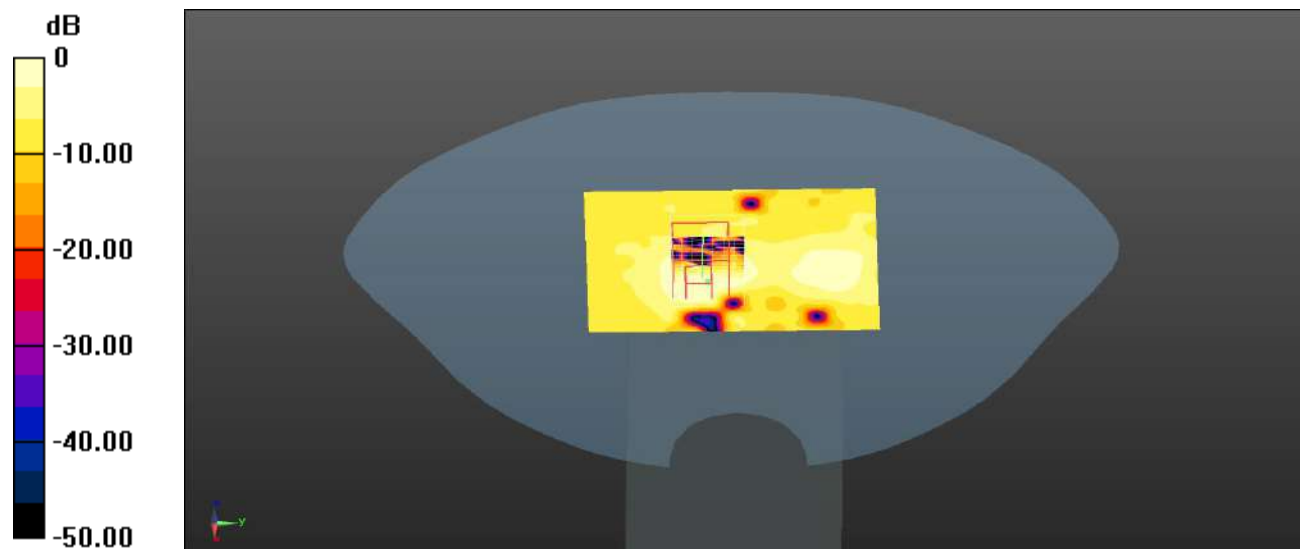
Body Top/WLAN 5.2G 802.11ac80 Mid/Zoom Scan (8x8x12)/Cube 0: Measurement grid: dx=4mm, dy=4mm, dz=2mm

Reference Value = 2.736 V/m; Power Drift = -0.19 dB

Peak SAR (extrapolated) = 0.299 W/kg

SAR(1 g) = 0.027 W/kg; SAR(10 g) = 0.011 W/kg

Maximum value of SAR (measured) = 0.0689 W/kg



0 dB = 0.0689 W/kg = -11.62 dBW/kg

Plot 185#: WLAN 5.8G_Head Left Cheek_Mid**DUT: BISON GT2; Type: Smart Phone; Serial: SZ1220402-12151E-SA-S1**

Communication System: UID 0, 5.8G Wi-Fi (0); Frequency: 5775 MHz; Duty Cycle: 1:1.156

Medium parameters used (interpolated): $f = 5775$ MHz; $\sigma = 5.315$ S/m; $\epsilon_r = 34.532$; $\rho = 1000$ kg/m³

Phantom section: Left Section

DASY5 Configuration:

- Probe: EX3DV4 - SN3619; ConvF(3.93, 3.93, 3.93) @ 5775 MHz;
- Sensor-Surface: 2mm (Mechanical Surface Detection)
- Electronics: DAE4 Sn1211; Calibrated: 2022/03/01
- Phantom: Twin SAM; Type: QD000P40CD; Serial: 1744
- Measurement SW: DASY52, Version 52.10 (2);

Head Left Cheek/WLAN 5.8G 802.11ac80 Mid/Area Scan (101x101x1): Interpolated grid: dx=1.000 mm, dy=1.000 mm

Maximum value of SAR (interpolated) = 0.233 W/kg

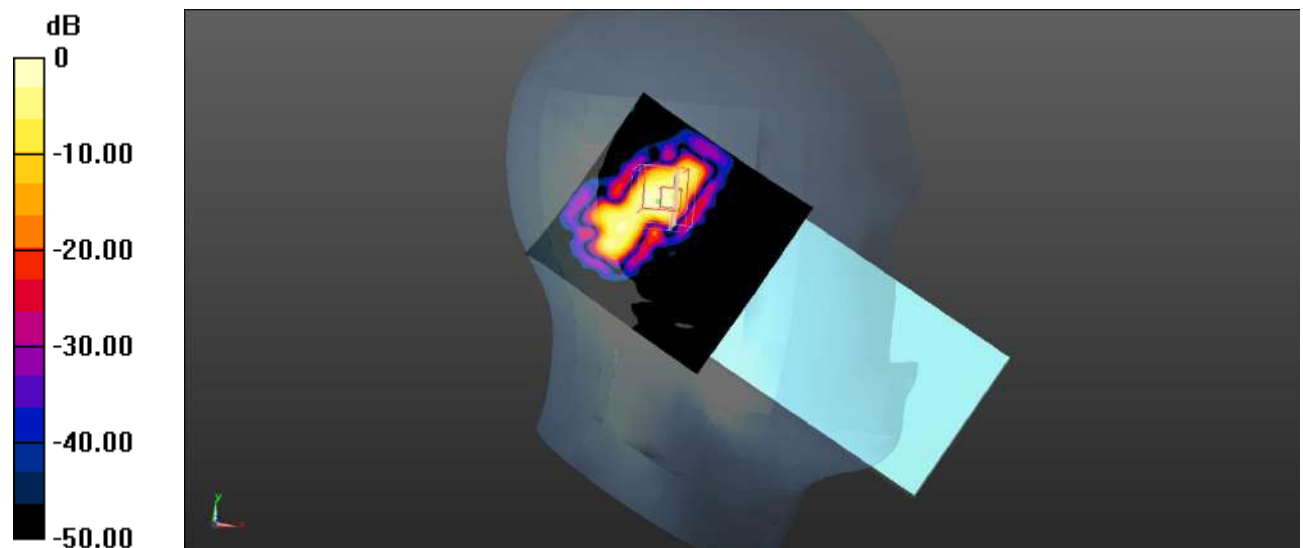
Head Left Cheek/WLAN 5.8G 802.11ac80 Mid/Zoom Scan (8x8x12)/Cube 0: Measurement grid: dx=4mm, dy=4mm, dz=2mm

Reference Value = 2.131 V/m; Power Drift = 0.14 dB

Peak SAR (extrapolated) = 0.465 W/kg

SAR(1 g) = 0.088 W/kg; SAR(10 g) = 0.024 W/kg

Maximum value of SAR (measured) = 0.254 W/kg



0 dB = 0.254 W/kg = -5.95 dBW/kg

Plot 186#: WLAN 5.8G_Head Left Tilt_Mid**DUT: BISON GT2; Type: Smart Phone; Serial: SZ1220402-12151E-SA-S1**

Communication System: UID 0, 5.8G Wi-Fi (0); Frequency: 5775 MHz; Duty Cycle: 1:1.156

Medium parameters used (interpolated): $f = 5775$ MHz; $\sigma = 5.315$ S/m; $\epsilon_r = 34.532$; $\rho = 1000$ kg/m³

Phantom section: Left Section

DASY5 Configuration:

- Probe: EX3DV4 - SN3619; ConvF(3.93, 3.93, 3.93) @ 5775 MHz;
- Sensor-Surface: 2mm (Mechanical Surface Detection)
- Electronics: DAE4 Sn1211; Calibrated: 2022/03/01
- Phantom: Twin SAM; Type: QD000P40CD; Serial: 1744
- Measurement SW: DASY52, Version 52.10 (2);

Head Left Tilt/WLAN 5.8G 802.11ac80 Mid/Area Scan (101x101x1): Interpolated grid: dx=1.000 mm, dy=1.000 mm

Maximum value of SAR (interpolated) = 0.204 W/kg

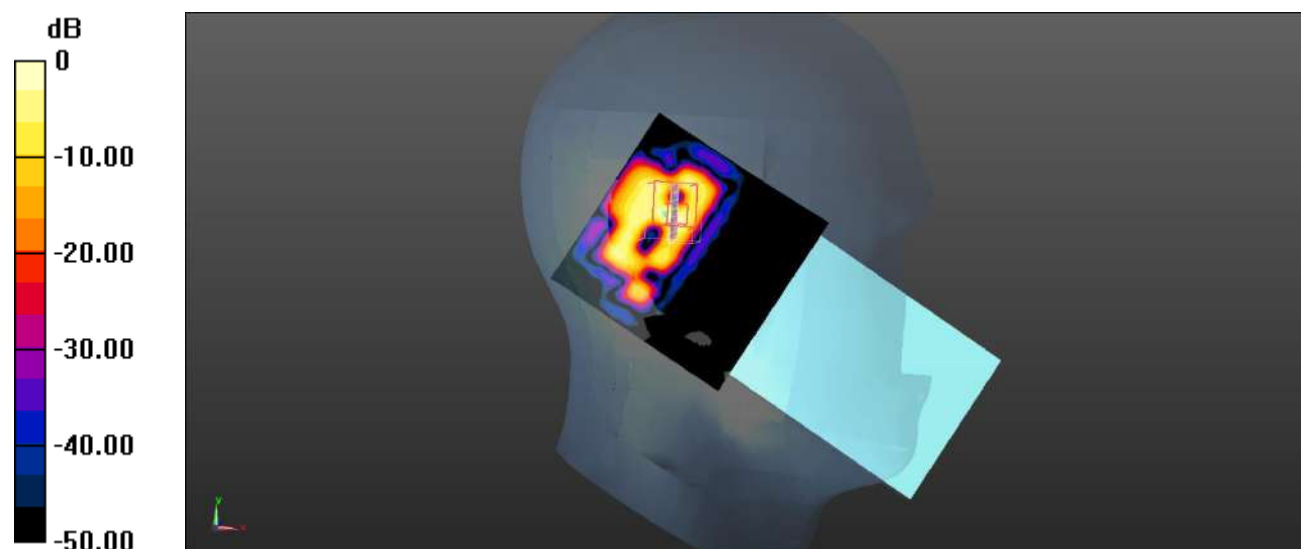
Head Left Tilt/WLAN 5.8G 802.11ac80 Mid/Zoom Scan (8x8x12)/Cube 0: Measurement grid: dx=4mm, dy=4mm, dz=2mm

Reference Value = 1.288 V/m; Power Drift = 0.16 dB

Peak SAR (extrapolated) = 0.524 W/kg

SAR(1 g) = 0.083 W/kg; SAR(10 g) = 0.021 W/kg

Maximum value of SAR (measured) = 0.230 W/kg



0 dB = 0.230 W/kg = -6.38 dBW/kg

Plot 187#: WLAN 5.8G_Head Right Cheek_Mid**DUT: BISON GT2; Type: Smart Phone; Serial: SZ1220402-12151E-SA-S1**

Communication System: UID 0, 5.8G Wi-Fi (0); Frequency: 5775 MHz; Duty Cycle: 1:1.156

Medium parameters used (interpolated): $f = 5775$ MHz; $\sigma = 5.315$ S/m; $\epsilon_r = 34.532$; $\rho = 1000$ kg/m³

Phantom section: Right Section

DASY5 Configuration:

- Probe: EX3DV4 - SN3619; ConvF(3.93, 3.93, 3.93) @ 5775 MHz;
- Sensor-Surface: 2mm (Mechanical Surface Detection)
- Electronics: DAE4 Sn1211; Calibrated: 2022/03/01
- Phantom: Twin SAM; Type: QD000P40CD; Serial: 1744
- Measurement SW: DASY52, Version 52.10 (2);

Head Right Cheek/WLAN 5.8G 802.11ac80 Mid/Area Scan (101x101x1): Interpolated grid: dx=1.000 mm, dy=1.000 mm

Maximum value of SAR (interpolated) = 0.205 W/kg

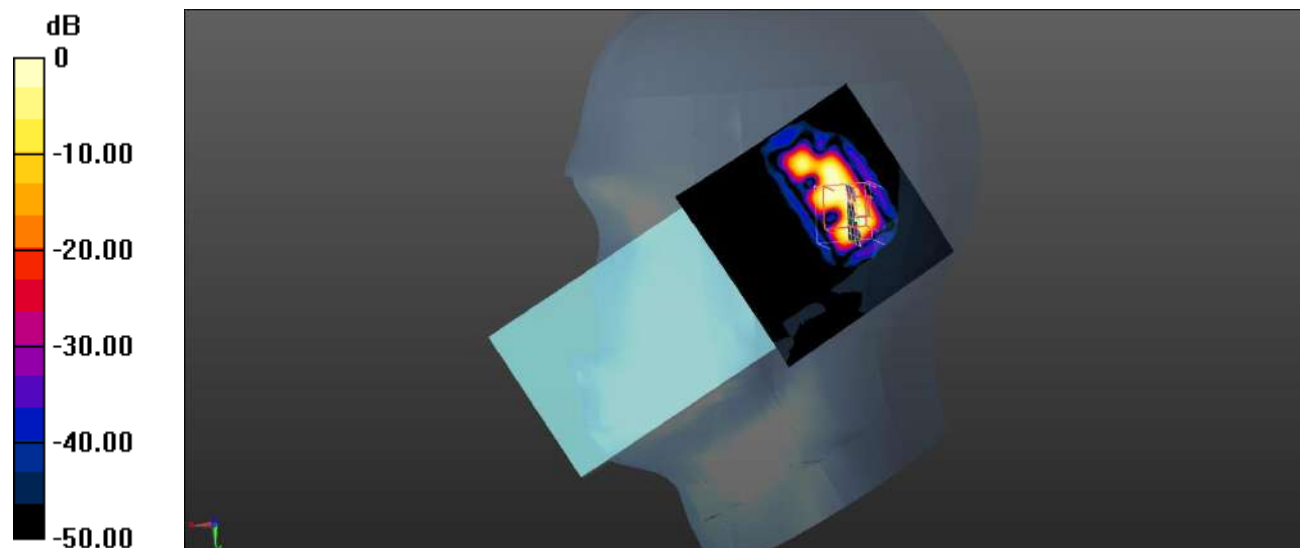
Head Right Cheek/WLAN 5.8G 802.11ac80 Mid/Zoom Scan (8x8x12)/Cube 0: Measurement grid: dx=4mm, dy=4mm, dz=2mm

Reference Value = 1.664 V/m; Power Drift = -0.18 dB

Peak SAR (extrapolated) = 0.717 W/kg

SAR(1 g) = 0.064 W/kg; SAR(10 g) = 0.016 W/kg

Maximum value of SAR (measured) = 0.133 W/kg



0 dB = 0.133 W/kg = -8.76 dBW/kg

Plot 188#: WLAN 5.8G_Head Right Tilt_Mid**DUT: BISON GT2; Type: Smart Phone; Serial: SZ1220402-12151E-SA-S1**

Communication System: UID 0, 5.8G Wi-Fi (0); Frequency: 5775 MHz; Duty Cycle: 1:1.156

Medium parameters used (interpolated): $f = 5775$ MHz; $\sigma = 5.315$ S/m; $\epsilon_r = 34.532$; $\rho = 1000$ kg/m³

Phantom section: Right Section

DASY5 Configuration:

- Probe: EX3DV4 - SN3619; ConvF(3.93, 3.93, 3.93) @ 5775 MHz;
- Sensor-Surface: 2mm (Mechanical Surface Detection)
- Electronics: DAE4 Sn1211; Calibrated: 2022/03/01
- Phantom: Twin SAM; Type: QD000P40CD; Serial: 1744
- Measurement SW: DASY52, Version 52.10 (2);

Head Right Tilt/WLAN 5.8G 802.11ac80 Mid/Area Scan (101x101x1): Interpolated grid: dx=1.000 mm, dy=1.000 mm

Maximum value of SAR (interpolated) = 0.155 W/kg

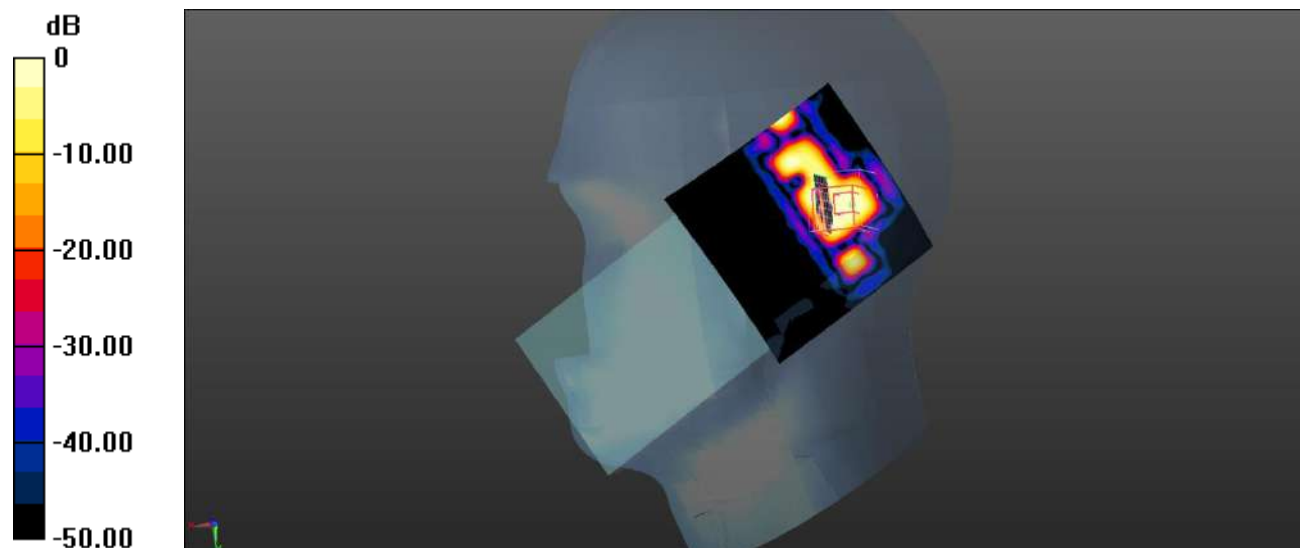
Head Right Tilt/WLAN 5.8G 802.11ac80 Mid/Zoom Scan (8x8x12)/Cube 0: Measurement grid: dx=4mm, dy=4mm, dz=2mm

Reference Value = 0.9540 V/m; Power Drift = 0.14 dB

Peak SAR (extrapolated) = 0.643 W/kg

SAR(1 g) = 0.049 W/kg; SAR(10 g) = 0.013 W/kg

Maximum value of SAR (measured) = 0.0967 W/kg



0 dB = 0.0967 W/kg = -10.15 dBW/kg

Plot 189#: WLAN 5.8G_Body Front_Mid**DUT: BISON GT2; Type: Smart Phone; Serial: SZ1220402-12151E-SA-S1**

Communication System: UID 0, 5.8G Wi-Fi (0); Frequency: 5775 MHz; Duty Cycle: 1:1.156

Medium parameters used (interpolated): $f = 5775$ MHz; $\sigma = 5.315$ S/m; $\epsilon_r = 34.532$; $\rho = 1000$ kg/m³

Phantom section: Flat Section

DASY5 Configuration:

- Probe: EX3DV4 - SN3619; ConvF(3.93, 3.93, 3.93) @ 5775 MHz;
- Sensor-Surface: 2mm (Mechanical Surface Detection)
- Electronics: DAE4 Sn1211; Calibrated: 2022/03/01
- Phantom: Twin SAM; Type: QD000P40CD; Serial: 1744
- Measurement SW: DASY52, Version 52.10 (2);

Body Front/WLAN 5.8G 802.11ac80 Mid/Area Scan (101x101x1): Interpolated grid: dx=1.000 mm, dy=1.000 mm

Maximum value of SAR (interpolated) = 0.0651 W/kg

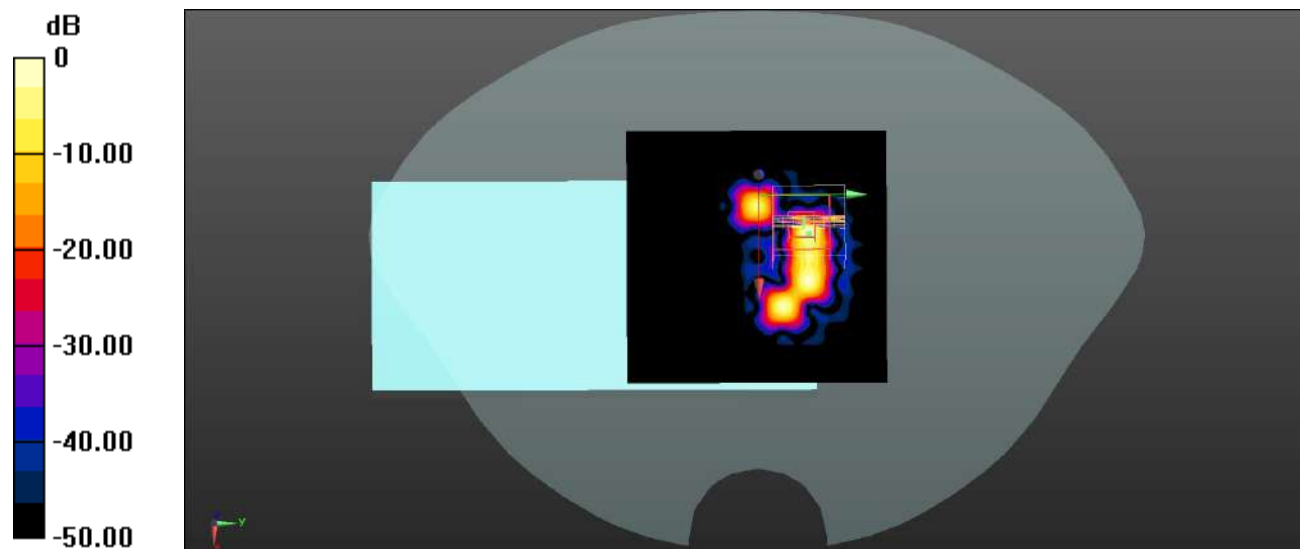
Body Front/WLAN 5.8G 802.11ac80 Mid/Zoom Scan (8x8x12)/Cube 0: Measurement grid: dx=4mm, dy=4mm, dz=2mm

Reference Value = 1.417 V/m; Power Drift = 0.18 dB

Peak SAR (extrapolated) = 0.359 W/kg

SAR(1 g) = 0.028 W/kg; SAR(10 g) = 0.00418 W/kg

Maximum value of SAR (measured) = 0.0775 W/kg



0 dB = 0.0775 W/kg = -11.11 dBW/kg

Plot 190#: WLAN 5.8G_Body Back_Mid**DUT: BISON GT2; Type: Smart Phone; Serial: SZ1220402-12151E-SA-S1**

Communication System: UID 0, 5.8G Wi-Fi (0); Frequency: 5775 MHz; Duty Cycle: 1:1.156

Medium parameters used (interpolated): $f = 5775$ MHz; $\sigma = 5.315$ S/m; $\epsilon_r = 34.532$; $\rho = 1000$ kg/m³

Phantom section: Flat Section

DASY5 Configuration:

- Probe: EX3DV4 - SN3619; ConvF(3.93, 3.93, 3.93) @ 5775 MHz;
- Sensor-Surface: 2mm (Mechanical Surface Detection)
- Electronics: DAE4 Sn1211; Calibrated: 2022/03/01
- Phantom: Twin SAM; Type: QD000P40CD; Serial: 1744
- Measurement SW: DASY52, Version 52.10 (2);

Body Back/WLAN 5.8G 802.11ac80 Mid/Area Scan (101x101x1): Interpolated grid: dx=1.000 mm, dy=1.000 mm

Maximum value of SAR (interpolated) = 0.0956 W/kg

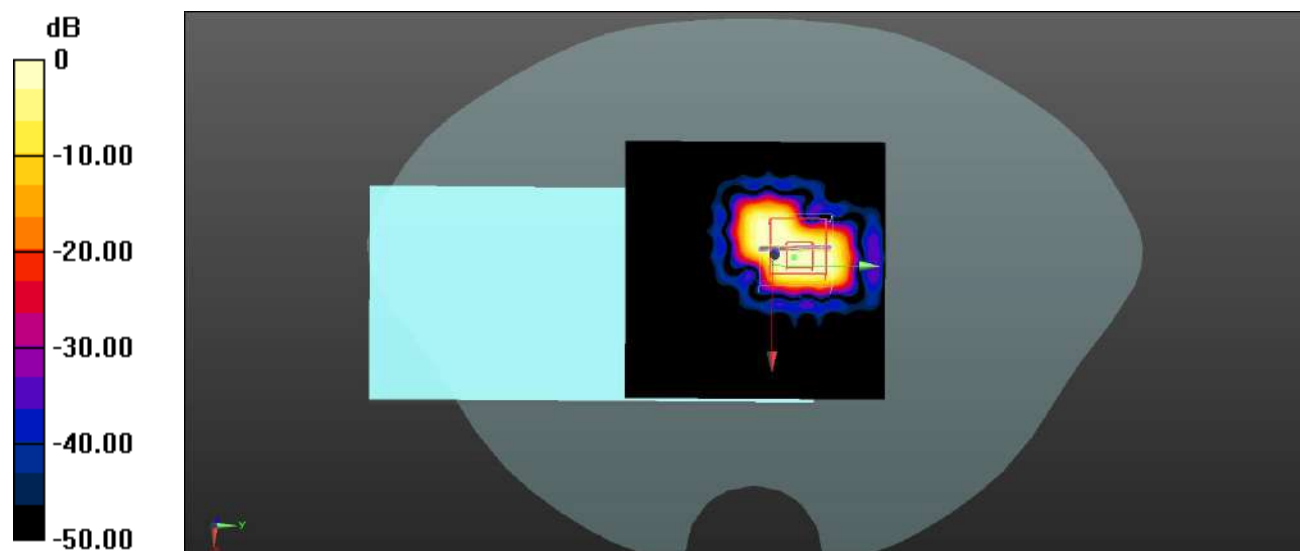
Body Back/WLAN 5.8G 802.11ac80 Mid/Zoom Scan (8x8x12)/Cube 0: Measurement grid: dx=4mm, dy=4mm, dz=2mm

Reference Value = 0.9360 V/m; Power Drift = 0.15 dB

Peak SAR (extrapolated) = 0.333 W/kg

SAR(1 g) = 0.030 W/kg; SAR(10 g) = 0.011 W/kg

Maximum value of SAR (measured) = 0.0523 W/kg



0 dB = 0.0523 W/kg = -12.81 dBW/kg

Plot 191#: WLAN 5.8G_Body Right_Mid**DUT: BISON GT2; Type: Smart Phone; Serial: SZ1220402-12151E-SA-S1**

Communication System: UID 0, 5.8G Wi-Fi (0); Frequency: 5775 MHz; Duty Cycle: 1:1.156

Medium parameters used (interpolated): $f = 5775$ MHz; $\sigma = 5.315$ S/m; $\epsilon_r = 34.532$; $\rho = 1000$ kg/m³

Phantom section: Flat Section

DASY5 Configuration:

- Probe: EX3DV4 - SN3619; ConvF(3.93, 3.93, 3.93) @ 5775 MHz;
- Sensor-Surface: 2mm (Mechanical Surface Detection)
- Electronics: DAE4 Sn1211; Calibrated: 2022/03/01
- Phantom: Twin SAM; Type: QD000P40CD; Serial: 1744
- Measurement SW: DASY52, Version 52.10 (2);

Body Right/WLAN 5.8G 802.11ac80 Mid/Area Scan (121x141x1): Interpolated grid: dx=0.8000 mm, dy=0.8000 mm

Maximum value of SAR (interpolated) = 0.154 W/kg

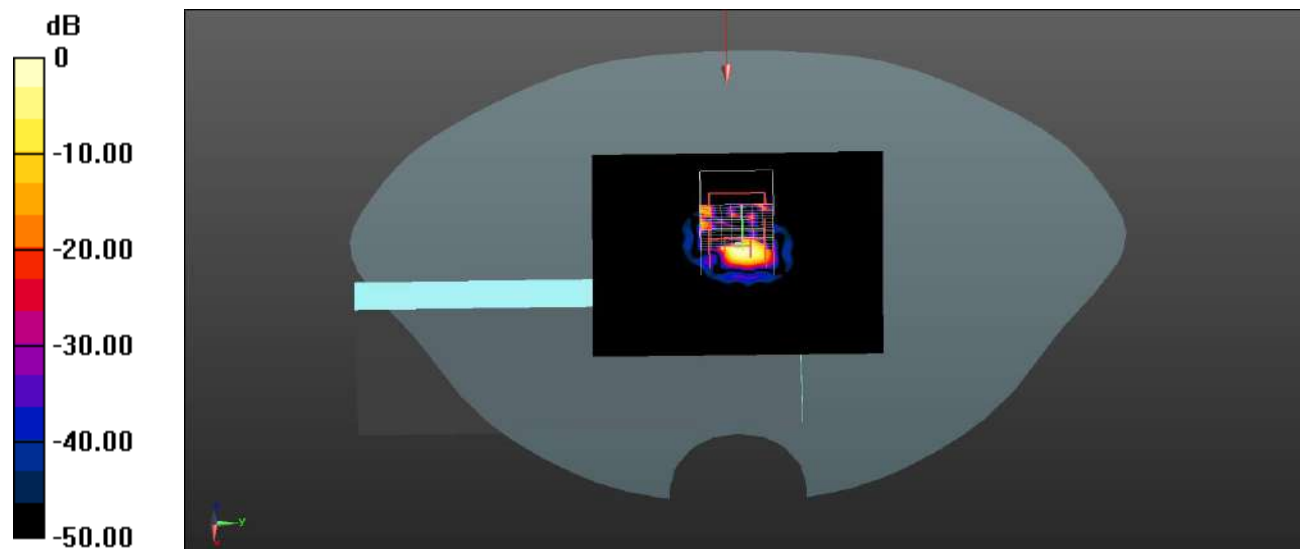
Body Right/WLAN 5.8G 802.11ac80 Mid/Zoom Scan (8x8x16)/Cube 0: Measurement grid: dx=4mm, dy=4mm, dz=2mm

Reference Value = 2.755 V/m; Power Drift = 0.14 dB

Peak SAR (extrapolated) = 0.549 W/kg

SAR(1 g) = 0.036 W/kg; SAR(10 g) = 0.00489 W/kg

Maximum value of SAR (measured) = 0.0952 W/kg



0 dB = 0.0952 W/kg = -10.21 dBW/kg

Plot 192#: WLAN 5.8G_Body Top _Mid**DUT: BISON GT2; Type: Smart Phone; Serial: SZ1220402-12151E-SA-S1**

Communication System: UID 0, 5.8G Wi-Fi (0); Frequency: 5775 MHz; Duty Cycle: 1:1.156

Medium parameters used (interpolated): $f = 5775$ MHz; $\sigma = 5.315$ S/m; $\epsilon_r = 34.532$; $\rho = 1000$ kg/m³

Phantom section: Flat Section

DASY5 Configuration:

- Probe: EX3DV4 - SN3619; ConvF(3.93, 3.93, 3.93) @ 5775 MHz;
- Sensor-Surface: 2mm (Mechanical Surface Detection)
- Electronics: DAE4 Sn1211; Calibrated: 2022/03/01
- Phantom: Twin SAM; Type: QD000P40CD; Serial: 1744
- Measurement SW: DASY52, Version 52.10 (2);

Body Top/WLAN 5.8G 802.11ac80 Mid/Area Scan (101x141x1): Interpolated grid: dx=0.8000 mm, dy=0.8000 mm

Maximum value of SAR (interpolated) = 0.0611 W/kg

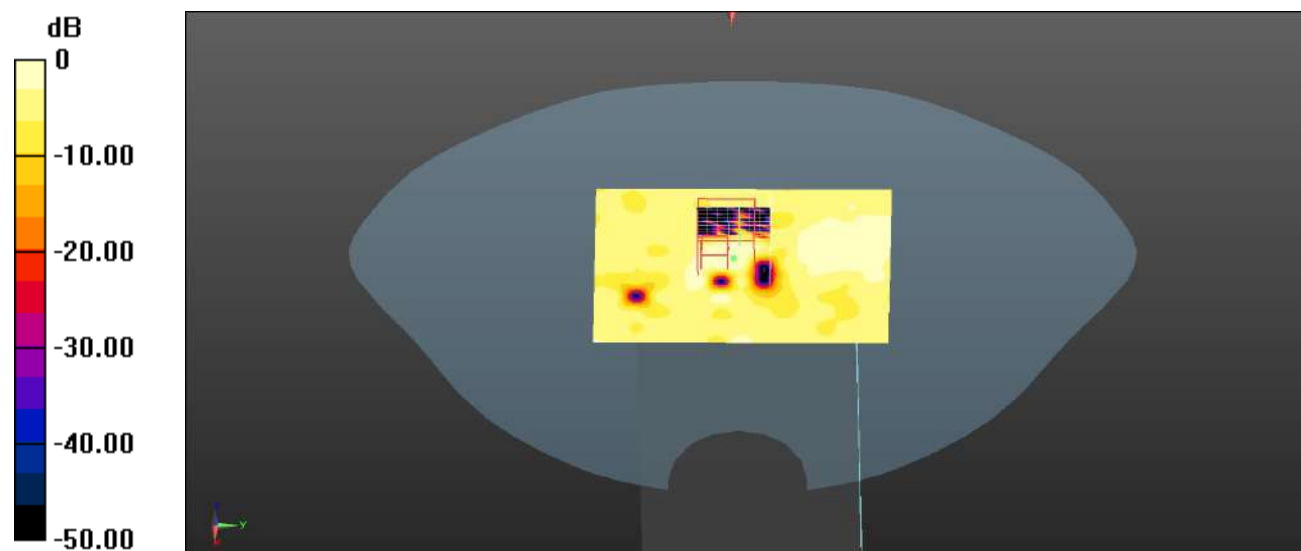
Body Top/WLAN 5.8G 802.11ac80 Mid/Zoom Scan (8x8x12)/Cube 0: Measurement grid: dx=4mm, dy=4mm, dz=2mm

Reference Value = 1.935 V/m; Power Drift = -0.16 dB

Peak SAR (extrapolated) = 0.248 W/kg

SAR(1 g) = 0.020 W/kg; SAR(10 g) = 0.00705 W/kg

Maximum value of SAR (measured) = 0.0429 W/kg



0 dB = 0.0429 W/kg = -13.68 dBW/kg

Plot 193#: GSM 850_ Body Back _Mid**DUT: BISON GT2 Pro; Type: Smart Phone; Serial: SZ1220402-12151E-SA-S2**

Communication System: UID 0, Generic GPRS-2 slots (0); Frequency: 836.6 MHz; Duty Cycle: 1:4

Medium parameters used (interpolated): $f = 836.6$ MHz; $\sigma = 0.889$ S/m; $\epsilon_r = 42.651$; $\rho = 1000$ kg/m³

Phantom section: Flat Section

DASY5 Configuration:

- Probe: EX3DV4 - SN3619; ConvF(8.63, 8.63, 8.63) @ 836.6 MHz;
- Sensor-Surface: 4mm (Mechanical Surface Detection)
- Electronics: DAE4 Sn1211; Calibrated: 2022/03/01
- Phantom: Twin SAM; Type: QD000P40CD; Serial: 1744
- Measurement SW: DASY52, Version 52.10 (2);

Body Back/GSM 850 Mid/Area Scan (71x91x1): Interpolated grid: dx=1.500 mm, dy=1.500 mm

Maximum value of SAR (interpolated) = 0.332 W/kg

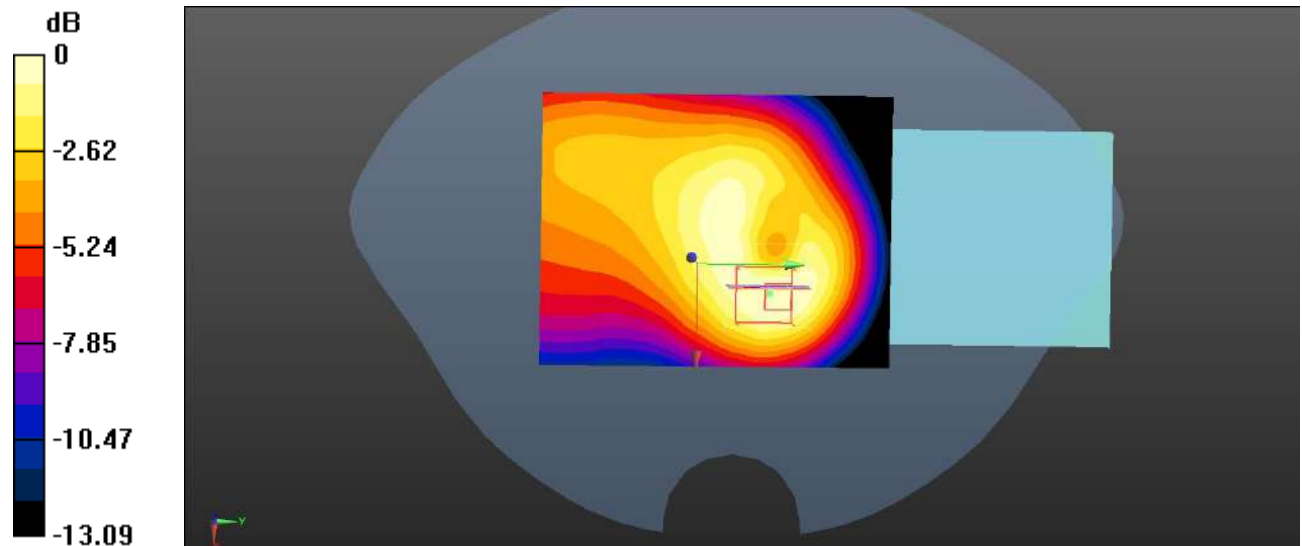
Body Back/GSM 850 Mid/Zoom Scan (5x5x7)/Cube 0: Measurement grid: dx=8mm, dy=8mm, dz=5mm

Reference Value = 18.32 V/m; Power Drift = -0.06 dB

Peak SAR (extrapolated) = 0.526 W/kg

SAR(1 g) = 0.318 W/kg; SAR(10 g) = 0.192 W/kg

Maximum value of SAR (measured) = 0.334 W/kg



0 dB = 0.334 W/kg = -4.76 dBW/kg

Plot 194#: GSM 1900_ Body Back _Mid**DUT: BISON GT2 Pro; Type: Smart Phone; Serial: SZ1220402-12151E-SA-S2**

Communication System: UID 0, Generic GPRS-4 slots (0); Frequency: 1880 MHz; Duty Cycle: 1:2
Medium parameters used (interpolated): $f = 1880$ MHz; $\sigma = 1.362$ S/m; $\epsilon_r = 40.847$; $\rho = 1000$ kg/m³
Phantom section: Flat Section

DASY5 Configuration:

- Probe: EX3DV4 - SN3619; ConvF(7.07, 7.07, 7.07) @ 1880 MHz;
- Sensor-Surface: 4mm (Mechanical Surface Detection)
- Electronics: DAE4 Sn1211; Calibrated: 2022/03/01
- Phantom: Twin SAM; Type: QD000P40CD; Serial: 1744
- Measurement SW: DASY52, Version 52.10 (2);

Body Back/GSM 1900 Mid/Area Scan (71x91x1): Interpolated grid: dx=1.500 mm, dy=1.500 mm

Maximum value of SAR (interpolated) = 0.371 W/kg

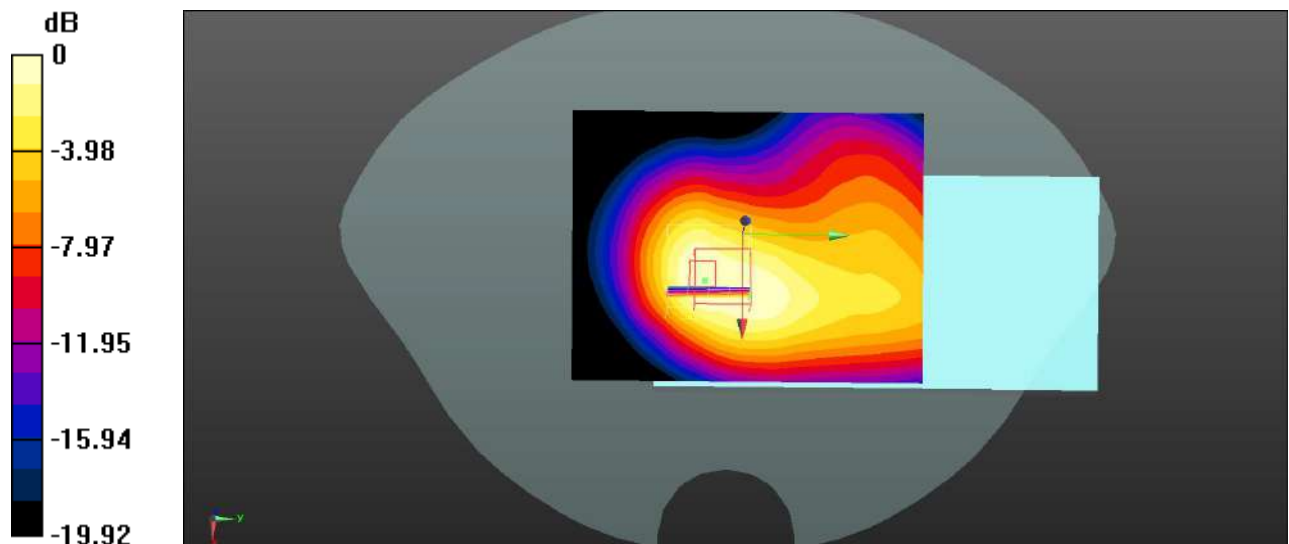
Body Back/GSM 1900 Mid/Zoom Scan (5x5x7)/Cube 0: Measurement grid: dx=8mm, dy=8mm, dz=5mm

Reference Value = 14.17 V/m; Power Drift = -0.09 dB

Peak SAR (extrapolated) = 0.591 W/kg

SAR(1 g) = 0.328 W/kg; SAR(10 g) = 0.173 W/kg

Maximum value of SAR (measured) = 0.365 W/kg



0 dB = 0.365 W/kg = -4.38 dBW/kg

Plot 195#: WCDMA Band 2_ Body Back _Mid**DUT: BISON GT2 Pro; Type: Smart Phone; Serial: SZ1220402-12151E-SA-S2**

Communication System: UID 0, WCDMA (0); Frequency: 1880 MHz; Duty Cycle: 1:1

Medium parameters used (interpolated): $f = 1880$ MHz; $\sigma = 1.362$ S/m; $\epsilon_r = 40.847$; $\rho = 1000$ kg/m³

Phantom section: Flat Section

DASY5 Configuration:

- Probe: EX3DV4 - SN3619; ConvF(7.07, 7.07, 7.07) @ 1880 MHz;
- Sensor-Surface: 4mm (Mechanical Surface Detection)
- Electronics: DAE4 Sn1211; Calibrated: 2022/03/01
- Phantom: Twin SAM; Type: QD000P40CD; Serial: 1744
- Measurement SW: DASY52, Version 52.10 (2);

Body Back/WCDMA Band 2 Mid/Area Scan (71x91x1): Interpolated grid: dx=1.500 mm, dy=1.500 mm

Maximum value of SAR (interpolated) = 0.506 W/kg

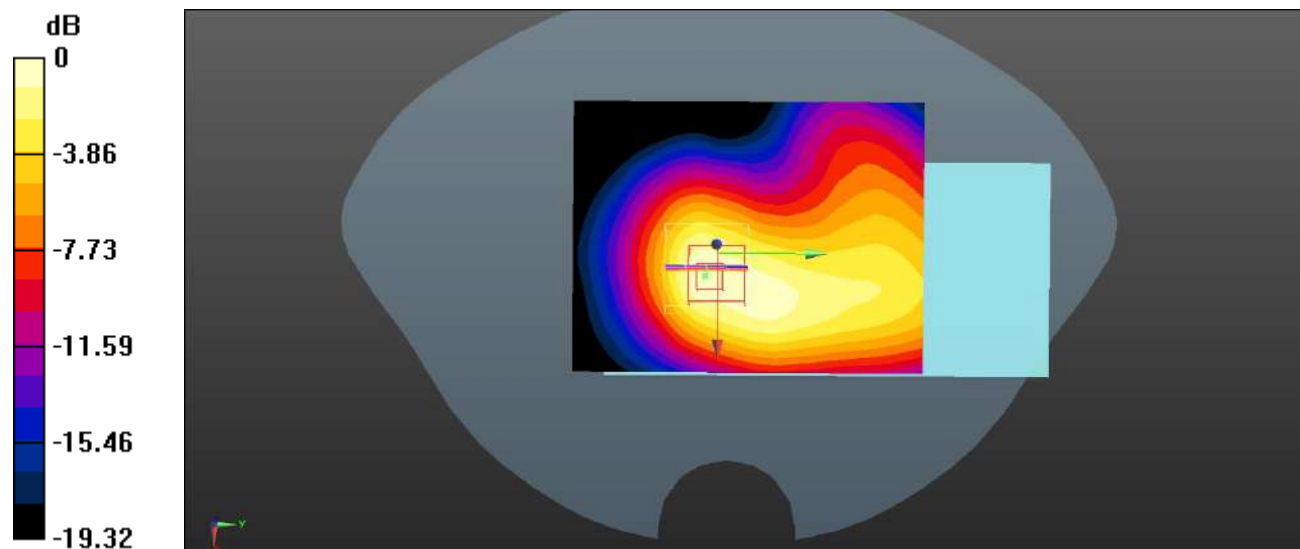
Body Back/WCDMA Band 2 Mid/Zoom Scan (5x5x7)/Cube 0: Measurement grid: dx=8mm, dy=8mm, dz=5mm

Reference Value = 15.11 V/m; Power Drift = -0.02 dB

Peak SAR (extrapolated) = 0.716 W/kg

SAR(1 g) = 0.406 W/kg; SAR(10 g) = 0.239 W/kg

Maximum value of SAR (measured) = 0.455 W/kg



0 dB = 0.455 W/kg = -3.42 dBW/kg

Plot 196#: WCDMA Band 5_ Body Back _Mid**DUT: BISON GT2 Pro; Type: Smart Phone; Serial: SZ1220402-12151E-SA-S2**

Communication System: UID 0, WCDMA (0); Frequency: 836.6 MHz; Duty Cycle: 1:1

Medium parameters used (interpolated): $f = 836.6$ MHz; $\sigma = 0.889$ S/m; $\epsilon_r = 42.651$; $\rho = 1000$ kg/m³

Phantom section: Flat Section

DASY5 Configuration:

- Probe: EX3DV4 - SN3619; ConvF(8.63, 8.63, 8.63) @ 836.6 MHz;
- Sensor-Surface: 4mm (Mechanical Surface Detection)
- Electronics: DAE4 Sn1211; Calibrated: 2022/03/01
- Phantom: Twin SAM; Type: QD000P40CD; Serial: 1744
- Measurement SW: DASY52, Version 52.10 (2);

Body Back/WCDMA Band 5 Mid/Area Scan (71x91x1): Interpolated grid: dx=1.500 mm, dy=1.500 mm

Maximum value of SAR (interpolated) = 0.150 W/kg

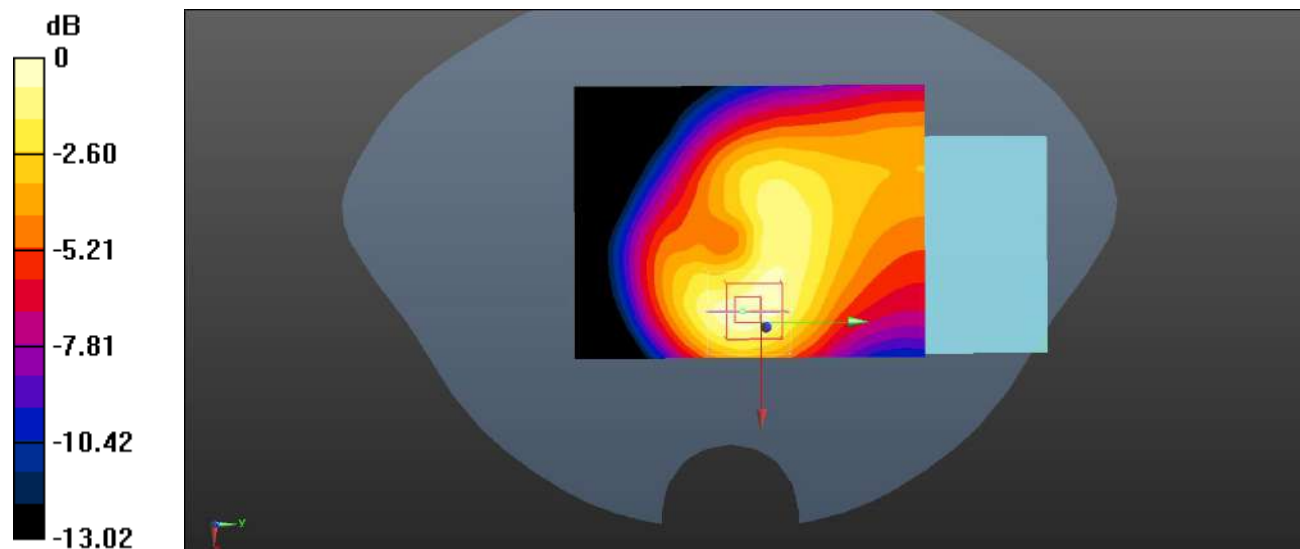
Body Back/WCDMA Band 5 Mid/Zoom Scan (5x5x7)/Cube 0: Measurement grid: dx=8mm, dy=8mm, dz=5mm

Reference Value = 11.97 V/m; Power Drift = 0.01 dB

Peak SAR (extrapolated) = 0.227 W/kg

SAR(1 g) = 0.138 W/kg; SAR(10 g) = 0.082 W/kg

Maximum value of SAR (measured) = 0.142 W/kg



0 dB = 0.142 W/kg = -8.48 dBW/kg

Plot 197#: LTE Band 2 1RB_ Body Back_High**DUT: BISON GT2 Pro; Type: Smart Phone; Serial: SZ1220402-12151E-SA-S2**

Communication System: UID 0, Generic FDD-LTE (0); Frequency: 1900 MHz; Duty Cycle: 1:1

Medium parameters used: $f = 1900$ MHz; $\sigma = 1.367$ S/m; $\epsilon_r = 40.931$; $\rho = 1000$ kg/m³

Phantom section: Flat Section

DASY5 Configuration:

- Probe: EX3DV4 - SN3619; ConvF(7.07, 7.07, 7.07) @ 1900 MHz;
- Sensor-Surface: 4mm (Mechanical Surface Detection)
- Electronics: DAE4 Sn1211; Calibrated: 2022/03/01
- Phantom: Twin SAM; Type: QD000P40CD; Serial: 1744
- Measurement SW: DASY52, Version 52.10 (2);

Body Back/LTE Band 2 1RB High/Area Scan (71x91x1): Interpolated grid: dx=1.500 mm, dy=1.500 mm

Maximum value of SAR (interpolated) = 0.490 W/kg

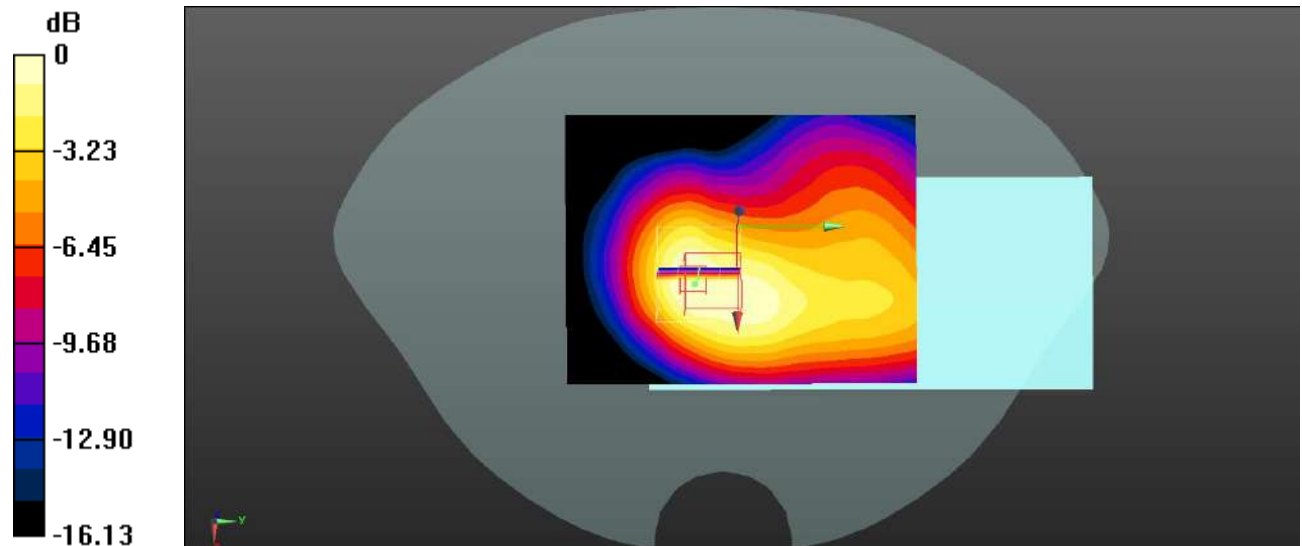
Body Back/LTE Band 2 1RB High/Zoom Scan (5x5x7)/Cube 0: Measurement grid: dx=8mm, dy=8mm, dz=5mm

Reference Value = 15.78 V/m; Power Drift = 0.08 dB

Peak SAR (extrapolated) = 0.755 W/kg

SAR(1 g) = 0.565 W/kg; SAR(10 g) = 0.324 W/kg

Maximum value of SAR (measured) = 0.459 W/kg



0 dB = 0.459 W/kg = -3.38 dBW/kg

Plot 198#: LTE Band 5 1RB_ Body Back_High**DUT: BISON GT2 Pro; Type: Smart Phone; Serial: SZ1220402-12151E-SA-S2**

Communication System: UID 0, Generic FDD-LTE (0); Frequency: 844 MHz; Duty Cycle: 1:1

Medium parameters used (interpolated): $f = 844$ MHz; $\sigma = 0.925$ S/m; $\epsilon_r = 42.817$; $\rho = 1000$ kg/m³

Phantom section: Flat Section

DASY5 Configuration:

- Probe: EX3DV4 - SN3619; ConvF(8.63, 8.63, 8.63) @ 844 MHz;
- Sensor-Surface: 4mm (Mechanical Surface Detection)
- Electronics: DAE4 Sn1211; Calibrated: 2022/03/01
- Phantom: Twin SAM; Type: QD000P40CD; Serial: 1744
- Measurement SW: DASY52, Version 52.10 (2);

Body Back/ LTE Band 5 1RB High/Area Scan (71x91x1): Interpolated grid: dx=1.500 mm, dy=1.500 mm

Maximum value of SAR (interpolated) = 0.180 W/kg

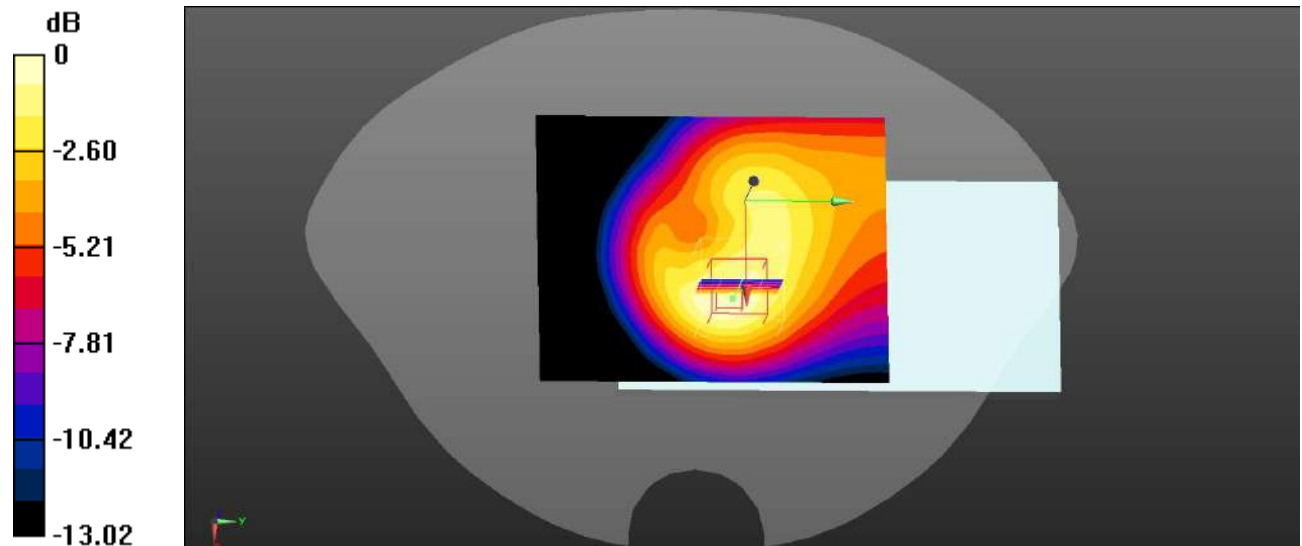
Body Back/ LTE Band 5 1RB High/Zoom Scan (5x5x7)/Cube 0: Measurement grid: dx=8mm, dy=8mm, dz=5mm

Reference Value = 12.45 V/m; Power Drift = 0.00 dB

Peak SAR (extrapolated) = 0.262 W/kg

SAR(1 g) = 0.168 W/kg; SAR(10 g) = 0.105 W/kg

Maximum value of SAR (measured) = 0.180 W/kg



0 dB = 0.180 W/kg = -7.45 dBW/kg

Plot 199#: LTE Band 12 1RB_ Body Back_Mid**DUT: BISON GT2 Pro; Type: Smart Phone; Serial: SZ1220402-12151E-SA-S2**

Communication System: UID 0, Generic FDD-LTE (0); Frequency: 707.5 MHz; Duty Cycle: 1:1

Medium parameters used (interpolated): $f = 707.5$ MHz; $\sigma = 0.876$ S/m; $\epsilon_r = 43.291$; $\rho = 1000$ kg/m³

Phantom section: Flat Section

DASY5 Configuration:

- Probe: EX3DV4 - SN3619; ConvF(8.63, 8.63, 8.63) @ 707.5 MHz;
- Sensor-Surface: 4mm (Mechanical Surface Detection)
- Electronics: DAE4 Sn1211; Calibrated: 2022/03/01
- Phantom: Twin SAM; Type: QD000P40CD; Serial: 1744
- Measurement SW: DASY52, Version 52.10 (2);

Body Back/LTE Band 12 1RB Mid/Area Scan (71x91x1): Interpolated grid: dx=1.500 mm, dy=1.500 mm

Maximum value of SAR (interpolated) = 0.177 W/kg

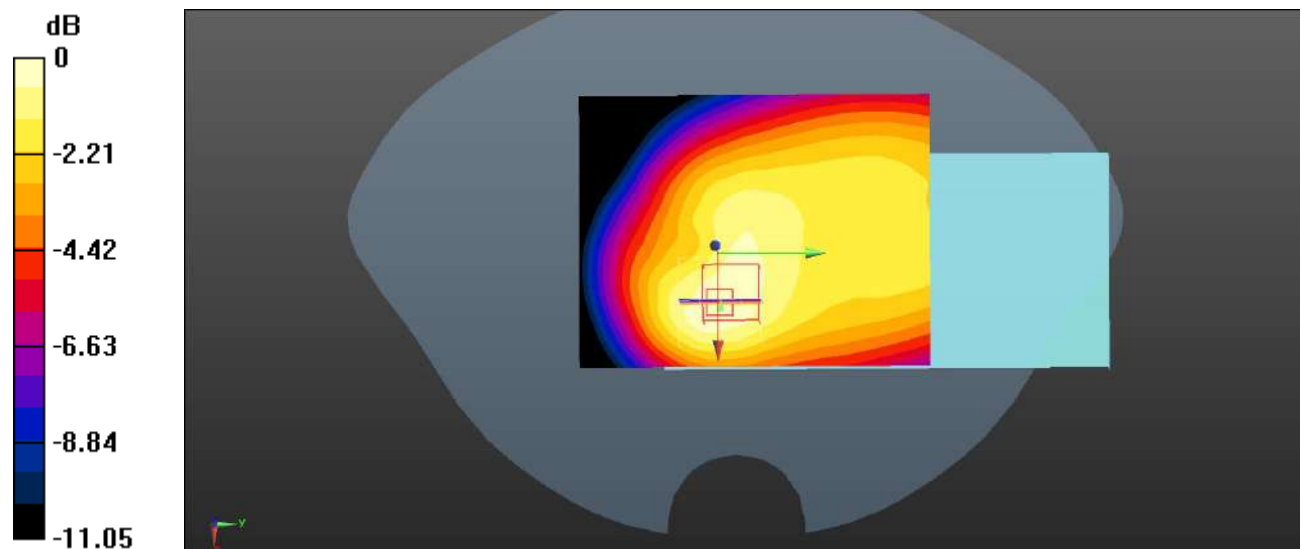
Body Back/LTE Band 12 1RB Mid/Zoom Scan (5x5x7)/Cube 0: Measurement grid: dx=8mm, dy=8mm, dz=5mm

Reference Value = 12.37 V/m; Power Drift = -0.01 dB

Peak SAR (extrapolated) = 0.219 W/kg

SAR(1 g) = 0.171 W/kg; SAR(10 g) = 0.128 W/kg

Maximum value of SAR (measured) = 0.176 W/kg



0 dB = 0.176 W/kg = -7.54 dBW/kg

Plot 200#: LTE Band 13 1RB_ Body Back_Mid**DUT: BISON GT2 Pro; Type: Smart Phone; Serial: SZ1220402-12151E-SA-S2**

Communication System: UID 0, Generic FDD-LTE (0); Frequency: 782 MHz; Duty Cycle: 1:1

Medium parameters used (interpolated): $f = 782$ MHz; $\sigma = 0.879$ S/m; $\epsilon_r = 42.816$; $\rho = 1000$ kg/m³

Phantom section: Flat Section

DASY5 Configuration:

- Probe: EX3DV4 - SN3619; ConvF(8.63, 8.63, 8.63) @ 782 MHz;
- Sensor-Surface: 4mm (Mechanical Surface Detection)
- Electronics: DAE4 Sn1211; Calibrated: 2022/03/01
- Phantom: Twin SAM; Type: QD000P40CD; Serial: 1744
- Measurement SW: DASY52, Version 52.10 (2);

Body Back/LTE Band 13 1RB Mid/Area Scan (71x91x1): Interpolated grid: dx=1.500 mm, dy=1.500 mm

Maximum value of SAR (interpolated) = 0.0626 W/kg

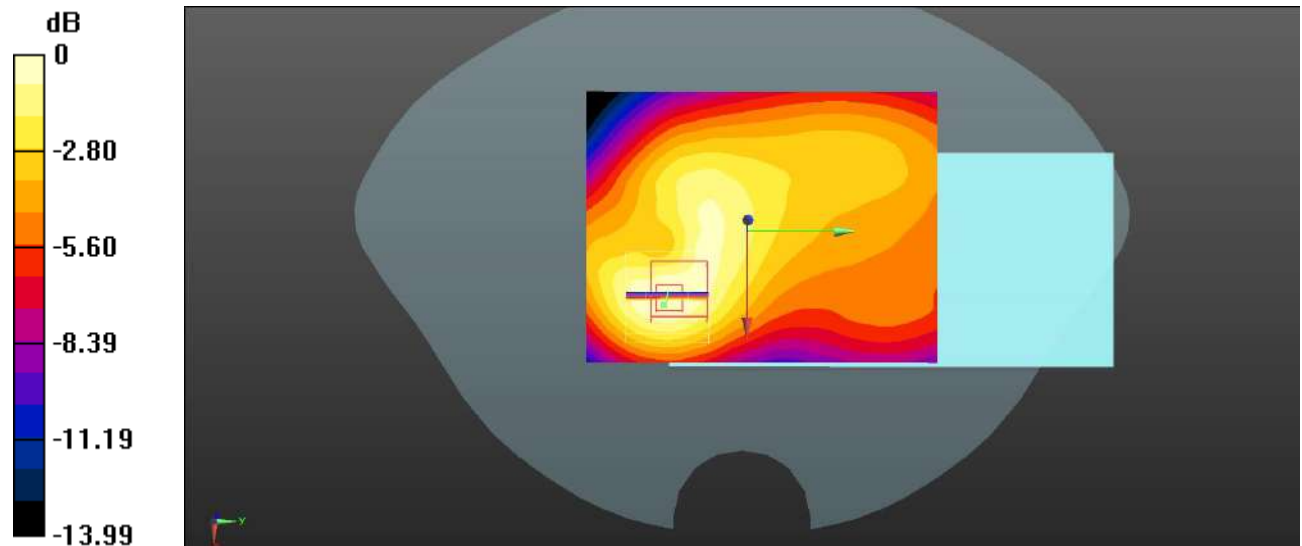
Body Back/LTE Band 13 1RB Mid/Zoom Scan (5x5x7)/Cube 0: Measurement grid: dx=8mm, dy=8mm, dz=5mm

Reference Value = 7.453 V/m; Power Drift = -0.04 dB

Peak SAR (extrapolated) = 0.0950 W/kg

SAR(1 g) = 0.066 W/kg; SAR(10 g) = 0.045 W/kg

Maximum value of SAR (measured) = 0.0702 W/kg



0 dB = 0.0702 W/kg = -11.54 dBW/kg

Plot 201#: LTE Band 41 1RB_ Body Back_ Mid-High**DUT: BISON GT2 Pro; Type: Smart Phone; Serial: SZ1220402-12151E-SA-S2**

Communication System: UID 0, Generic TDD-LTE (0); Frequency: 2620 MHz; Duty Cycle: 1:1.58
 Medium parameters used (interpolated): $f = 2620$ MHz; $\sigma = 2.009$ S/m; $\epsilon_r = 38.018$; $\rho = 1000$ kg/m³
 Phantom section: Flat Section

DASY5 Configuration:

- Probe: EX3DV4 - SN3619; ConvF(6.53, 6.53, 6.53) @ 2620 MHz;
- Sensor-Surface: 4mm (Mechanical Surface Detection)
- Electronics: DAE4 Sn1211; Calibrated: 2022/03/01
- Phantom: Twin SAM; Type: QD000P40CD; Serial: 1744
- Measurement SW: DASY52, Version 52.10 (2);

Body Back/LTE Band 41 1RB Mid-High/Area Scan (101x131x1): Interpolated grid: $dx=1.000$ mm, $dy=1.000$ mm
 Maximum value of SAR (interpolated) = 0.203 W/kg

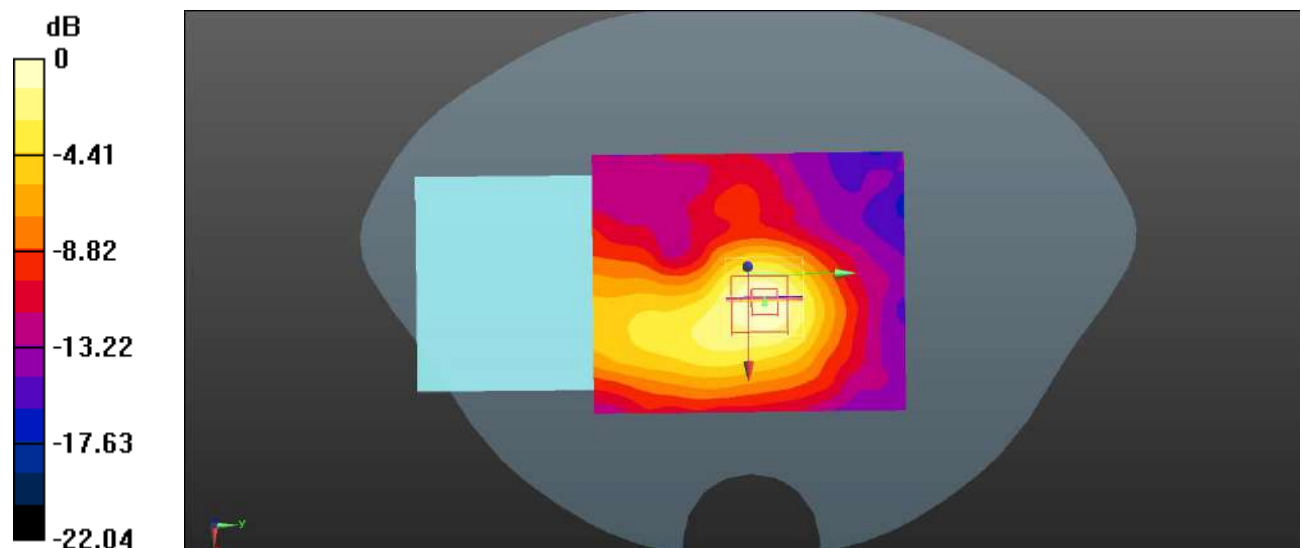
Body Back/LTE Band 41 1RB Mid-High/Zoom Scan (7x7x7)/Cube 0: Measurement grid: $dx=5$ mm, $dy=5$ mm, $dz=5$ mm

Reference Value = 6.422 V/m; Power Drift = 0.03 dB

Peak SAR (extrapolated) = 0.384 W/kg

SAR(1 g) = 0.175 W/kg; SAR(10 g) = 0.086 W/kg

Maximum value of SAR (measured) = 0.199 W/kg



0 dB = 0.199 W/kg = -7.01 dBW/kg

Plot 202#: WLAN 5.2G_Body Back_Mid**DUT: BISON GT2 Pro; Type: Smart Phone; Serial: SZ1220402-12151E-SA-S2**

Communication System: UID 0, 5.2G WiFi (0); Frequency: 5210 MHz; Duty Cycle: 1: 1.156

Medium parameters used: $f = 5210$ MHz; $\sigma = 4.727$ S/m; $\epsilon_r = 35.352$; $\rho = 1000$ kg/m³

Phantom section: Flat Section

DASY5 Configuration:

- Probe: EX3DV4 - SN3619; ConvF(4.37, 4.37, 4.37) @ 5210 MHz;
- Sensor-Surface: 2mm (Mechanical Surface Detection)
- Electronics: DAE4 Sn1211; Calibrated: 2022/03/01
- Phantom: Twin SAM; Type: QD000P40CD; Serial: 1744
- Measurement SW: DASY52, Version 52.10 (2);

Body Back/WLAN 5.2G 802.11ac80 Mid/Area Scan (121x141x1): Interpolated grid: dx=0.8000 mm, dy=0.8000 mm

Maximum value of SAR (interpolated) = 0.145 W/kg

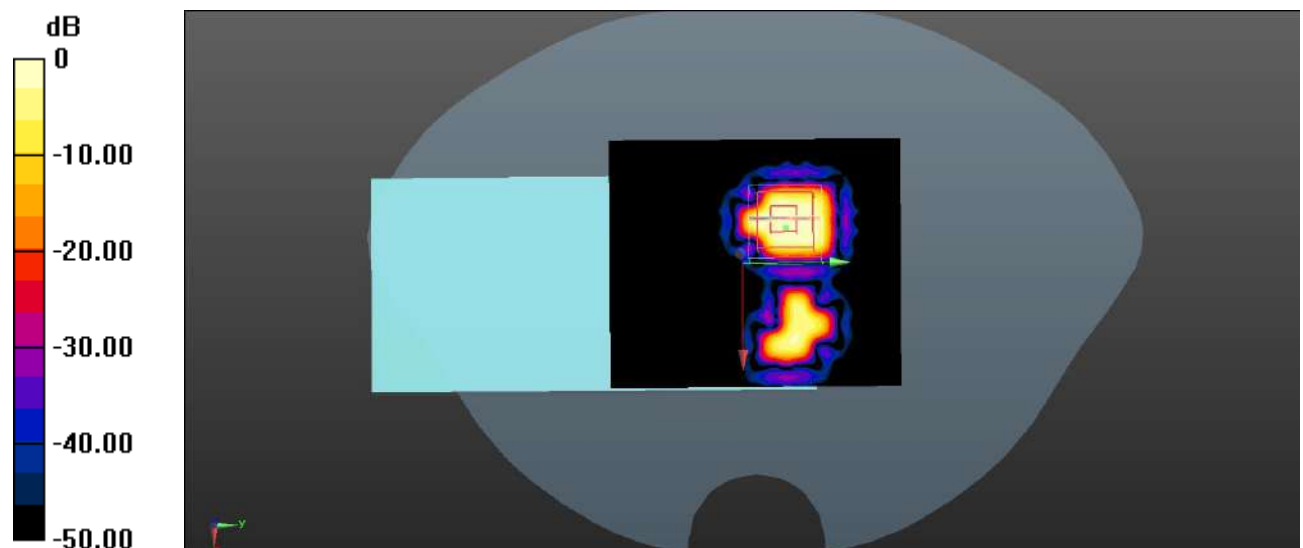
Body Back/WLAN 5.2G 802.11ac80 Mid/Zoom Scan (8x8x12)/Cube 0: Measurement grid: dx=4mm, dy=4mm, dz=2mm

Reference Value = 1.368 V/m; Power Drift = 0.18 dB

Peak SAR (extrapolated) = 0.167 W/kg

SAR(1 g) = 0.037 W/kg; SAR(10 g) = 0.012 W/kg

Maximum value of SAR (measured) = 0.0777 W/kg



0 dB = 0.0777 W/kg = -11.10 dBW/kg