

Plot 1#: GSM 850_Head Left Cheek_Mid**DUT: A13 Pro 5G; Type: Smart Phone; Serial: SZNS211213-64419E-SA-S1**

Communication System: UID 0, Generic GSM (0); Frequency: 836.6 MHz; Duty Cycle: 1:8

Medium parameters used (interpolated): $f = 836.6$ MHz; $\sigma = 0.904$ S/m; $\epsilon_r = 42.232$; $\rho = 1000$ kg/m³

Phantom section: Left Section

DASY5 Configuration:

- Probe: EX3DV4 - SN3619; ConvF(8.63, 8.63, 8.63) @ 836.6 MHz;
- Sensor-Surface: 4mm (Mechanical Surface Detection)
- Electronics: DAE4 Sn1211; Calibrated: 2022/03/01
- Phantom: Twin SAM; Type: QD000P40CD; Serial: 1744
- Measurement SW: DASY52, Version 52.10 (2);

Head Left Cheek/GSM 850 Mid/Area Scan (71x91x1): Interpolated grid: dx=1.500 mm, dy=1.500 mm

Maximum value of SAR (interpolated) = 0.155 W/kg

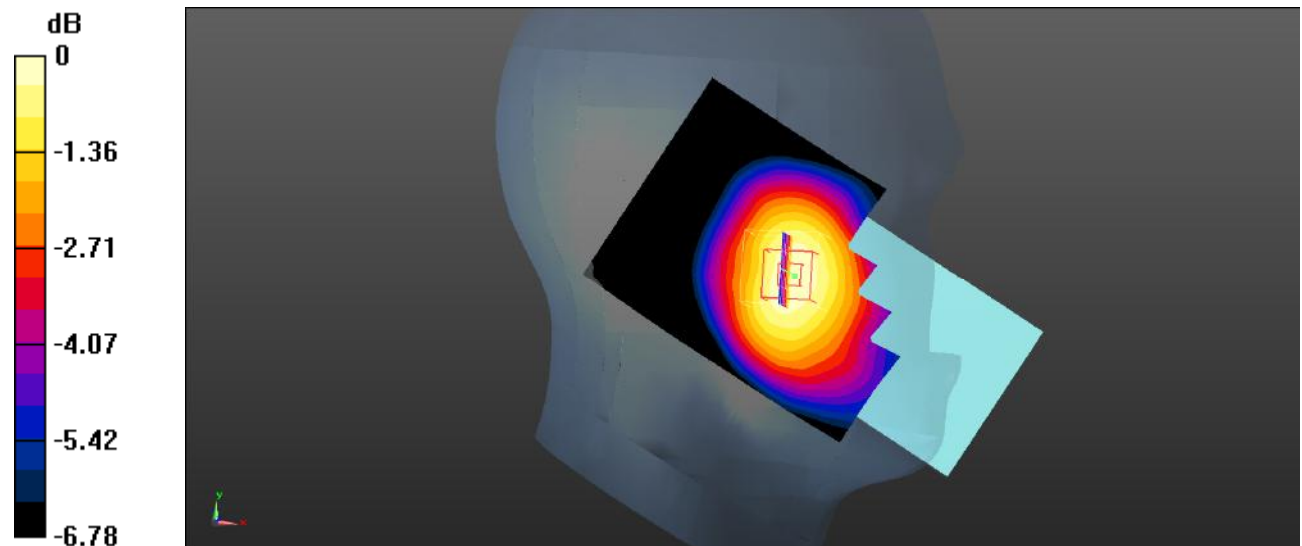
Head Left Cheek/GSM 850 Mid/Zoom Scan (5x5x7)/Cube 0: Measurement grid: dx=8mm, dy=8mm, dz=5mm

Reference Value = 2.228 V/m; Power Drift = 0.19 dB

Peak SAR (extrapolated) = 0.178 W/kg

SAR(1 g) = 0.146 W/kg; SAR(10 g) = 0.110 W/kg

Maximum value of SAR (measured) = 0.154 W/kg



0 dB = 0.154 W/kg = -8.12 dBW/kg

Plot 2#: GSM 850_Head Left Tilt_Mid**DUT: A13 Pro 5G; Type: Smart Phone; Serial: SZNS211213-64419E-SA-S1**

Communication System: UID 0, Generic GSM (0); Frequency: 836.6 MHz; Duty Cycle: 1:8

Medium parameters used (interpolated): $f = 836.6$ MHz; $\sigma = 0.904$ S/m; $\epsilon_r = 42.232$; $\rho = 1000$ kg/m³

Phantom section: Left Section

DASY5 Configuration:

- Probe: EX3DV4 - SN3619; ConvF(8.63, 8.63, 8.63) @ 836.6 MHz;
- Sensor-Surface: 4mm (Mechanical Surface Detection)
- Electronics: DAE4 Sn1211; Calibrated: 2022/03/01
- Phantom: Twin SAM; Type: QD000P40CD; Serial: 1744
- Measurement SW: DASY52, Version 52.10 (4);

Head Left Tilt/GSM 850 Mid/Area Scan (71x91x1): Interpolated grid: dx=1.500 mm, dy=1.500 mm

Maximum value of SAR (interpolated) = 0.0889 W/kg

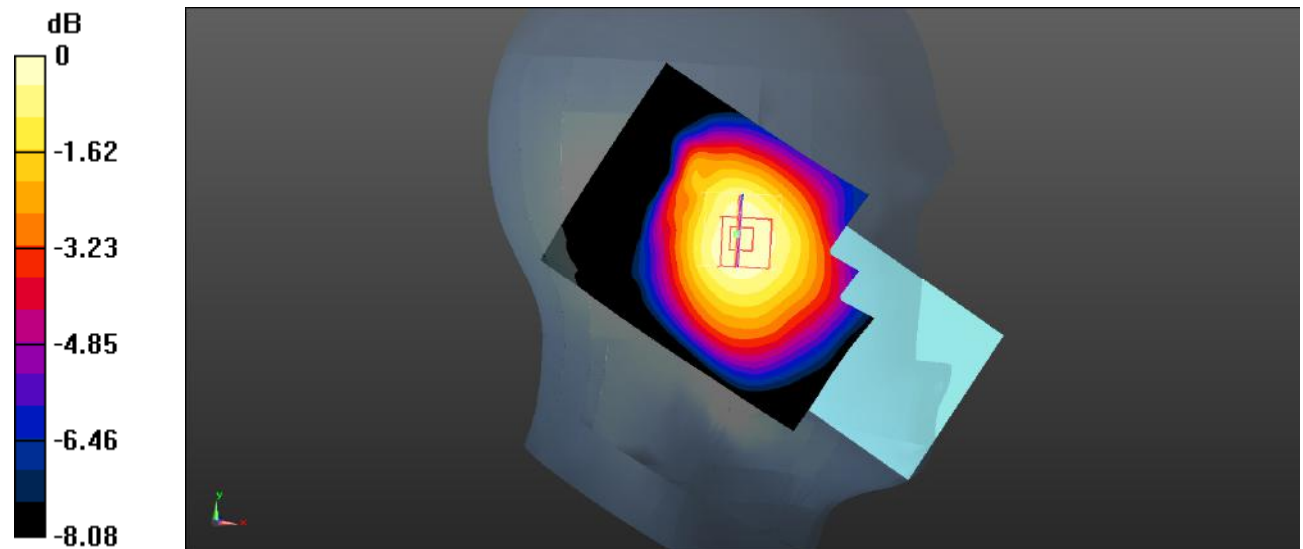
Head Left Tilt/GSM 850 Mid/Zoom Scan (5x5x7)/Cube 0: Measurement grid: dx=8mm, dy=8mm, dz=5mm

Reference Value = 4.324 V/m; Power Drift = 0.12 dB

Peak SAR (extrapolated) = 0.0980 W/kg

SAR(1 g) = 0.086 W/kg; SAR(10 g) = 0.064 W/kg

Maximum value of SAR (measured) = 0.0905 W/kg



0 dB = 0.0905 W/kg = -10.43 dBW/kg

Plot 3#: GSM 850_Head Right Cheek_Low**DUT: A13 Pro 5G; Type: Smart Phone; Serial: SZNS211213-64419E-SA-S1**

Communication System: UID 0, Generic GSM (0); Frequency: 824.2 MHz; Duty Cycle: 1:8

Medium parameters used (interpolated): $f = 824.2$ MHz; $\sigma = 0.895$ S/m; $\epsilon_r = 42.208$; $\rho = 1000$ kg/m³

Phantom section: Right Section

DASY5 Configuration:

- Probe: EX3DV4 - SN3619; ConvF(8.63, 8.63, 8.63) @ 824.2 MHz;
- Sensor-Surface: 4mm (Mechanical Surface Detection)
- Electronics: DAE4 Sn1211; Calibrated: 2022/03/01
- Phantom: Twin SAM; Type: QD000P40CD; Serial: 1744
- Measurement SW: DASY52, Version 52.10 (4);

Head Right Cheek/GSM 850 Low/Area Scan (71x91x1): Interpolated grid: dx=1.500 mm, dy=1.500 mm

Maximum value of SAR (interpolated) = 0.147 W/kg


Head Right Cheek/GSM 850 Low/Zoom Scan (5x5x7)/Cube 0: Measurement grid: dx=8mm, dy=8mm, dz=5mm

Reference Value = 3.977 V/m; Power Drift = -0.12 dB

Peak SAR (extrapolated) = 0.172 W/kg

SAR(1 g) = 0.138 W/kg; SAR(10 g) = 0.103 W/kg

Maximum value of SAR (measured) = 0.144 W/kg



0 dB = 0.144 W/kg = -8.42 dBW/kg

Plot 4#: GSM 850_Head Right Cheek_Mid**DUT: A13 Pro 5G; Type: Smart Phone; Serial: SZNS211213-64419E-SA-S1**

Communication System: UID 0, Generic GSM (0); Frequency: 836.6 MHz; Duty Cycle: 1:8

Medium parameters used (interpolated): $f = 836.6$ MHz; $\sigma = 0.904$ S/m; $\epsilon_r = 42.232$; $\rho = 1000$ kg/m³

Phantom section: Right Section

DASY5 Configuration:

- Probe: EX3DV4 - SN3619; ConvF(8.63, 8.63, 8.63) @ 836.6 MHz;
- Sensor-Surface: 4mm (Mechanical Surface Detection)
- Electronics: DAE4 Sn1211; Calibrated: 2022/03/01
- Phantom: Twin SAM; Type: QD000P40CD; Serial: 1744
- Measurement SW: DASY52, Version 52.10 (4);

Head Right Cheek/GSM 850 Mid/Area Scan (71x91x1): Interpolated grid: dx=1.500 mm, dy=1.500 mm

Maximum value of SAR (interpolated) = 0.183 W/kg


Head Right Cheek/GSM 850 Mid/Zoom Scan (5x5x7)/Cube 0: Measurement grid: dx=8mm, dy=8mm, dz=5mm

Reference Value = 4.543 V/m; Power Drift = -0.37 dB

Peak SAR (extrapolated) = 0.216 W/kg

SAR(1 g) = 0.174 W/kg; SAR(10 g) = 0.130 W/kg

Maximum value of SAR (measured) = 0.182 W/kg



0 dB = 0.182 W/kg = -7.40 dBW/kg

Plot 5#: GSM 850_Head Right Cheek_High**DUT: A13 Pro 5G; Type: Smart Phone; Serial: SZNS211213-64419E-SA-S1**

Communication System: UID 0, Generic GSM (0); Frequency: 848.8 MHz; Duty Cycle: 1:8

Medium parameters used (interpolated): $f = 848.8$ MHz; $\sigma = 0.898$ S/m; $\epsilon_r = 42.268$; $\rho = 1000$ kg/m³

Phantom section: Right Section

DASY5 Configuration:

- Probe: EX3DV4 - SN3619; ConvF(8.63, 8.63, 8.63) @ 848.8 MHz;
- Sensor-Surface: 4mm (Mechanical Surface Detection)
- Electronics: DAE4 Sn1211; Calibrated: 2022/03/01
- Phantom: Twin SAM; Type: QD000P40CD; Serial: 1744
- Measurement SW: DASY52, Version 52.10 (4);

Head Right Cheek/GSM 850 High/Area Scan (71x91x1): Interpolated grid: dx=1.500 mm, dy=1.500 mm

Maximum value of SAR (interpolated) = 0.216 W/kg

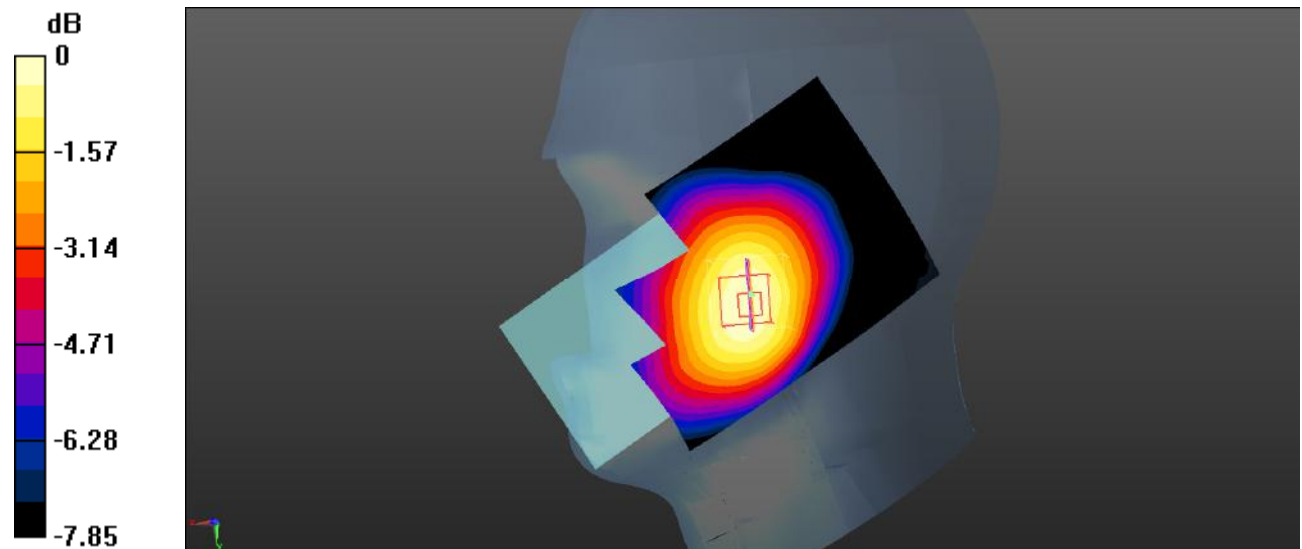
Head Right Cheek/GSM 850 High/Zoom Scan (5x5x7)/Cube 0: Measurement grid: dx=8mm, dy=8mm, dz=5mm

Reference Value = 4.737 V/m; Power Drift = -0.17 dB

Peak SAR (extrapolated) = 0.252 W/kg

SAR(1 g) = 0.206 W/kg; SAR(10 g) = 0.153 W/kg

Maximum value of SAR (measured) = 0.216 W/kg



0 dB = 0.216 W/kg = -6.66 dBW/kg

Plot 6#: GSM 850_Head Right Tilt_Mid**DUT: A13 Pro 5G; Type: Smart Phone; Serial: SZNS211213-64419E-SA-S1**

Communication System: UID 0, Generic GSM (0); Frequency: 836.6 MHz; Duty Cycle: 1:8

Medium parameters used (interpolated): $f = 836.6$ MHz; $\sigma = 0.904$ S/m; $\epsilon_r = 42.232$; $\rho = 1000$ kg/m³

Phantom section: Right Section

DASY5 Configuration:

- Probe: EX3DV4 - SN3619; ConvF(8.63, 8.63, 8.63) @ 836.6 MHz;
- Sensor-Surface: 4mm (Mechanical Surface Detection)
- Electronics: DAE4 Sn1211; Calibrated: 2022/03/01
- Phantom: Twin SAM; Type: QD000P40CD; Serial: 1744
- Measurement SW: DASY52, Version 52.10 (4);

Head Right Tilt/GSM 850 Mid/Area Scan (71x91x1): Interpolated grid: dx=1.500 mm, dy=1.500 mm

Maximum value of SAR (interpolated) = 0.0912 W/kg


Head Right Tilt/GSM 850 Mid/Zoom Scan (5x5x7)/Cube 0: Measurement grid: dx=8mm, dy=8mm, dz=5mm

Reference Value = 6.052 V/m; Power Drift = 0.11 dB

Peak SAR (extrapolated) = 0.0980 W/kg

SAR(1 g) = 0.085 W/kg; SAR(10 g) = 0.064 W/kg

Maximum value of SAR (measured) = 0.0894 W/kg



0 dB = 0.0894 W/kg = -10.49 dBW/kg

Plot 7#: GSM 850_ Body Worn Back _Mid**DUT: A13 Pro 5G; Type: Smart Phone; Serial: SZNS211213-64419E-SA-S1**

Communication System: UID 0, Generic GSM (0); Frequency: 836.6 MHz; Duty Cycle: 1:8

Medium parameters used (interpolated): $f = 836.6$ MHz; $\sigma = 0.904$ S/m; $\epsilon_r = 42.232$; $\rho = 1000$ kg/m³

Phantom section: Flat Section

DASY5 Configuration:

- Probe: EX3DV4 - SN3619; ConvF(8.63, 8.63, 8.63) @ 836.6 MHz;
- Sensor-Surface: 4mm (Mechanical Surface Detection)
- Electronics: DAE4 Sn1211; Calibrated: 2022/03/01
- Phantom: Twin SAM; Type: QD000P40CD; Serial: 1744
- Measurement SW: DASY52, Version 52.10 (4);

Body Worn Back/GSM 850 Mid/Area Scan (71x101x1): Interpolated grid: dx=1.500 mm, dy=1.500 mm

Maximum value of SAR (interpolated) = 0.258 W/kg

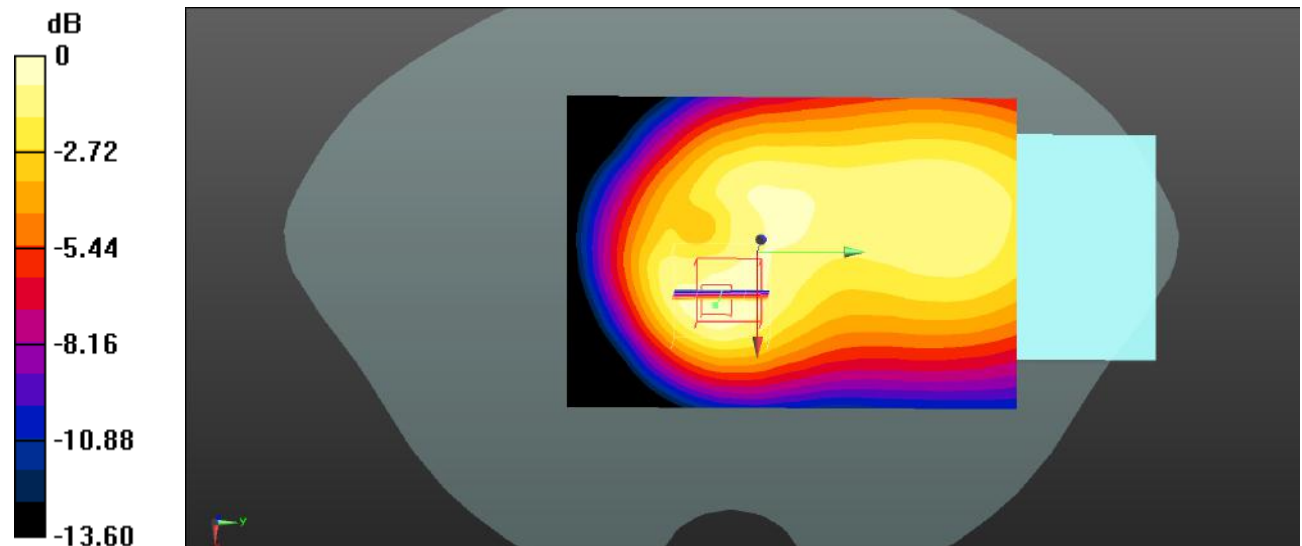
Body Worn Back/GSM 850 Mid/Zoom Scan (5x5x7)/Cube 0: Measurement grid: dx=8mm, dy=8mm, dz=5mm

Reference Value = 14.19 V/m; Power Drift = 0.07 dB

Peak SAR (extrapolated) = 0.388 W/kg

SAR(1 g) = 0.236 W/kg; SAR(10 g) = 0.144 W/kg

Maximum value of SAR (measured) = 0.255 W/kg



0 dB = 0.255 W/kg = -5.93 dBW/kg

Plot 8#: GSM 850_ Body Front _Mid**DUT: A13 Pro 5G; Type: Smart Phone; Serial: SZNS211213-64419E-SA-S1**

Communication System: UID 0, Generic GPRS-4 slots (0); Frequency: 836.6 MHz; Duty Cycle: 1:2
Medium parameters used (interpolated): $f = 836.6$ MHz; $\sigma = 0.904$ S/m; $\epsilon_r = 42.232$; $\rho = 1000$ kg/m³
Phantom section: Flat Section

DASY5 Configuration:

- Probe: EX3DV4 - SN3619; ConvF(8.63, 8.63, 8.63) @ 836.6 MHz;
- Sensor-Surface: 4mm (Mechanical Surface Detection)
- Electronics: DAE4 Sn1211; Calibrated: 2022/03/01
- Phantom: Twin SAM; Type: QD000P40CD; Serial: 1744
- Measurement SW: DASY52, Version 52.10 (4);

Body Front/GSM 850 Mid/Area Scan (71x91x1): Interpolated grid: dx=1.500 mm, dy=1.500 mm

Maximum value of SAR (interpolated) = 0.252 W/kg

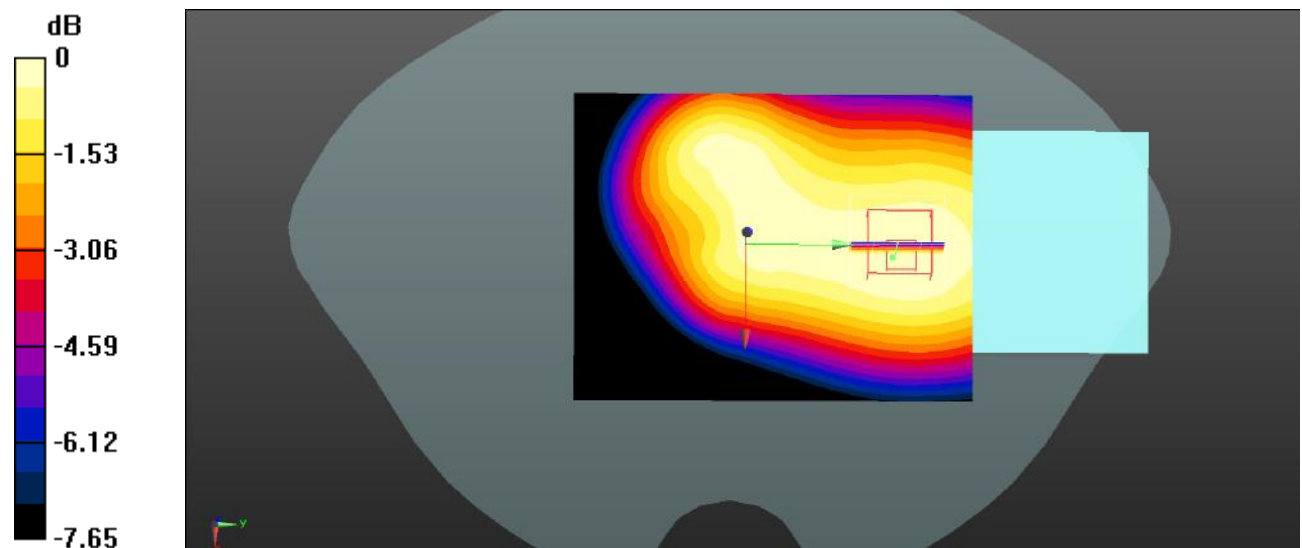
Body Front/GSM 850 Mid/Zoom Scan (5x5x7)/Cube 0: Measurement grid: dx=8mm, dy=8mm, dz=5mm

Reference Value = 15.49 V/m; Power Drift = -0.07 dB

Peak SAR (extrapolated) = 0.296 W/kg

SAR(1 g) = 0.239 W/kg; SAR(10 g) = 0.183 W/kg

Maximum value of SAR (measured) = 0.249 W/kg



0 dB = 0.249 W/kg = -6.04 dBW/kg

Plot 9#: GSM 850_ Body Back _Low**DUT: A13 Pro 5G; Type: Smart Phone; Serial: SZNS211213-64419E-SA-S1**

Communication System: UID 0, Generic GPRS-4 slots (0); Frequency: 824.2 MHz; Duty Cycle: 1:2
Medium parameters used (interpolated): $f = 824.2$ MHz; $\sigma = 0.895$ S/m; $\epsilon_r = 42.208$; $\rho = 1000$ kg/m³
Phantom section: Flat Section

DASY5 Configuration:

- Probe: EX3DV4 - SN3619; ConvF(8.63, 8.63, 8.63) @ 824.2 MHz;
- Sensor-Surface: 4mm (Mechanical Surface Detection)
- Electronics: DAE4 Sn1211; Calibrated: 2022/03/01
- Phantom: Twin SAM; Type: QD000P40CD; Serial: 1744
- Measurement SW: DASY52, Version 52.10 (4);

Body Back/GSM 850 Low/Area Scan (71x91x1): Interpolated grid: dx=1.500 mm, dy=1.500 mm

Maximum value of SAR (interpolated) = 0.281 W/kg

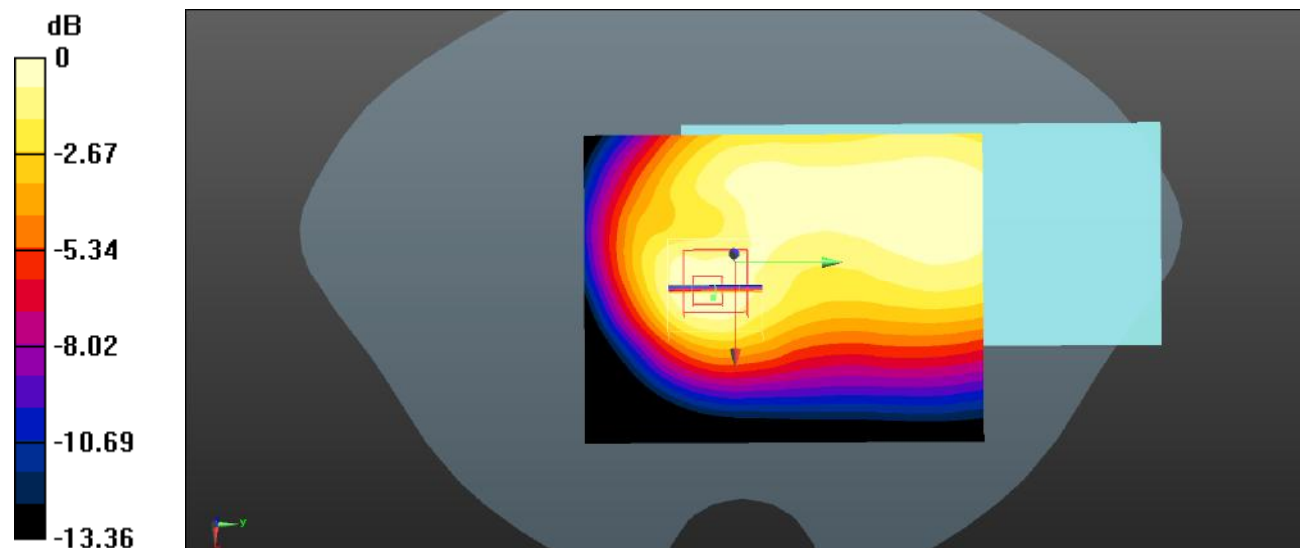
Body Back/GSM 850 Low/Zoom Scan (5x5x7)/Cube 0: Measurement grid: dx=8mm, dy=8mm, dz=5mm

Reference Value = 16.08 V/m; Power Drift = -0.04 dB

Peak SAR (extrapolated) = 0.444 W/kg

SAR(1 g) = 0.263 W/kg; SAR(10 g) = 0.158 W/kg

Maximum value of SAR (measured) = 0.280 W/kg



0 dB = 0.280 W/kg = -5.53 dBW/kg

Plot 10#: GSM 850_ Body Back _Mid**DUT: A13 Pro 5G; Type: Smart Phone; Serial: SZNS211213-64419E-SA-S1**

Communication System: UID 0, Generic GPRS-4 slots (0); Frequency: 836.6 MHz; Duty Cycle: 1:2
Medium parameters used (interpolated): $f = 836.6$ MHz; $\sigma = 0.904$ S/m; $\epsilon_r = 42.232$; $\rho = 1000$ kg/m³
Phantom section: Flat Section

DASY5 Configuration:

- Probe: EX3DV4 - SN3619; ConvF(8.63, 8.63, 8.63) @ 836.6 MHz;
- Sensor-Surface: 4mm (Mechanical Surface Detection)
- Electronics: DAE4 Sn1211; Calibrated: 2022/03/01
- Phantom: Twin SAM; Type: QD000P40CD; Serial: 1744
- Measurement SW: DASY52, Version 52.10 (4);

Body Back/GSM 850 Mid/Area Scan (71x91x1): Interpolated grid: dx=1.500 mm, dy=1.500 mm

Maximum value of SAR (interpolated) = 0.387 W/kg

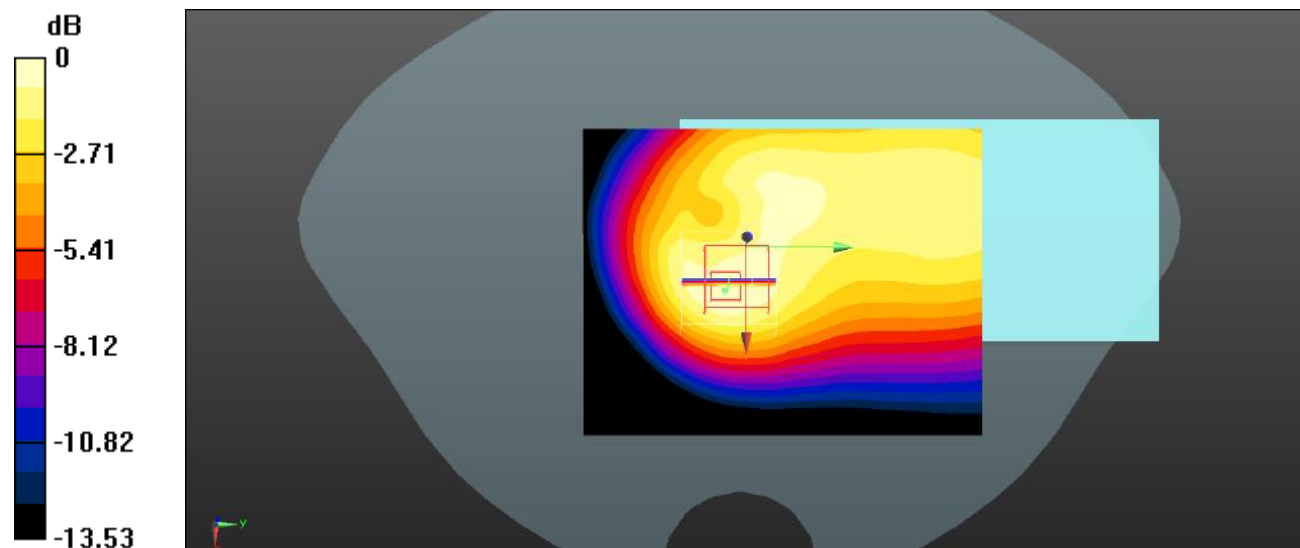
Body Back/GSM 850 Mid/Zoom Scan (5x5x7)/Cube 0: Measurement grid: dx=8mm, dy=8mm, dz=5mm

Reference Value = 17.71 V/m; Power Drift = -0.08 dB

Peak SAR (extrapolated) = 0.578 W/kg

SAR(1 g) = 0.353 W/kg; SAR(10 g) = 0.215 W/kg

Maximum value of SAR (measured) = 0.381 W/kg



0 dB = 0.381 W/kg = -4.19 dBW/kg

Plot 11#: GSM 850_ Body Back _High**DUT: A13 Pro 5G; Type: Smart Phone; Serial: SZNS211213-64419E-SA-S1**

Communication System: UID 0, Generic GPRS-4 slots (0); Frequency: 848.8 MHz; Duty Cycle: 1:2
 Medium parameters used (interpolated): $f = 848.8$ MHz; $\sigma = 0.898$ S/m; $\epsilon_r = 42.268$; $\rho = 1000$ kg/m³
 Phantom section: Flat Section

DASY5 Configuration:

- Probe: EX3DV4 - SN3619; ConvF(8.63, 8.63, 8.63) @ 848.8 MHz;
- Sensor-Surface: 4mm (Mechanical Surface Detection)
- Electronics: DAE4 Sn1211; Calibrated: 2022/03/01
- Phantom: Twin SAM; Type: QD000P40CD; Serial: 1744
- Measurement SW: DASY52, Version 52.10 (4);

Body Back/GSM 850 High/Area Scan (71x91x1): Interpolated grid: dx=1.500 mm, dy=1.500 mm

Maximum value of SAR (interpolated) = 0.480 W/kg

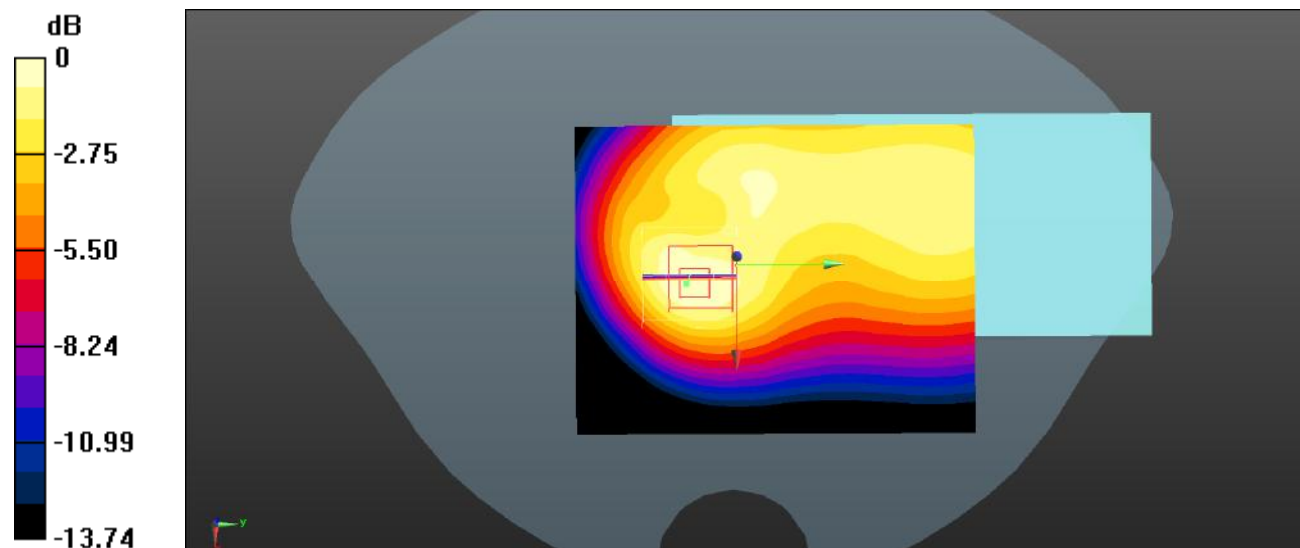
Body Back/GSM 850 High/Zoom Scan (5x5x7)/Cube 0: Measurement grid: dx=8mm, dy=8mm, dz=5mm

Reference Value = 20.19 V/m; Power Drift = 0.02 dB

Peak SAR (extrapolated) = 0.751 W/kg

SAR(1 g) = 0.446 W/kg; SAR(10 g) = 0.266 W/kg

Maximum value of SAR (measured) = 0.482 W/kg



0 dB = 0.482 W/kg = -3.17 dBW/kg

Plot 12#: GSM 850_ Body Left _Mid**DUT: A13 Pro 5G; Type: Smart Phone; Serial: SZNS211213-64419E-SA-S1**

Communication System: UID 0, Generic GPRS-4 slots (0); Frequency: 836.6 MHz; Duty Cycle: 1:2
 Medium parameters used (interpolated): $f = 836.6$ MHz; $\sigma = 0.904$ S/m; $\epsilon_r = 42.232$; $\rho = 1000$ kg/m³
 Phantom section: Flat Section

DASY5 Configuration:

- Probe: EX3DV4 - SN3619; ConvF(8.63, 8.63, 8.63) @ 836.6 MHz;
- Sensor-Surface: 4mm (Mechanical Surface Detection)
- Electronics: DAE4 Sn1211; Calibrated: 2022/03/01
- Phantom: Twin SAM; Type: QD000P40CD; Serial: 1744
- Measurement SW: DASY52, Version 52.10 (4);

Body Left/GSM 850 Mid/Area Scan (71x91x1): Interpolated grid: dx=1.500 mm, dy=1.500 mm

Maximum value of SAR (interpolated) = 0.133 W/kg

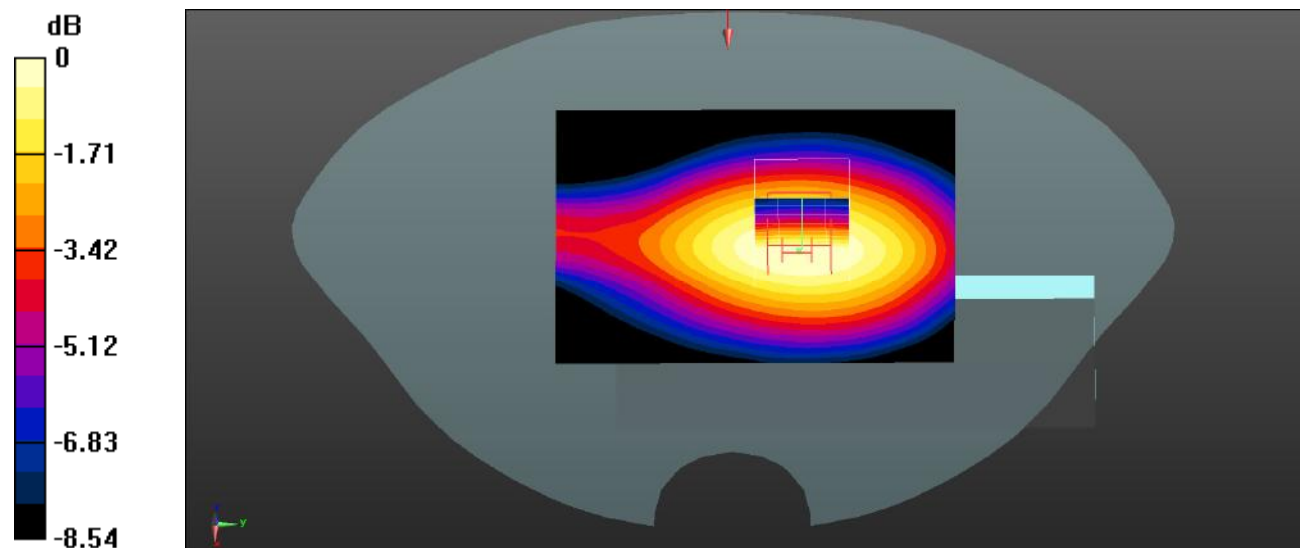
Body Left/GSM 850 Mid/Zoom Scan (5x5x7)/Cube 0: Measurement grid: dx=8mm, dy=8mm, dz=5mm

Reference Value = 11.06 V/m; Power Drift = 0.02 dB

Peak SAR (extrapolated) = 0.166 W/kg

SAR(1 g) = 0.123 W/kg; SAR(10 g) = 0.087 W/kg

Maximum value of SAR (measured) = 0.129 W/kg



0 dB = 0.129 W/kg = -8.89 dBW/kg

Plot 13#: GSM 850_ Body Right _Mid**DUT: A13 Pro 5G; Type: Smart Phone; Serial: SZNS211213-64419E-SA-S1**

Communication System: UID 0, Generic GPRS-4 slots (0); Frequency: 836.6 MHz; Duty Cycle: 1:2
 Medium parameters used (interpolated): $f = 836.6$ MHz; $\sigma = 0.904$ S/m; $\epsilon_r = 42.232$; $\rho = 1000$ kg/m³
 Phantom section: Flat Section

DASY5 Configuration:

- Probe: EX3DV4 - SN3619; ConvF(8.63, 8.63, 8.63) @ 836.6 MHz;
- Sensor-Surface: 4mm (Mechanical Surface Detection)
- Electronics: DAE4 Sn1211; Calibrated: 2022/03/01
- Phantom: Twin SAM; Type: QD000P40CD; Serial: 1744
- Measurement SW: DASY52, Version 52.10 (4);

Body Right/GSM 850 Mid/Area Scan (71x91x1): Interpolated grid: dx=1.500 mm, dy=1.500 mm

Maximum value of SAR (interpolated) = 0.242 W/kg

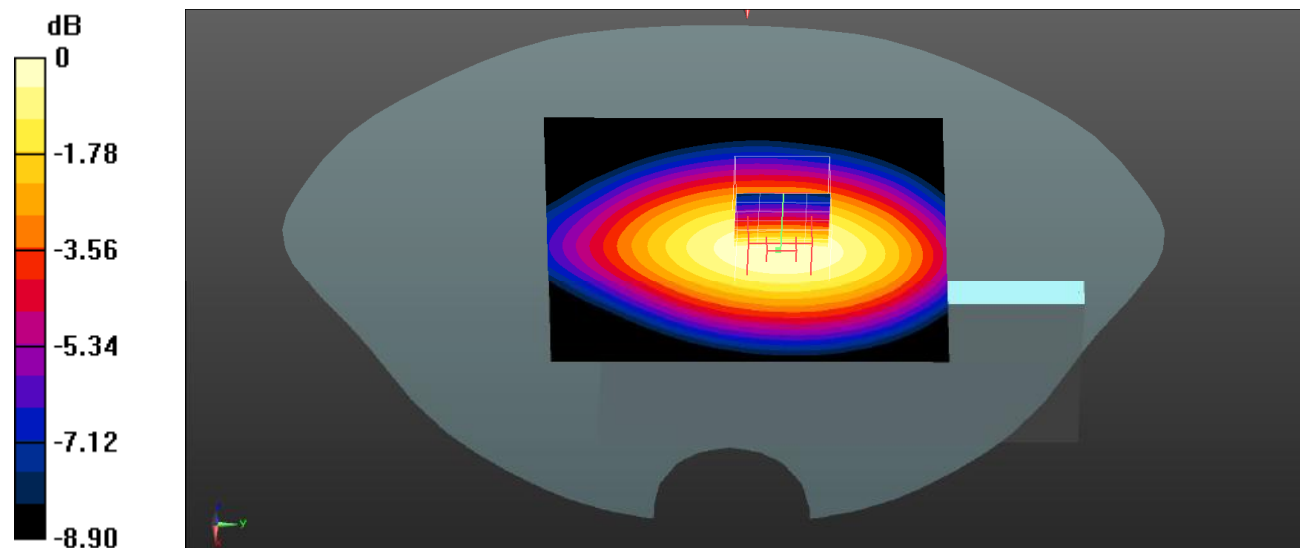
Body Right/GSM 850 Mid/Zoom Scan (5x5x7)/Cube 0: Measurement grid: dx=8mm, dy=8mm, dz=5mm

Reference Value = 15.55 V/m; Power Drift = -0.03 dB

Peak SAR (extrapolated) = 0.310 W/kg

SAR(1 g) = 0.228 W/kg; SAR(10 g) = 0.160 W/kg

Maximum value of SAR (measured) = 0.240 W/kg



0 dB = 0.240 W/kg = -6.20 dBW/kg

Plot 14#: GSM 850_ Body Bottom _Mid**DUT: A13 Pro 5G; Type: Smart Phone; Serial: SZNS211213-64419E-SA-S1**

Communication System: UID 0, Generic GPRS-4 slots (0); Frequency: 836.6 MHz; Duty Cycle: 1:2
 Medium parameters used (interpolated): $f = 836.6$ MHz; $\sigma = 0.904$ S/m; $\epsilon_r = 42.232$; $\rho = 1000$ kg/m³
 Phantom section: Flat Section

DASY5 Configuration:

- Probe: EX3DV4 - SN3619; ConvF(8.63, 8.63, 8.63) @ 836.6 MHz;
- Sensor-Surface: 4mm (Mechanical Surface Detection)
- Electronics: DAE4 Sn1211; Calibrated: 2022/03/01
- Phantom: Twin SAM; Type: QD000P40CD; Serial: 1744
- Measurement SW: DASY52, Version 52.10 (4);

Body Bottom/GSM 850 Mid/Area Scan (71x91x1): Interpolated grid: dx=1.500 mm, dy=1.500 mm

Maximum value of SAR (interpolated) = 0.141 W/kg

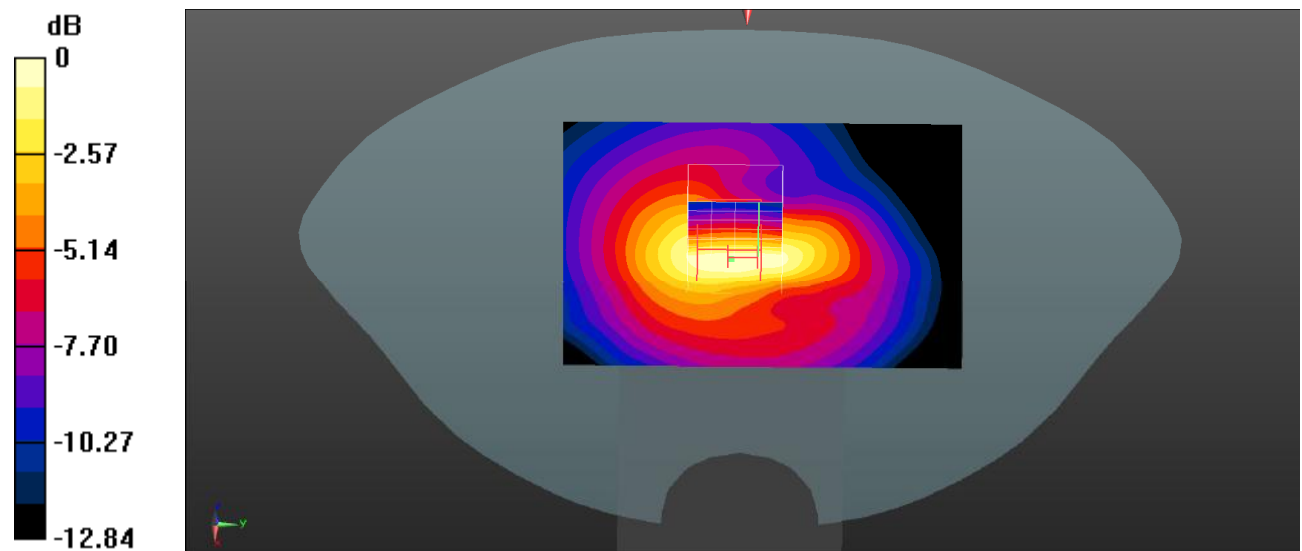
Body Bottom/GSM 850 Mid/Zoom Scan (5x5x7)/Cube 0: Measurement grid: dx=8mm, dy=8mm, dz=5mm

Reference Value = 12.14 V/m; Power Drift = 0.14 dB

Peak SAR (extrapolated) = 0.217 W/kg

SAR(1 g) = 0.130 W/kg; SAR(10 g) = 0.078 W/kg

Maximum value of SAR (measured) = 0.144 W/kg



0 dB = 0.144 W/kg = -8.42 dBW/kg

Plot 15#: GSM 1900_Head Left Cheek_Mid**DUT: A13 Pro 5G; Type: Smart Phone; Serial: SZNS211213-64419E-SA-S1**

Communication System: UID 0, Generic GSM (0); Frequency: 1880 MHz; Duty Cycle: 1:8

Medium parameters used (interpolated): $f = 1880$ MHz; $\sigma = 1.385$ S/m; $\epsilon_r = 40.823$; $\rho = 1000$ kg/m³

Phantom section: Left Section

DASY5 Configuration:

- Probe: EX3DV4 - SN3619; ConvF(7.07, 7.07, 7.07) @ 1880 MHz;
- Sensor-Surface: 4mm (Mechanical Surface Detection)
- Electronics: DAE4 Sn1211; Calibrated: 2022/03/01
- Phantom: Twin SAM; Type: QD000P40CD; Serial: 1744
- Measurement SW: DASY52, Version 52.10 (4);

Head Left Cheek/GSM 1900 Mid/Area Scan (71x81x1): Interpolated grid: dx=1.500 mm, dy=1.500 mm

Maximum value of SAR (interpolated) = 0.594 W/kg

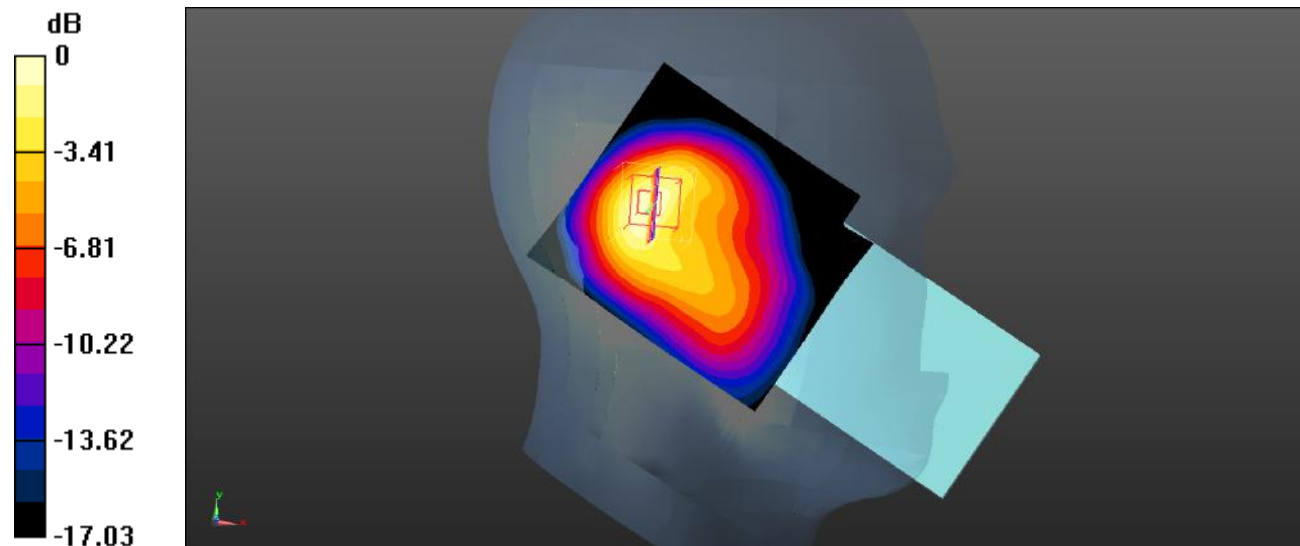
Head Left Cheek/GSM 1900 Mid/Zoom Scan (5x5x7)/Cube 0: Measurement grid: dx=8mm, dy=8mm, dz=5mm

Reference Value = 15.43 V/m; Power Drift = -0.03 dB

Peak SAR (extrapolated) = 0.884 W/kg

SAR(1 g) = 0.528 W/kg; SAR(10 g) = 0.292 W/kg

Maximum value of SAR (measured) = 0.591 W/kg



Plot 16#: GSM 1900_Head Left Tilt_Mid**DUT: A13 Pro 5G; Type: Smart Phone; Serial: SZNS211213-64419E-SA-S1**

Communication System: UID 0, Generic GSM (0); Frequency: 1880 MHz; Duty Cycle: 1:8

Medium parameters used (interpolated): $f = 1880$ MHz; $\sigma = 1.385$ S/m; $\epsilon_r = 40.823$; $\rho = 1000$ kg/m³

Phantom section: Left Section

DASY5 Configuration:

- Probe: EX3DV4 - SN3619; ConvF(7.07, 7.07, 7.07) @ 1880 MHz;
- Sensor-Surface: 4mm (Mechanical Surface Detection)
- Electronics: DAE4 Sn1211; Calibrated: 2022/03/01
- Phantom: Twin SAM; Type: QD000P40CD; Serial: 1744
- Measurement SW: DASY52, Version 52.10 (4);

Head Left Tilt/GSM 1900 Mid/Area Scan (71x91x1): Interpolated grid: dx=1.500 mm, dy=1.500 mm

Maximum value of SAR (interpolated) = 0.803 W/kg

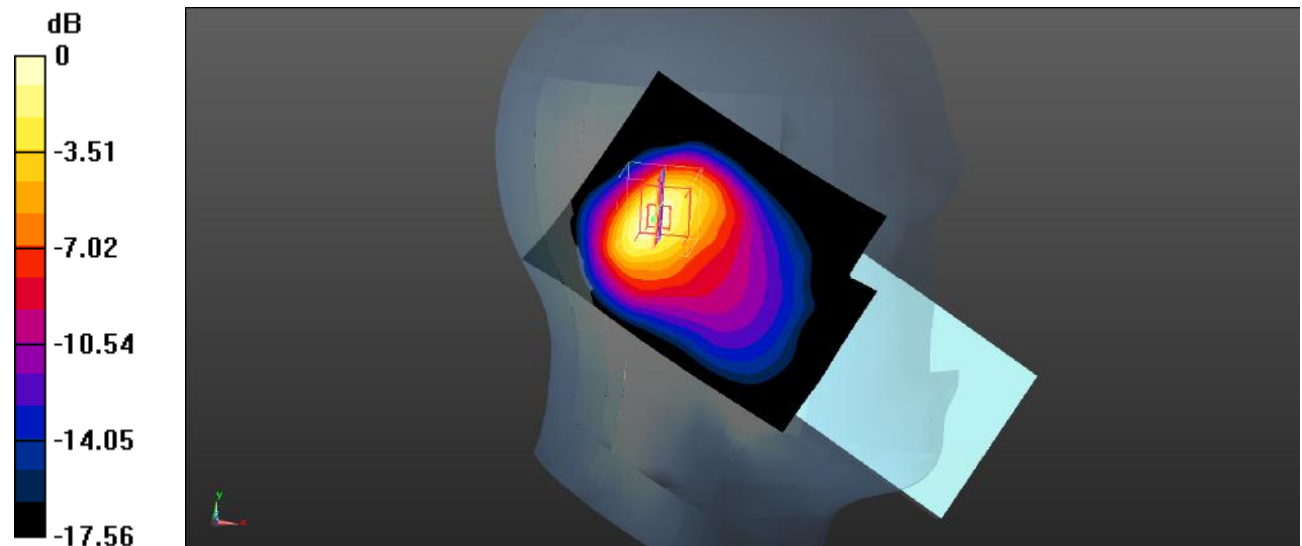
Head Left Tilt/GSM 1900 Mid/Zoom Scan (5x5x7)/Cube 0: Measurement grid: dx=8mm, dy=8mm, dz=5mm

Reference Value = 17.00 V/m; Power Drift = -0.04 dB

Peak SAR (extrapolated) = 1.24 W/kg

SAR(1 g) = 0.716 W/kg; SAR(10 g) = 0.365 W/kg

Maximum value of SAR (measured) = 0.784 W/kg



0 dB = 0.784 W/kg = -1.06 dBW/kg

Plot 17#: GSM 1900_Head Right Cheek_Mid**DUT: A13 Pro 5G; Type: Smart Phone; Serial: SZNS211213-64419E-SA-S1**

Communication System: UID 0, Generic GSM (0); Frequency: 1880 MHz; Duty Cycle: 1:8

Medium parameters used (interpolated): $f = 1880$ MHz; $\sigma = 1.385$ S/m; $\epsilon_r = 40.823$; $\rho = 1000$ kg/m³

Phantom section: Right Section

DASY5 Configuration:

- Probe: EX3DV4 - SN3619; ConvF(7.07, 7.07, 7.07) @ 1880 MHz;
- Sensor-Surface: 4mm (Mechanical Surface Detection)
- Electronics: DAE4 Sn1211; Calibrated: 2022/03/01
- Phantom: Twin SAM; Type: QD000P40CD; Serial: 1744
- Measurement SW: DASY52, Version 52.10 (4);

Head Right Cheek/GSM 1900 Mid/Area Scan (71x81x1): Interpolated grid: dx=1.500 mm, dy=1.500 mm

Maximum value of SAR (interpolated) = 0.620 W/kg


Head Right Cheek/GSM 1900 Mid/Zoom Scan (5x5x7)/Cube 0: Measurement grid: dx=8mm, dy=8mm, dz=5mm

Reference Value = 14.18 V/m; Power Drift = 0.15 dB

Peak SAR (extrapolated) = 0.897 W/kg

SAR(1 g) = 0.512 W/kg; SAR(10 g) = 0.296 W/kg

Maximum value of SAR (measured) = 0.556 W/kg



0 dB = 0.556 W/kg = -2.55 dBW/kg

Plot 18#: GSM 1900_Head Right Tilt_Low**DUT: A13 Pro 5G; Type: Smart Phone; Serial: SZNS211213-64419E-SA-S1**

Communication System: UID 0, Generic GSM (0); Frequency: 1850.2 MHz; Duty Cycle: 1:8

Medium parameters used (interpolated): $f = 1850.2$ MHz; $\sigma = 1.379$ S/m; $\epsilon_r = 40.998$; $\rho = 1000$ kg/m³

Phantom section: Right Section

DASY5 Configuration:

- Probe: EX3DV4 - SN3619; ConvF(7.07, 7.07, 7.07) @ 1850.2 MHz;
- Sensor-Surface: 4mm (Mechanical Surface Detection)
- Electronics: DAE4 Sn1211; Calibrated: 2022/03/01
- Phantom: Twin SAM; Type: QD000P40CD; Serial: 1744
- Measurement SW: DASY52, Version 52.10 (2);

Head Right Tilt/GSM 1900 Low/Area Scan (71x81x1): Interpolated grid: dx=1.500 mm, dy=1.500 mm

Maximum value of SAR (interpolated) = 0.874 W/kg

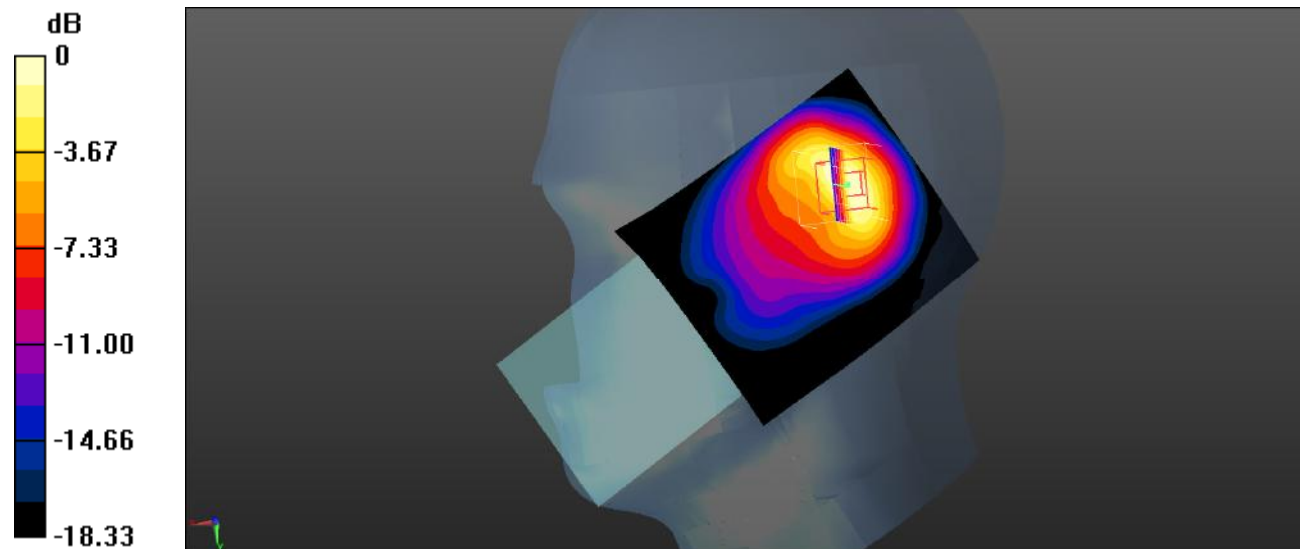
Head Right Tilt/GSM 1900 Low/Zoom Scan (5x5x7)/Cube 0: Measurement grid: dx=8mm, dy=8mm, dz=5mm

Reference Value = 16.79 V/m; Power Drift = -0.11 dB

Peak SAR (extrapolated) = 1.32 W/kg

SAR(1 g) = 0.742 W/kg; SAR(10 g) = 0.378 W/kg

Maximum value of SAR (measured) = 0.836 W/kg



0 dB = 0.836 W/kg = -0.78 dBW/kg

Plot 19#: GSM 1900_Head Right Tilt_Mid**DUT: A13 Pro 5G; Type: Smart Phone; Serial: SZNS211213-64419E-SA-S1**

Communication System: UID 0, Generic GSM (0); Frequency: 1880 MHz; Duty Cycle: 1:8

Medium parameters used (interpolated): $f = 1880$ MHz; $\sigma = 1.385$ S/m; $\epsilon_r = 40.823$; $\rho = 1000$ kg/m³

Phantom section: Right Section

DASY5 Configuration:

- Probe: EX3DV4 - SN3619; ConvF(7.07, 7.07, 7.07) @ 1880 MHz;
- Sensor-Surface: 4mm (Mechanical Surface Detection)
- Electronics: DAE4 Sn1211; Calibrated: 2022/03/01
- Phantom: Twin SAM; Type: QD000P40CD; Serial: 1744
- Measurement SW: DASY52, Version 52.10 (4);

Head Right Tilt/GSM 1900 Mid/Area Scan (71x81x1): Interpolated grid: dx=1.500 mm, dy=1.500 mm

Maximum value of SAR (interpolated) = 0.912 W/kg

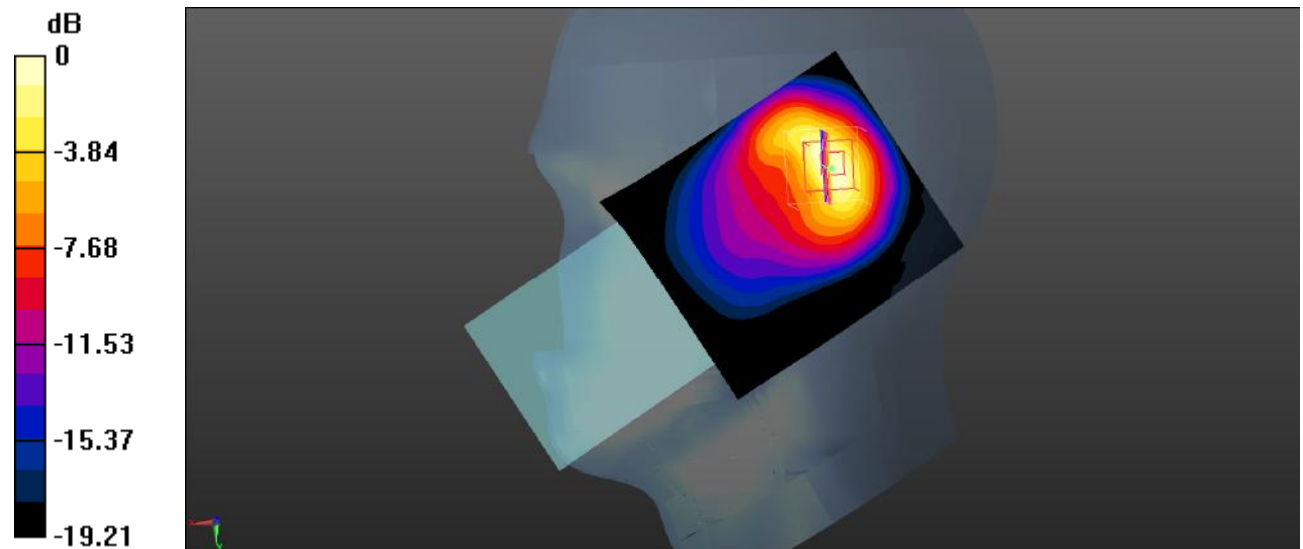
Head Right Tilt/GSM 1900 Mid/Zoom Scan (5x5x7)/Cube 0: Measurement grid: dx=8mm, dy=8mm, dz=5mm

Reference Value = 16.35 V/m; Power Drift = -0.15 dB

Peak SAR (extrapolated) = 1.47 W/kg

SAR(1 g) = 0.798 W/kg; SAR(10 g) = 0.398 W/kg

Maximum value of SAR (measured) = 0.906 W/kg



0 dB = 0.906 W/kg = -0.43 dBW/kg

Plot 20#: GSM 1900_Head Right Tilt_High**DUT: A13 Pro 5G; Type: Smart Phone; Serial: SZNS211213-64419E-SA-S1**

Communication System: UID 0, Generic GSM (0); Frequency: 1909.8 MHz; Duty Cycle: 1:8

Medium parameters used (interpolated): $f = 1909.8$ MHz; $\sigma = 1.413$ S/m; $\epsilon_r = 40.783$; $\rho = 1000$ kg/m³

Phantom section: Right Section

DASY5 Configuration:

- Probe: EX3DV4 - SN3619; ConvF(7.07, 7.07, 7.07) @ 1909.8 MHz;
- Sensor-Surface: 4mm (Mechanical Surface Detection)
- Electronics: DAE4 Sn1211; Calibrated: 2022/03/01
- Phantom: Twin SAM; Type: QD000P40CD; Serial: 1744
- Measurement SW: DASY52, Version 52.10 (2);

Head Right Tilt/GSM 1900 High/Area Scan (71x81x1): Interpolated grid: dx=1.500 mm, dy=1.500 mm

Maximum value of SAR (interpolated) = 0.851 W/kg


Head Right Tilt/GSM 1900 High/Zoom Scan (5x5x7)/Cube 0: Measurement grid: dx=8mm, dy=8mm, dz=5mm

Reference Value = 15.70 V/m; Power Drift = 0.11 dB

Peak SAR (extrapolated) = 1.38 W/kg

SAR(1 g) = 0.731 W/kg; SAR(10 g) = 0.360 W/kg

Maximum value of SAR (measured) = 0.845 W/kg



0 dB = 0.845 W/kg = -0.73 dBW/kg

Plot 21#: GSM 1900_ Body Worn Back _Mid**DUT: A13 Pro 5G; Type: Smart Phone; Serial: SZNS211213-64419E-SA-S1**

Communication System: UID 0, Generic GSM (0); Frequency: 1880 MHz; Duty Cycle: 1:8

Medium parameters used (interpolated): $f = 1880$ MHz; $\sigma = 1.385$ S/m; $\epsilon_r = 40.823$; $\rho = 1000$ kg/m³

Phantom section: Flat Section

DASY5 Configuration:

- Probe: EX3DV4 - SN3619; ConvF(7.07, 7.07, 7.07) @ 1880 MHz;
- Sensor-Surface: 4mm (Mechanical Surface Detection)
- Electronics: DAE4 Sn1211; Calibrated: 2022/03/01
- Phantom: Twin SAM; Type: QD000P40CD; Serial: 1744
- Measurement SW: DASY52, Version 52.10 (4);

Body Worn Back/GSM 1900 Mid/Area Scan (71x91x1): Interpolated grid: dx=1.500 mm, dy=1.500 mm

Maximum value of SAR (interpolated) = 0.239 W/kg

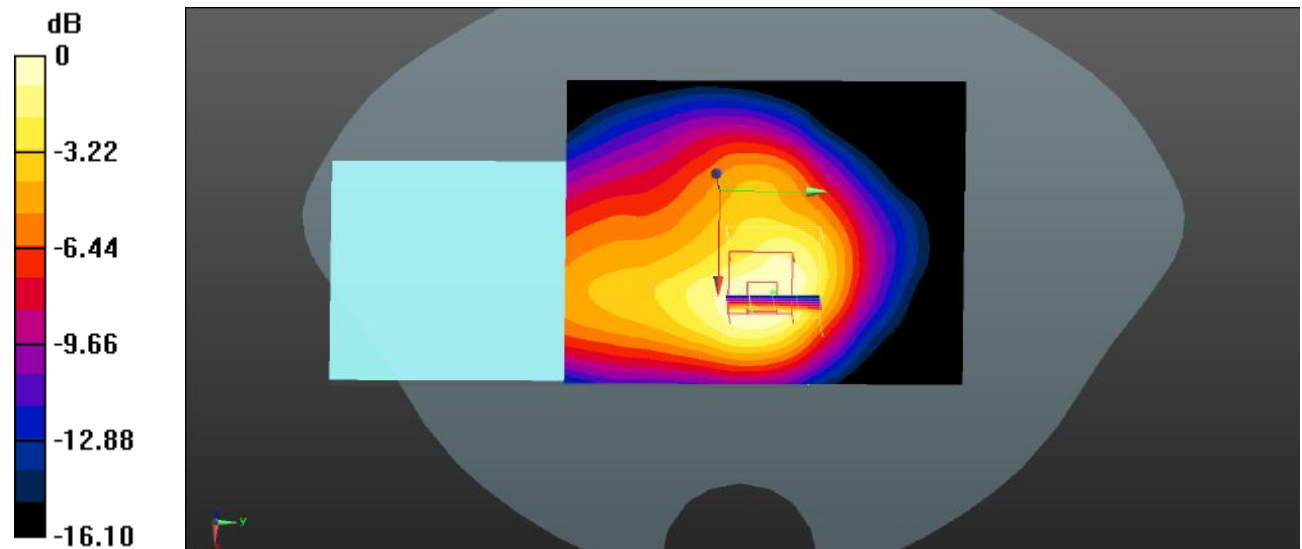
Body Worn Back/GSM 1900 Mid/Zoom Scan (5x5x7)/Cube 0: Measurement grid: dx=8mm, dy=8mm, dz=5mm

Reference Value = 8.579 V/m; Power Drift = 0.08 dB

Peak SAR (extrapolated) = 0.370 W/kg

SAR(1 g) = 0.207 W/kg; SAR(10 g) = 0.120 W/kg

Maximum value of SAR (measured) = 0.219 W/kg



0 dB = 0.219 W/kg = -6.60 dBW/kg

Plot 22#: GSM 1900_ Body Front _Mid**DUT: A13 Pro 5G; Type: Smart Phone; Serial: SZNS211213-64419E-SA-S1**

Communication System: UID 0, Generic GPRS-4 slots (0); Frequency: 1880 MHz; Duty Cycle: 1:2
 Medium parameters used (interpolated): $f = 1880$ MHz; $\sigma = 1.385$ S/m; $\epsilon_r = 40.823$; $\rho = 1000$ kg/m³
 Phantom section: Flat Section

DASY5 Configuration:

- Probe: EX3DV4 - SN3619; ConvF(7.07, 7.07, 7.07) @ 1880 MHz;
- Sensor-Surface: 4mm (Mechanical Surface Detection)
- Electronics: DAE4 Sn1211; Calibrated: 2022/03/01
- Phantom: Twin SAM; Type: QD000P40CD; Serial: 1744
- Measurement SW: DASY52, Version 52.10 (4);

Body Front/GSM 1900 Mid/Area Scan (71x91x1): Interpolated grid: dx=1.500 mm, dy=1.500 mm

Maximum value of SAR (interpolated) = 0.190 W/kg

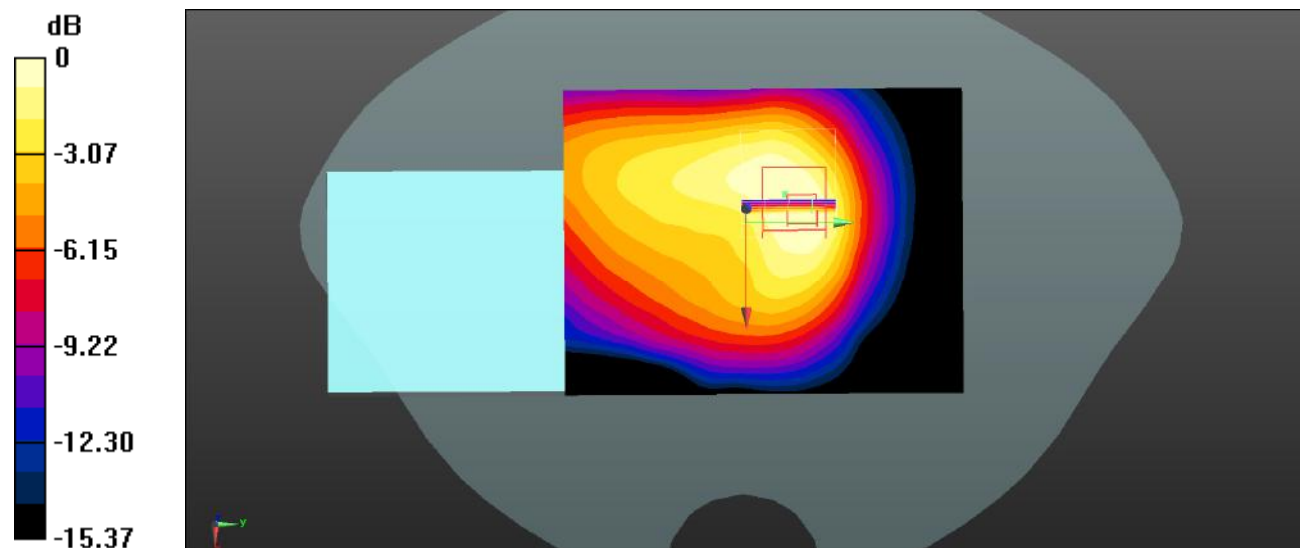
Body Front/GSM 1900 Mid/Zoom Scan (5x5x7)/Cube 0: Measurement grid: dx=8mm, dy=8mm, dz=5mm

Reference Value = 8.328 V/m; Power Drift = -0.15 dB

Peak SAR (extrapolated) = 0.287 W/kg

SAR(1 g) = 0.177 W/kg; SAR(10 g) = 0.107 W/kg

Maximum value of SAR (measured) = 0.188 W/kg



0 dB = 0.188 W/kg = -7.26 dBW/kg

Plot 23#: GSM 1900_ Body Back _Mid**DUT: A13 Pro 5G; Type: Smart Phone; Serial: SZNS211213-64419E-SA-S1**

Communication System: UID 0, Generic GPRS-4 slots (0); Frequency: 1880 MHz; Duty Cycle: 1:2
 Medium parameters used (interpolated): $f = 1880$ MHz; $\sigma = 1.385$ S/m; $\epsilon_r = 40.823$; $\rho = 1000$ kg/m³
 Phantom section: Flat Section

DASY5 Configuration:

- Probe: EX3DV4 - SN3619; ConvF(7.07, 7.07, 7.07) @ 1880 MHz;
- Sensor-Surface: 4mm (Mechanical Surface Detection)
- Electronics: DAE4 Sn1211; Calibrated: 2022/03/01
- Phantom: Twin SAM; Type: QD000P40CD; Serial: 1744
- Measurement SW: DASY52, Version 52.10 (4);

Body Back/GSM 1900 Mid/Area Scan (71x91x1): Interpolated grid: dx=1.500 mm, dy=1.500 mm

Maximum value of SAR (interpolated) = 0.240 W/kg

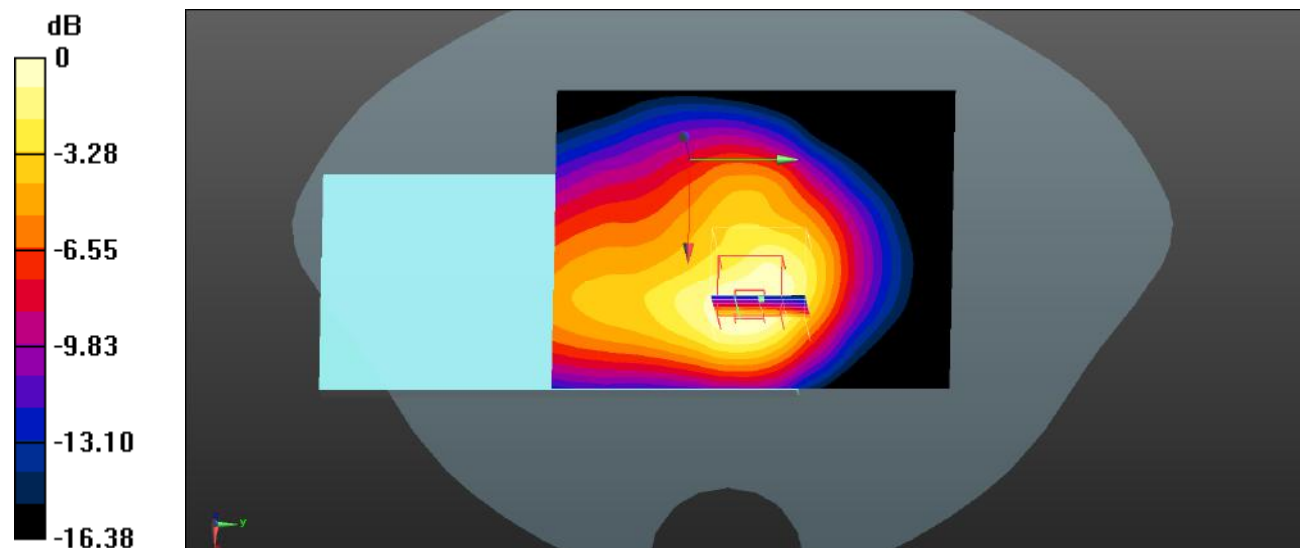
Body Back/GSM 1900 Mid/Zoom Scan (5x5x7)/Cube 0: Measurement grid: dx=8mm, dy=8mm, dz=5mm

Reference Value = 8.965 V/m; Power Drift = -0.32 dB

Peak SAR (extrapolated) = 0.374 W/kg

SAR(1 g) = 0.200 W/kg; SAR(10 g) = 0.119 W/kg

Maximum value of SAR (measured) = 0.219 W/kg



0 dB = 0.219 W/kg = -6.60 dBW/kg

Plot 24#: GSM 1900_ Body Left _Mid**DUT: A13 Pro 5G; Type: Smart Phone; Serial: SZNS211213-64419E-SA-S1**

Communication System: UID 0, Generic GPRS-4 slots (0); Frequency: 1880 MHz; Duty Cycle: 1:2
 Medium parameters used (interpolated): $f = 1880$ MHz; $\sigma = 1.385$ S/m; $\epsilon_r = 40.823$; $\rho = 1000$ kg/m³
 Phantom section: Flat Section

DASY5 Configuration:

- Probe: EX3DV4 - SN3619; ConvF(7.07, 7.07, 7.07) @ 1880 MHz;
- Sensor-Surface: 4mm (Mechanical Surface Detection)
- Electronics: DAE4 Sn1211; Calibrated: 2022/03/01
- Phantom: Twin SAM; Type: QD000P40CD; Serial: 1744
- Measurement SW: DASY52, Version 52.10 (4);

Body Left/GSM 1900 Mid/Area Scan (71x91x1): Interpolated grid: dx=1.500 mm, dy=1.500 mm

Maximum value of SAR (interpolated) = 0.0894 W/kg

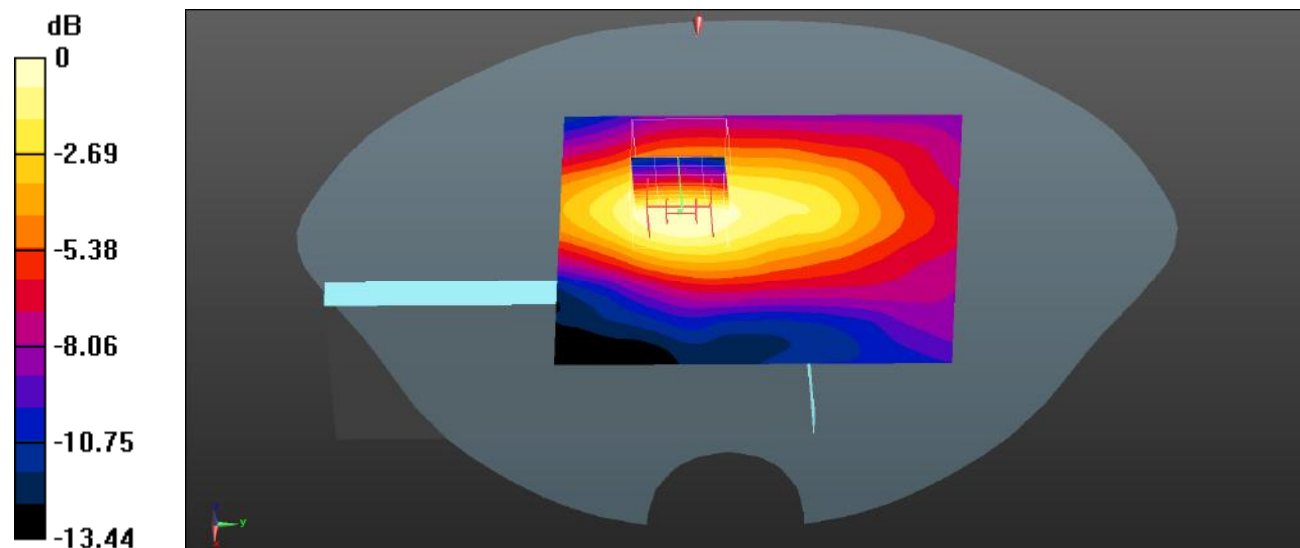
Body Left/GSM 1900 Mid/Zoom Scan (5x5x7)/Cube 0: Measurement grid: dx=8mm, dy=8mm, dz=5mm

Reference Value = 5.961 V/m; Power Drift = -0.01 dB

Peak SAR (extrapolated) = 0.122 W/kg

SAR(1 g) = 0.079 W/kg; SAR(10 g) = 0.049 W/kg

Maximum value of SAR (measured) = 0.0861 W/kg



0 dB = 0.0861 W/kg = -10.65 dBW/kg

Plot 25#: GSM 1900_ Body Top _Low**DUT: A13 Pro 5G; Type: Smart Phone; Serial: SZNS211213-64419E-SA-S1**

Communication System: UID 0, Generic GPRS-4 slots (0); Frequency: 1850.2 MHz; Duty Cycle: 1:2
Medium parameters used (interpolated): $f = 1850.2$ MHz; $\sigma = 1.379$ S/m; $\epsilon_r = 40.998$; $\rho = 1000$ kg/m³
Phantom section: Flat Section

DASY5 Configuration:

- Probe: EX3DV4 - SN3619; ConvF(7.07, 7.07, 7.07) @ 1850.2 MHz;
- Sensor-Surface: 4mm (Mechanical Surface Detection)
- Electronics: DAE4 Sn1211; Calibrated: 2022/03/01
- Phantom: Twin SAM; Type: QD000P40CD; Serial: 1744
- Measurement SW: DASY52, Version 52.10 (4);

Body Top/GSM 1900 Low/Area Scan (71x91x1): Interpolated grid: dx=1.500 mm, dy=1.500 mm

Maximum value of SAR (interpolated) = 0.428 W/kg

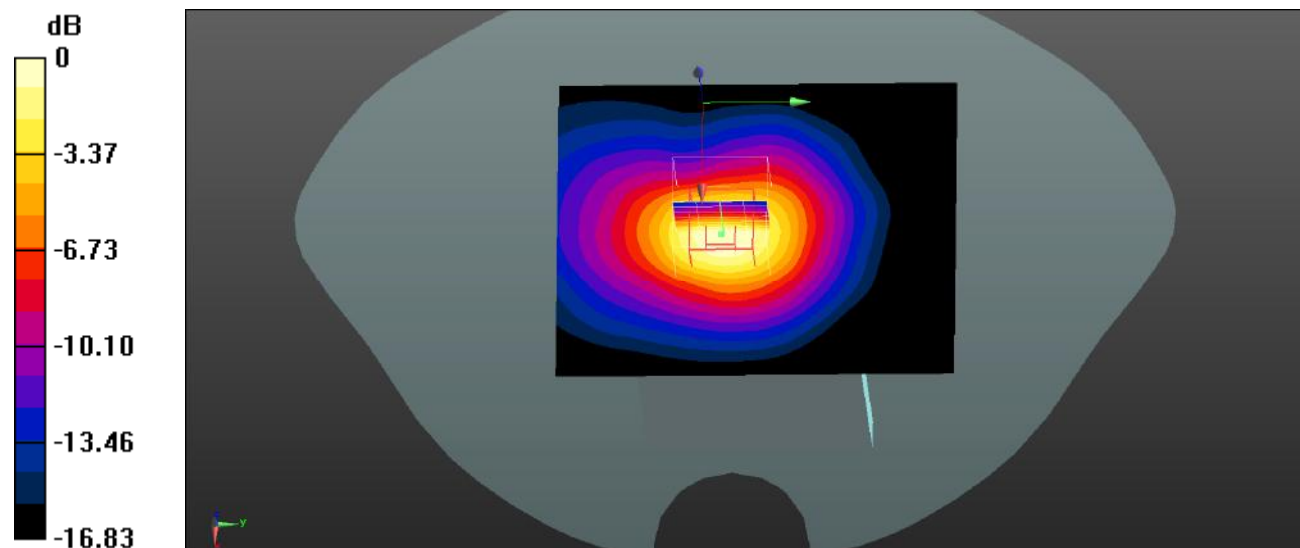
Body Top/GSM 1900 Low/Zoom Scan (5x5x7)/Cube 0: Measurement grid: dx=8mm, dy=8mm, dz=5mm

Reference Value = 17.08 V/m; Power Drift = 0.04 dB

Peak SAR (extrapolated) = 0.629 W/kg

SAR(1 g) = 0.377 W/kg; SAR(10 g) = 0.205 W/kg

Maximum value of SAR (measured) = 0.418 W/kg



0 dB = 0.418 W/kg = -3.79 dBW/kg

Plot 26#: GSM 1900_ Body Top _Mid**DUT: A13 Pro 5G; Type: Smart Phone; Serial: SZNS211213-64419E-SA-S1**

Communication System: UID 0, Generic GPRS-4 slots (0); Frequency: 1880 MHz; Duty Cycle: 1:2
Medium parameters used (interpolated): $f = 1880$ MHz; $\sigma = 1.385$ S/m; $\epsilon_r = 40.823$; $\rho = 1000$ kg/m³
Phantom section: Flat Section

DASY5 Configuration:

- Probe: EX3DV4 - SN3619; ConvF(7.07, 7.07, 7.07) @ 1880 MHz;
- Sensor-Surface: 4mm (Mechanical Surface Detection)
- Electronics: DAE4 Sn1211; Calibrated: 2022/03/01
- Phantom: Twin SAM; Type: QD000P40CD; Serial: 1744
- Measurement SW: DASY52, Version 52.10 (4);

Body Top/GSM 1900 Mid/Area Scan (71x91x1): Interpolated grid: dx=1.500 mm, dy=1.500 mm

Maximum value of SAR (interpolated) = 0.415 W/kg

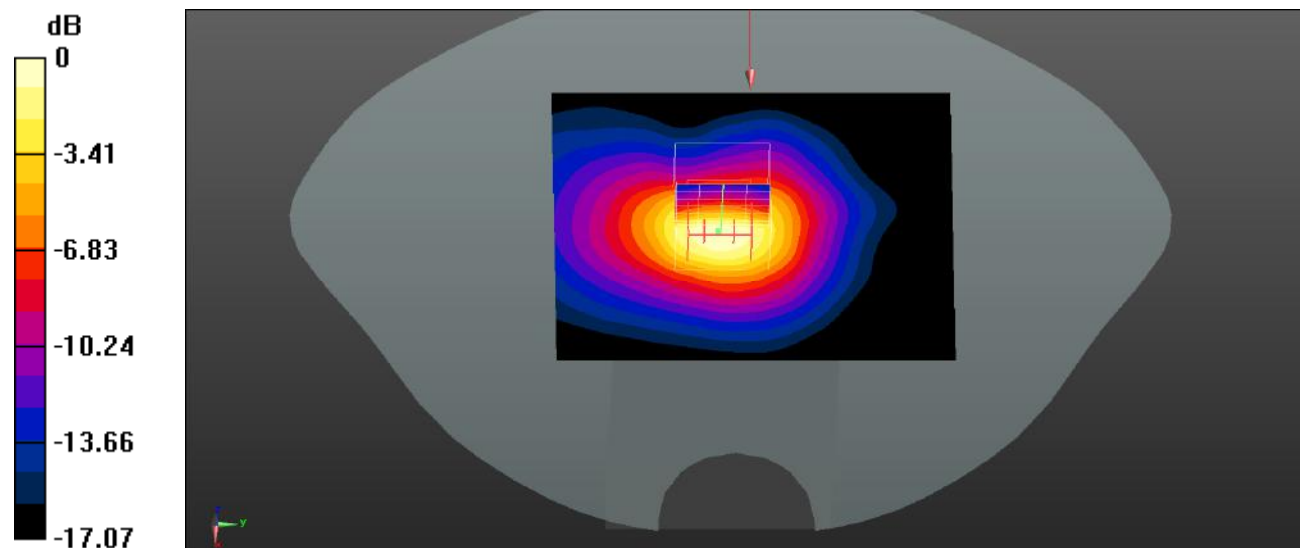
Body Top/GSM 1900 Mid/Zoom Scan (5x5x7)/Cube 0: Measurement grid: dx=8mm, dy=8mm, dz=5mm

Reference Value = 16.68 V/m; Power Drift = 0.00 dB

Peak SAR (extrapolated) = 0.617 W/kg

SAR(1 g) = 0.362 W/kg; SAR(10 g) = 0.196 W/kg

Maximum value of SAR (measured) = 0.406 W/kg



0 dB = 0.406 W/kg = -3.91 dBW/kg

Plot 27#: GSM 1900_ Body Top _High**DUT: A13 Pro 5G; Type: Smart Phone; Serial: SZNS211213-64419E-SA-S1**

Communication System: UID 0, Generic GPRS-4 slots (0); Frequency: 1909.8 MHz; Duty Cycle: 1:2
 Medium parameters used (interpolated): $f = 1909.8$ MHz; $\sigma = 1.413$ S/m; $\epsilon_r = 40.783$; $\rho = 1000$ kg/m³
 Phantom section: Flat Section

DASY5 Configuration:

- Probe: EX3DV4 - SN3619; ConvF(7.07, 7.07, 7.07) @ 1909.8 MHz;
- Sensor-Surface: 4mm (Mechanical Surface Detection)
- Electronics: DAE4 Sn1211; Calibrated: 2022/03/01
- Phantom: Twin SAM; Type: QD000P40CD; Serial: 1744
- Measurement SW: DASY52, Version 52.10 (4);

Body Top/GSM 1900 High/Area Scan (71x91x1): Interpolated grid: dx=1.500 mm, dy=1.500 mm

Maximum value of SAR (interpolated) = 0.384 W/kg

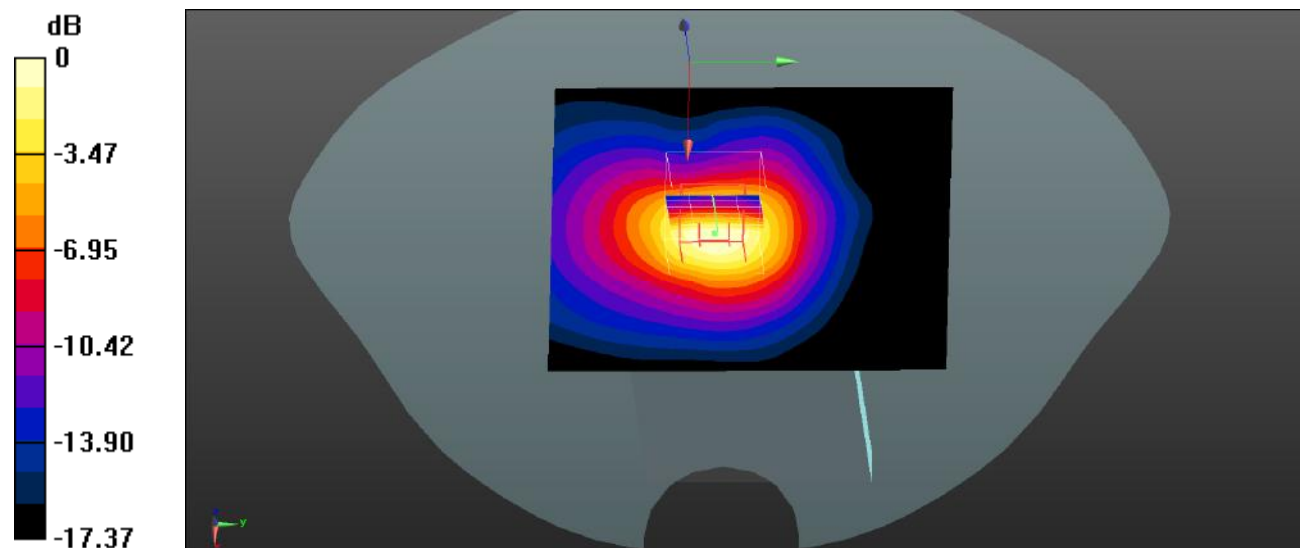
Body Top/GSM 1900 High/Zoom Scan (5x5x7)/Cube 0: Measurement grid: dx=8mm, dy=8mm, dz=5mm

Reference Value = 15.69 V/m; Power Drift = -0.02 dB

Peak SAR (extrapolated) = 0.560 W/kg

SAR(1 g) = 0.327 W/kg; SAR(10 g) = 0.175 W/kg

Maximum value of SAR (measured) = 0.366 W/kg



0 dB = 0.366 W/kg = -4.37 dBW/kg

Plot 28#: WCDMA Band 2_ Head Left Cheek_Mid**DUT: A13 Pro 5G; Type: Smart Phone; Serial: SZNS211213-64419E-SA-S1**

Communication System: UID 0, WCDMA (0); Frequency: 1880 MHz; Duty Cycle: 1:1

Medium parameters used (interpolated): $f = 1880$ MHz; $\sigma = 1.385$ S/m; $\epsilon_r = 40.823$; $\rho = 1000$ kg/m³

Phantom section: Left Section

DASY5 Configuration:

- Probe: EX3DV4 - SN3619; ConvF(7.07, 7.07, 7.07) @ 1880 MHz;
- Sensor-Surface: 4mm (Mechanical Surface Detection)
- Electronics: DAE4 Sn1211; Calibrated: 2022/03/01
- Phantom: Twin SAM; Type: QD000P40CD; Serial: 1744
- Measurement SW: DASY52, Version 52.10 (4);

Head Left Cheek/WCDMA Band 2 Mid/Area Scan (71x91x1): Interpolated grid: dx=1.500 mm, dy=1.500 mm

Maximum value of SAR (interpolated) = 0.431 W/kg

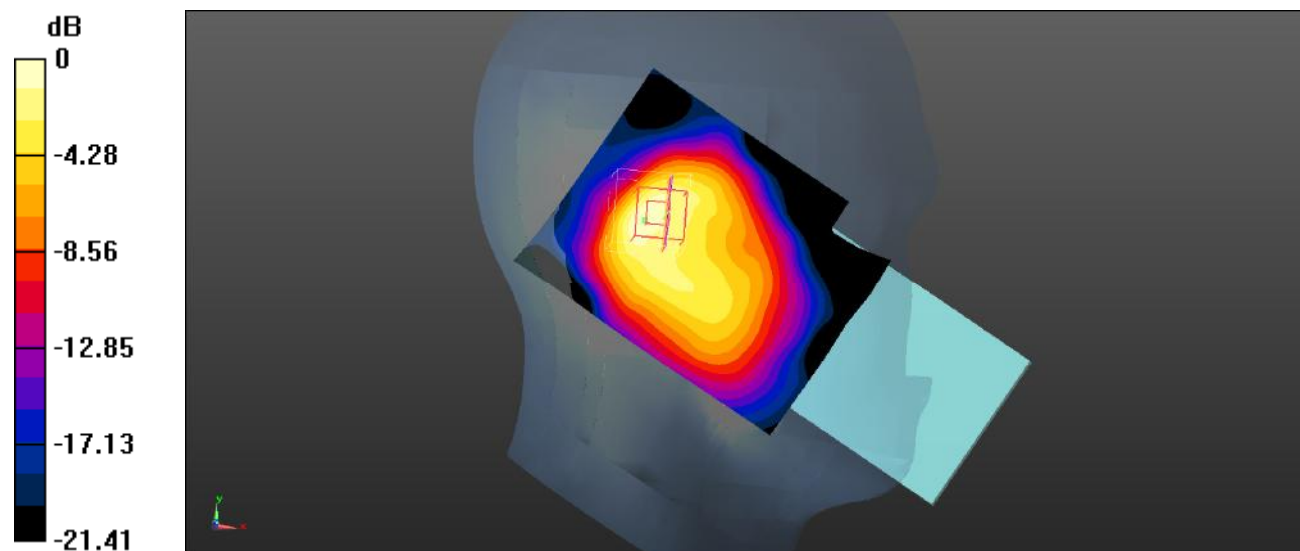
Head Left Cheek/WCDMA Band 2 Mid/Zoom Scan (5x5x7)/Cube 0: Measurement grid: dx=8mm, dy=8mm, dz=5mm

Reference Value = 15.51 V/m; Power Drift = 0.11 dB

Peak SAR (extrapolated) = 0.675 W/kg

SAR(1 g) = 0.374 W/kg; SAR(10 g) = 0.191 W/kg

Maximum value of SAR (measured) = 0.399 W/kg



0 dB = 0.399 W/kg = -3.99 dBW/kg

Plot 29#: WCDMA Band 2_ Head Left Tilt _Low**DUT: A13 Pro 5G; Type: Smart Phone; Serial: SZNS211213-64419E-SA-S1**

Communication System: UID 0, WCDMA (0); Frequency: 1852.4 MHz; Duty Cycle: 1:1

Medium parameters used (interpolated): $f = 1852.4$ MHz; $\sigma = 1.383$ S/m; $\epsilon_r = 40.926$; $\rho = 1000$ kg/m³

Phantom section: Left Section

DASY5 Configuration:

- Probe: EX3DV4 - SN3619; ConvF(7.07, 7.07, 7.07) @ 1852.4 MHz;
- Sensor-Surface: 4mm (Mechanical Surface Detection)
- Electronics: DAE4 Sn1211; Calibrated: 2022/03/01
- Phantom: Twin SAM; Type: QD000P40CD; Serial: 1744
- Measurement SW: DASY52, Version 52.10 (2);

Head Left Tilt/WCDMA Band 2 Low/Area Scan (71x91x1): Interpolated grid: dx=1.500 mm, dy=1.500 mm

Maximum value of SAR (interpolated) = 0.717 W/kg

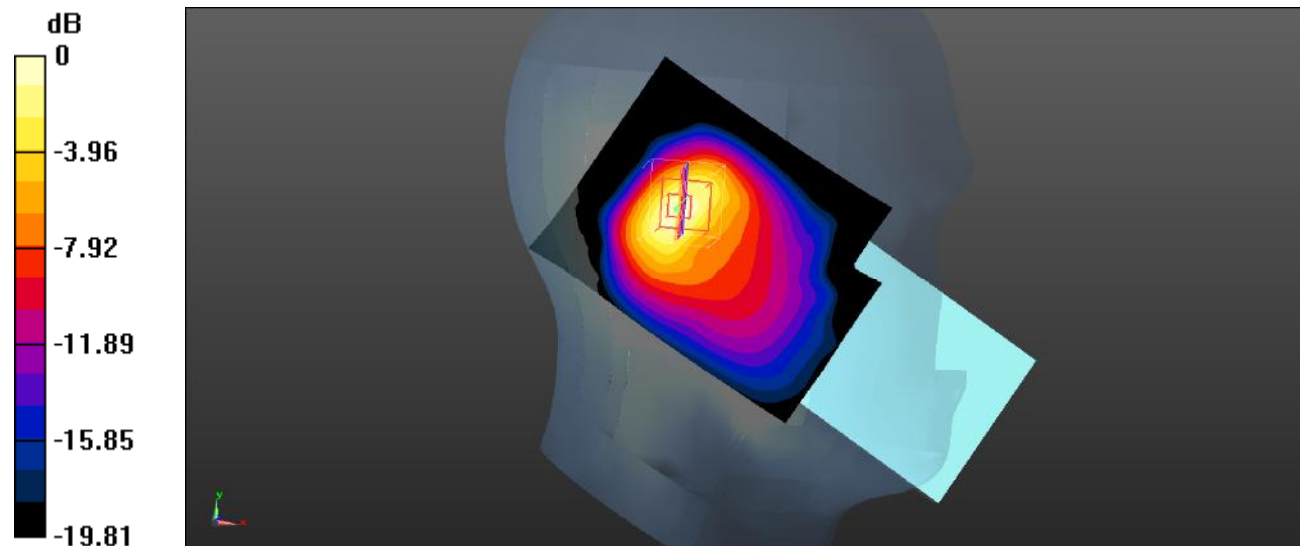
Head Left Tilt/WCDMA Band 2 Low/Zoom Scan (5x5x7)/Cube 0: Measurement grid: dx=8mm, dy=8mm, dz=5mm

Reference Value = 21.34 V/m; Power Drift = 0.10 dB

Peak SAR (extrapolated) = 1.20 W/kg

SAR(1 g) = 0.668 W/kg; SAR(10 g) = 0.336 W/kg

Maximum value of SAR (measured) = 0.773 W/kg



0 dB = 0.773 W/kg = -1.12 dBW/kg

Plot 30#: WCDMA Band 2_ Head Left Tilt _Mid**DUT: A13 Pro 5G; Type: Smart Phone; Serial: SZNS211213-64419E-SA-S1**

Communication System: UID 0, WCDMA (0); Frequency: 1880 MHz; Duty Cycle: 1:1

Medium parameters used (interpolated): $f = 1880$ MHz; $\sigma = 1.385$ S/m; $\epsilon_r = 40.823$; $\rho = 1000$ kg/m³

Phantom section: Left Section

DASY5 Configuration:

- Probe: EX3DV4 - SN3619; ConvF(7.07, 7.07, 7.07) @ 1880 MHz;
- Sensor-Surface: 4mm (Mechanical Surface Detection)
- Electronics: DAE4 Sn1211; Calibrated: 2022/03/01
- Phantom: Twin SAM; Type: QD000P40CD; Serial: 1744
- Measurement SW: DASY52, Version 52.10 (4);

Head Left Tilt/WCDMA Band 2 Mid/Area Scan (71x91x1): Interpolated grid: dx=1.500 mm, dy=1.500 mm

Maximum value of SAR (interpolated) = 0.531 W/kg

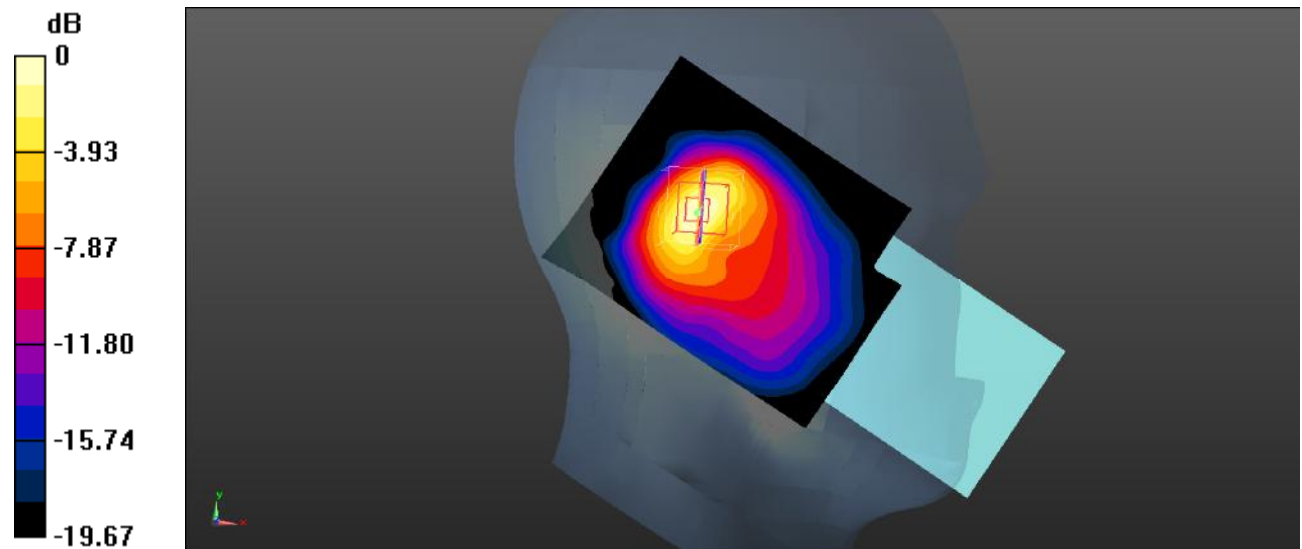
Head Left Tilt/WCDMA Band 2 Mid/Zoom Scan (5x5x7)/Cube 0: Measurement grid: dx=8mm, dy=8mm, dz=5mm

Reference Value = 18.79 V/m; Power Drift = 0.05 dB

Peak SAR (extrapolated) = 0.884 W/kg

SAR(1 g) = 0.474 W/kg; SAR(10 g) = 0.234 W/kg

Maximum value of SAR (measured) = 0.560 W/kg



0 dB = 0.560 W/kg = -2.52 dBW/kg

Plot 31#: WCDMA Band 2_ Head Left Tilt _High**DUT: A13 Pro 5G; Type: Smart Phone; Serial: SZNS211213-64419E-SA-S1**

Communication System: UID 0, WCDMA (0); Frequency: 1907.6 MHz; Duty Cycle: 1:1

Medium parameters used (interpolated): $f = 1907.6$ MHz; $\sigma = 1.407$ S/m; $\epsilon_r = 40.724$; $\rho = 1000$ kg/m³

Phantom section: Left Section

DASY5 Configuration:

- Probe: EX3DV4 - SN3619; ConvF(7.07, 7.07, 7.07) @ 1907.6 MHz;
- Sensor-Surface: 4mm (Mechanical Surface Detection)
- Electronics: DAE4 Sn1211; Calibrated: 2022/03/01
- Phantom: Twin SAM; Type: QD000P40CD; Serial: 1744
- Measurement SW: DASY52, Version 52.10 (2);

Head Left Tilt/WCDMA Band 2 High/Area Scan (71x91x1): Interpolated grid: dx=1.500 mm, dy=1.500 mm

Maximum value of SAR (interpolated) = 0.412 W/kg

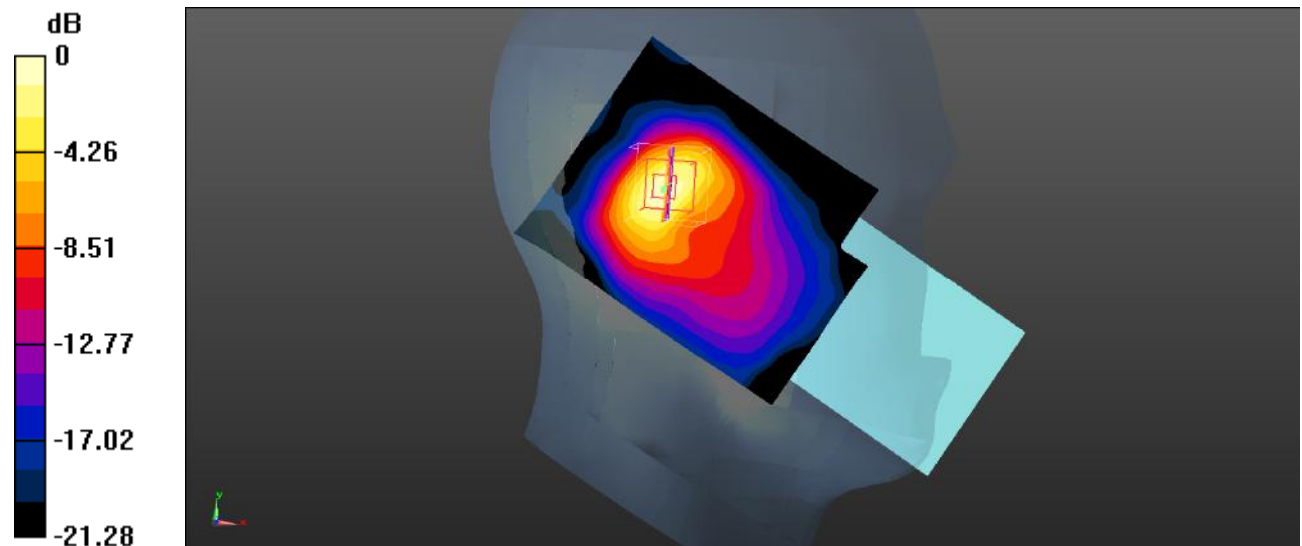
Head Left Tilt/WCDMA Band 2 High/Zoom Scan (5x5x7)/Cube 0: Measurement grid: dx=8mm, dy=8mm, dz=5mm

Reference Value = 16.05 V/m; Power Drift = 0.01 dB

Peak SAR (extrapolated) = 0.700 W/kg

SAR(1 g) = 0.376 W/kg; SAR(10 g) = 0.185 W/kg

Maximum value of SAR (measured) = 0.445 W/kg



0 dB = 0.445 W/kg = -3.52 dBW/kg

Plot 32#: WCDMA Band 2_ Head Right Cheek_Mid**DUT: A13 Pro 5G; Type: Smart Phone; Serial: SZNS211213-64419E-SA-S1**

Communication System: UID 0, WCDMA (0); Frequency: 1880 MHz; Duty Cycle: 1:1

Medium parameters used (interpolated): $f = 1880$ MHz; $\sigma = 1.385$ S/m; $\epsilon_r = 40.823$; $\rho = 1000$ kg/m³

Phantom section: Right Section

DASY5 Configuration:

- Probe: EX3DV4 - SN3619; ConvF(7.07, 7.07, 7.07) @ 1880 MHz;
- Sensor-Surface: 4mm (Mechanical Surface Detection)
- Electronics: DAE4 Sn1211; Calibrated: 2022/03/01
- Phantom: Twin SAM; Type: QD000P40CD; Serial: 1744
- Measurement SW: DASY52, Version 52.10 (4);

Head Right Cheek/WCDMA Band 2 Mid/Area Scan (71x91x1): Interpolated grid: dx=1.500 mm, dy=1.500 mm

Maximum value of SAR (interpolated) = 0.392 W/kg

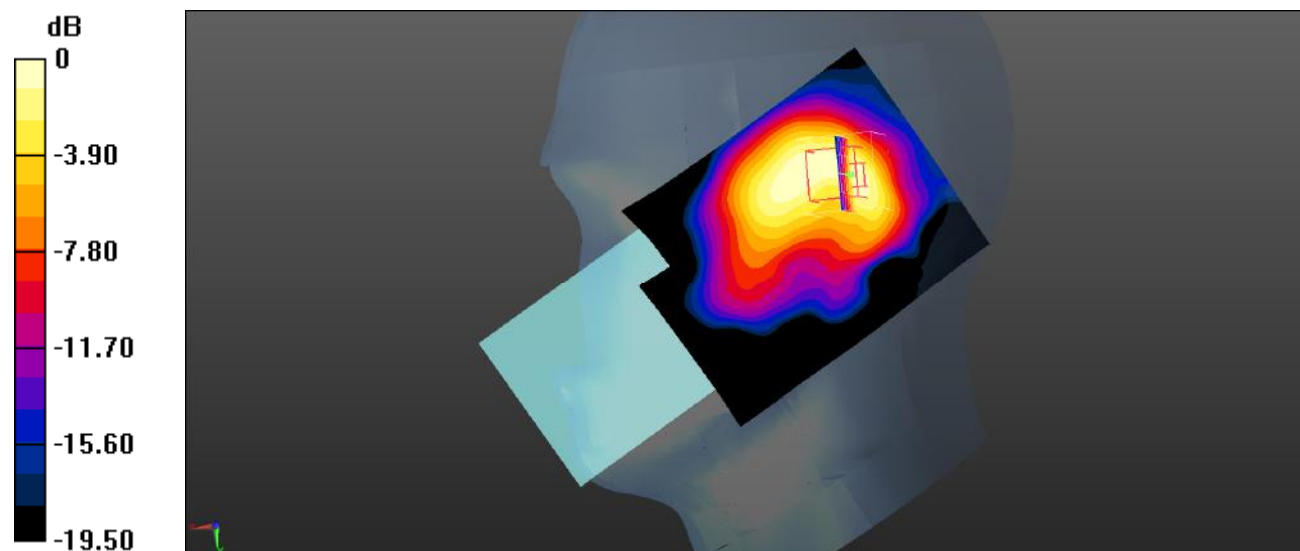
Head Right Cheek/WCDMA Band 2 Mid/Zoom Scan (5x5x7)/Cube 0: Measurement grid: dx=8mm, dy=8mm, dz=5mm

Reference Value = 12.48 V/m; Power Drift = -0.04 dB

Peak SAR (extrapolated) = 0.608 W/kg

SAR(1 g) = 0.329 W/kg; SAR(10 g) = 0.180 W/kg

Maximum value of SAR (measured) = 0.383 W/kg



0 dB = 0.383 W/kg = -4.17 dBW/kg

Plot 33#: WCDMA Band 2_ Head Right Tilt _Mid**DUT: A13 Pro 5G; Type: Smart Phone; Serial: SZNS211213-64419E-SA-S1**

Communication System: UID 0, WCDMA (0); Frequency: 1880 MHz; Duty Cycle: 1:1

Medium parameters used (interpolated): $f = 1880$ MHz; $\sigma = 1.385$ S/m; $\epsilon_r = 40.823$; $\rho = 1000$ kg/m³

Phantom section: Right Section

DASY5 Configuration:

- Probe: EX3DV4 - SN3619; ConvF(7.07, 7.07, 7.07) @ 1880 MHz;
- Sensor-Surface: 4mm (Mechanical Surface Detection)
- Electronics: DAE4 Sn1211; Calibrated: 2022/03/01
- Phantom: Twin SAM; Type: QD000P40CD; Serial: 1744
- Measurement SW: DASY52, Version 52.10 (4);

Head Right Tilt/WCDMA Band 2 Mid/Area Scan (71x91x1): Interpolated grid: dx=1.500 mm, dy=1.500 mm

Maximum value of SAR (interpolated) = 0.475 W/kg

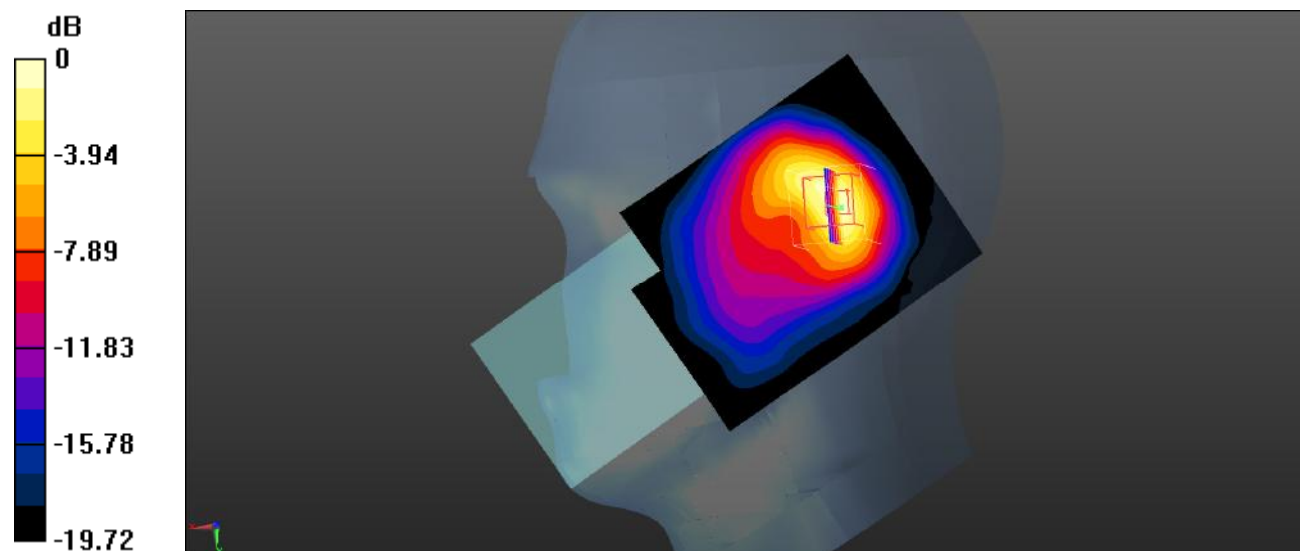
Head Right Tilt/WCDMA Band 2 Mid/Zoom Scan (5x5x7)/Cube 0: Measurement grid: dx=8mm, dy=8mm, dz=5mm

Reference Value = 17.95 V/m; Power Drift = -0.17 dB

Peak SAR (extrapolated) = 0.843 W/kg

SAR(1 g) = 0.449 W/kg; SAR(10 g) = 0.218 W/kg

Maximum value of SAR (measured) = 0.520 W/kg



0 dB = 0.520 W/kg = -2.84 dBW/kg

Plot 34#: WCDMA Band 2_ Body Front_Mid**DUT: A13 Pro 5G; Type: Smart Phone; Serial: SZNS211213-64419E-SA-S1**

Communication System: UID 0, WCDMA (0); Frequency: 1880 MHz; Duty Cycle: 1:1

Medium parameters used (interpolated): $f = 1880$ MHz; $\sigma = 1.385$ S/m; $\epsilon_r = 40.823$; $\rho = 1000$ kg/m³

Phantom section: Flat Section

DASY5 Configuration:

- Probe: EX3DV4 - SN3619; ConvF(7.07, 7.07, 7.07) @ 1880 MHz;
- Sensor-Surface: 4mm (Mechanical Surface Detection)
- Electronics: DAE4 Sn1211; Calibrated: 2022/03/01
- Phantom: Twin SAM; Type: QD000P40CD; Serial: 1744
- Measurement SW: DASY52, Version 52.10 (4);

Body Front/WCDMA Band 2 Mid/Area Scan (71x91x1): Interpolated grid: dx=1.500 mm, dy=1.500 mm

Maximum value of SAR (interpolated) = 0.113 W/kg

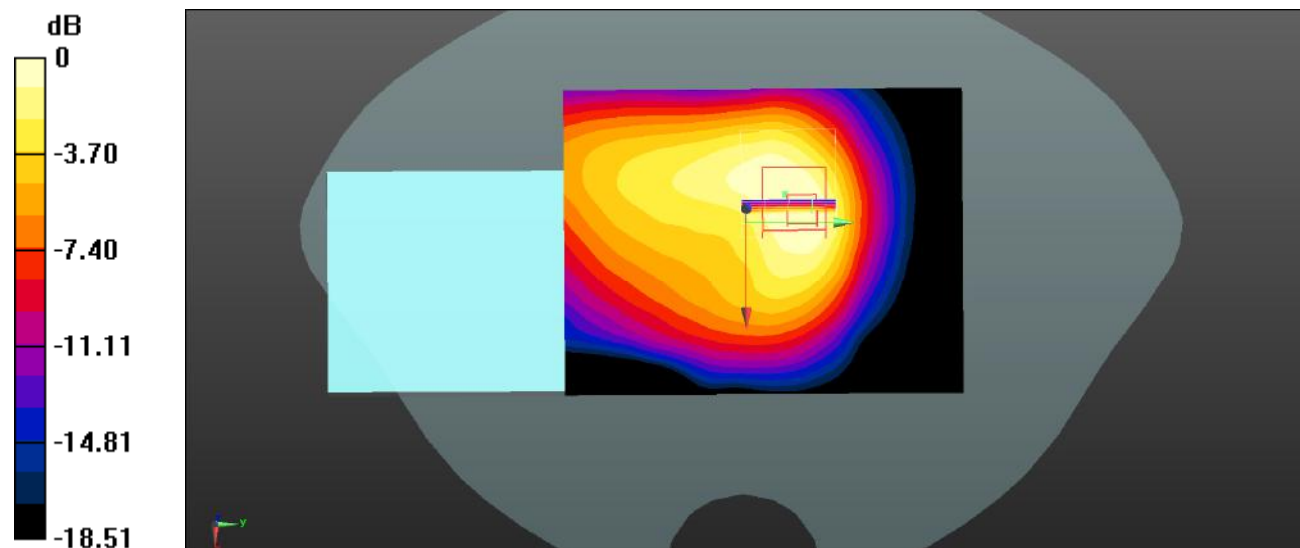
Body Front/WCDMA Band 2 Mid/Zoom Scan (5x5x7)/Cube 0: Measurement grid: dx=8mm, dy=8mm, dz=5mm

Reference Value = 7.615 V/m; Power Drift = 0.17 dB

Peak SAR (extrapolated) = 0.164 W/kg

SAR(1 g) = 0.099 W/kg; SAR(10 g) = 0.058 W/kg

Maximum value of SAR (measured) = 0.106 W/kg



0 dB = 0.106 W/kg = -9.75 dBW/kg

Plot 35#: WCDMA Band 2_ Body Back _Mid**DUT: A13 Pro 5G; Type: Smart Phone; Serial: SZNS211213-64419E-SA-S1**

Communication System: UID 0, WCDMA (0); Frequency: 1880 MHz; Duty Cycle: 1:1

Medium parameters used (interpolated): $f = 1880$ MHz; $\sigma = 1.385$ S/m; $\epsilon_r = 40.823$; $\rho = 1000$ kg/m³

Phantom section: Flat Section

DASY5 Configuration:

- Probe: EX3DV4 - SN3619; ConvF(7.07, 7.07, 7.07) @ 1880 MHz;
- Sensor-Surface: 4mm (Mechanical Surface Detection)
- Electronics: DAE4 Sn1211; Calibrated: 2022/03/01
- Phantom: Twin SAM; Type: QD000P40CD; Serial: 1744
- Measurement SW: DASY52, Version 52.10 (4);

Body Back/WCDMA Band 2 Mid/Area Scan (71x91x1): Interpolated grid: dx=1.500 mm, dy=1.500 mm

Maximum value of SAR (interpolated) = 0.143 W/kg

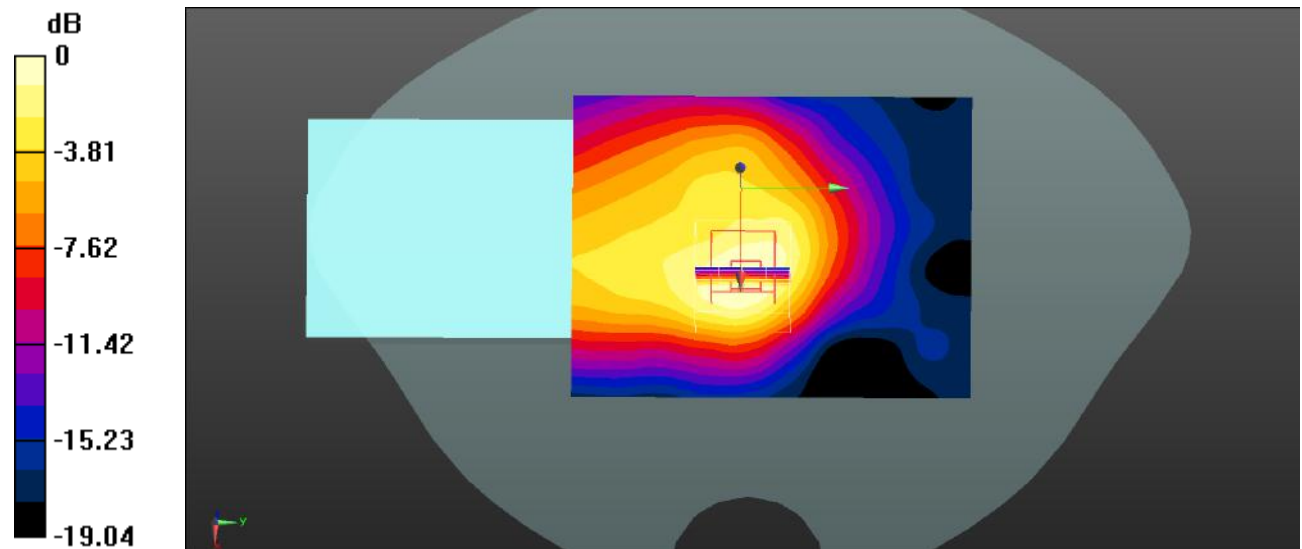
Body Back/WCDMA Band 2 Mid/Zoom Scan (5x5x7)/Cube 0: Measurement grid: dx=8mm, dy=8mm, dz=5mm

Reference Value = 9.221 V/m; Power Drift = -0.05 dB

Peak SAR (extrapolated) = 0.231 W/kg

SAR(1 g) = 0.125 W/kg; SAR(10 g) = 0.069 W/kg

Maximum value of SAR (measured) = 0.137 W/kg



0 dB = 0.137 W/kg = -8.63 dBW/kg

Plot 36#: WCDMA Band 2_ Body Left _Mid**DUT: A13 Pro 5G; Type: Smart Phone; Serial: SZNS211213-64419E-SA-S1**

Communication System: UID 0, WCDMA (0); Frequency: 1880 MHz; Duty Cycle: 1:1

Medium parameters used (interpolated): $f = 1880$ MHz; $\sigma = 1.385$ S/m; $\epsilon_r = 40.823$; $\rho = 1000$ kg/m³

Phantom section: Flat Section

DASY5 Configuration:

- Probe: EX3DV4 - SN3619; ConvF(7.07, 7.07, 7.07) @ 1880 MHz;
- Sensor-Surface: 4mm (Mechanical Surface Detection)
- Electronics: DAE4 Sn1211; Calibrated: 2022/03/01
- Phantom: Twin SAM; Type: QD000P40CD; Serial: 1744
- Measurement SW: DASY52, Version 52.10 (4);

Body Left/WCDMA Band 2 Mid/Area Scan (71x91x1): Interpolated grid: dx=1.500 mm, dy=1.500 mm

Maximum value of SAR (interpolated) = 0.0648 W/kg

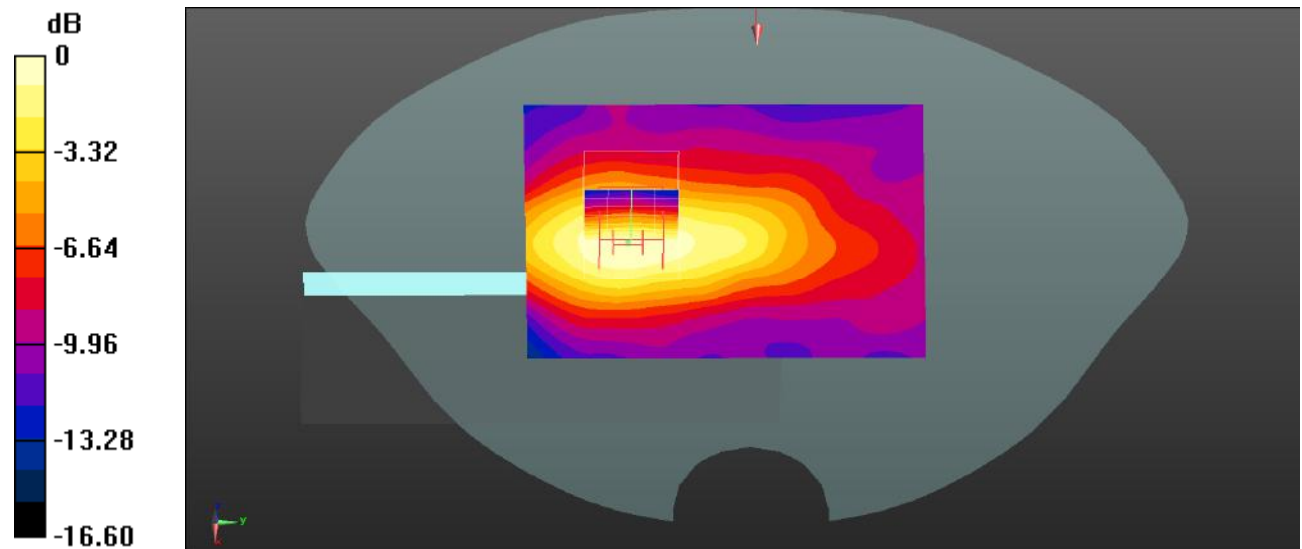
Body Left/WCDMA Band 2 Mid/Zoom Scan (5x5x7)/Cube 0: Measurement grid: dx=8mm, dy=8mm, dz=5mm

Reference Value = 5.180 V/m; Power Drift = 0.07 dB

Peak SAR (extrapolated) = 0.0950 W/kg

SAR(1 g) = 0.058 W/kg; SAR(10 g) = 0.035 W/kg

Maximum value of SAR (measured) = 0.0634 W/kg



0 dB = 0.0634 W/kg = -11.98 dBW/kg

Plot 37#: WCDMA Band 2_ Body Top_Low**DUT: A13 Pro 5G; Type: Smart Phone; Serial: SZNS211213-64419E-SA-S1**

Communication System: UID 0, WCDMA (0); Frequency: 1852.4 MHz; Duty Cycle: 1:1

Medium parameters used (interpolated): $f = 1852.4$ MHz; $\sigma = 1.383$ S/m; $\epsilon_r = 40.926$; $\rho = 1000$ kg/m³

Phantom section: Flat Section

DASY5 Configuration:

- Probe: EX3DV4 - SN3619; ConvF(7.07, 7.07, 7.07) @ 1852.4 MHz;
- Sensor-Surface: 4mm (Mechanical Surface Detection)
- Electronics: DAE4 Sn1211; Calibrated: 2022/03/01
- Phantom: Twin SAM; Type: QD000P40CD; Serial: 1744
- Measurement SW: DASY52, Version 52.10 (4);

Body Top/WCDMA Band 2 Low/Area Scan (71x91x1): Interpolated grid: dx=1.500 mm, dy=1.500 mm

Maximum value of SAR (interpolated) = 0.252 W/kg

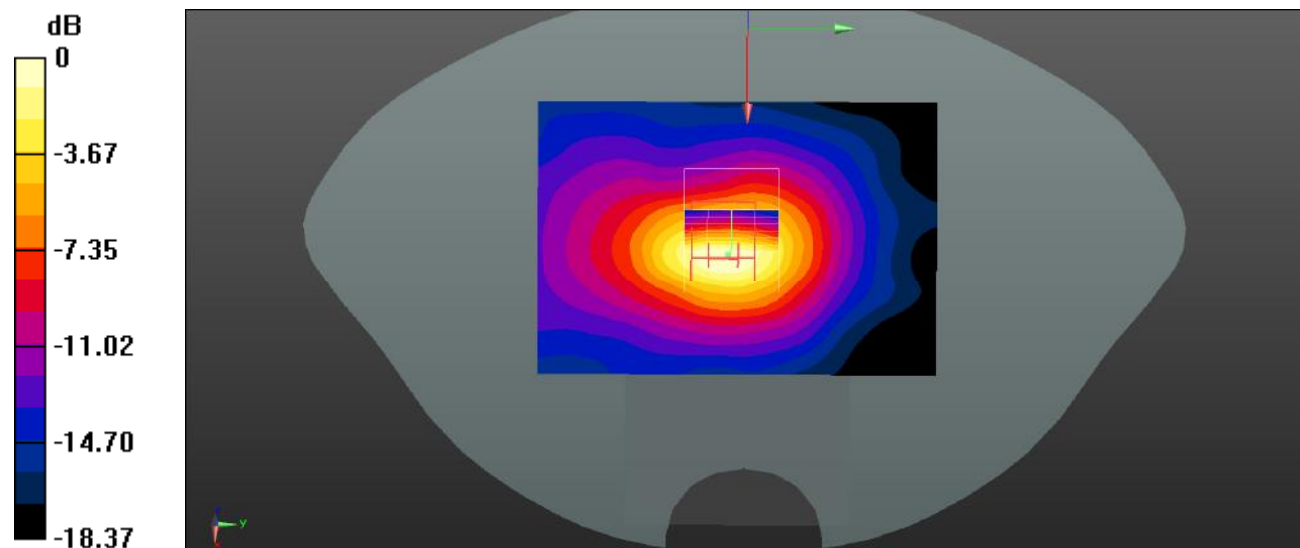
Body Top/WCDMA Band 2 Low/Zoom Scan (5x5x7)/Cube 0: Measurement grid: dx=8mm, dy=8mm, dz=5mm

Reference Value = 12.26 V/m; Power Drift = -0.05 dB

Peak SAR (extrapolated) = 0.378 W/kg

SAR(1 g) = 0.220 W/kg; SAR(10 g) = 0.117 W/kg

Maximum value of SAR (measured) = 0.242 W/kg



0 dB = 0.242 W/kg = -6.16 dBW/kg

Plot 38#: WCDMA Band 2_ Body Top_Mid**DUT: A13 Pro 5G; Type: Smart Phone; Serial: SZNS211213-64419E-SA-S1**

Communication System: UID 0, WCDMA (0); Frequency: 1880 MHz; Duty Cycle: 1:1

Medium parameters used (interpolated): $f = 1880$ MHz; $\sigma = 1.385$ S/m; $\epsilon_r = 40.823$; $\rho = 1000$ kg/m³

Phantom section: Flat Section

DASY5 Configuration:

- Probe: EX3DV4 - SN3619; ConvF(7.07, 7.07, 7.07) @ 1880 MHz;
- Sensor-Surface: 4mm (Mechanical Surface Detection)
- Electronics: DAE4 Sn1211; Calibrated: 2022/03/01
- Phantom: Twin SAM; Type: QD000P40CD; Serial: 1744
- Measurement SW: DASY52, Version 52.10 (4);

Body Top/WCDMA Band 2 Mid/Area Scan (71x91x1): Interpolated grid: dx=1.500 mm, dy=1.500 mm

Maximum value of SAR (interpolated) = 0.207 W/kg

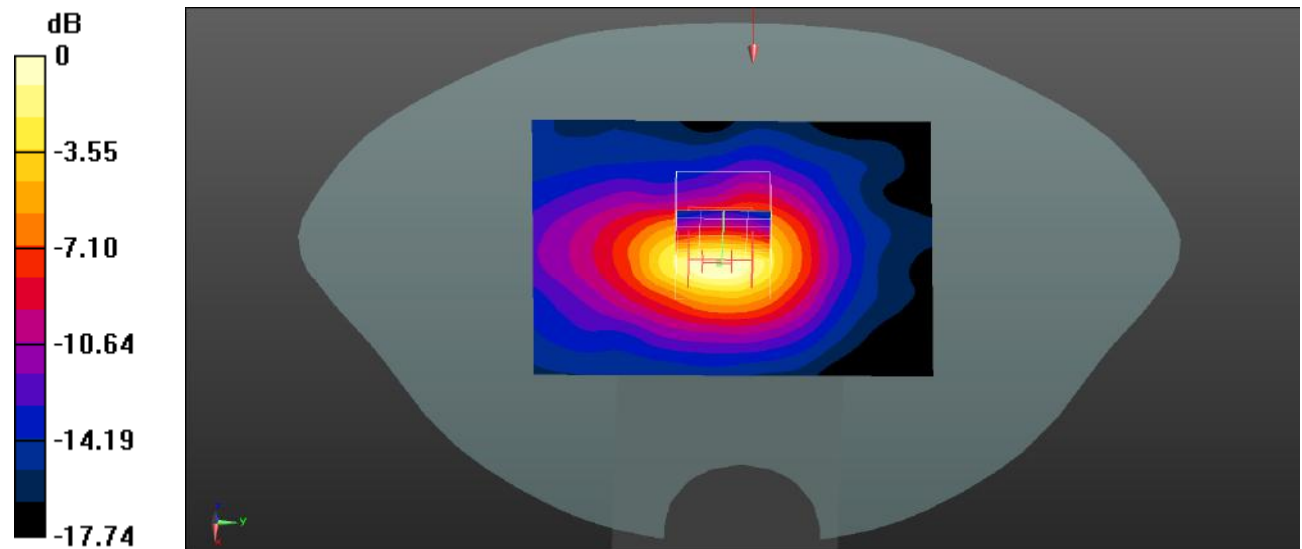
Body Top/WCDMA Band 2 Mid/Zoom Scan (5x5x7)/Cube 0: Measurement grid: dx=8mm, dy=8mm, dz=5mm

Reference Value = 11.12 V/m; Power Drift = -0.07 dB

Peak SAR (extrapolated) = 0.316 W/kg

SAR(1 g) = 0.181 W/kg; SAR(10 g) = 0.096 W/kg

Maximum value of SAR (measured) = 0.203 W/kg



0 dB = 0.203 W/kg = -6.93 dBW/kg

Plot 39#: WCDMA Band 2_ Body Top _High**DUT: A13 Pro 5G; Type: Smart Phone; Serial: SZNS211213-64419E-SA-S1**

Communication System: UID 0, WCDMA (0); Frequency: 1907.6 MHz; Duty Cycle: 1:1

Medium parameters used (interpolated): $f = 1907.6$ MHz; $\sigma = 1.407$ S/m; $\epsilon_r = 40.724$; $\rho = 1000$ kg/m³

Phantom section: Flat Section

DASY5 Configuration:

- Probe: EX3DV4 - SN3619; ConvF(7.07, 7.07, 7.07) @ 1907.6 MHz;
- Sensor-Surface: 4mm (Mechanical Surface Detection)
- Electronics: DAE4 Sn1211; Calibrated: 2022/03/01
- Phantom: Twin SAM; Type: QD000P40CD; Serial: 1744
- Measurement SW: DASY52, Version 52.10 (4);

Body Top/WCDMA Band 2 High/Area Scan (71x91x1): Interpolated grid: dx=1.500 mm, dy=1.500 mm

Maximum value of SAR (interpolated) = 0.156 W/kg

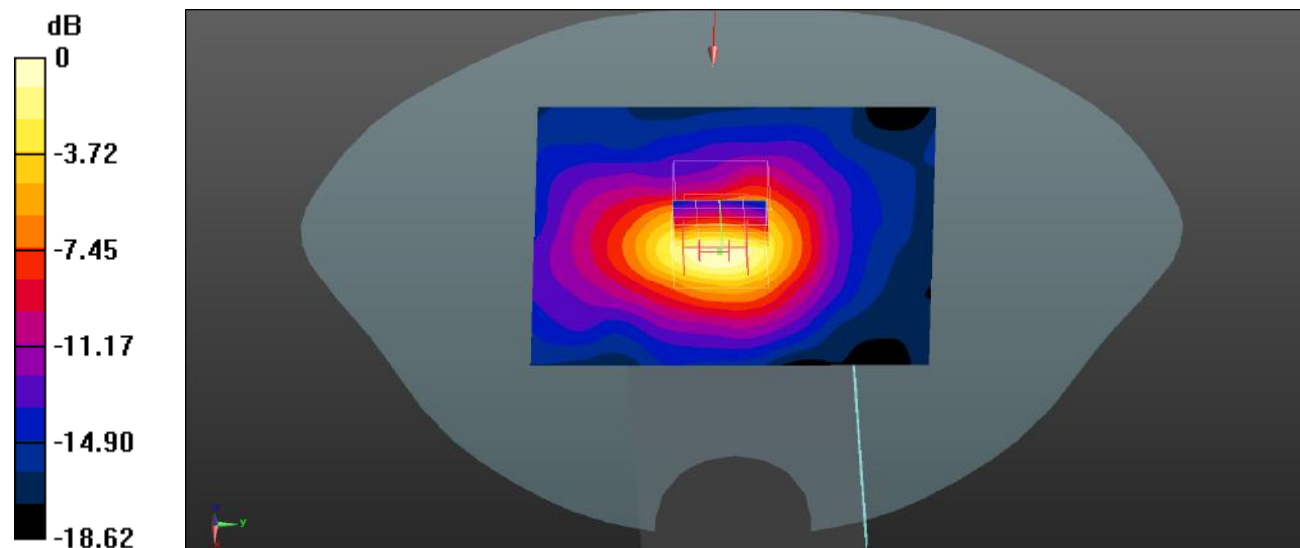
Body Top/WCDMA Band 2 High/Zoom Scan (5x5x7)/Cube 0: Measurement grid: dx=8mm, dy=8mm, dz=5mm

Reference Value = 9.538 V/m; Power Drift = -0.12 dB

Peak SAR (extrapolated) = 0.248 W/kg

SAR(1 g) = 0.138 W/kg; SAR(10 g) = 0.072 W/kg

Maximum value of SAR (measured) = 0.154 W/kg



0 dB = 0.154 W/kg = -8.12 dBW/kg

Plot 40#: WCDMA Band 5_ Head Left Cheek_Mid**DUT: A13 Pro 5G; Type: Smart Phone; Serial: SZNS211213-64419E-SA-S1**

Communication System: UID 0, WCDMA (0); Frequency: 836.6 MHz; Duty Cycle: 1:1

Medium parameters used (interpolated): $f = 836.6$ MHz; $\sigma = 0.905$ S/m; $\epsilon_r = 42.022$; $\rho = 1000$ kg/m³

Phantom section: Left Section

DASY5 Configuration:

- Probe: EX3DV4 - SN3619; ConvF(8.63, 8.63, 8.63) @ 836.6 MHz;
- Sensor-Surface: 4mm (Mechanical Surface Detection)
- Electronics: DAE4 Sn1211; Calibrated: 2022/03/01
- Phantom: Twin SAM; Type: QD000P40CD; Serial: 1744
- Measurement SW: DASY52, Version 52.10 (4);

Head Left Cheek/WCDMA Band 5 Mid/Area Scan (71x91x1): Interpolated grid: dx=1.500 mm, dy=1.500 mm

Maximum value of SAR (interpolated) = 0.188 W/kg

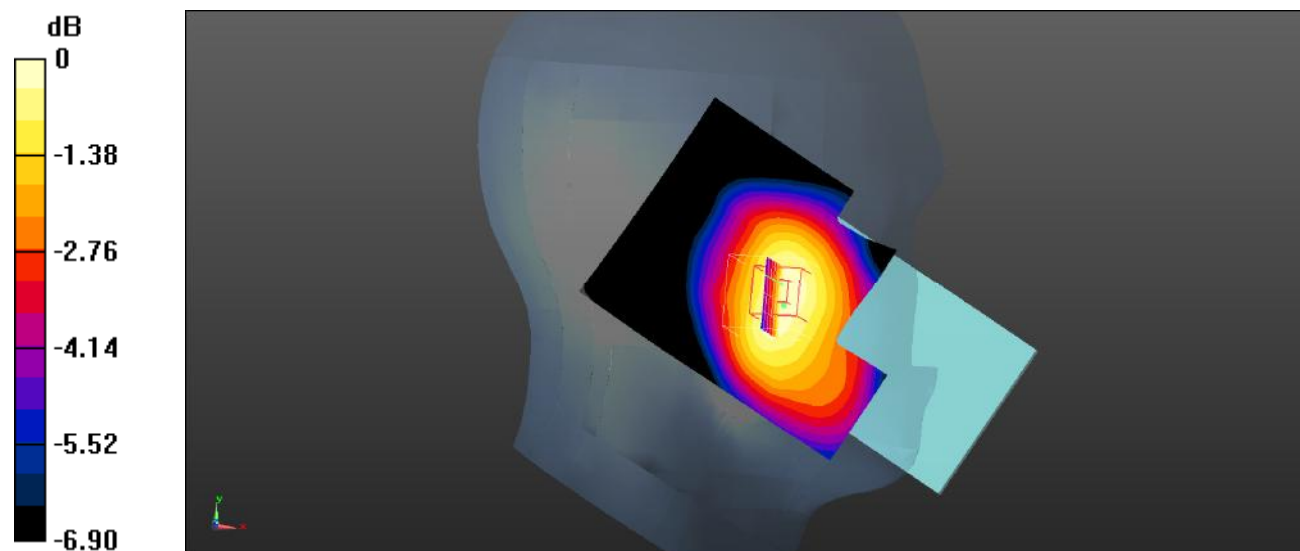
Head Left Cheek/WCDMA Band 5 Mid/Zoom Scan (5x5x7)/Cube 0: Measurement grid: dx=8mm, dy=8mm, dz=5mm

Reference Value = 3.651 V/m; Power Drift = 0.09 dB

Peak SAR (extrapolated) = 0.239 W/kg

SAR(1 g) = 0.182 W/kg; SAR(10 g) = 0.138 W/kg

Maximum value of SAR (measured) = 0.188 W/kg



0 dB = 0.188 W/kg = -7.26 dBW/kg

Plot 41#: WCDMA Band 5_ Head Left Tilt _Mid**DUT: A13 Pro 5G; Type: Smart Phone; Serial: SZNS211213-64419E-SA-S1**

Communication System: UID 0, WCDMA (0); Frequency: 836.6 MHz; Duty Cycle: 1:1

Medium parameters used (interpolated): $f = 836.6$ MHz; $\sigma = 0.905$ S/m; $\epsilon_r = 42.022$; $\rho = 1000$ kg/m³

Phantom section: Left Section

DASY5 Configuration:

- Probe: EX3DV4 - SN3619; ConvF(8.63, 8.63, 8.63) @ 836.6 MHz;
- Sensor-Surface: 4mm (Mechanical Surface Detection)
- Electronics: DAE4 Sn1211; Calibrated: 2022/03/01
- Phantom: Twin SAM; Type: QD000P40CD; Serial: 1744
- Measurement SW: DASY52, Version 52.10 (4);

Head Left Tilt/WCDMA Band 5 Mid/Area Scan (71x91x1): Interpolated grid: dx=1.500 mm, dy=1.500 mm

Maximum value of SAR (interpolated) = 0.144 W/kg

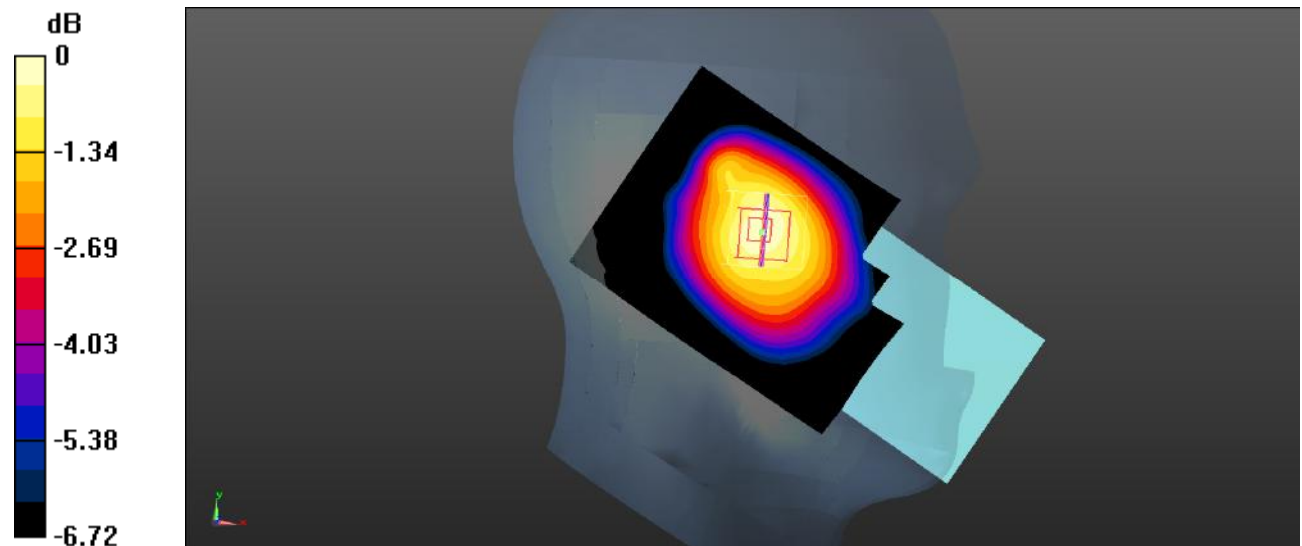
Head Left Tilt/WCDMA Band 5 Mid/Zoom Scan (5x5x7)/Cube 0: Measurement grid: dx=8mm, dy=8mm, dz=5mm

Reference Value = 8.216 V/m; Power Drift = -0.01 dB

Peak SAR (extrapolated) = 0.187 W/kg

SAR(1 g) = 0.138 W/kg; SAR(10 g) = 0.097 W/kg

Maximum value of SAR (measured) = 0.147 W/kg



0 dB = 0.147 W/kg = -8.33 dBW/kg

Plot 42#: WCDMA Band 5_ Head Right Cheek_Low**DUT: A13 Pro 5G; Type: Smart Phone; Serial: SZNS211213-64419E-SA-S1**

Communication System: UID 0, WCDMA (0); Frequency: 826.4 MHz; Duty Cycle: 1:1

Medium parameters used (interpolated): $f = 826.4$ MHz; $\sigma = 0.892$ S/m; $\epsilon_r = 42.088$; $\rho = 1000$ kg/m³

Phantom section: Right Section

DASY5 Configuration:

- Probe: EX3DV4 - SN3619; ConvF(8.63, 8.63, 8.63) @ 826.4 MHz;
- Sensor-Surface: 4mm (Mechanical Surface Detection)
- Electronics: DAE4 Sn1211; Calibrated: 2022/03/01
- Phantom: Twin SAM; Type: QD000P40CD; Serial: 1744
- Measurement SW: DASY52, Version 52.10 (4);

Head Right Cheek/WCDMA Band 5 Low/Area Scan (71x91x1): Interpolated grid: dx=1.500 mm, dy=1.500 mm

Maximum value of SAR (interpolated) = 0.208 W/kg


Head Right Cheek/WCDMA Band 5 Low/Zoom Scan (5x5x7)/Cube 0: Measurement grid: dx=8mm, dy=8mm, dz=5mm

Reference Value = 4.941 V/m; Power Drift = -0.18 dB

Peak SAR (extrapolated) = 0.272 W/kg

SAR(1 g) = 0.194 W/kg; SAR(10 g) = 0.145 W/kg

Maximum value of SAR (measured) = 0.202 W/kg



0 dB = 0.202 W/kg = -6.95 dBW/kg

Plot 43#: WCDMA Band 5_ Head Right Cheek_Mid**DUT: A13 Pro 5G; Type: Smart Phone; Serial: SZNS211213-64419E-SA-S1**

Communication System: UID 0, WCDMA (0); Frequency: 836.6 MHz; Duty Cycle: 1:1

Medium parameters used (interpolated): $f = 836.6$ MHz; $\sigma = 0.905$ S/m; $\epsilon_r = 42.022$; $\rho = 1000$ kg/m³

Phantom section: Right Section

DASY5 Configuration:

- Probe: EX3DV4 - SN3619; ConvF(8.63, 8.63, 8.63) @ 836.6 MHz;
- Sensor-Surface: 4mm (Mechanical Surface Detection)
- Electronics: DAE4 Sn1211; Calibrated: 2022/03/01
- Phantom: Twin SAM; Type: QD000P40CD; Serial: 1744
- Measurement SW: DASY52, Version 52.10 (4);

Head Right Cheek/WCDMA Band 5 Mid/Area Scan (71x91x1): Interpolated grid: dx=1.500 mm, dy=1.500 mm

Maximum value of SAR (interpolated) = 0.228 W/kg

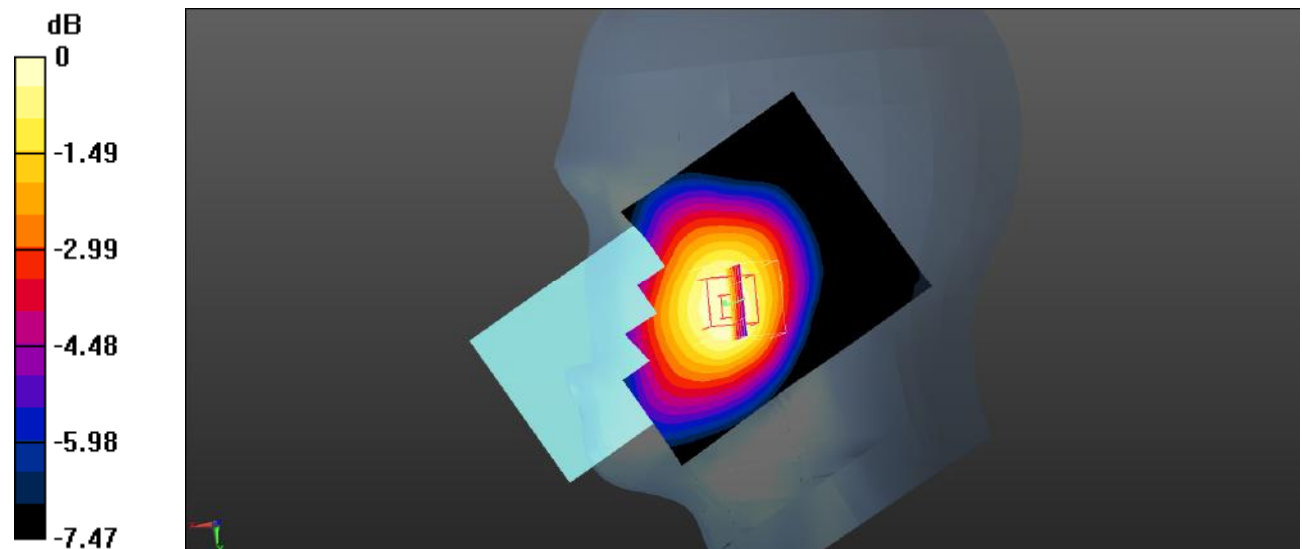
Head Right Cheek/WCDMA Band 5 Mid/Zoom Scan (5x5x7)/Cube 0: Measurement grid: dx=8mm, dy=8mm, dz=5mm

Reference Value = 3.514 V/m; Power Drift = 0.12 dB

Peak SAR (extrapolated) = 0.287 W/kg

SAR(1 g) = 0.211 W/kg; SAR(10 g) = 0.160 W/kg

Maximum value of SAR (measured) = 0.220 W/kg



0 dB = 0.220 W/kg = -6.58 dBW/kg

Plot 44#: WCDMA Band 5_ Head Right Cheek_High**DUT: A13 Pro 5G; Type: Smart Phone; Serial: SZNS211213-64419E-SA-S1**

Communication System: UID 0, WCDMA (0); Frequency: 846.6 MHz; Duty Cycle: 1:1

Medium parameters used (interpolated): $f = 846.6$ MHz; $\sigma = 0.916$ S/m; $\epsilon_r = 41.988$; $\rho = 1000$ kg/m³

Phantom section: Right Section

DASY5 Configuration:

- Probe: EX3DV4 - SN3619; ConvF(8.63, 8.63, 8.63) @ 846.6 MHz;
- Sensor-Surface: 4mm (Mechanical Surface Detection)
- Electronics: DAE4 Sn1211; Calibrated: 2022/03/01
- Phantom: Twin SAM; Type: QD000P40CD; Serial: 1744
- Measurement SW: DASY52, Version 52.10 (4);

Head Right Cheek/WCDMA Band 5 High/Area Scan (71x91x1): Interpolated grid: dx=1.500 mm, dy=1.500 mm

Maximum value of SAR (interpolated) = 0.236 W/kg

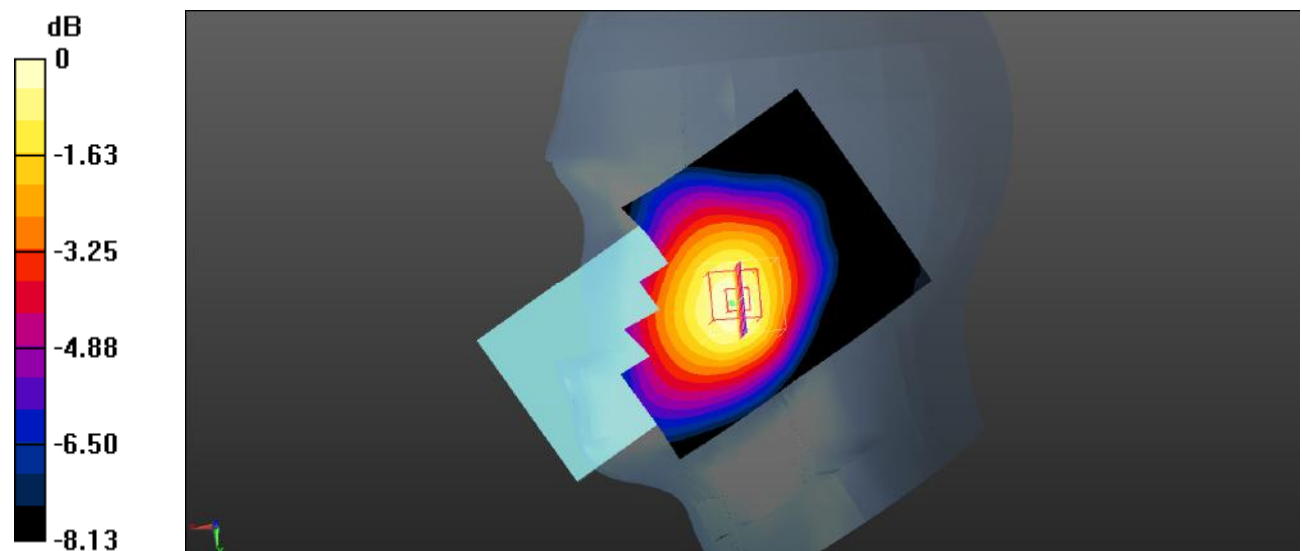
Head Right Cheek/WCDMA Band 5 High/Zoom Scan (5x5x7)/Cube 0: Measurement grid: dx=8mm, dy=8mm, dz=5mm

Reference Value = 4.853 V/m; Power Drift = 0.13 dB

Peak SAR (extrapolated) = 0.308 W/kg

SAR(1 g) = 0.226 W/kg; SAR(10 g) = 0.165 W/kg

Maximum value of SAR (measured) = 0.237 W/kg



0 dB = 0.237 W/kg = -6.25 dBW/kg

Plot 45#: WCDMA Band 5_ Head Right Tilt_Mid**DUT: A13 Pro 5G; Type: Smart Phone; Serial: SZNS211213-64419E-SA-S1**

Communication System: UID 0, WCDMA (0); Frequency: 836.6 MHz; Duty Cycle: 1:1

Medium parameters used (interpolated): $f = 836.6$ MHz; $\sigma = 0.905$ S/m; $\epsilon_r = 42.022$; $\rho = 1000$ kg/m³

Phantom section: Right Section

DASY5 Configuration:

- Probe: EX3DV4 - SN3619; ConvF(8.63, 8.63, 8.63) @ 836.6 MHz;
- Sensor-Surface: 4mm (Mechanical Surface Detection)
- Electronics: DAE4 Sn1211; Calibrated: 2022/03/01
- Phantom: Twin SAM; Type: QD000P40CD; Serial: 1744
- Measurement SW: DASY52, Version 52.10 (4);

Head Right Tilt/WCDMA Band 5 Mid/Area Scan (71x91x1): Interpolated grid: dx=1.500 mm, dy=1.500 mm

Maximum value of SAR (interpolated) = 0.108 W/kg


Head Right Tilt/WCDMA Band 5 Mid/Zoom Scan (5x5x7)/Cube 0: Measurement grid: dx=8mm, dy=8mm, dz=5mm

Reference Value = 6.954 V/m; Power Drift = 0.07 dB

Peak SAR (extrapolated) = 0.139 W/kg

SAR(1 g) = 0.103 W/kg; SAR(10 g) = 0.077 W/kg

Maximum value of SAR (measured) = 0.107 W/kg



0 dB = 0.107 W/kg = -9.71 dBW/kg

Plot 46#: WCDMA Band 5_ Body Front_Mid**DUT: A13 Pro 5G; Type: Smart Phone; Serial: SZNS211213-64419E-SA-S1**

Communication System: UID 0, WCDMA (0); Frequency: 836.6 MHz; Duty Cycle: 1:1

Medium parameters used (interpolated): $f = 836.6$ MHz; $\sigma = 0.905$ S/m; $\epsilon_r = 42.022$; $\rho = 1000$ kg/m³

Phantom section: Flat Section

DASY5 Configuration:

- Probe: EX3DV4 - SN3619; ConvF(8.63, 8.63, 8.63) @ 836.6 MHz;
- Sensor-Surface: 4mm (Mechanical Surface Detection)
- Electronics: DAE4 Sn1211; Calibrated: 2022/03/01
- Phantom: Twin SAM; Type: QD000P40CD; Serial: 1744
- Measurement SW: DASY52, Version 52.10 (4);

Body Front/WCDMA Band 5 Mid/Area Scan (71x91x1): Interpolated grid: dx=1.500 mm, dy=1.500 mm

Maximum value of SAR (interpolated) = 0.187 W/kg

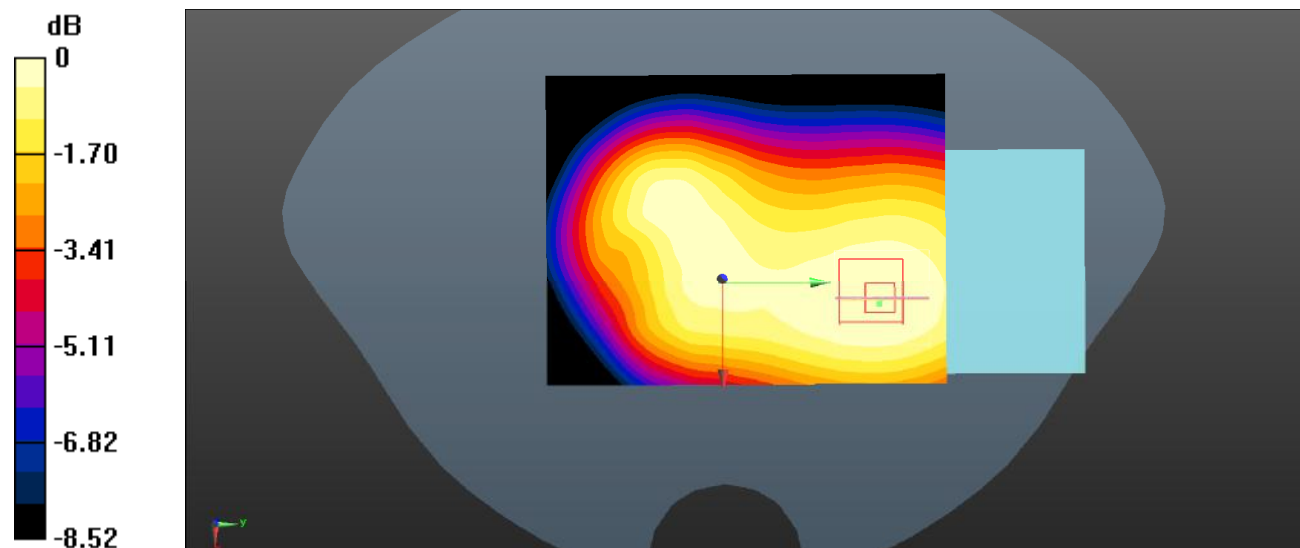
Body Front/WCDMA Band 5 Mid/Zoom Scan (5x5x7)/Cube 0: Measurement grid: dx=8mm, dy=8mm, dz=5mm

Reference Value = 13.54 V/m; Power Drift = 0.06 dB

Peak SAR (extrapolated) = 0.224 W/kg

SAR(1 g) = 0.178 W/kg; SAR(10 g) = 0.135 W/kg

Maximum value of SAR (measured) = 0.185 W/kg



0 dB = 0.185 W/kg = -7.33 dBW/kg

Plot 47#: WCDMA Band 5_ Body Back_Low**DUT: A13 Pro 5G; Type: Smart Phone; Serial: SZNS211213-64419E-SA-S1**

Communication System: UID 0, WCDMA (0); Frequency: 826.4 MHz; Duty Cycle: 1:1

Medium parameters used (interpolated): $f = 826.4$ MHz; $\sigma = 0.892$ S/m; $\epsilon_r = 42.088$; $\rho = 1000$ kg/m³

Phantom section: Flat Section

DASY5 Configuration:

- Probe: EX3DV4 - SN3619; ConvF(8.63, 8.63, 8.63) @ 826.4 MHz;
- Sensor-Surface: 4mm (Mechanical Surface Detection)
- Electronics: DAE4 Sn1211; Calibrated: 2022/03/01
- Phantom: Twin SAM; Type: QD000P40CD; Serial: 1744
- Measurement SW: DASY52, Version 52.10 (4);

Body Back/WCDMA Band 5 Low/Area Scan (71x91x1): Interpolated grid: dx=1.500 mm, dy=1.500 mm

Maximum value of SAR (interpolated) = 0.255 W/kg

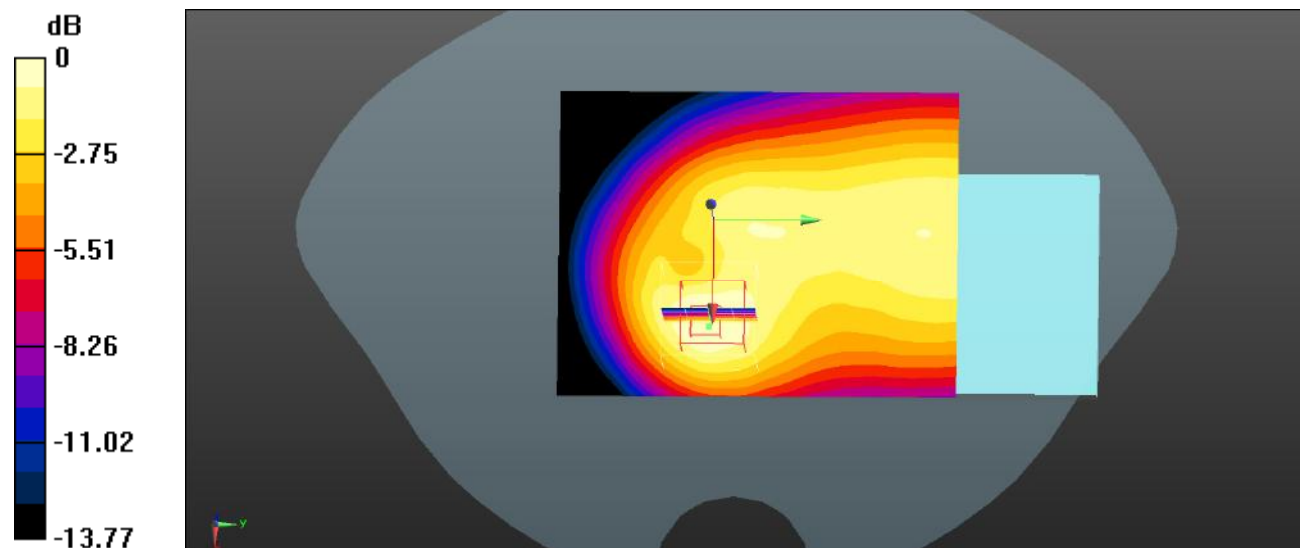
Body Back/WCDMA Band 5 Low/Zoom Scan (5x5x7)/Cube 0: Measurement grid: dx=8mm, dy=8mm, dz=5mm

Reference Value = 14.29 V/m; Power Drift = 0.06 dB

Peak SAR (extrapolated) = 0.398 W/kg

SAR(1 g) = 0.237 W/kg; SAR(10 g) = 0.141 W/kg

Maximum value of SAR (measured) = 0.255 W/kg



0 dB = 0.255 W/kg = -5.93 dBW/kg

Plot 48#: WCDMA Band 5_ Body Back_Mid**DUT: A13 Pro 5G; Type: Smart Phone; Serial: SZNS211213-64419E-SA-S1**

Communication System: UID 0, WCDMA (0); Frequency: 836.6 MHz; Duty Cycle: 1:1

Medium parameters used (interpolated): $f = 836.6$ MHz; $\sigma = 0.905$ S/m; $\epsilon_r = 42.022$; $\rho = 1000$ kg/m³

Phantom section: Flat Section

DASY5 Configuration:

- Probe: EX3DV4 - SN3619; ConvF(8.63, 8.63, 8.63) @ 836.6 MHz;
- Sensor-Surface: 4mm (Mechanical Surface Detection)
- Electronics: DAE4 Sn1211; Calibrated: 2022/03/01
- Phantom: Twin SAM; Type: QD000P40CD; Serial: 1744
- Measurement SW: DASY52, Version 52.10 (4);

Body Back/WCDMA Band 5 Mid/Area Scan (71x91x1): Interpolated grid: dx=1.500 mm, dy=1.500 mm

Maximum value of SAR (interpolated) = 0.298 W/kg

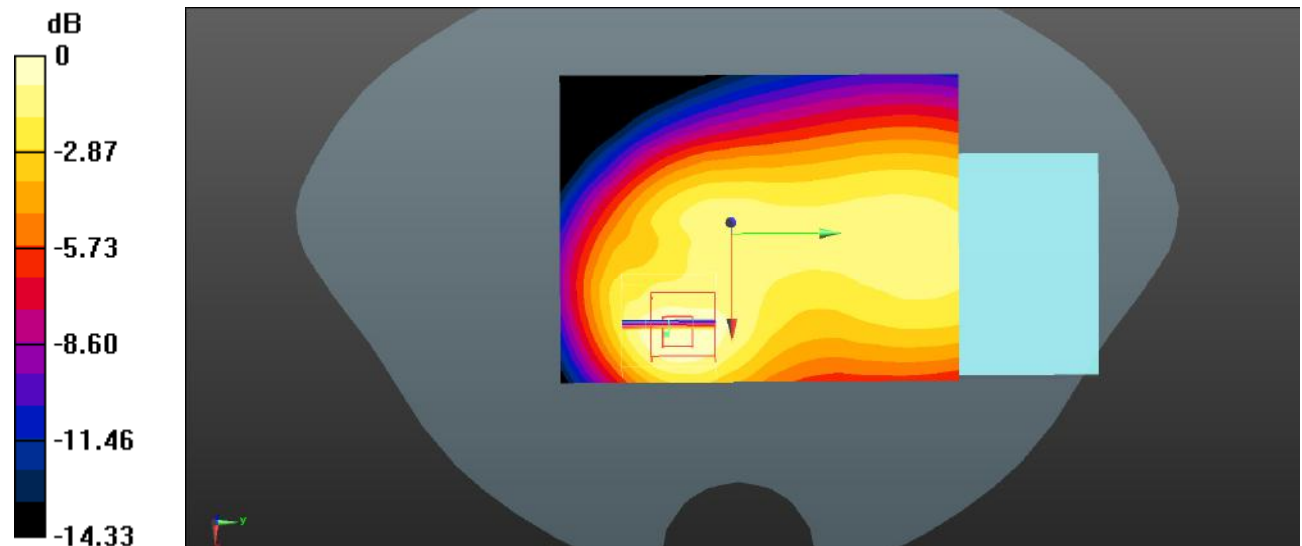
Body Back/WCDMA Band 5 Mid/Zoom Scan (5x5x7)/Cube 0: Measurement grid: dx=8mm, dy=8mm, dz=5mm

Reference Value = 15.95 V/m; Power Drift = -0.08 dB

Peak SAR (extrapolated) = 0.451 W/kg

SAR(1 g) = 0.270 W/kg; SAR(10 g) = 0.161 W/kg

Maximum value of SAR (measured) = 0.289 W/kg



0 dB = 0.289 W/kg = -5.39 dBW/kg

Plot 49#: WCDMA Band 5_ Body Back_High**DUT: A13 Pro 5G; Type: Smart Phone; Serial: SZNS211213-64419E-SA-S1**

Communication System: UID 0, WCDMA (0); Frequency: 846.6 MHz; Duty Cycle: 1:1

Medium parameters used (interpolated): $f = 846.6$ MHz; $\sigma = 0.916$ S/m; $\epsilon_r = 41.988$; $\rho = 1000$ kg/m³

Phantom section: Flat Section

DASY5 Configuration:

- Probe: EX3DV4 - SN3619; ConvF(8.63, 8.63, 8.63) @ 846.6 MHz;
- Sensor-Surface: 4mm (Mechanical Surface Detection)
- Electronics: DAE4 Sn1211; Calibrated: 2022/03/01
- Phantom: Twin SAM; Type: QD000P40CD; Serial: 1744
- Measurement SW: DASY52, Version 52.10 (4);

Body Back/WCDMA Band 5 High/Area Scan (71x91x1): Interpolated grid: dx=1.500 mm, dy=1.500 mm

Maximum value of SAR (interpolated) = 0.293 W/kg

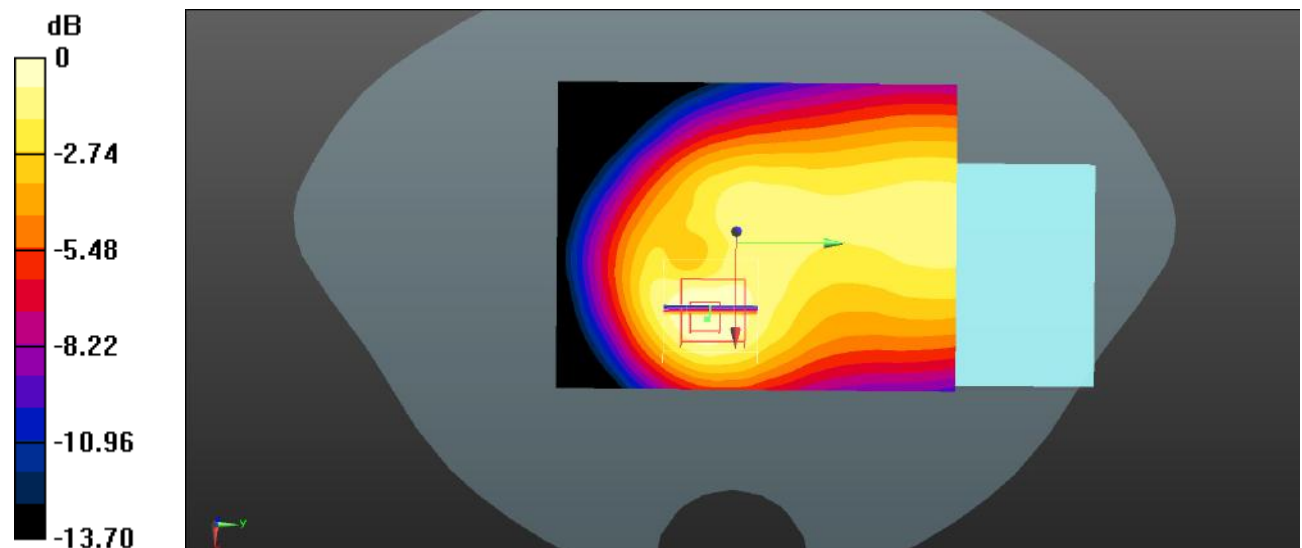
Body Back/WCDMA Band 5 High/Zoom Scan (5x5x7)/Cube 0: Measurement grid: dx=8mm, dy=8mm, dz=5mm

Reference Value = 15.11 V/m; Power Drift = 0.00 dB

Peak SAR (extrapolated) = 0.460 W/kg

SAR(1 g) = 0.273 W/kg; SAR(10 g) = 0.162 W/kg

Maximum value of SAR (measured) = 0.294 W/kg



0 dB = 0.294 W/kg = -5.32 dBW/kg

Plot 50#: WCDMA Band 5_ Body Left_Mid**DUT: A13 Pro 5G; Type: Smart Phone; Serial: SZNS211213-64419E-SA-S1**

Communication System: UID 0, WCDMA (0); Frequency: 836.6 MHz; Duty Cycle: 1:1

Medium parameters used (interpolated): $f = 836.6$ MHz; $\sigma = 0.905$ S/m; $\epsilon_r = 42.022$; $\rho = 1000$ kg/m³

Phantom section: Flat Section

DASY5 Configuration:

- Probe: EX3DV4 - SN3619; ConvF(8.63, 8.63, 8.63) @ 836.6 MHz;
- Sensor-Surface: 4mm (Mechanical Surface Detection)
- Electronics: DAE4 Sn1211; Calibrated: 2022/03/01
- Phantom: Twin SAM; Type: QD000P40CD; Serial: 1744
- Measurement SW: DASY52, Version 52.10 (4);

Body Left/WCDMA Band 5 Mid/Area Scan (71x91x1): Interpolated grid: dx=1.500 mm, dy=1.500 mm

Maximum value of SAR (interpolated) = 0.0964 W/kg

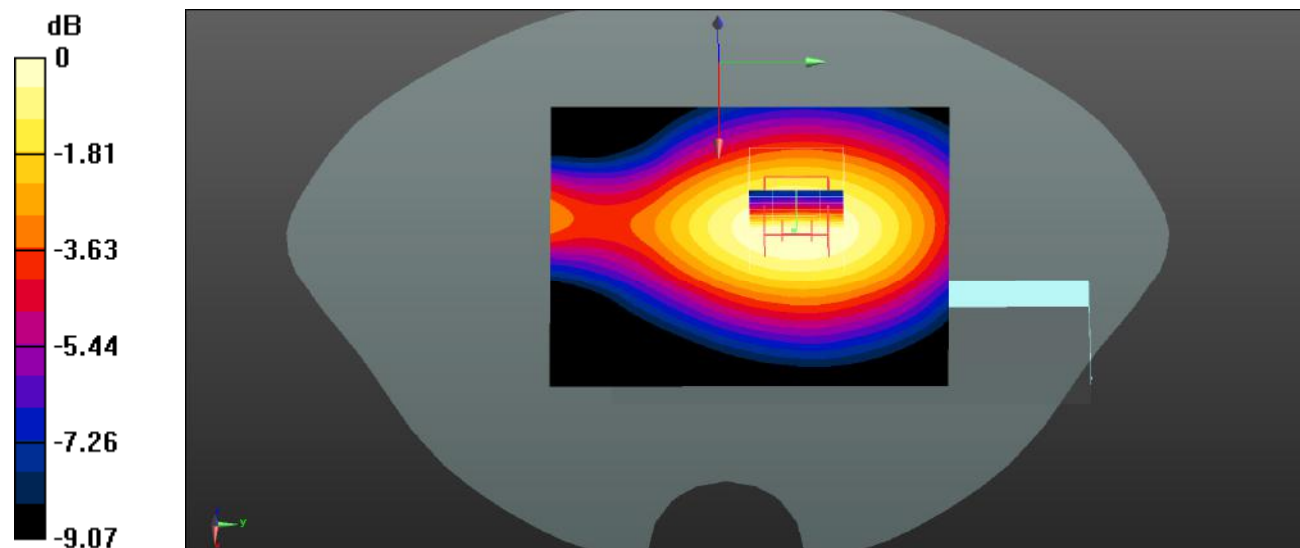
Body Left/WCDMA Band 5 Mid/Zoom Scan (5x5x7)/Cube 0: Measurement grid: dx=8mm, dy=8mm, dz=5mm

Reference Value = 8.808 V/m; Power Drift = -0.12 dB

Peak SAR (extrapolated) = 0.122 W/kg

SAR(1 g) = 0.089 W/kg; SAR(10 g) = 0.062 W/kg

Maximum value of SAR (measured) = 0.0941 W/kg



0 dB = 0.0941 W/kg = -10.26 dBW/kg

Plot 51#: WCDMA Band 5_ Body Right_Mid**DUT: A13 Pro 5G; Type: Smart Phone; Serial: SZNS211213-64419E-SA-S1**

Communication System: UID 0, WCDMA (0); Frequency: 836.6 MHz; Duty Cycle: 1:1

Medium parameters used (interpolated): $f = 836.6$ MHz; $\sigma = 0.905$ S/m; $\epsilon_r = 42.022$; $\rho = 1000$ kg/m³

Phantom section: Flat Section

DASY5 Configuration:

- Probe: EX3DV4 - SN3619; ConvF(8.63, 8.63, 8.63) @ 836.6 MHz;
- Sensor-Surface: 4mm (Mechanical Surface Detection)
- Electronics: DAE4 Sn1211; Calibrated: 2022/03/01
- Phantom: Twin SAM; Type: QD000P40CD; Serial: 1744
- Measurement SW: DASY52, Version 52.10 (4);

Body Right/WCDMA Band 5 Mid/Area Scan (71x91x1): Interpolated grid: dx=1.500 mm, dy=1.500 mm

Maximum value of SAR (interpolated) = 0.162 W/kg

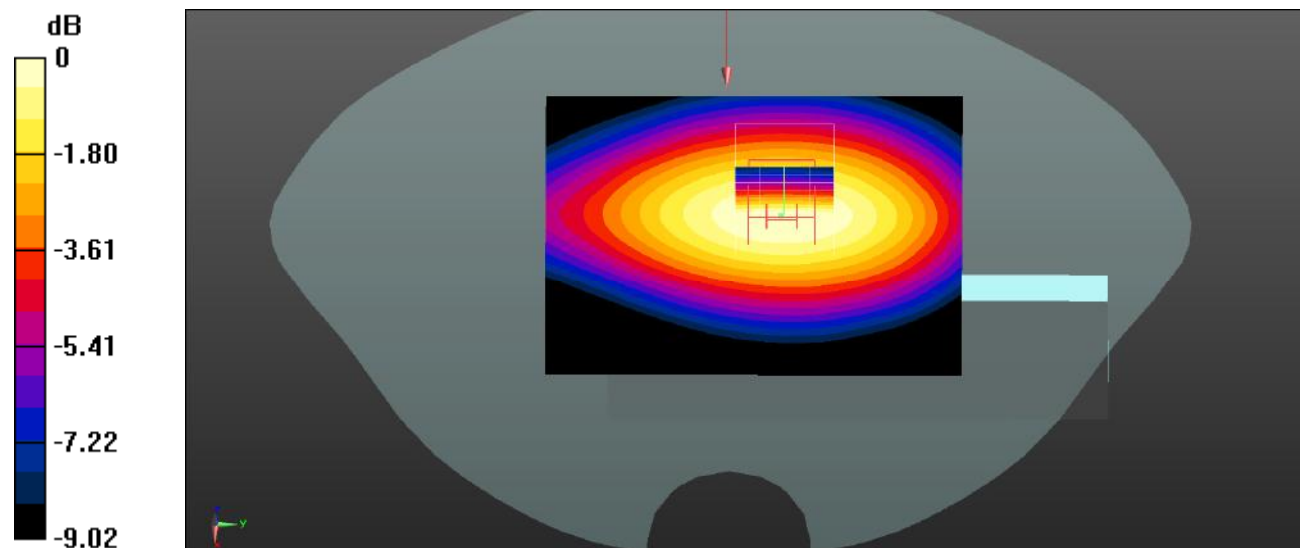
Body Right/WCDMA Band 5 Mid/Zoom Scan (5x5x7)/Cube 0: Measurement grid: dx=8mm, dy=8mm, dz=5mm

Reference Value = 11.93 V/m; Power Drift = -0.12 dB

Peak SAR (extrapolated) = 0.209 W/kg

SAR(1 g) = 0.152 W/kg; SAR(10 g) = 0.105 W/kg

Maximum value of SAR (measured) = 0.160 W/kg



0 dB = 0.160 W/kg = -7.96 dBW/kg

Plot 52#: WCDMA Band 5_ Body Bottom_Mid**DUT: A13 Pro 5G; Type: Smart Phone; Serial: SZNS211213-64419E-SA-S1**

Communication System: UID 0, WCDMA (0); Frequency: 836.6 MHz; Duty Cycle: 1:1

Medium parameters used (interpolated): $f = 836.6$ MHz; $\sigma = 0.905$ S/m; $\epsilon_r = 42.022$; $\rho = 1000$ kg/m³

Phantom section: Flat Section

DASY5 Configuration:

- Probe: EX3DV4 - SN3619; ConvF(8.63, 8.63, 8.63) @ 836.6 MHz;
- Sensor-Surface: 4mm (Mechanical Surface Detection)
- Electronics: DAE4 Sn1211; Calibrated: 2022/03/01
- Phantom: Twin SAM; Type: QD000P40CD; Serial: 1744
- Measurement SW: DASY52, Version 52.10 (4);

Body Bottom/WCDMA Band 5 Mid/Area Scan (71x91x1): Interpolated grid: dx=1.500 mm, dy=1.500 mm

Maximum value of SAR (interpolated) = 0.109 W/kg

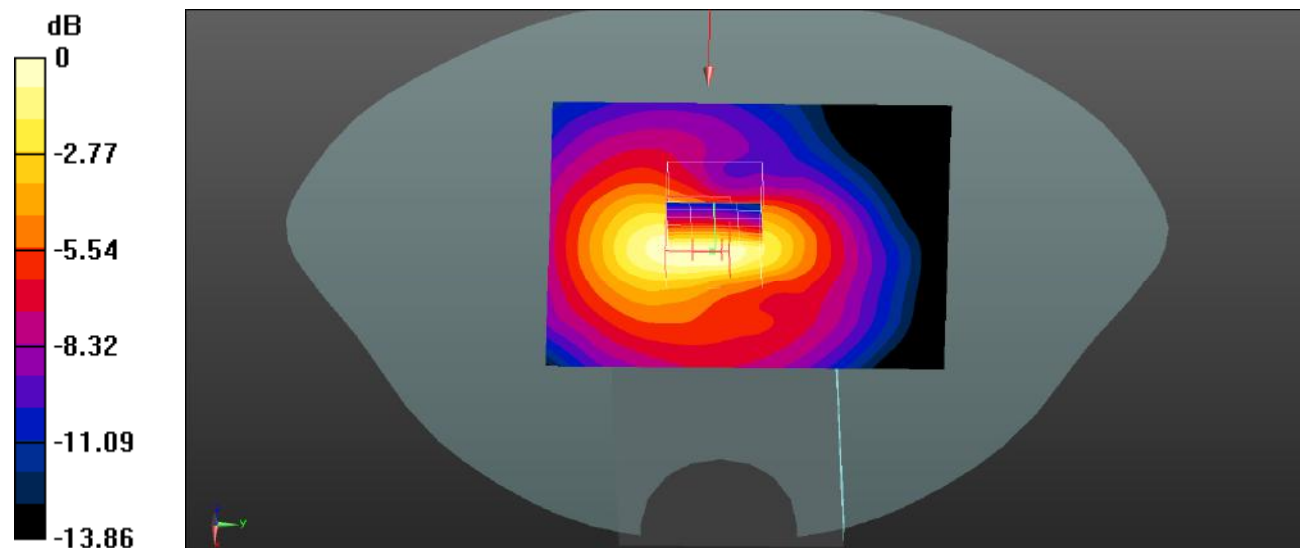
Body Bottom/WCDMA Band 5 Mid/Zoom Scan (5x5x7)/Cube 0: Measurement grid: dx=8mm, dy=8mm, dz=5mm

Reference Value = 10.77 V/m; Power Drift = -0.15 dB

Peak SAR (extrapolated) = 0.165 W/kg

SAR(1 g) = 0.097 W/kg; SAR(10 g) = 0.057 W/kg

Maximum value of SAR (measured) = 0.108 W/kg



0 dB = 0.108 W/kg = -9.67 dBW/kg

Plot 53#: LTE Band 2 1RB_ Head Left Cheek_Mid**DUT: A13 Pro 5G; Type: Smart Phone; Serial: SZNS211213-64419E-SA-S1**

Communication System: UID 0, Generic FDD-LTE (0); Frequency: 1880 MHz; Duty Cycle: 1:1

Medium parameters used (interpolated): $f = 1880$ MHz; $\sigma = 1.385$ S/m; $\epsilon_r = 40.823$; $\rho = 1000$ kg/m³

Phantom section: Left Section

DASY5 Configuration:

- Probe: EX3DV4 - SN3619; ConvF(7.07, 7.07, 7.07) @ 1880 MHz;
- Sensor-Surface: 4mm (Mechanical Surface Detection)
- Electronics: DAE4 Sn1211; Calibrated: 2022/03/01
- Phantom: Twin SAM; Type: QD000P40CD; Serial: 1744
- Measurement SW: DASY52, Version 52.10 (4);

Head Left Cheek/LTE Band 2 1RB Mid/Area Scan (71x91x1): Interpolated grid: dx=1.500 mm, dy=1.500 mm

Maximum value of SAR (interpolated) = 0.271 W/kg

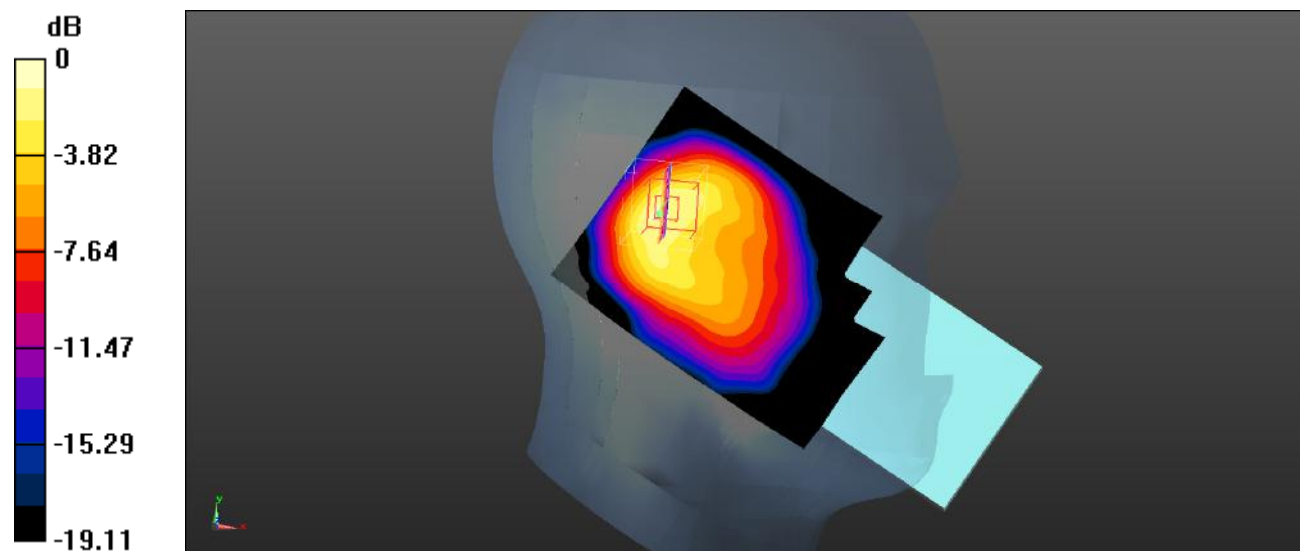
Head Left Cheek/LTE Band 2 1RB Mid/Zoom Scan (5x5x7)/Cube 0: Measurement grid: dx=8mm, dy=8mm, dz=5mm

Reference Value = 11.88 V/m; Power Drift = 0.21 dB

Peak SAR (extrapolated) = 0.527 W/kg

SAR(1 g) = 0.291 W/kg; SAR(10 g) = 0.151 W/kg

Maximum value of SAR (measured) = 0.340 W/kg



0 dB = 0.340 W/kg = -4.69 dBW/kg

Plot 54#: LTE Band 2 50%RB_ Head Left Cheek_Mid**DUT: A13 Pro 5G; Type: Smart Phone; Serial: SZNS211213-64419E-SA-S1**

Communication System: UID 0, Generic FDD-LTE (0); Frequency: 1880 MHz; Duty Cycle: 1:1

Medium parameters used (interpolated): $f = 1880$ MHz; $\sigma = 1.385$ S/m; $\epsilon_r = 40.823$; $\rho = 1000$ kg/m³

Phantom section: Left Section

DASY5 Configuration:

- Probe: EX3DV4 - SN3619; ConvF(7.07, 7.07, 7.07) @ 1880 MHz;
- Sensor-Surface: 4mm (Mechanical Surface Detection)
- Electronics: DAE4 Sn1211; Calibrated: 2022/03/01
- Phantom: Twin SAM; Type: QD000P40CD; Serial: 1744
- Measurement SW: DASY52, Version 52.10 (4);

Head Left Cheek/LTE Band 2 50%RB Mid/Area Scan (71x91x1): Interpolated grid: dx=1.500 mm, dy=1.500 mm

Maximum value of SAR (interpolated) = 0.223 W/kg

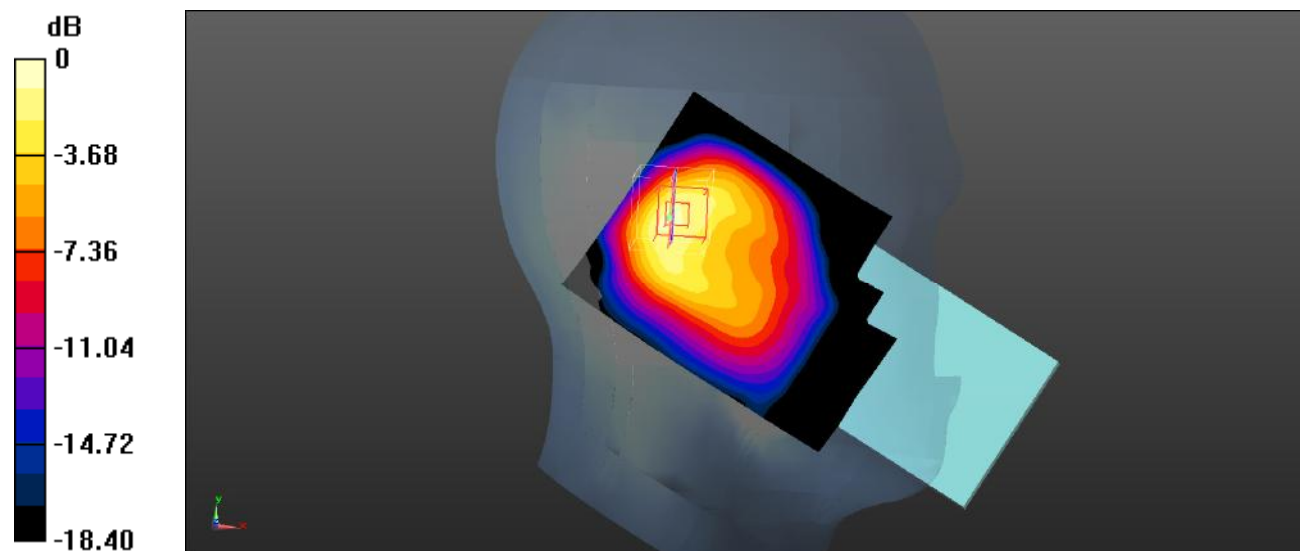
Head Left Cheek/LTE Band 2 50%RB Mid/Zoom Scan (5x5x7)/Cube 0: Measurement grid: dx=8mm, dy=8mm, dz=5mm

Reference Value = 10.65 V/m; Power Drift = 0.15 dB

Peak SAR (extrapolated) = 0.445 W/kg

SAR(1 g) = 0.243 W/kg; SAR(10 g) = 0.125 W/kg

Maximum value of SAR (measured) = 0.266 W/kg



0 dB = 0.266 W/kg = -5.75 dBW/kg

Plot 55#: LTE Band 2 1RB_ Head Left Tilt_Low**DUT: A13 Pro 5G; Type: Smart Phone; Serial: SZNS211213-64419E-SA-S1**

Communication System: UID 0, Generic FDD-LTE (0); Frequency: 1860 MHz; Duty Cycle: 1:1

Medium parameters used (interpolated): $f = 1860$ MHz; $\sigma = 1.392$ S/m; $\epsilon_r = 40.795$; $\rho = 1000$ kg/m³

Phantom section: Left Section

DASY5 Configuration:

- Probe: EX3DV4 - SN3619; ConvF(7.07, 7.07, 7.07) @ 1860 MHz;
- Sensor-Surface: 4mm (Mechanical Surface Detection)
- Electronics: DAE4 Sn1211; Calibrated: 2022/03/01
- Phantom: Twin SAM; Type: QD000P40CD; Serial: 1744
- Measurement SW: DASY52, Version 52.10 (2);

Head Left Tilt/LTE Band 2 1RB Low/Area Scan (71x91x1): Interpolated grid: dx=1.500 mm, dy=1.500 mm

Maximum value of SAR (interpolated) = 0.485 W/kg

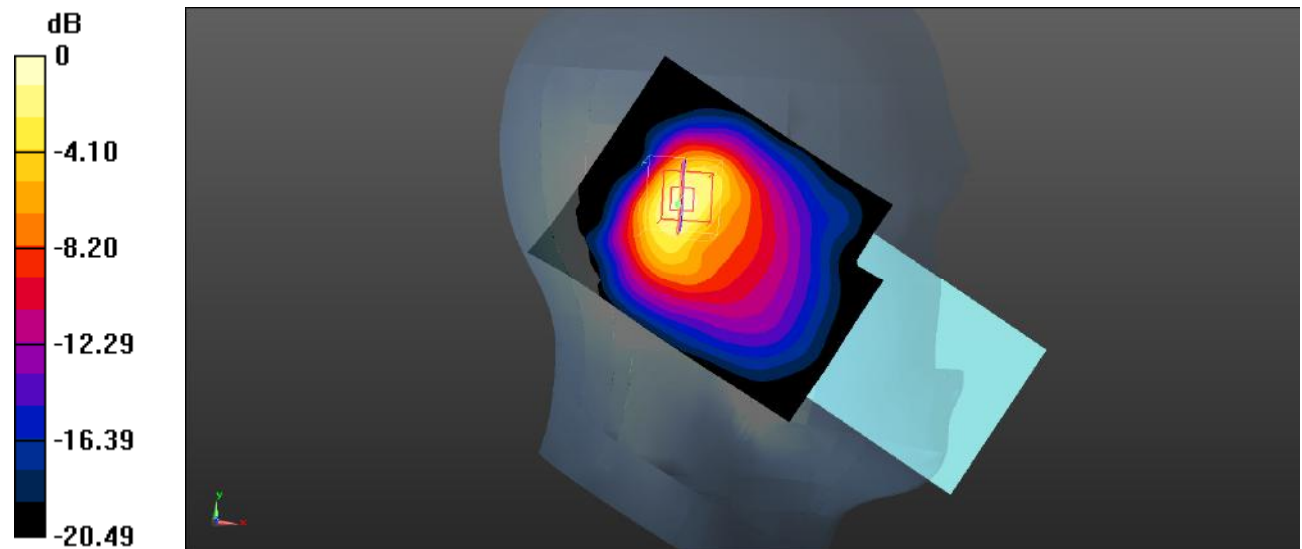
Head Left Tilt/LTE Band 2 1RB Low/Zoom Scan (5x5x7)/Cube 0: Measurement grid: dx=8mm, dy=8mm, dz=5mm

Reference Value = 16.43 V/m; Power Drift = -0.12 dB

Peak SAR (extrapolated) = 0.856 W/kg

SAR(1 g) = 0.466 W/kg; SAR(10 g) = 0.232 W/kg

Maximum value of SAR (measured) = 0.550 W/kg



0 dB = 0.550 W/kg = -2.60 dBW/kg

Plot 56#: LTE Band 2 1RB_ Head Left Tilt_Mid**DUT: A13 Pro 5G; Type: Smart Phone; Serial: SZNS211213-64419E-SA-S1**

Communication System: UID 0, Generic FDD-LTE (0); Frequency: 1880 MHz; Duty Cycle: 1:1

Medium parameters used (interpolated): $f = 1880$ MHz; $\sigma = 1.385$ S/m; $\epsilon_r = 40.823$; $\rho = 1000$ kg/m³

Phantom section: Left Section

DASY5 Configuration:

- Probe: EX3DV4 - SN3619; ConvF(7.07, 7.07, 7.07) @ 1880 MHz;
- Sensor-Surface: 4mm (Mechanical Surface Detection)
- Electronics: DAE4 Sn1211; Calibrated: 2022/03/01
- Phantom: Twin SAM; Type: QD000P40CD; Serial: 1744
- Measurement SW: DASY52, Version 52.10 (4);

Head Left Tilt/LTE Band 2 1RB Mid/Area Scan (71x91x1): Interpolated grid: dx=1.500 mm, dy=1.500 mm

Maximum value of SAR (interpolated) = 0.382 W/kg

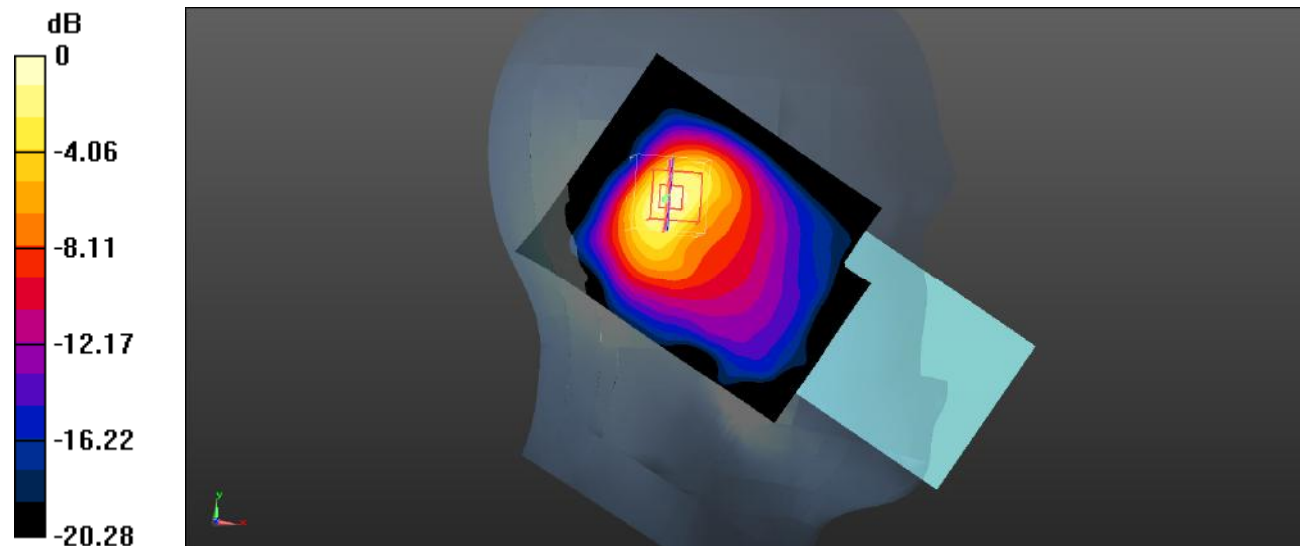
Head Left Tilt/LTE Band 2 1RB Mid/Zoom Scan (5x5x7)/Cube 0: Measurement grid: dx=8mm, dy=8mm, dz=5mm

Reference Value = 13.87 V/m; Power Drift = 0.08 dB

Peak SAR (extrapolated) = 0.708 W/kg

SAR(1 g) = 0.379 W/kg; SAR(10 g) = 0.187 W/kg

Maximum value of SAR (measured) = 0.437 W/kg



0 dB = 0.437 W/kg = -3.60 dBW/kg

Plot 57#: LTE Band 2 1RB_ Head Left Tilt_High**DUT: A13 Pro 5G; Type: Smart Phone; Serial: SZNS211213-64419E-SA-S1**

Communication System: UID 0, Generic FDD-LTE (0); Frequency: 1900 MHz; Duty Cycle: 1:1

Medium parameters used: $f = 1900$ MHz; $\sigma = 1.414$ S/m; $\epsilon_r = 40.865$; $\rho = 1000$ kg/m³

Phantom section: Left Section

DASY5 Configuration:

- Probe: EX3DV4 - SN3619; ConvF(7.07, 7.07, 7.07) @ 1900 MHz;
- Sensor-Surface: 4mm (Mechanical Surface Detection)
- Electronics: DAE4 Sn1211; Calibrated: 2022/03/01
- Phantom: Twin SAM; Type: QD000P40CD; Serial: 1744
- Measurement SW: DASY52, Version 52.10 (2);

Head Left Tilt/LTE Band 2 1RB High/Area Scan (71x91x1): Interpolated grid: dx=1.500 mm, dy=1.500 mm

Maximum value of SAR (interpolated) = 0.326 W/kg

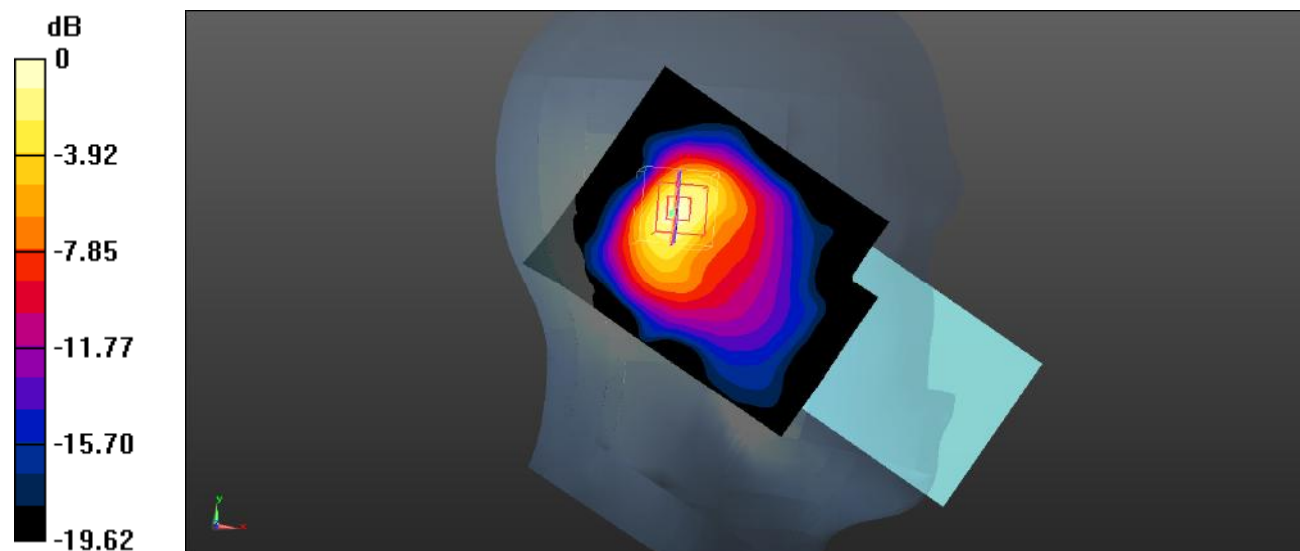
Head Left Tilt/LTE Band 2 1RB High/Zoom Scan (5x5x7)/Cube 0: Measurement grid: dx=8mm, dy=8mm, dz=5mm

Reference Value = 12.97 V/m; Power Drift = 0.08 dB

Peak SAR (extrapolated) = 0.593 W/kg

SAR(1 g) = 0.320 W/kg; SAR(10 g) = 0.159 W/kg

Maximum value of SAR (measured) = 0.371 W/kg



0 dB = 0.371 W/kg = -4.31 dBW/kg

Plot 58#: LTE Band 2 50%RB_ Head Left Tilt_Mid**DUT: A13 Pro 5G; Type: Smart Phone; Serial: SZNS211213-64419E-SA-S1**

Communication System: UID 0, Generic FDD-LTE (0); Frequency: 1880 MHz; Duty Cycle: 1:1

Medium parameters used (interpolated): $f = 1880$ MHz; $\sigma = 1.385$ S/m; $\epsilon_r = 40.823$; $\rho = 1000$ kg/m³

Phantom section: Left Section

DASY5 Configuration:

- Probe: EX3DV4 - SN3619; ConvF(7.07, 7.07, 7.07) @ 1880 MHz;
- Sensor-Surface: 4mm (Mechanical Surface Detection)
- Electronics: DAE4 Sn1211; Calibrated: 2022/03/01
- Phantom: Twin SAM; Type: QD000P40CD; Serial: 1744
- Measurement SW: DASY52, Version 52.10 (4);

Head Left Tilt/LTE Band 2 50%RB Mid/Area Scan (71x91x1): Interpolated grid: dx=1.500 mm, dy=1.500 mm

Maximum value of SAR (interpolated) = 0.323 W/kg

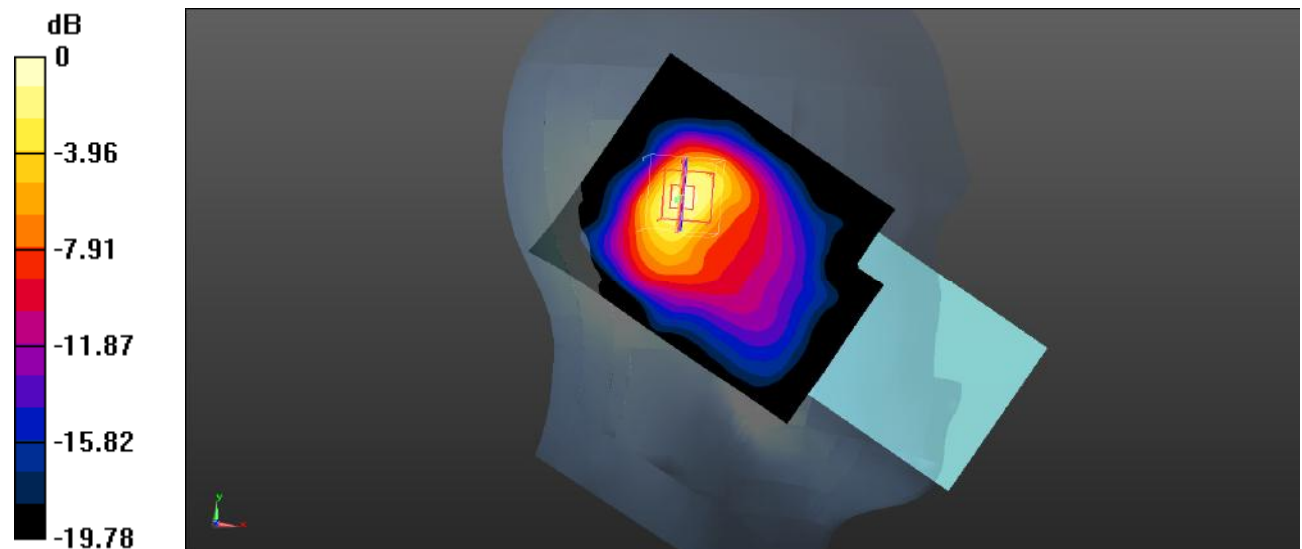
Head Left Tilt/LTE Band 2 50%RB Mid/Zoom Scan (5x5x7)/Cube 0: Measurement grid: dx=8mm, dy=8mm, dz=5mm

Reference Value = 13.12 V/m; Power Drift = 0.06 dB

Peak SAR (extrapolated) = 0.589 W/kg

SAR(1 g) = 0.317 W/kg; SAR(10 g) = 0.156 W/kg

Maximum value of SAR (measured) = 0.368 W/kg



0 dB = 0.368 W/kg = -4.34 dBW/kg

Plot 59#: LTE Band 2 1RB_ Head Righth Cheek_Mid**DUT: A13 Pro 5G; Type: Smart Phone; Serial: SZNS211213-64419E-SA-S1**

Communication System: UID 0, Generic FDD-LTE (0); Frequency: 1880 MHz; Duty Cycle: 1:1

Medium parameters used (interpolated): $f = 1880$ MHz; $\sigma = 1.385$ S/m; $\epsilon_r = 40.823$; $\rho = 1000$ kg/m³

Phantom section: Right Section

DASY5 Configuration:

- Probe: EX3DV4 - SN3619; ConvF(7.07, 7.07, 7.07) @ 1880 MHz;
- Sensor-Surface: 4mm (Mechanical Surface Detection)
- Electronics: DAE4 Sn1211; Calibrated: 2022/03/01
- Phantom: Twin SAM; Type: QD000P40CD; Serial: 1744
- Measurement SW: DASY52, Version 52.10 (4);

Head Right Cheek/LTE Band 2 1RB Mid/Area Scan (71x91x1): Interpolated grid: dx=1.500 mm, dy=1.500 mm

Maximum value of SAR (interpolated) = 0.394 W/kg

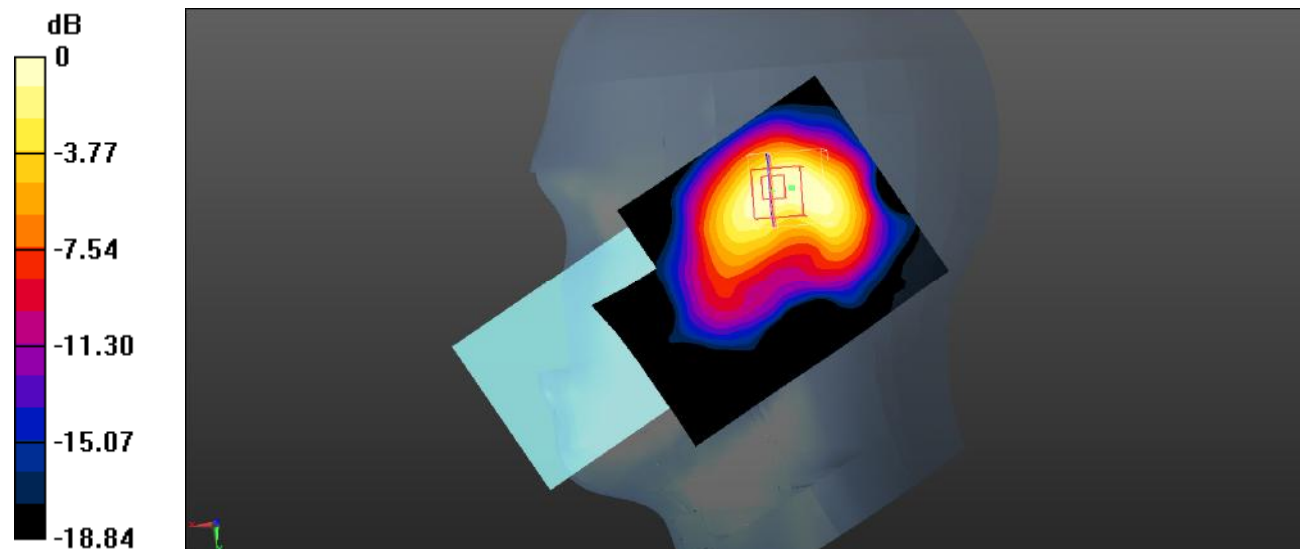
Head Right Cheek/LTE Band 2 1RB Mid/Zoom Scan (5x5x7)/Cube 0: Measurement grid: dx=8mm, dy=8mm, dz=5mm

Reference Value = 14.12 V/m; Power Drift = -0.00 dB

Peak SAR (extrapolated) = 0.569 W/kg

SAR(1 g) = 0.313 W/kg; SAR(10 g) = 0.173 W/kg

Maximum value of SAR (measured) = 0.344 W/kg



0 dB = 0.344 W/kg = -4.63 dBW/kg

Plot 60#: LTE Band 2 50%RB_ Head Righth Cheek_Mid**DUT: A13 Pro 5G; Type: Smart Phone; Serial: SZNS211213-64419E-SA-S1**

Communication System: UID 0, Generic FDD-LTE (0); Frequency: 1880 MHz; Duty Cycle: 1:1

Medium parameters used (interpolated): $f = 1880$ MHz; $\sigma = 1.385$ S/m; $\epsilon_r = 40.823$; $\rho = 1000$ kg/m³

Phantom section: Right Section

DASY5 Configuration:

- Probe: EX3DV4 - SN3619; ConvF(7.07, 7.07, 7.07) @ 1880 MHz;
- Sensor-Surface: 4mm (Mechanical Surface Detection)
- Electronics: DAE4 Sn1211; Calibrated: 2022/03/01
- Phantom: Twin SAM; Type: QD000P40CD; Serial: 1744
- Measurement SW: DASY52, Version 52.10 (4);

Head Right Cheek/LTE Band 2 50%RB Mid/Area Scan (71x91x1): Interpolated grid: dx=1.500 mm, dy=1.500 mm

Maximum value of SAR (interpolated) = 0.324 W/kg

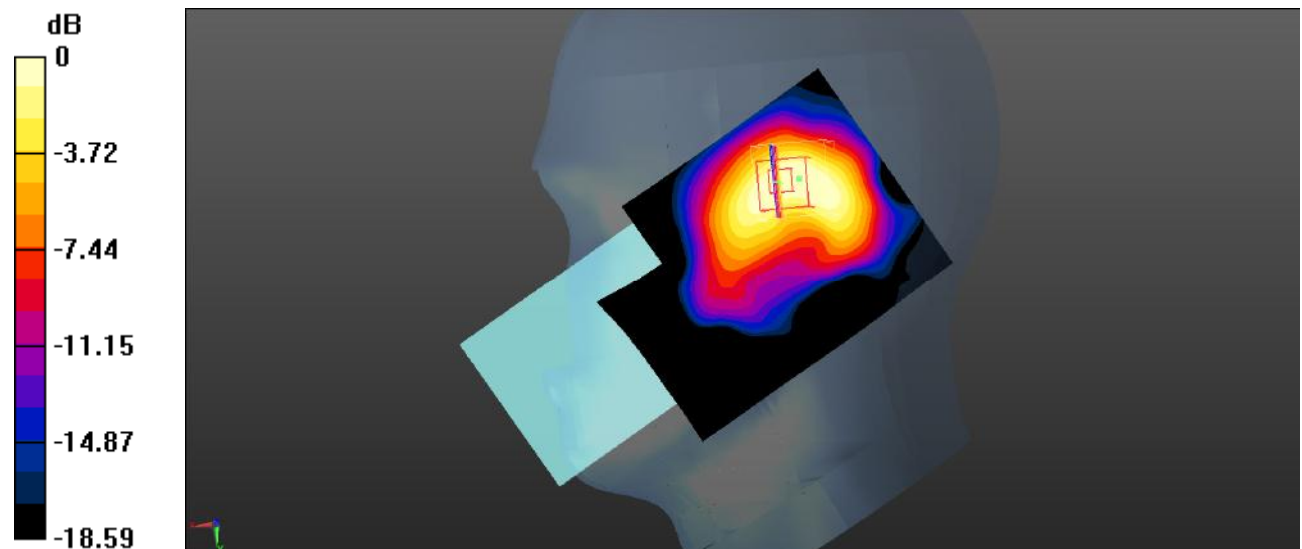
Head Right Cheek/LTE Band 2 50%RB Mid/Zoom Scan (5x5x7)/Cube 0: Measurement grid: dx=8mm, dy=8mm, dz=5mm

Reference Value = 12.65 V/m; Power Drift = 0.13 dB

Peak SAR (extrapolated) = 0.474 W/kg

SAR(1 g) = 0.259 W/kg; SAR(10 g) = 0.142 W/kg

Maximum value of SAR (measured) = 0.281 W/kg



0 dB = 0.281 W/kg = -5.51 dBW/kg

Plot 61#: LTE Band 2 1RB_ Head Righth Tilt_Mid**DUT: A13 Pro 5G; Type: Smart Phone; Serial: SZNS211213-64419E-SA-S1**

Communication System: UID 0, Generic FDD-LTE (0); Frequency: 1880 MHz; Duty Cycle: 1:1

Medium parameters used (interpolated): $f = 1880$ MHz; $\sigma = 1.385$ S/m; $\epsilon_r = 40.823$; $\rho = 1000$ kg/m³

Phantom section: Right Section

DASY5 Configuration:

- Probe: EX3DV4 - SN3619; ConvF(7.07, 7.07, 7.07) @ 1880 MHz;
- Sensor-Surface: 4mm (Mechanical Surface Detection)
- Electronics: DAE4 Sn1211; Calibrated: 2022/03/01
- Phantom: Twin SAM; Type: QD000P40CD; Serial: 1744
- Measurement SW: DASY52, Version 52.10 (4);

Head Right Tilt/LTE Band 2 1RB Mid/Area Scan (71x81x1): Interpolated grid: dx=1.500 mm, dy=1.500 mm

Maximum value of SAR (interpolated) = 0.321 W/kg

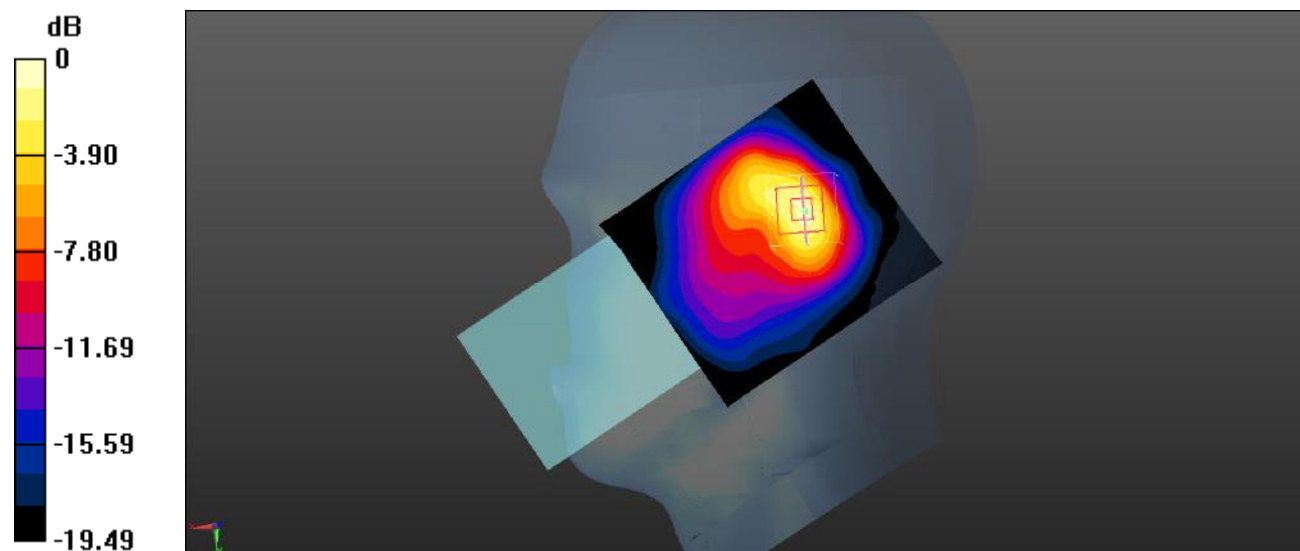
Head Right Tilt/LTE Band 2 1RB Mid/Zoom Scan (5x5x7)/Cube 0: Measurement grid: dx=8mm, dy=8mm, dz=5mm

Reference Value = 16.04 V/m; Power Drift = 0.15 dB

Peak SAR (extrapolated) = 0.595 W/kg

SAR(1 g) = 0.321 W/kg; SAR(10 g) = 0.158 W/kg

Maximum value of SAR (measured) = 0.380 W/kg



0 dB = 0.380 W/kg = -4.20 dBW/kg

Plot 62#: LTE Band 2 50%RB_ Head Righth Tilt_Mid**DUT: A13 Pro 5G; Type: Smart Phone; Serial: SZNS211213-64419E-SA-S1**

Communication System: UID 0, Generic FDD-LTE (0); Frequency: 1880 MHz; Duty Cycle: 1:1

Medium parameters used (interpolated): $f = 1880$ MHz; $\sigma = 1.385$ S/m; $\epsilon_r = 40.823$; $\rho = 1000$ kg/m³

Phantom section: Right Section

DASY5 Configuration:

- Probe: EX3DV4 - SN3619; ConvF(7.07, 7.07, 7.07) @ 1880 MHz;
- Sensor-Surface: 4mm (Mechanical Surface Detection)
- Electronics: DAE4 Sn1211; Calibrated: 2022/03/01
- Phantom: Twin SAM; Type: QD000P40CD; Serial: 1744
- Measurement SW: DASY52, Version 52.10 (4);

Head Right Tilt/LTE Band 2 50%RB Mid/Area Scan (71x81x1): Interpolated grid: dx=1.500 mm, dy=1.500 mm

Maximum value of SAR (interpolated) = 0.326 W/kg

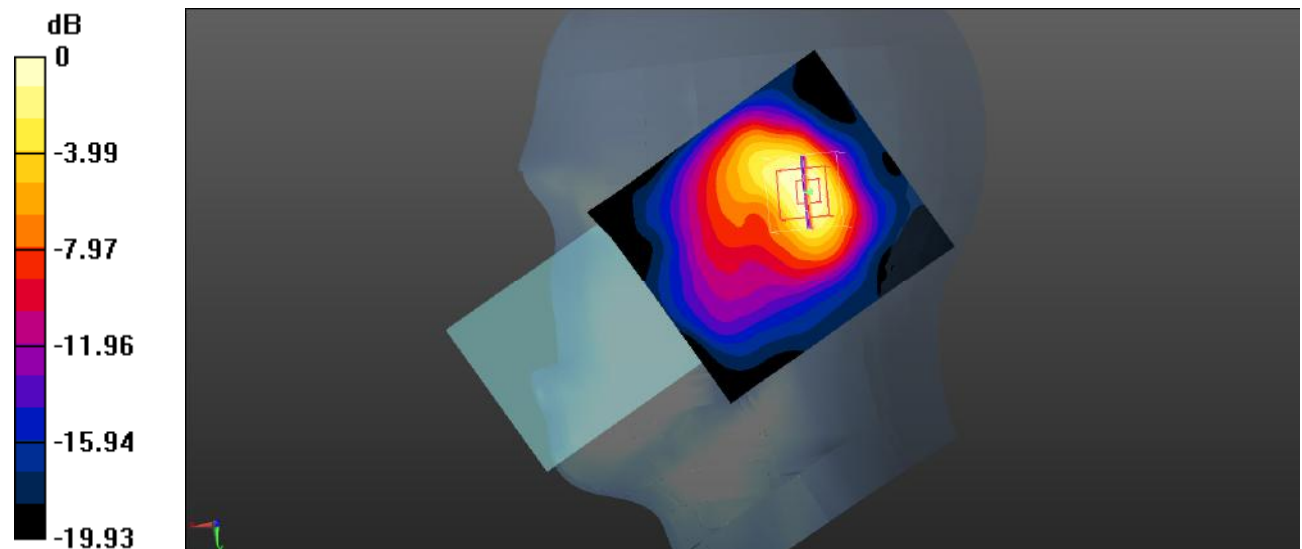
Head Right Tilt/LTE Band 2 50%RB Mid/Zoom Scan (5x5x7)/Cube 0: Measurement grid: dx=8mm, dy=8mm, dz=5mm

Reference Value = 16.06 V/m; Power Drift = -0.18 dB

Peak SAR (extrapolated) = 0.478 W/kg

SAR(1 g) = 0.259 W/kg; SAR(10 g) = 0.130 W/kg

Maximum value of SAR (measured) = 0.309 W/kg



0 dB = 0.309 W/kg = -5.10 dBW/kg

Plot 63#: LTE Band 2 1RB_ Body Front_Mid**DUT: A13 Pro 5G; Type: Smart Phone; Serial: SZNS211213-64419E-SA-S1**

Communication System: UID 0, Generic FDD-LTE (0); Frequency: 1880 MHz; Duty Cycle: 1:1

Medium parameters used (interpolated): $f = 1880$ MHz; $\sigma = 1.385$ S/m; $\epsilon_r = 40.823$; $\rho = 1000$ kg/m³

Phantom section: Flat Section

DASY5 Configuration:

- Probe: EX3DV4 - SN3619; ConvF(7.07, 7.07, 7.07) @ 1880 MHz;
- Sensor-Surface: 4mm (Mechanical Surface Detection)
- Electronics: DAE4 Sn1211; Calibrated: 2022/03/01
- Phantom: Twin SAM; Type: QD000P40CD; Serial: 1744
- Measurement SW: DASY52, Version 52.10 (4);

Body Front/LTE Band 2 1RB Mid/Area Scan (71x91x1): Interpolated grid: dx=1.500 mm, dy=1.500 mm

Maximum value of SAR (interpolated) = 0.0910 W/kg

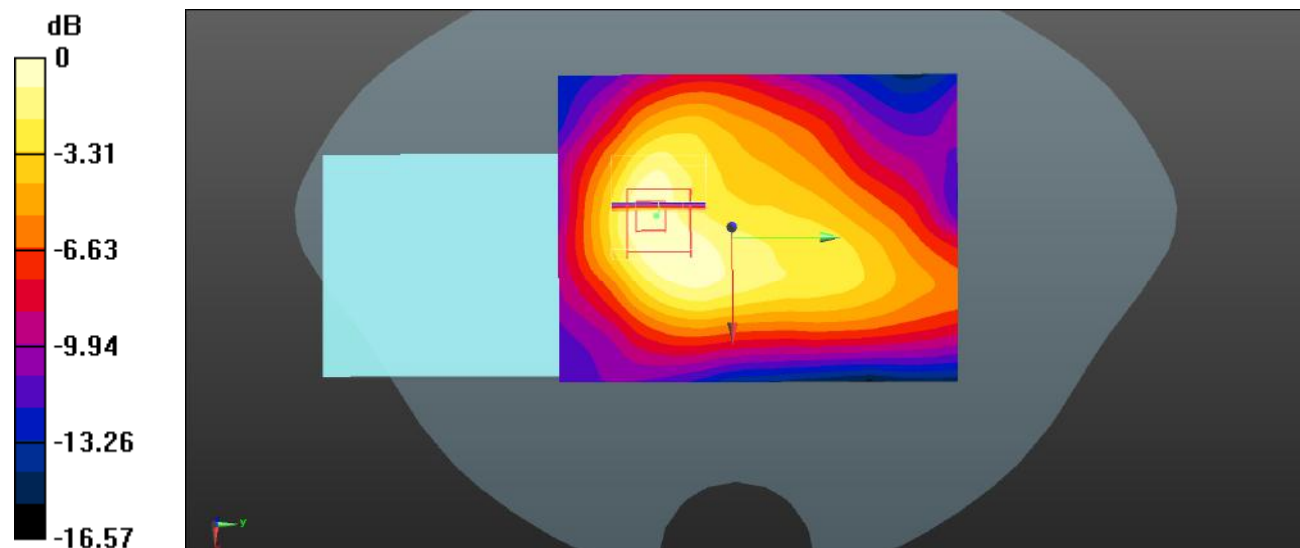
Body Front/LTE Band 2 1RB Mid/Zoom Scan (5x5x7)/Cube 0: Measurement grid: dx=8mm, dy=8mm, dz=5mm

Reference Value = 6.277 V/m; Power Drift = 0.18 dB

Peak SAR (extrapolated) = 0.129 W/kg

SAR(1 g) = 0.079 W/kg; SAR(10 g) = 0.046 W/kg

Maximum value of SAR (measured) = 0.0833 W/kg



0 dB = 0.0833 W/kg = -10.79 dBW/kg

Plot 64#: LTE Band 2 50%RB_ Body Front_Mid**DUT: A13 Pro 5G; Type: Smart Phone; Serial: SZNS211213-64419E-SA-S1**

Communication System: UID 0, Generic FDD-LTE (0); Frequency: 1880 MHz; Duty Cycle: 1:1

Medium parameters used (interpolated): $f = 1880$ MHz; $\sigma = 1.385$ S/m; $\epsilon_r = 40.823$; $\rho = 1000$ kg/m³

Phantom section: Flat Section

DASY5 Configuration:

- Probe: EX3DV4 - SN3619; ConvF(7.07, 7.07, 7.07) @ 1880 MHz;
- Sensor-Surface: 4mm (Mechanical Surface Detection)
- Electronics: DAE4 Sn1211; Calibrated: 2022/03/01
- Phantom: Twin SAM; Type: QD000P40CD; Serial: 1744
- Measurement SW: DASY52, Version 52.10 (4);

Body Front/LTE Band 2 50%RB Mid/Area Scan (71x91x1): Interpolated grid: dx=1.500 mm, dy=1.500 mm

Maximum value of SAR (interpolated) = 0.0746 W/kg

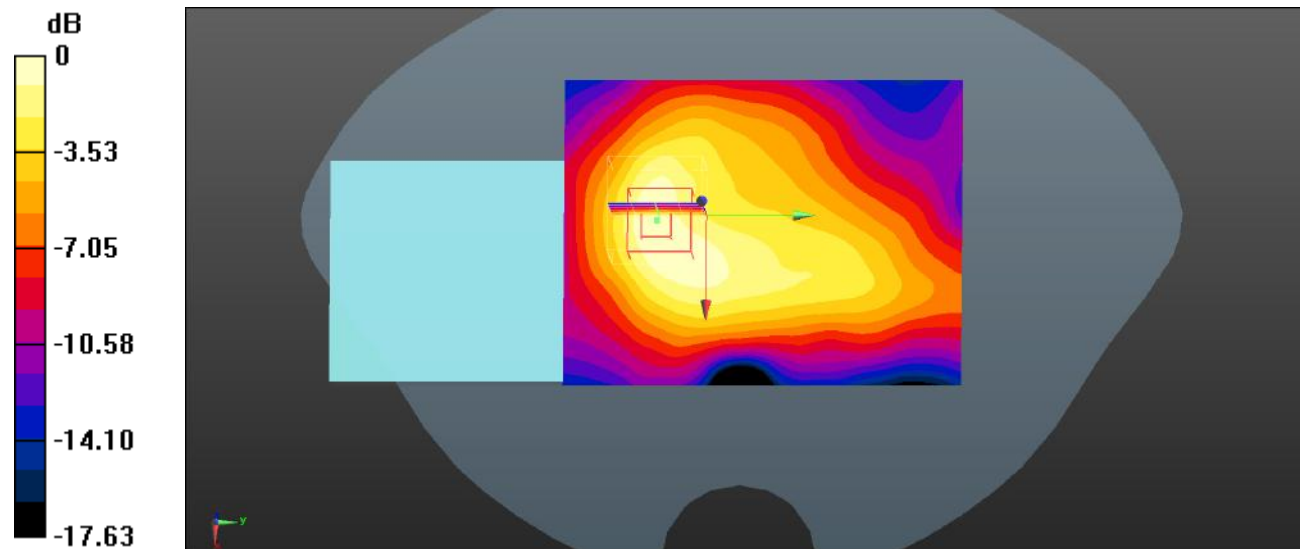
Body Front/LTE Band 2 50%RB Mid/Zoom Scan (5x5x7)/Cube 0: Measurement grid: dx=8mm, dy=8mm, dz=5mm

Reference Value = 5.536 V/m; Power Drift = 0.11 dB

Peak SAR (extrapolated) = 0.107 W/kg

SAR(1 g) = 0.066 W/kg; SAR(10 g) = 0.038 W/kg

Maximum value of SAR (measured) = 0.0713 W/kg



0 dB = 0.0713 W/kg = -11.47 dBW/kg

Plot 65#: LTE Band 2 1RB_ Body Back_Mid**DUT: A13 Pro 5G; Type: Smart Phone; Serial: SZNS211213-64419E-SA-S1**

Communication System: UID 0, Generic FDD-LTE (0); Frequency: 1880 MHz; Duty Cycle: 1:1

Medium parameters used (interpolated): $f = 1880$ MHz; $\sigma = 1.385$ S/m; $\epsilon_r = 40.823$; $\rho = 1000$ kg/m³

Phantom section: Flat Section

DASY5 Configuration:

- Probe: EX3DV4 - SN3619; ConvF(7.07, 7.07, 7.07) @ 1880 MHz;
- Sensor-Surface: 4mm (Mechanical Surface Detection)
- Electronics: DAE4 Sn1211; Calibrated: 2022/03/01
- Phantom: Twin SAM; Type: QD000P40CD; Serial: 1744
- Measurement SW: DASY52, Version 52.10 (4);

Body Back/LTE Band 2 1RB Mid/Area Scan (71x91x1): Interpolated grid: dx=1.500 mm, dy=1.500 mm

Maximum value of SAR (interpolated) = 0.0925 W/kg

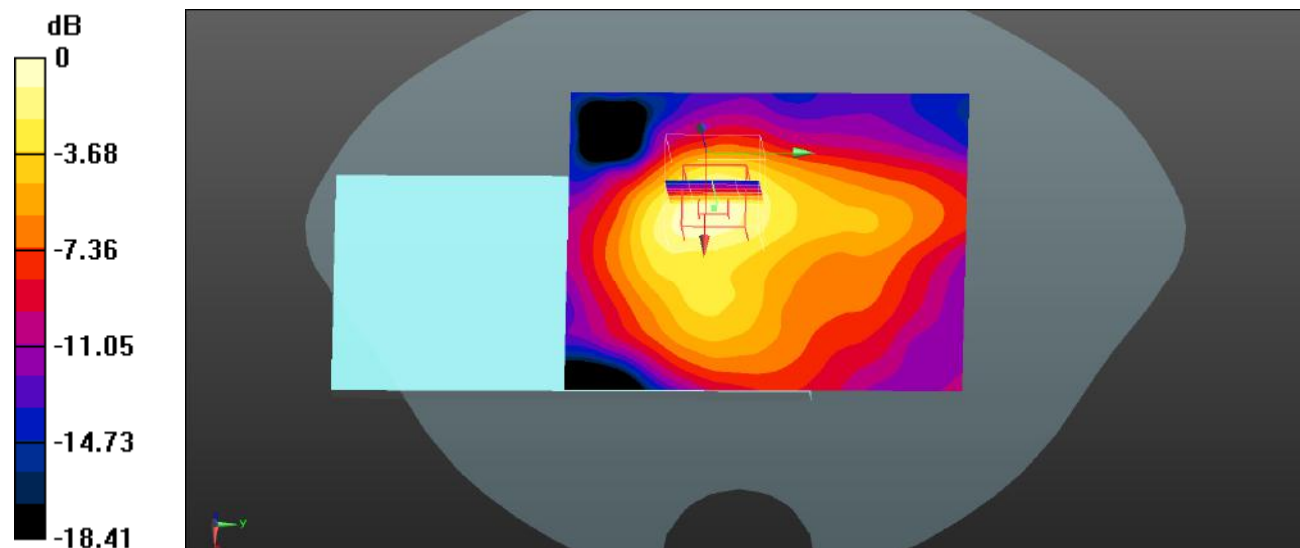
Body Back/LTE Band 2 1RB Mid/Zoom Scan (5x5x7)/Cube 0: Measurement grid: dx=8mm, dy=8mm, dz=5mm

Reference Value = 5.070 V/m; Power Drift = 0.17 dB

Peak SAR (extrapolated) = 0.161 W/kg

SAR(1 g) = 0.087 W/kg; SAR(10 g) = 0.047 W/kg

Maximum value of SAR (measured) = 0.0980 W/kg



0 dB = 0.0980 W/kg = -10.09 dBW/kg

Plot 66#: LTE Band 2 50%RB_ Body Back_Mid**DUT: A13 Pro 5G; Type: Smart Phone; Serial: SZNS211213-64419E-SA-S1**

Communication System: UID 0, Generic FDD-LTE (0); Frequency: 1880 MHz; Duty Cycle: 1:1

Medium parameters used (interpolated): $f = 1880$ MHz; $\sigma = 1.385$ S/m; $\epsilon_r = 40.823$; $\rho = 1000$ kg/m³

Phantom section: Flat Section

DASY5 Configuration:

- Probe: EX3DV4 - SN3619; ConvF(7.07, 7.07, 7.07) @ 1880 MHz;
- Sensor-Surface: 4mm (Mechanical Surface Detection)
- Electronics: DAE4 Sn1211; Calibrated: 2022/03/01
- Phantom: Twin SAM; Type: QD000P40CD; Serial: 1744
- Measurement SW: DASY52, Version 52.10 (4);

Body Back/LTE Band 2 50%RB Mid/Area Scan (71x91x1): Interpolated grid: dx=1.500 mm, dy=1.500 mm

Maximum value of SAR (interpolated) = 0.0772 W/kg

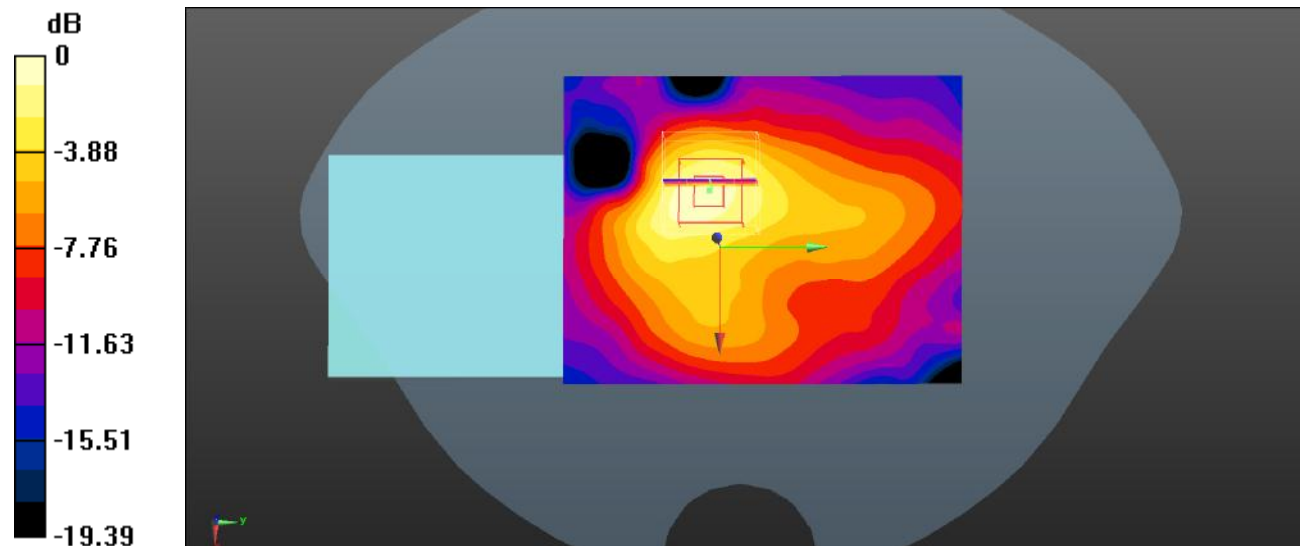
Body Back/LTE Band 2 50%RB Mid/Zoom Scan (5x5x7)/Cube 0: Measurement grid: dx=8mm, dy=8mm, dz=5mm

Reference Value = 5.147 V/m; Power Drift = 0.19 dB

Peak SAR (extrapolated) = 0.143 W/kg

SAR(1 g) = 0.075 W/kg; SAR(10 g) = 0.039 W/kg

Maximum value of SAR (measured) = 0.0848 W/kg



0 dB = 0.0848 W/kg = -10.72 dBW/kg

Plot 67#: LTE Band 2 1RB_ Body Left_Mid**DUT: A13 Pro 5G; Type: Smart Phone; Serial: SZNS211213-64419E-SA-S1**

Communication System: UID 0, Generic FDD-LTE (0); Frequency: 1880 MHz; Duty Cycle: 1:1

Medium parameters used (interpolated): $f = 1880$ MHz; $\sigma = 1.385$ S/m; $\epsilon_r = 40.823$; $\rho = 1000$ kg/m³

Phantom section: Flat Section

DASY5 Configuration:

- Probe: EX3DV4 - SN3619; ConvF(7.07, 7.07, 7.07) @ 1880 MHz;
- Sensor-Surface: 4mm (Mechanical Surface Detection)
- Electronics: DAE4 Sn1211; Calibrated: 2022/03/01
- Phantom: Twin SAM; Type: QD000P40CD; Serial: 1744
- Measurement SW: DASY52, Version 52.10 (4);

Body Left/LTE Band 2 1RB Mid/Area Scan (71x91x1): Interpolated grid: dx=1.500 mm, dy=1.500 mm

Maximum value of SAR (interpolated) = 0.0474 W/kg

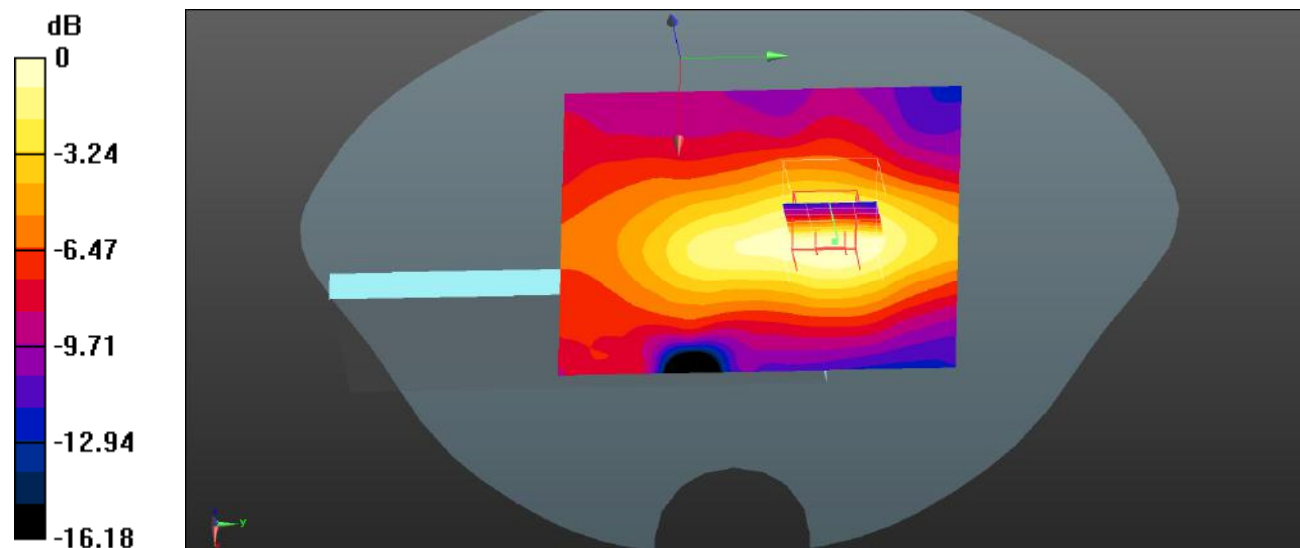
Body Left/LTE Band 2 1RB Mid/Zoom Scan (5x5x7)/Cube 0: Measurement grid: dx=8mm, dy=8mm, dz=5mm

Reference Value = 5.044 V/m; Power Drift = 0.00 dB

Peak SAR (extrapolated) = 0.0700 W/kg

SAR(1 g) = 0.043 W/kg; SAR(10 g) = 0.026 W/kg

Maximum value of SAR (measured) = 0.0472 W/kg



0 dB = 0.0472 W/kg = -13.26 dBW/kg

Plot 68#: LTE Band 2 50%RB_ Body Left_Mid**DUT: A13 Pro 5G; Type: Smart Phone; Serial: SZNS211213-64419E-SA-S1**

Communication System: UID 0, Generic FDD-LTE (0); Frequency: 1880 MHz; Duty Cycle: 1:1

Medium parameters used (interpolated): $f = 1880$ MHz; $\sigma = 1.385$ S/m; $\epsilon_r = 40.823$; $\rho = 1000$ kg/m³

Phantom section: Flat Section

DASY5 Configuration:

- Probe: EX3DV4 - SN3619; ConvF(7.07, 7.07, 7.07) @ 1880 MHz;
- Sensor-Surface: 4mm (Mechanical Surface Detection)
- Electronics: DAE4 Sn1211; Calibrated: 2022/03/01
- Phantom: Twin SAM; Type: QD000P40CD; Serial: 1744
- Measurement SW: DASY52, Version 52.10 (4);

Body Left/LTE Band 2 50%RB Mid/Area Scan (71x91x1): Interpolated grid: dx=1.500 mm, dy=1.500 mm

Maximum value of SAR (interpolated) = 0.0399 W/kg

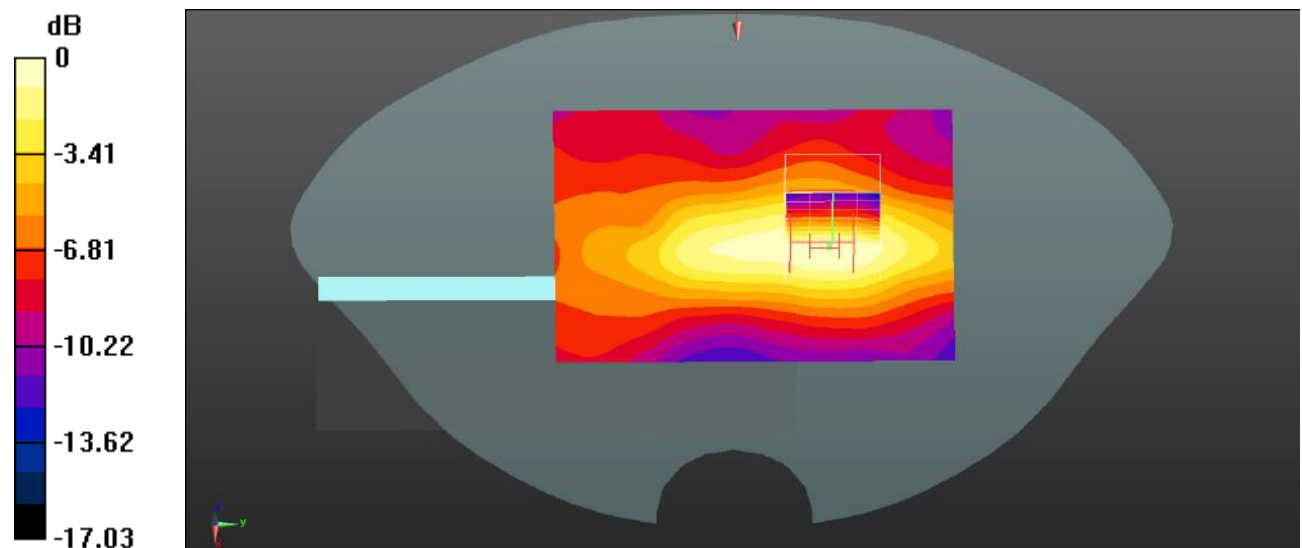
Body Left/LTE Band 2 50%RB Mid/Zoom Scan (5x5x7)/Cube 0: Measurement grid: dx=8mm, dy=8mm, dz=5mm

Reference Value = 4.577 V/m; Power Drift = 0.02 dB

Peak SAR (extrapolated) = 0.0560 W/kg

SAR(1 g) = 0.036 W/kg; SAR(10 g) = 0.022 W/kg

Maximum value of SAR (measured) = 0.0391 W/kg



0 dB = 0.0391 W/kg = -14.08 dBW/kg

Plot 69#: LTE Band 2 1RB_ Body Top_Low**DUT: A13 Pro 5G; Type: Smart Phone; Serial: SZNS211213-64419E-SA-S1**

Communication System: UID 0, Generic FDD-LTE (0); Frequency: 1860 MHz; Duty Cycle: 1:1

Medium parameters used (interpolated): $f = 1860$ MHz; $\sigma = 1.392$ S/m; $\epsilon_r = 40.795$; $\rho = 1000$ kg/m³

Phantom section: Flat Section

DASY5 Configuration:

- Probe: EX3DV4 - SN3619; ConvF(7.07, 7.07, 7.07) @ 1860 MHz;
- Sensor-Surface: 4mm (Mechanical Surface Detection)
- Electronics: DAE4 Sn1211; Calibrated: 2022/03/01
- Phantom: Twin SAM; Type: QD000P40CD; Serial: 1744
- Measurement SW: DASY52, Version 52.10 (4);

Body Top/LTE Band 2 1RB Low/Area Scan (71x91x1): Interpolated grid: dx=1.500 mm, dy=1.500 mm

Maximum value of SAR (interpolated) = 0.228 W/kg

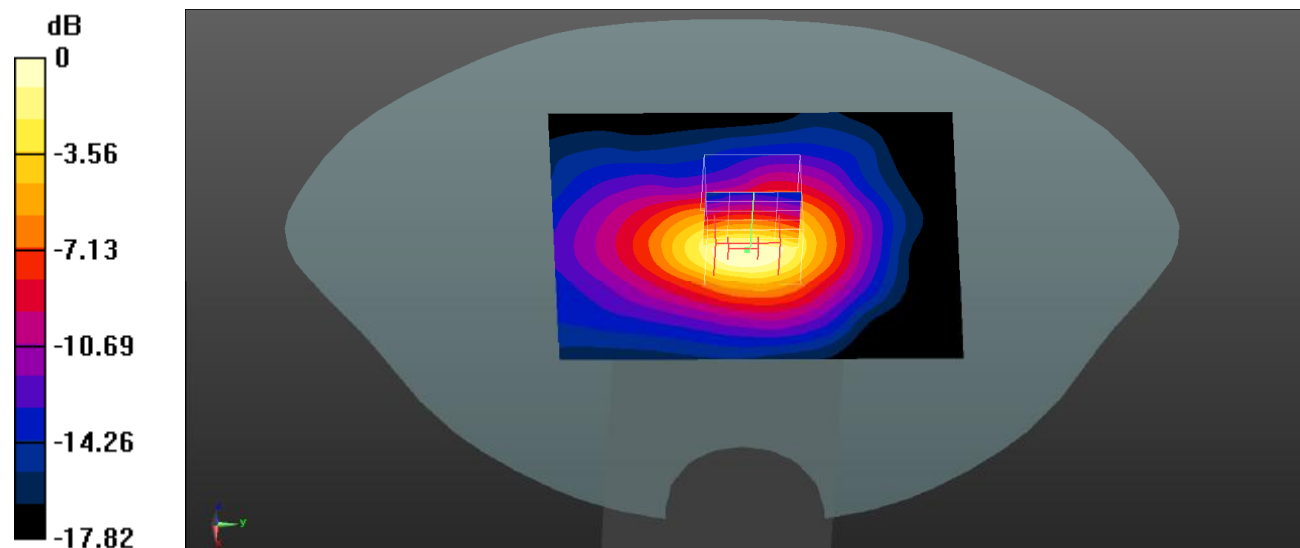
Body Top/LTE Band 2 1RB Low/Zoom Scan (5x5x7)/Cube 0: Measurement grid: dx=8mm, dy=8mm, dz=5mm

Reference Value = 11.88 V/m; Power Drift = -0.02 dB

Peak SAR (extrapolated) = 0.322 W/kg

SAR(1 g) = 0.186 W/kg; SAR(10 g) = 0.098 W/kg

Maximum value of SAR (measured) = 0.208 W/kg



0 dB = 0.208 W/kg = -6.82 dBW/kg

Plot 70#: LTE Band 2 1RB_ Body Top_Mid**DUT: A13 Pro 5G; Type: Smart Phone; Serial: SZNS211213-64419E-SA-S1**

Communication System: UID 0, Generic FDD-LTE (0); Frequency: 1880 MHz; Duty Cycle: 1:1

Medium parameters used (interpolated): $f = 1880$ MHz; $\sigma = 1.385$ S/m; $\epsilon_r = 40.823$; $\rho = 1000$ kg/m³

Phantom section: Flat Section

DASY5 Configuration:

- Probe: EX3DV4 - SN3619; ConvF(7.07, 7.07, 7.07) @ 1880 MHz;
- Sensor-Surface: 4mm (Mechanical Surface Detection)
- Electronics: DAE4 Sn1211; Calibrated: 2022/03/01
- Phantom: Twin SAM; Type: QD000P40CD; Serial: 1744
- Measurement SW: DASY52, Version 52.10 (4);

Body Top/LTE Band 2 1RB Mid/Area Scan (71x91x1): Interpolated grid: dx=1.500 mm, dy=1.500 mm

Maximum value of SAR (interpolated) = 0.176 W/kg

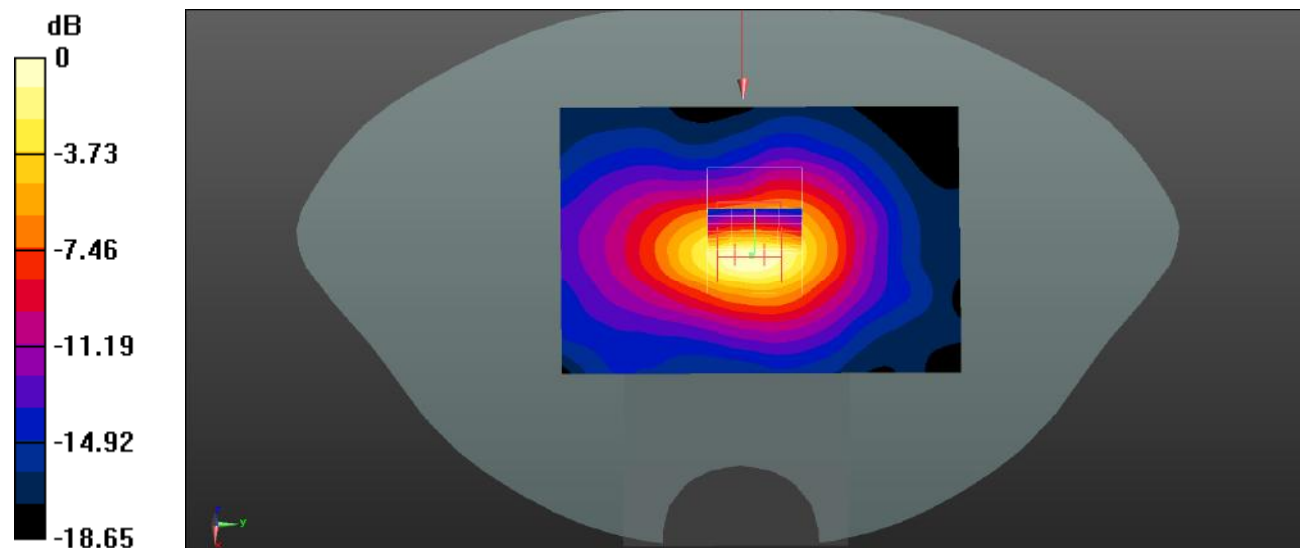
Body Top/LTE Band 2 1RB Mid/Zoom Scan (5x5x7)/Cube 0: Measurement grid: dx=8mm, dy=8mm, dz=5mm

Reference Value = 10.43 V/m; Power Drift = 0.33 dB

Peak SAR (extrapolated) = 0.273 W/kg

SAR(1 g) = 0.155 W/kg; SAR(10 g) = 0.081 W/kg

Maximum value of SAR (measured) = 0.174 W/kg



0 dB = 0.174 W/kg = -7.59 dBW/kg

Plot 71#: LTE Band 2 1RB_ Body Top_High**DUT: A13 Pro 5G; Type: Smart Phone; Serial: SZNS211213-64419E-SA-S1**

Communication System: UID 0, Generic FDD-LTE (0); Frequency: 1900 MHz; Duty Cycle: 1:1

Medium parameters used: $f = 1900$ MHz; $\sigma = 1.414$ S/m; $\epsilon_r = 40.865$; $\rho = 1000$ kg/m³

Phantom section: Flat Section

DASY5 Configuration:

- Probe: EX3DV4 - SN3619; ConvF(7.07, 7.07, 7.07) @ 1900 MHz;
- Sensor-Surface: 4mm (Mechanical Surface Detection)
- Electronics: DAE4 Sn1211; Calibrated: 2022/03/01
- Phantom: Twin SAM; Type: QD000P40CD; Serial: 1744
- Measurement SW: DASY52, Version 52.10 (4);

Body Top/LTE Band 2 1RB High/Area Scan (71x91x1): Interpolated grid: dx=1.500 mm, dy=1.500 mm

Maximum value of SAR (interpolated) = 0.135 W/kg

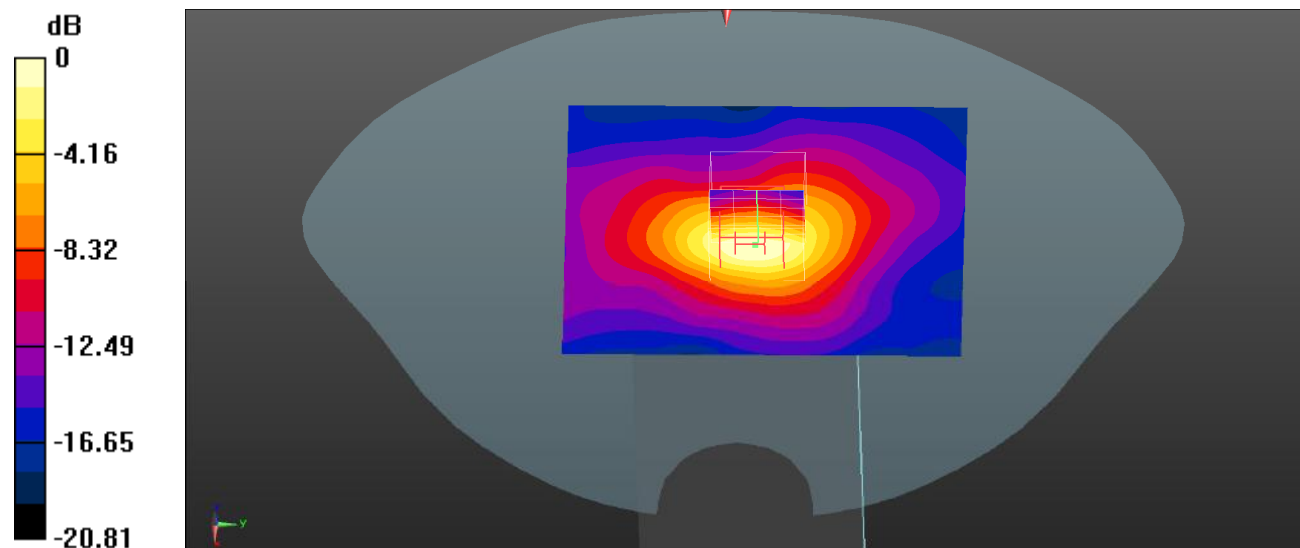
Body Top/LTE Band 2 1RB High/Zoom Scan (5x5x7)/Cube 0: Measurement grid: dx=8mm, dy=8mm, dz=5mm

Reference Value = 9.557 V/m; Power Drift = -0.02 dB

Peak SAR (extrapolated) = 0.206 W/kg

SAR(1 g) = 0.115 W/kg; SAR(10 g) = 0.059 W/kg

Maximum value of SAR (measured) = 0.130 W/kg



0 dB = 0.130 W/kg = -8.86 dBW/kg

Plot 72#: LTE Band 2 50%RB_ Body Top_Mid**DUT: A13 Pro 5G; Type: Smart Phone; Serial: SZNS211213-64419E-SA-S1**

Communication System: UID 0, Generic FDD-LTE (0); Frequency: 1880 MHz; Duty Cycle: 1:1

Medium parameters used (interpolated): $f = 1880$ MHz; $\sigma = 1.385$ S/m; $\epsilon_r = 40.823$; $\rho = 1000$ kg/m³

Phantom section: Flat Section

DASY5 Configuration:

- Probe: EX3DV4 - SN3619; ConvF(7.07, 7.07, 7.07) @ 1880 MHz;
- Sensor-Surface: 4mm (Mechanical Surface Detection)
- Electronics: DAE4 Sn1211; Calibrated: 2022/03/01
- Phantom: Twin SAM; Type: QD000P40CD; Serial: 1744
- Measurement SW: DASY52, Version 52.10 (4);

Body Top/LTE Band 2 50%RB Mid/Area Scan (71x91x1): Interpolated grid: dx=1.500 mm, dy=1.500 mm

Maximum value of SAR (interpolated) = 0.144 W/kg

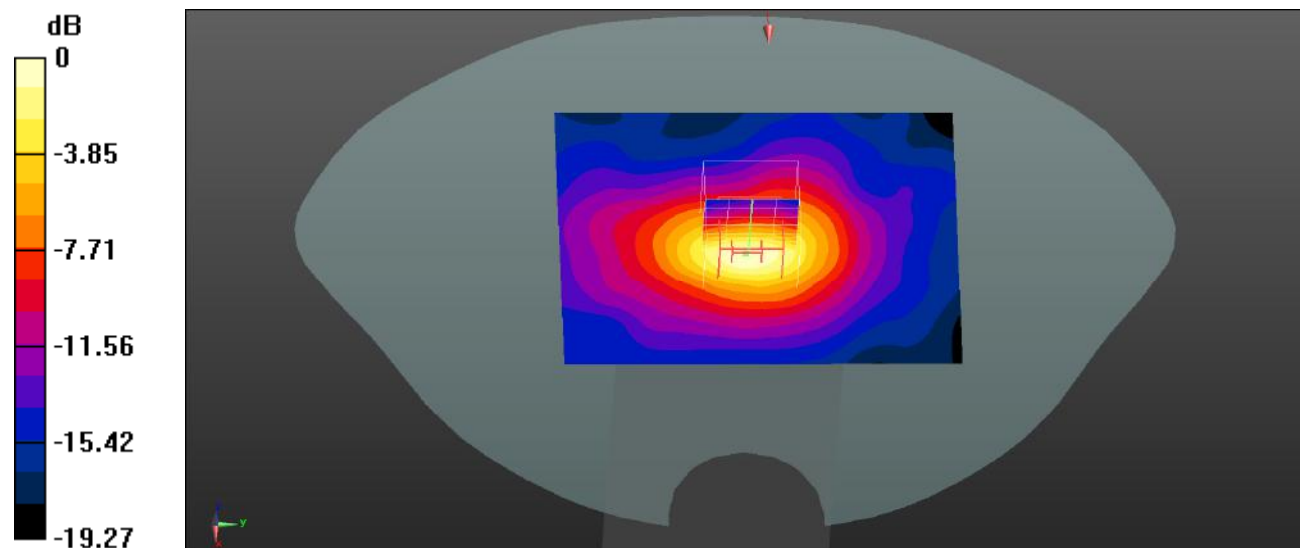
Body Top/LTE Band 2 50%RB Mid/Zoom Scan (5x5x7)/Cube 0: Measurement grid: dx=8mm, dy=8mm, dz=5mm

Reference Value = 9.948 V/m; Power Drift = -0.05 dB

Peak SAR (extrapolated) = 0.228 W/kg

SAR(1 g) = 0.129 W/kg; SAR(10 g) = 0.067 W/kg

Maximum value of SAR (measured) = 0.148 W/kg



0 dB = 0.148 W/kg = -8.30 dBW/kg

Plot 73#: LTE Band 5 1RB_ Head Left Cheek_Mid**DUT: A13 Pro 5G; Type: Smart Phone; Serial: SZNS211213-64419E-SA-S1**

Communication System: UID 0, Generic FDD-LTE (0); Frequency: 836.5 MHz; Duty Cycle: 1:1

Medium parameters used (interpolated): $f = 836.5$ MHz; $\sigma = 0.908$ S/m; $\epsilon_r = 42.018$; $\rho = 1000$ kg/m³

Phantom section: Left Section

DASY5 Configuration:

- Probe: EX3DV4 - SN3619; ConvF(8.63, 8.63, 8.63) @ 836.5 MHz;
- Sensor-Surface: 4mm (Mechanical Surface Detection)
- Electronics: DAE4 Sn1211; Calibrated: 2022/03/01
- Phantom: Twin SAM; Type: QD000P40CD; Serial: 1744
- Measurement SW: DASY52, Version 52.10 (4);

Head Left Cheek/LTE Band 5 1RB Mid/Area Scan (71x91x1): Interpolated grid: dx=1.500 mm, dy=1.500 mm

Maximum value of SAR (interpolated) = 0.138 W/kg

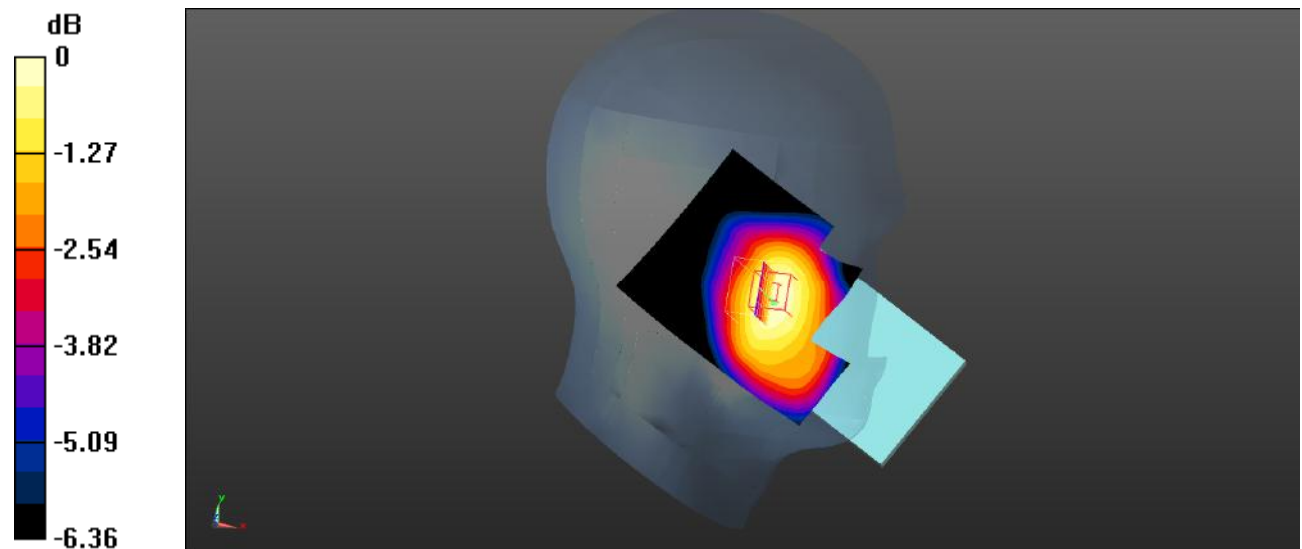
Head Left Cheek/LTE Band 5 1RB Mid/Zoom Scan (5x5x7)/Cube 0: Measurement grid: dx=8mm, dy=8mm, dz=5mm

Reference Value = 4.924 V/m; Power Drift = -0.14 dB

Peak SAR (extrapolated) = 0.201 W/kg

SAR(1 g) = 0.134 W/kg; SAR(10 g) = 0.106 W/kg

Maximum value of SAR (measured) = 0.137 W/kg



0 dB = 0.137 W/kg = -8.63 dBW/kg

Plot 74#: LTE Band 5 50%RB_ Head Left Cheek_Mid**DUT: A13 Pro 5G; Type: Smart Phone; Serial: SZNS211213-64419E-SA-S1**

Communication System: UID 0, Generic FDD-LTE (0); Frequency: 836.5 MHz; Duty Cycle: 1:1

Medium parameters used (interpolated): $f = 836.5$ MHz; $\sigma = 0.908$ S/m; $\epsilon_r = 42.018$; $\rho = 1000$ kg/m³

Phantom section: Left Section

DASY5 Configuration:

- Probe: EX3DV4 - SN3619; ConvF(8.63, 8.63, 8.63) @ 836.5 MHz;
- Sensor-Surface: 4mm (Mechanical Surface Detection)
- Electronics: DAE4 Sn1211; Calibrated: 2022/03/01
- Phantom: Twin SAM; Type: QD000P40CD; Serial: 1744
- Measurement SW: DASY52, Version 52.10 (4);

Head Left Cheek/LTE Band 5 50%RB Mid/Area Scan (71x91x1): Interpolated grid: dx=1.500 mm, dy=1.500 mm

Maximum value of SAR (interpolated) = 0.106 W/kg

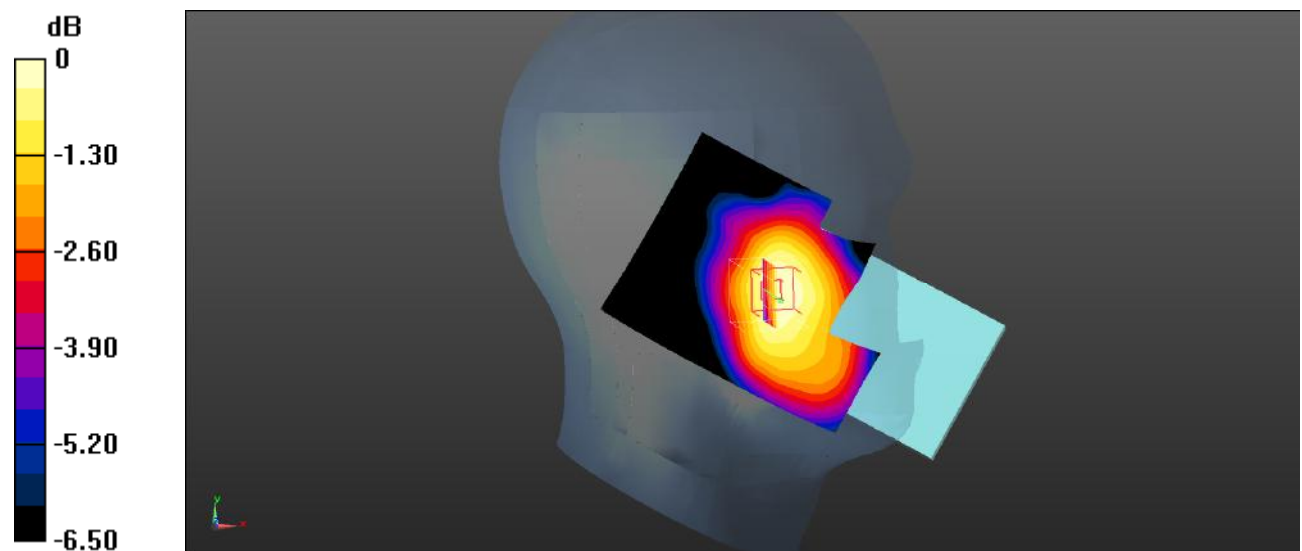
Head Left Cheek/LTE Band 5 50%RB Mid/Zoom Scan (5x5x7)/Cube 0: Measurement grid: dx=8mm, dy=8mm, dz=5mm

Reference Value = 3.408 V/m; Power Drift = 0.16 dB

Peak SAR (extrapolated) = 0.157 W/kg

SAR(1 g) = 0.104 W/kg; SAR(10 g) = 0.081 W/kg

Maximum value of SAR (measured) = 0.105 W/kg



0 dB = 0.105 W/kg = -9.79 dBW/kg

Plot 75#: LTE Band 5 1RB_ Head Left Tilt _Mid**DUT: A13 Pro 5G; Type: Smart Phone; Serial: SZNS211213-64419E-SA-S1**

Communication System: UID 0, Generic FDD-LTE (0); Frequency: 836.5 MHz; Duty Cycle: 1:1

Medium parameters used (interpolated): $f = 836.5$ MHz; $\sigma = 0.908$ S/m; $\epsilon_r = 42.018$; $\rho = 1000$ kg/m³

Phantom section: Left Section

DASY5 Configuration:

- Probe: EX3DV4 - SN3619; ConvF(8.63, 8.63, 8.63) @ 836.5 MHz;
- Sensor-Surface: 4mm (Mechanical Surface Detection)
- Electronics: DAE4 Sn1211; Calibrated: 2022/03/01
- Phantom: Twin SAM; Type: QD000P40CD; Serial: 1744
- Measurement SW: DASY52, Version 52.10 (4);

Head Left Tilt/LTE Band 5 1RB Mid/Area Scan (71x91x1): Interpolated grid: dx=1.500 mm, dy=1.500 mm

Maximum value of SAR (interpolated) = 0.0954 W/kg

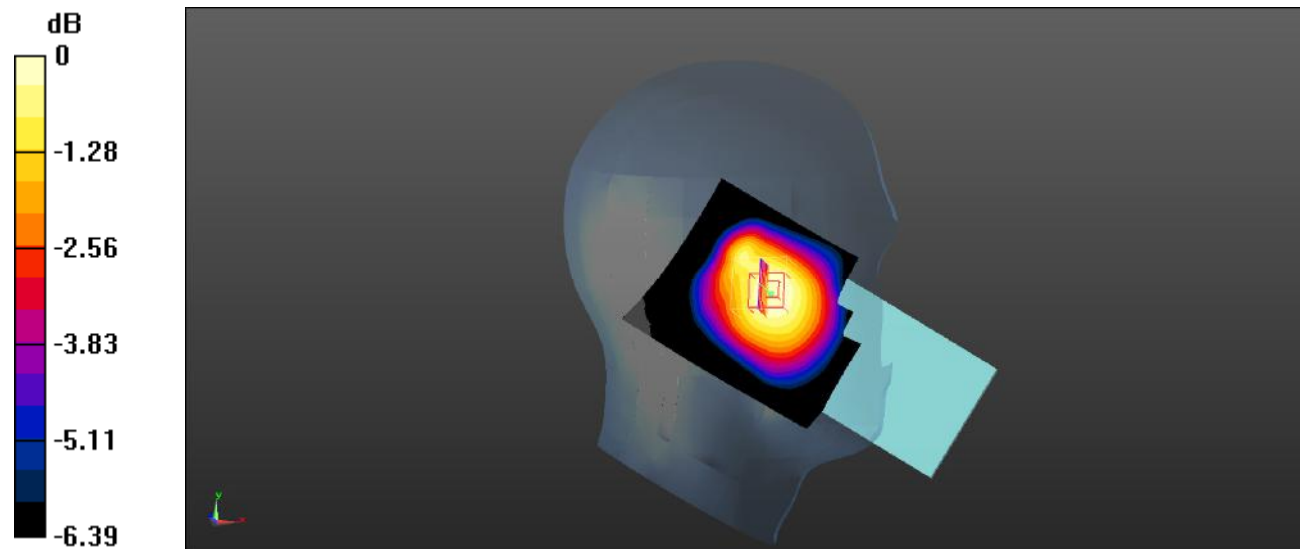
Head Left Tilt/LTE Band 5 1RB Mid/Zoom Scan (5x5x7)/Cube 0: Measurement grid: dx=8mm, dy=8mm, dz=5mm

Reference Value = 6.732 V/m; Power Drift = 0.09 dB

Peak SAR (extrapolated) = 0.146 W/kg

SAR(1 g) = 0.090 W/kg; SAR(10 g) = 0.068 W/kg

Maximum value of SAR (measured) = 0.0925 W/kg



0 dB = 0.0925 W/kg = -10.34 dBW/kg

Plot 76#: LTE Band 5 50%RB_ Head Left Tilt_Mid**DUT: A13 Pro 5G; Type: Smart Phone; Serial: SZNS211213-64419E-SA-S1**

Communication System: UID 0, Generic FDD-LTE (0); Frequency: 836.5 MHz; Duty Cycle: 1:1

Medium parameters used (interpolated): $f = 836.5$ MHz; $\sigma = 0.908$ S/m; $\epsilon_r = 42.018$; $\rho = 1000$ kg/m³

Phantom section: Left Section

DASY5 Configuration:

- Probe: EX3DV4 - SN3619; ConvF(8.63, 8.63, 8.63) @ 836.5 MHz;
- Sensor-Surface: 4mm (Mechanical Surface Detection)
- Electronics: DAE4 Sn1211; Calibrated: 2022/03/01
- Phantom: Twin SAM; Type: QD000P40CD; Serial: 1744
- Measurement SW: DASY52, Version 52.10 (4);

Head Left Tilt/LTE Band 5 50%RB Mid/Area Scan (71x91x1): Interpolated grid: dx=1.500 mm, dy=1.500 mm

Maximum value of SAR (interpolated) = 0.0736 W/kg

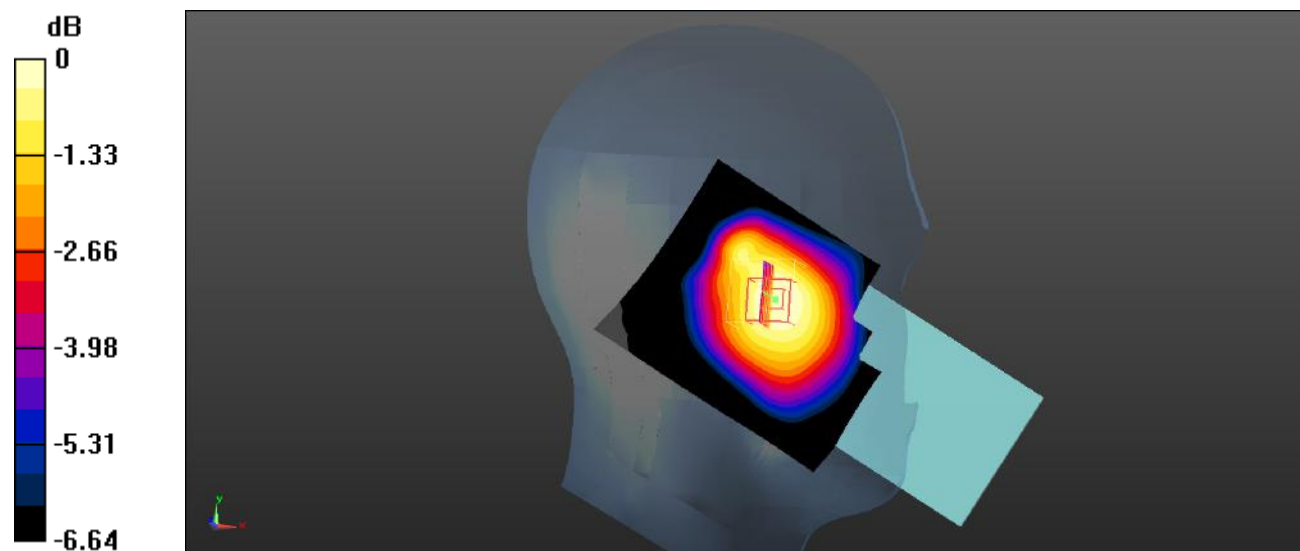
Head Left Tilt/LTE Band 5 50%RB Mid/Zoom Scan (5x5x7)/Cube 0: Measurement grid: dx=8mm, dy=8mm, dz=5mm

Reference Value = 5.897 V/m; Power Drift = 0.11 dB

Peak SAR (extrapolated) = 0.117 W/kg

SAR(1 g) = 0.069 W/kg; SAR(10 g) = 0.052 W/kg

Maximum value of SAR (measured) = 0.0705 W/kg



0 dB = 0.0705 W/kg = -11.52 dBW/kg

Plot 77#: LTE Band 5 1RB_ Head Right Cheek_Low**DUT: A13 Pro 5G; Type: Smart Phone; Serial: SZNS211213-64419E-SA-S1**

Communication System: UID 0, Generic FDD-LTE (0); Frequency: 829 MHz;Duty Cycle: 1:1

Medium parameters used (interpolated): $f = 829$ MHz; $\sigma = 0.897$ S/m; $\epsilon_r = 42.034$; $\rho = 1000$ kg/m³

Phantom section: Right Section

DASY5 Configuration:

- Probe: EX3DV4 - SN3619; ConvF(8.63, 8.63, 8.63) @ 829 MHz;
- Sensor-Surface: 4mm (Mechanical Surface Detection)
- Electronics: DAE4 Sn1211; Calibrated: 2022/03/01
- Phantom: Twin SAM; Type: QD000P40CD; Serial: 1744
- Measurement SW: DASY52, Version 52.10 (4);

Head Right Cheek/LTE Band 5 1RB Low/Area Scan (71x91x1): Interpolated grid: dx=1.500 mm, dy=1.500 mm

Maximum value of SAR (interpolated) = 0.151 W/kg

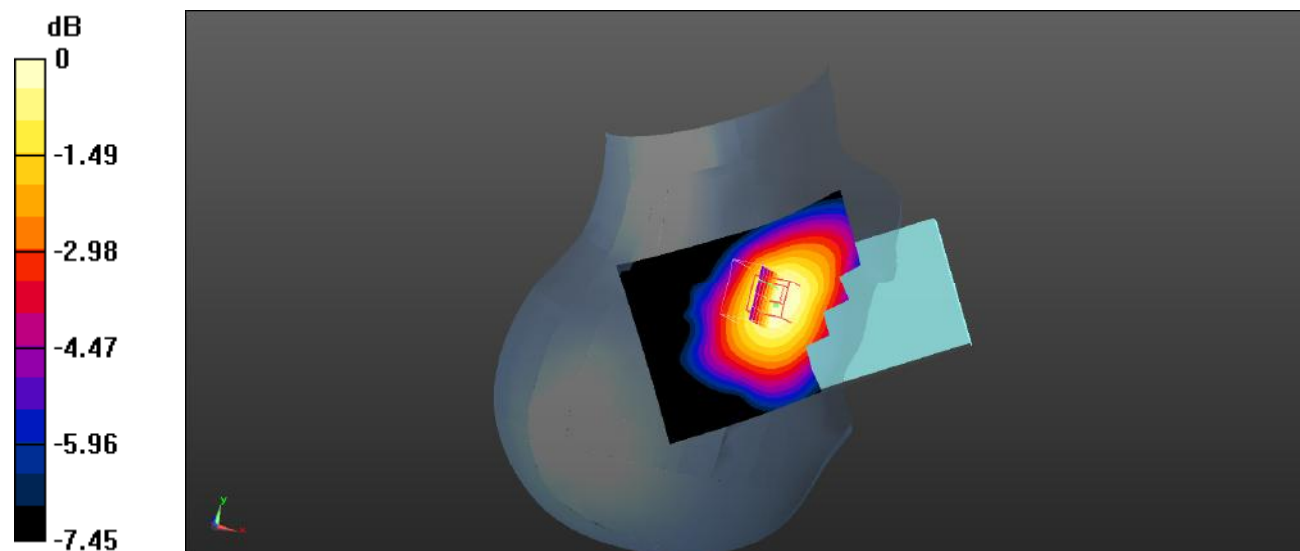
Head Right Cheek/LTE Band 5 1RB Low/Zoom Scan (5x5x7)/Cube 0: Measurement grid: dx=8mm, dy=8mm, dz=5mm

Reference Value = 4.396 V/m; Power Drift = 0.13 dB

Peak SAR (extrapolated) = 0.197 W/kg

SAR(1 g) = 0.138 W/kg; SAR(10 g) = 0.106 W/kg

Maximum value of SAR (measured) = 0.144 W/kg



0 dB = 0.144 W/kg = -8.42 dBW/kg

Plot 78#: LTE Band 5 1RB_ Head Right Cheek_Mid**DUT: A13 Pro 5G; Type: Smart Phone; Serial: SZNS211213-64419E-SA-S1**

Communication System: UID 0, Generic FDD-LTE (0); Frequency: 836.5 MHz; Duty Cycle: 1:1

Medium parameters used (interpolated): $f = 836.5$ MHz; $\sigma = 0.908$ S/m; $\epsilon_r = 42.018$; $\rho = 1000$ kg/m³

Phantom section: Right Section

DASY5 Configuration:

- Probe: EX3DV4 - SN3619; ConvF(8.63, 8.63, 8.63) @ 836.5 MHz;
- Sensor-Surface: 4mm (Mechanical Surface Detection)
- Electronics: DAE4 Sn1211; Calibrated: 2022/03/01
- Phantom: Twin SAM; Type: QD000P40CD; Serial: 1744
- Measurement SW: DASY52, Version 52.10 (4);

Head Right Cheek/LTE Band 5 1RB Mid/Area Scan (71x91x1): Interpolated grid: dx=1.500 mm, dy=1.500 mm

Maximum value of SAR (interpolated) = 0.161 W/kg

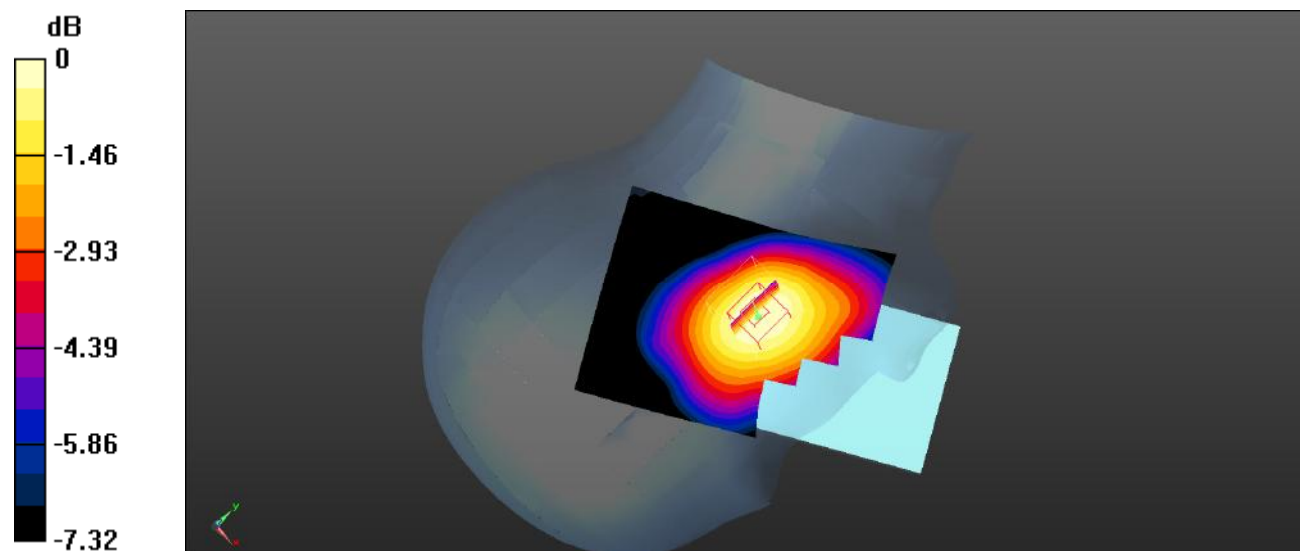
Head Right Cheek/LTE Band 5 1RB Mid/Zoom Scan (5x5x7)/Cube 0: Measurement grid: dx=8mm, dy=8mm, dz=5mm

Reference Value = 4.695 V/m; Power Drift = 0.02 dB

Peak SAR (extrapolated) = 0.207 W/kg

SAR(1 g) = 0.151 W/kg; SAR(10 g) = 0.117 W/kg

Maximum value of SAR (measured) = 0.156 W/kg



0 dB = 0.156 W/kg = -8.07 dBW/kg

Plot 79#: LTE Band 5 1RB_ Head Right Check _High**DUT: A13 Pro 5G; Type: Smart Phone; Serial: SZNS211213-64419E-SA-S1**

Communication System: UID 0, Generic FDD-LTE (0); Frequency: 844 MHz; Duty Cycle: 1:1

Medium parameters used (interpolated): $f = 844$ MHz; $\sigma = 0.918$ S/m; $\epsilon_r = 41.903$; $\rho = 1000$ kg/m³

Phantom section: Right Section

DASY5 Configuration:

- Probe: EX3DV4 - SN3619; ConvF(8.63, 8.63, 8.63) @ 844 MHz;
- Sensor-Surface: 4mm (Mechanical Surface Detection)
- Electronics: DAE4 Sn1211; Calibrated: 2022/03/01
- Phantom: Twin SAM; Type: QD000P40CD; Serial: 1744
- Measurement SW: DASY52, Version 52.10 (4);

Head Right Check/LTE Band 5 1RB High/Area Scan (71x91x1): Interpolated grid: dx=1.500 mm, dy=1.500 mm

Maximum value of SAR (interpolated) = 0.172 W/kg

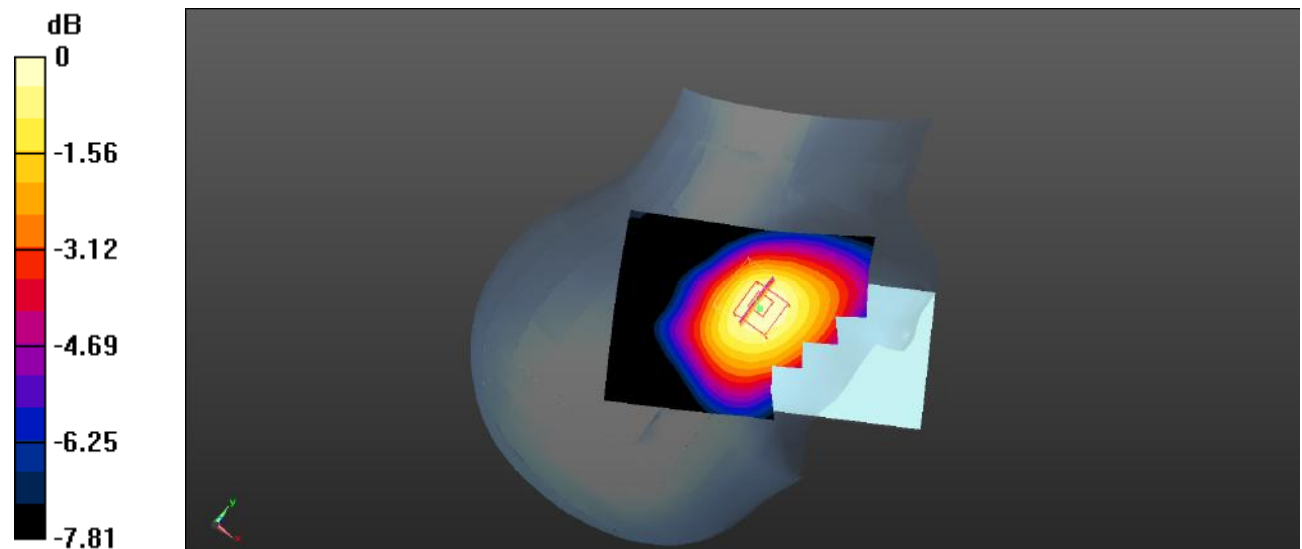
Head Right Check/LTE Band 5 1RB High/Zoom Scan (5x5x7)/Cube 0: Measurement grid: dx=8mm, dy=8mm, dz=5mm

Reference Value = 2.696 V/m; Power Drift = 0.15 dB

Peak SAR (extrapolated) = 0.226 W/kg

SAR(1 g) = 0.162 W/kg; SAR(10 g) = 0.123 W/kg

Maximum value of SAR (measured) = 0.168 W/kg



0 dB = 0.168 W/kg = -7.75 dBW/kg

Plot 80#: LTE Band 5 50%RB_ Head Right Cheek _Mid**DUT: A13 Pro 5G; Type: Smart Phone; Serial: SZNS211213-64419E-SA-S1**

Communication System: UID 0, Generic FDD-LTE (0); Frequency: 836.5 MHz; Duty Cycle: 1:1

Medium parameters used (interpolated): $f = 836.5$ MHz; $\sigma = 0.908$ S/m; $\epsilon_r = 42.018$; $\rho = 1000$ kg/m³

Phantom section: Right Section

DASY5 Configuration:

- Probe: EX3DV4 - SN3619; ConvF(8.63, 8.63, 8.63) @ 836.5 MHz;
- Sensor-Surface: 4mm (Mechanical Surface Detection)
- Electronics: DAE4 Sn1211; Calibrated: 2022/03/01
- Phantom: Twin SAM; Type: QD000P40CD; Serial: 1744
- Measurement SW: DASY52, Version 52.10 (4);

Head Right Cheek/LTE Band 5 50%RB Mid/Area Scan (71x91x1): Interpolated grid: dx=1.500 mm, dy=1.500 mm

Maximum value of SAR (interpolated) = 0.126 W/kg


Head Right Cheek/LTE Band 5 50%RB Mid/Zoom Scan (5x5x7)/Cube 0: Measurement grid: dx=8mm, dy=8mm, dz=5mm

Reference Value = 3.827 V/m; Power Drift = 0.03 dB

Peak SAR (extrapolated) = 0.165 W/kg

SAR(1 g) = 0.119 W/kg; SAR(10 g) = 0.092 W/kg

Maximum value of SAR (measured) = 0.124 W/kg



0 dB = 0.124 W/kg = -9.07 dBW/kg

Plot 81#: LTE Band 5 1RB_ Head Right Tilt _Mid**DUT: A13 Pro 5G; Type: Smart Phone; Serial: SZNS211213-64419E-SA-S1**

Communication System: UID 0, Generic FDD-LTE (0); Frequency: 836.5 MHz; Duty Cycle: 1:1

Medium parameters used (interpolated): $f = 836.5$ MHz; $\sigma = 0.908$ S/m; $\epsilon_r = 42.018$; $\rho = 1000$ kg/m³

Phantom section: Right Section

DASY5 Configuration:

- Probe: EX3DV4 - SN3619; ConvF(8.63, 8.63, 8.63) @ 836.5 MHz;
- Sensor-Surface: 4mm (Mechanical Surface Detection)
- Electronics: DAE4 Sn1211; Calibrated: 2022/03/01
- Phantom: Twin SAM; Type: QD000P40CD; Serial: 1744
- Measurement SW: DASY52, Version 52.10 (4);

Head Right Tilt/LTE Band 5 1RB Mid/Area Scan (71x91x1): Interpolated grid: dx=1.500 mm, dy=1.500 mm

Maximum value of SAR (interpolated) = 0.0857 W/kg

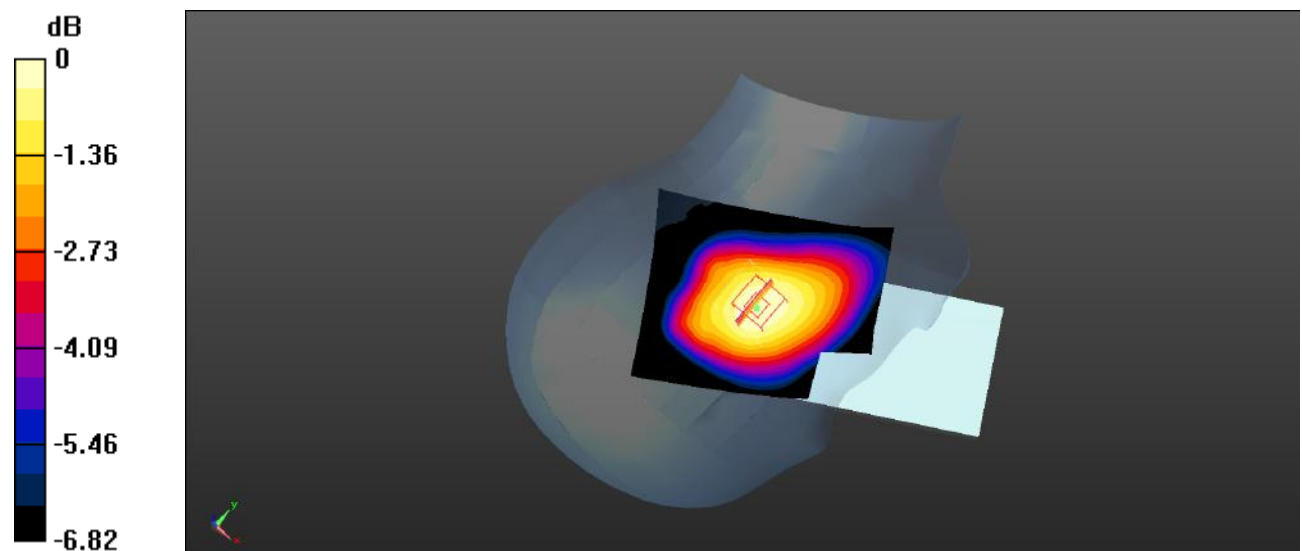
Head Right Tilt/LTE Band 5 1RB Mid/Zoom Scan (5x5x7)/Cube 0: Measurement grid: dx=8mm, dy=8mm, dz=5mm

Reference Value = 7.533 V/m; Power Drift = -0.02 dB

Peak SAR (extrapolated) = 0.123 W/kg

SAR(1 g) = 0.081 W/kg; SAR(10 g) = 0.062 W/kg

Maximum value of SAR (measured) = 0.0834 W/kg



0 dB = 0.0834 W/kg = -10.79 dBW/kg

Plot 82#: LTE Band 5 50%RB_ Head Right Tilt _Mid**DUT: A13 Pro 5G; Type: Smart Phone; Serial: SZNS211213-64419E-SA-S1**

Communication System: UID 0, Generic FDD-LTE (0); Frequency: 836.5 MHz; Duty Cycle: 1:1

Medium parameters used (interpolated): $f = 836.5$ MHz; $\sigma = 0.908$ S/m; $\epsilon_r = 42.018$; $\rho = 1000$ kg/m³

Phantom section: Right Section

DASY5 Configuration:

- Probe: EX3DV4 - SN3619; ConvF(8.63, 8.63, 8.63) @ 836.5 MHz;
- Sensor-Surface: 4mm (Mechanical Surface Detection)
- Electronics: DAE4 Sn1211; Calibrated: 2022/03/01
- Phantom: Twin SAM; Type: QD000P40CD; Serial: 1744
- Measurement SW: DASY52, Version 52.10 (4);

Head Right Tilt/LTE Band 5 50%RB Mid/Area Scan (71x91x1): Interpolated grid: dx=1.500 mm, dy=1.500 mm

Maximum value of SAR (interpolated) = 0.0736 W/kg

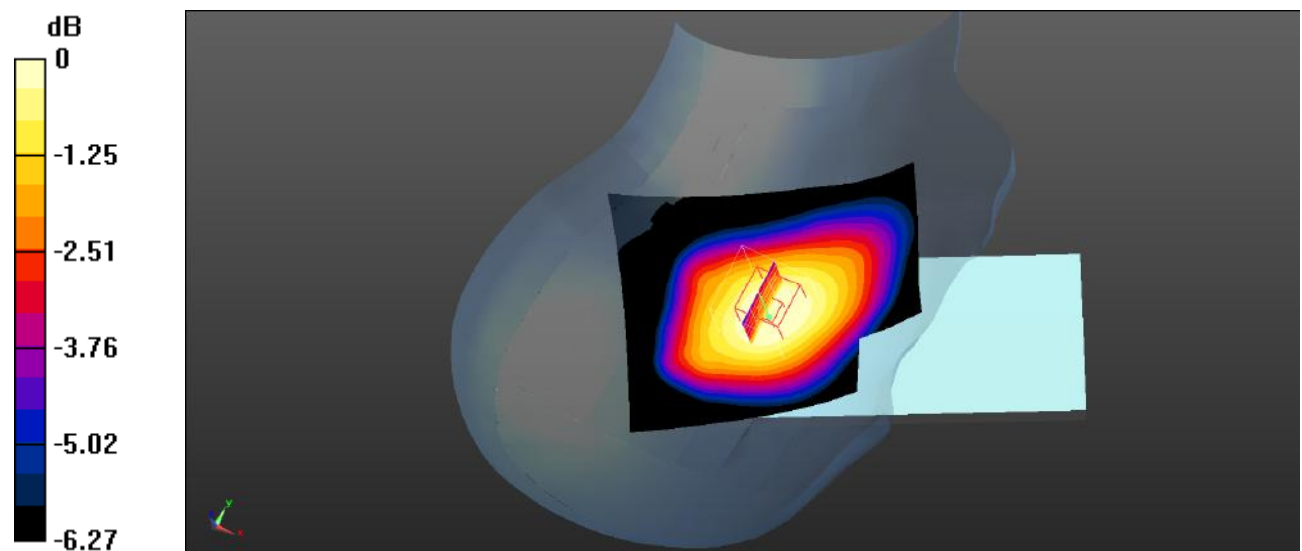
Head Right Tilt/LTE Band 5 50%RB Mid/Zoom Scan (5x5x7)/Cube 0: Measurement grid: dx=8mm, dy=8mm, dz=5mm

Reference Value = 6.706 V/m; Power Drift = 0.15 dB

Peak SAR (extrapolated) = 0.104 W/kg

SAR(1 g) = 0.067 W/kg; SAR(10 g) = 0.052 W/kg

Maximum value of SAR (measured) = 0.0689 W/kg



0 dB = 0.0689 W/kg = -11.62 dBW/kg

Plot 83#: LTE Band 5 1RB_ Body Front_Mid**DUT: A13 Pro 5G; Type: Smart Phone; Serial: SZNS211213-64419E-SA-S1**

Communication System: UID 0, Generic FDD-LTE (0); Frequency: 836.5 MHz; Duty Cycle: 1:1

Medium parameters used (interpolated): $f = 836.5$ MHz; $\sigma = 0.908$ S/m; $\epsilon_r = 42.018$; $\rho = 1000$ kg/m³

Phantom section: Flat Section

DASY5 Configuration:

- Probe: EX3DV4 - SN3619; ConvF(8.63, 8.63, 8.63) @ 836.5 MHz;
- Sensor-Surface: 4mm (Mechanical Surface Detection)
- Electronics: DAE4 Sn1211; Calibrated: 2022/03/01
- Phantom: Twin SAM; Type: QD000P40CD; Serial: 1744
- Measurement SW: DASY52, Version 52.10 (4);

Body Front/LTE Band 5 1RB Mid/Area Scan (71x91x1): Interpolated grid: dx=1.500 mm, dy=1.500 mm

Maximum value of SAR (interpolated) = 0.147 W/kg

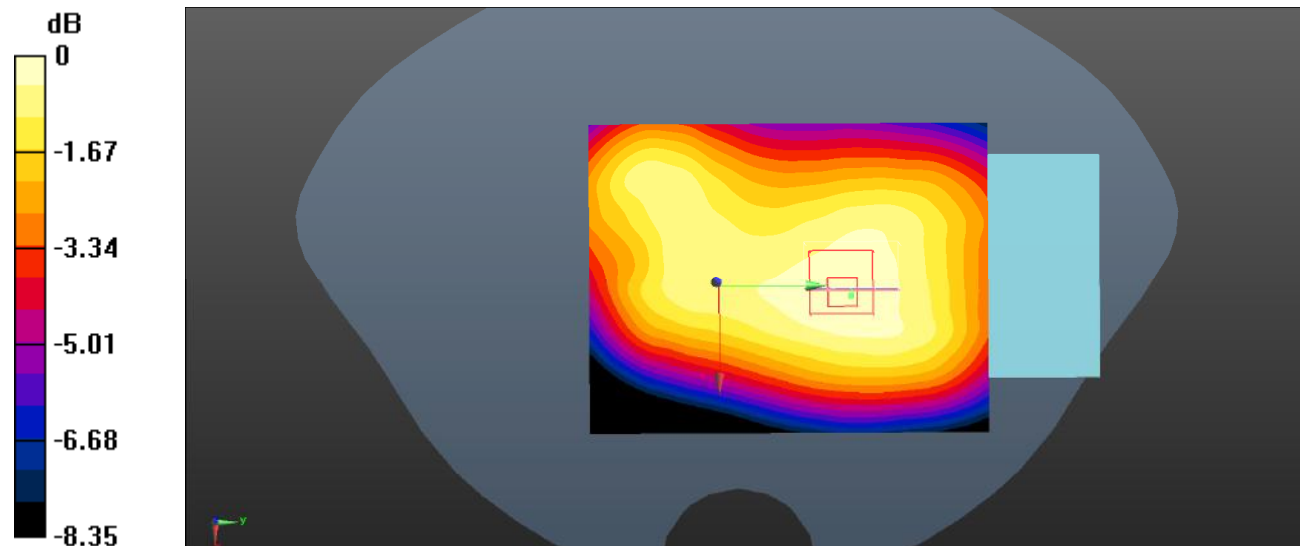
Body Front/LTE Band 5 1RB Mid/Zoom Scan (5x5x7)/Cube 0: Measurement grid: dx=8mm, dy=8mm, dz=5mm

Reference Value = 11.39 V/m; Power Drift = 0.19 dB

Peak SAR (extrapolated) = 0.212 W/kg

SAR(1 g) = 0.142 W/kg; SAR(10 g) = 0.105 W/kg

Maximum value of SAR (measured) = 0.147 W/kg



0 dB = 0.147 W/kg = -8.33 dBW/kg

Plot 84#: LTE Band 5 50%RB_ Body Front_Mid**DUT: A13 Pro 5G; Type: Smart Phone; Serial: SZNS211213-64419E-SA-S1**

Communication System: UID 0, Generic FDD-LTE (0); Frequency: 836.5 MHz; Duty Cycle: 1:1

Medium parameters used (interpolated): $f = 836.5$ MHz; $\sigma = 0.908$ S/m; $\epsilon_r = 42.018$; $\rho = 1000$ kg/m³

Phantom section: Flat Section

DASY5 Configuration:

- Probe: EX3DV4 - SN3619; ConvF(8.63, 8.63, 8.63) @ 836.5 MHz;
- Sensor-Surface: 4mm (Mechanical Surface Detection)
- Electronics: DAE4 Sn1211; Calibrated: 2022/03/01
- Phantom: Twin SAM; Type: QD000P40CD; Serial: 1744
- Measurement SW: DASY52, Version 52.10 (4);

Body Front/LTE Band 5 50%RB Mid/Area Scan (71x91x1): Interpolated grid: dx=1.500 mm, dy=1.500 mm

Maximum value of SAR (interpolated) = 0.120 W/kg

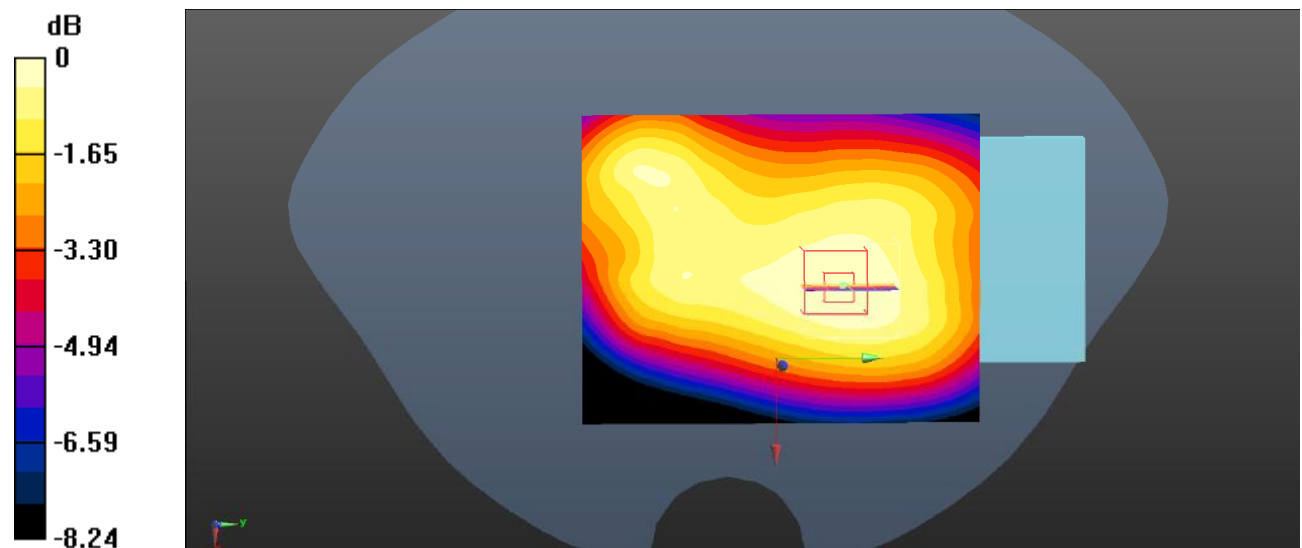
Body Front/LTE Band 5 50%RB Mid/Zoom Scan (5x5x7)/Cube 0: Measurement grid: dx=8mm, dy=8mm, dz=5mm

Reference Value = 10.29 V/m; Power Drift = 0.10 dB

Peak SAR (extrapolated) = 0.171 W/kg

SAR(1 g) = 0.113 W/kg; SAR(10 g) = 0.083 W/kg

Maximum value of SAR (measured) = 0.117 W/kg



0 dB = 0.117 W/kg = -9.32 dBW/kg

Plot 85#: LTE Band 5 1RB_ Body Back_Low**DUT: A13 Pro 5G; Type: Smart Phone; Serial: SZNS211213-64419E-SA-S1**

Communication System: UID 0, Generic FDD-LTE (0); Frequency: 829 MHz; Duty Cycle: 1:1

Medium parameters used (interpolated): $f = 829$ MHz; $\sigma = 0.897$ S/m; $\epsilon_r = 42.034$; $\rho = 1000$ kg/m³

Phantom section: Flat Section

DASY5 Configuration:

- Probe: EX3DV4 - SN3619; ConvF(8.63, 8.63, 8.63) @ 829 MHz;
- Sensor-Surface: 4mm (Mechanical Surface Detection)
- Electronics: DAE4 Sn1211; Calibrated: 2022/03/01
- Phantom: Twin SAM; Type: QD000P40CD; Serial: 1744
- Measurement SW: DASY52, Version 52.10 (4);

Body Back/LTE Band 5 1RB Low/Area Scan (71x91x1): Interpolated grid: dx=1.500 mm, dy=1.500 mm

Maximum value of SAR (interpolated) = 0.186 W/kg

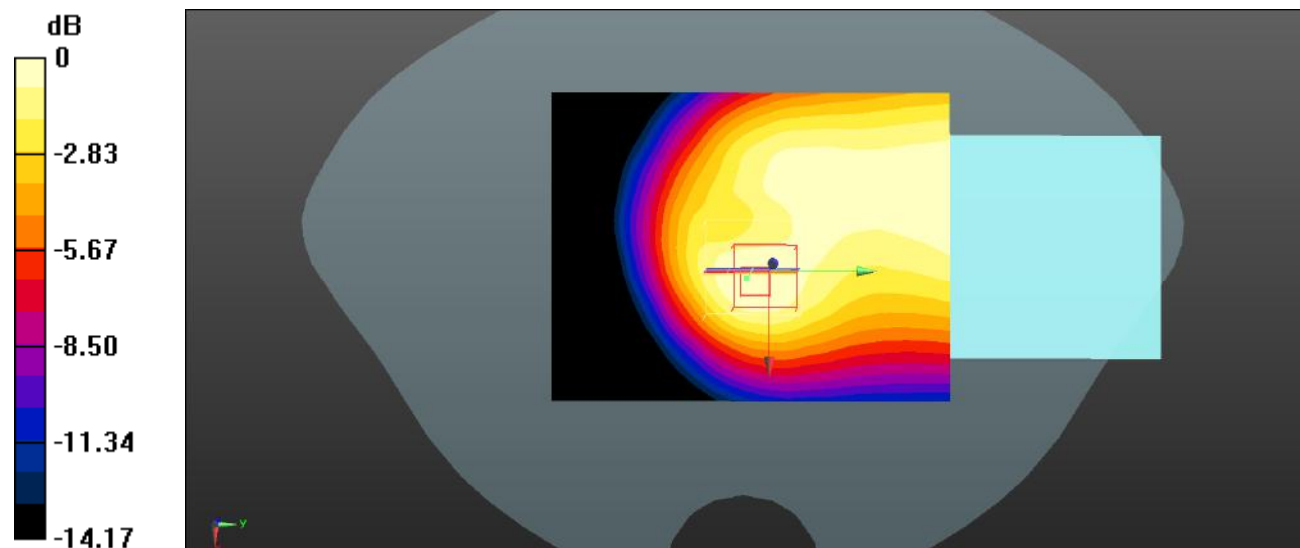
Body Back/LTE Band 5 1RB Low/Zoom Scan (5x5x7)/Cube 0: Measurement grid: dx=8mm, dy=8mm, dz=5mm

Reference Value = 12.17 V/m; Power Drift = -0.19 dB

Peak SAR (extrapolated) = 0.287 W/kg

SAR(1 g) = 0.171 W/kg; SAR(10 g) = 0.103 W/kg

Maximum value of SAR (measured) = 0.180 W/kg



0 dB = 0.180 W/kg = -7.45 dBW/kg

Plot 86#: LTE Band 5 1RB_ Body Back_Mid**DUT: A13 Pro 5G; Type: Smart Phone; Serial: SZNS211213-64419E-SA-S1**

Communication System: UID 0, Generic FDD-LTE (0); Frequency: 836.5 MHz; Duty Cycle: 1:1

Medium parameters used (interpolated): $f = 836.5$ MHz; $\sigma = 0.908$ S/m; $\epsilon_r = 42.018$; $\rho = 1000$ kg/m³

Phantom section: Flat Section

DASY5 Configuration:

- Probe: EX3DV4 - SN3619; ConvF(8.63, 8.63, 8.63) @ 836.5 MHz;
- Sensor-Surface: 4mm (Mechanical Surface Detection)
- Electronics: DAE4 Sn1211; Calibrated: 2022/03/01
- Phantom: Twin SAM; Type: QD000P40CD; Serial: 1744
- Measurement SW: DASY52, Version 52.10 (4);

Body Back/LTE Band 5 1RB Mid/Area Scan (71x91x1): Interpolated grid: dx=1.500 mm, dy=1.500 mm

Maximum value of SAR (interpolated) = 0.210 W/kg

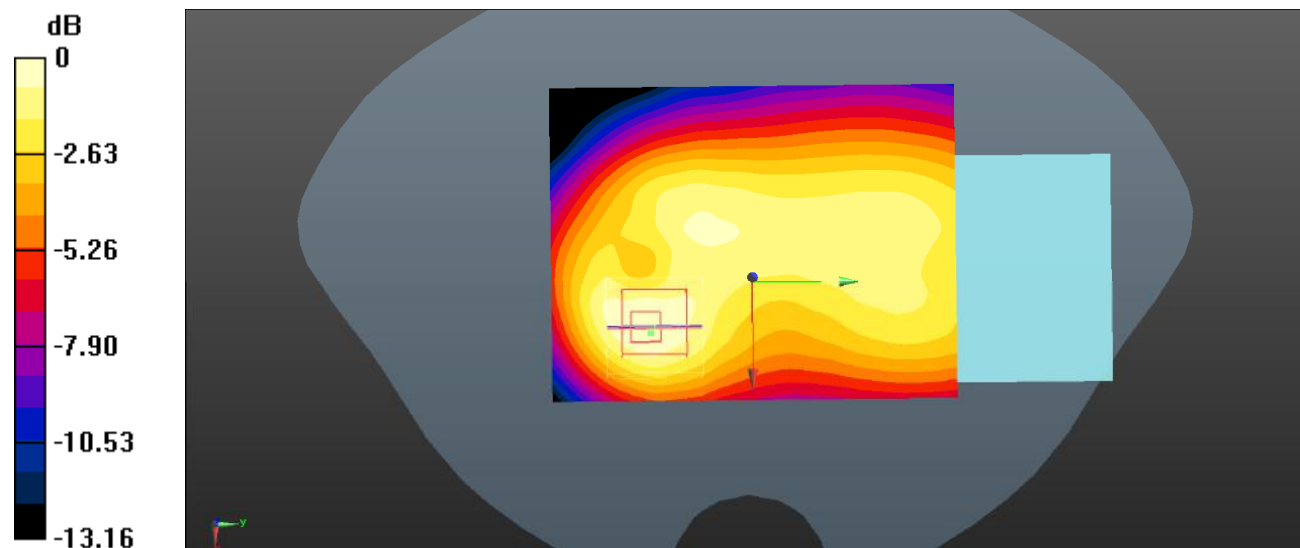
Body Back/LTE Band 5 1RB Mid/Zoom Scan (5x5x7)/Cube 0: Measurement grid: dx=8mm, dy=8mm, dz=5mm

Reference Value = 13.71 V/m; Power Drift = 0.01 dB

Peak SAR (extrapolated) = 0.339 W/kg

SAR(1 g) = 0.201 W/kg; SAR(10 g) = 0.121 W/kg

Maximum value of SAR (measured) = 0.216 W/kg



0 dB = 0.216 W/kg = -6.66 dBW/kg

Plot 87#: LTE Band 5 1RB_ Body Back_High**DUT: A13 Pro 5G; Type: Smart Phone; Serial: SZNS211213-64419E-SA-S1**

Communication System: UID 0, Generic FDD-LTE (0); Frequency: 844 MHz; Duty Cycle: 1:1
 Medium parameters used (interpolated): $f = 844$ MHz; $\sigma = 0.918$ S/m; $\epsilon_r = 41.903$; $\rho = 1000$ kg/m³
 Phantom section: Flat Section

DASY5 Configuration:

- Probe: EX3DV4 - SN3619; ConvF(8.63, 8.63, 8.63) @ 844 MHz;
- Sensor-Surface: 4mm (Mechanical Surface Detection)
- Electronics: DAE4 Sn1211; Calibrated: 2022/03/01
- Phantom: Twin SAM; Type: QD000P40CD; Serial: 1744
- Measurement SW: DASY52, Version 52.10 (4);

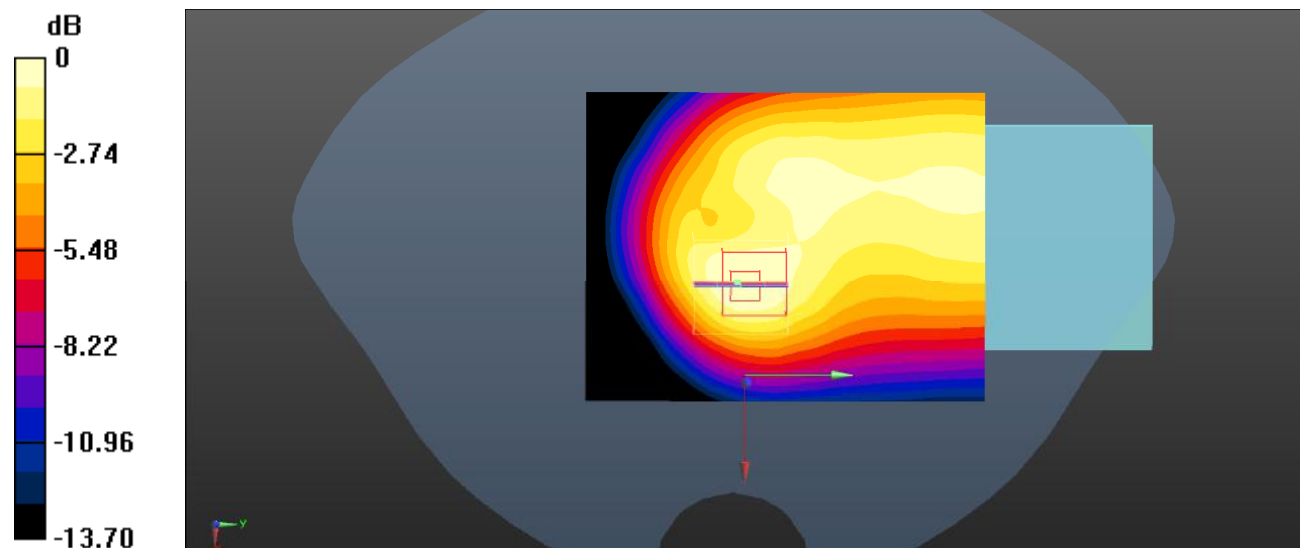
Body Back/LTE Band 5 1RB High/Area Scan (71x91x1): Interpolated grid: dx=1.500 mm, dy=1.500 mm
 Maximum value of SAR (interpolated) = 0.216 W/kg

Body Back/LTE Band 5 1RB High/Zoom Scan (5x5x7)/Cube 0: Measurement grid: dx=8mm, dy=8mm, dz=5mm
 Reference Value = 12.82 V/m; Power Drift = -0.11 dB

Peak SAR (extrapolated) = 0.331 W/kg

SAR(1 g) = 0.198 W/kg; SAR(10 g) = 0.119 W/kg

Maximum value of SAR (measured) = 0.212 W/kg



0 dB = 0.212 W/kg = -6.74 dBW/kg

Plot 88#: LTE Band 5 50%RB_ Body Back_Mid**DUT: A13 Pro 5G; Type: Smart Phone; Serial: SZNS211213-64419E-SA-S1**

Communication System: UID 0, Generic FDD-LTE (0); Frequency: 836.5 MHz; Duty Cycle: 1:1

Medium parameters used (interpolated): $f = 836.5$ MHz; $\sigma = 0.908$ S/m; $\epsilon_r = 42.018$; $\rho = 1000$ kg/m³

Phantom section: Flat Section

DASY5 Configuration:

- Probe: EX3DV4 - SN3619; ConvF(8.63, 8.63, 8.63) @ 836.5 MHz;
- Sensor-Surface: 4mm (Mechanical Surface Detection)
- Electronics: DAE4 Sn1211; Calibrated: 2022/03/01
- Phantom: Twin SAM; Type: QD000P40CD; Serial: 1744
- Measurement SW: DASY52, Version 52.10 (4);

Body Back/LTE Band 5 50%RB Mid/Area Scan (71x91x1): Interpolated grid: dx=1.500 mm, dy=1.500 mm

Maximum value of SAR (interpolated) = 0.175 W/kg

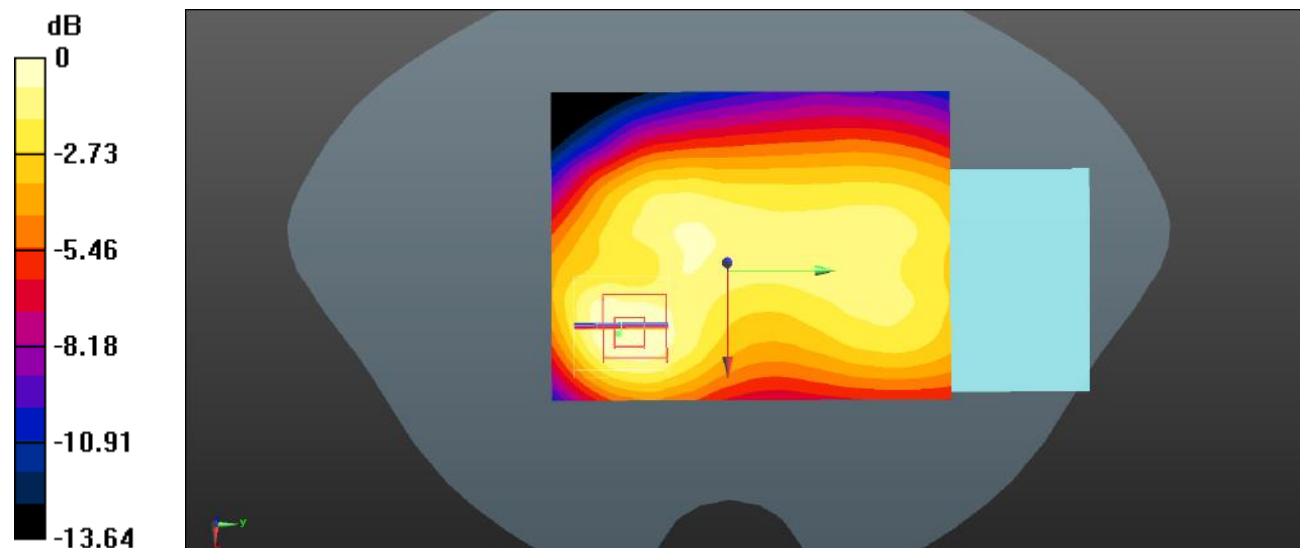
Body Back/LTE Band 5 50%RB Mid/Zoom Scan (5x5x7)/Cube 0: Measurement grid: dx=8mm, dy=8mm, dz=5mm

Reference Value = 12.25 V/m; Power Drift = -0.05 dB

Peak SAR (extrapolated) = 0.276 W/kg

SAR(1 g) = 0.163 W/kg; SAR(10 g) = 0.097 W/kg

Maximum value of SAR (measured) = 0.174 W/kg



0 dB = 0.174 W/kg = -7.59 dBW/kg

Plot 89#: LTE Band 5 1RB_ Body Left_Mid**DUT: A13 Pro 5G; Type: Smart Phone; Serial: SZNS211213-64419E-SA-S1**

Communication System: UID 0, Generic FDD-LTE (0); Frequency: 836.5 MHz; Duty Cycle: 1:1

Medium parameters used (interpolated): $f = 836.5$ MHz; $\sigma = 0.908$ S/m; $\epsilon_r = 42.018$; $\rho = 1000$ kg/m³

Phantom section: Flat Section

DASY5 Configuration:

- Probe: EX3DV4 - SN3619; ConvF(8.63, 8.63, 8.63) @ 836.5 MHz;
- Sensor-Surface: 4mm (Mechanical Surface Detection)
- Electronics: DAE4 Sn1211; Calibrated: 2022/03/01
- Phantom: Twin SAM; Type: QD000P40CD; Serial: 1744
- Measurement SW: DASY52, Version 52.10 (4);

Body Left/LTE Band 5 1RB Mid/Area Scan (71x91x1): Interpolated grid: dx=1.500 mm, dy=1.500 mm

Maximum value of SAR (interpolated) = 0.0856 W/kg

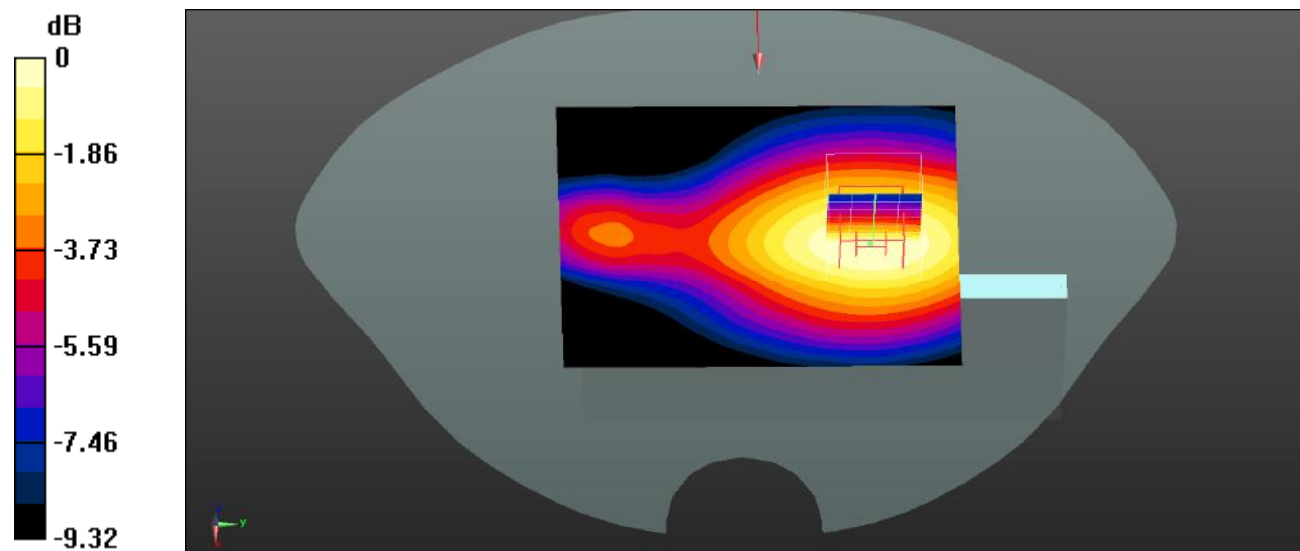
Body Left/LTE Band 5 1RB Mid/Zoom Scan (5x5x7)/Cube 0: Measurement grid: dx=8mm, dy=8mm, dz=5mm

Reference Value = 6.993 V/m; Power Drift = 0.00 dB

Peak SAR (extrapolated) = 0.129 W/kg

SAR(1 g) = 0.081 W/kg; SAR(10 g) = 0.055 W/kg

Maximum value of SAR (measured) = 0.0840 W/kg



0 dB = 0.0840 W/kg = -10.76 dBW/kg

Plot 90#: LTE Band 5 50%RB_ Body Left_Mid**DUT: A13 Pro 5G; Type: Smart Phone; Serial: SZNS211213-64419E-SA-S1**

Communication System: UID 0, Generic FDD-LTE (0); Frequency: 836.5 MHz; Duty Cycle: 1:1

Medium parameters used (interpolated): $f = 836.5$ MHz; $\sigma = 0.908$ S/m; $\epsilon_r = 42.018$; $\rho = 1000$ kg/m³

Phantom section: Flat Section

DASY5 Configuration:

- Probe: EX3DV4 - SN3619; ConvF(8.63, 8.63, 8.63) @ 836.5 MHz;
- Sensor-Surface: 4mm (Mechanical Surface Detection)
- Electronics: DAE4 Sn1211; Calibrated: 2022/03/01
- Phantom: Twin SAM; Type: QD000P40CD; Serial: 1744
- Measurement SW: DASY52, Version 52.10 (4);

Body Left/LTE Band 5 50%RB Mid/Area Scan (71x91x1): Interpolated grid: dx=1.500 mm, dy=1.500 mm

Maximum value of SAR (interpolated) = 0.0675 W/kg

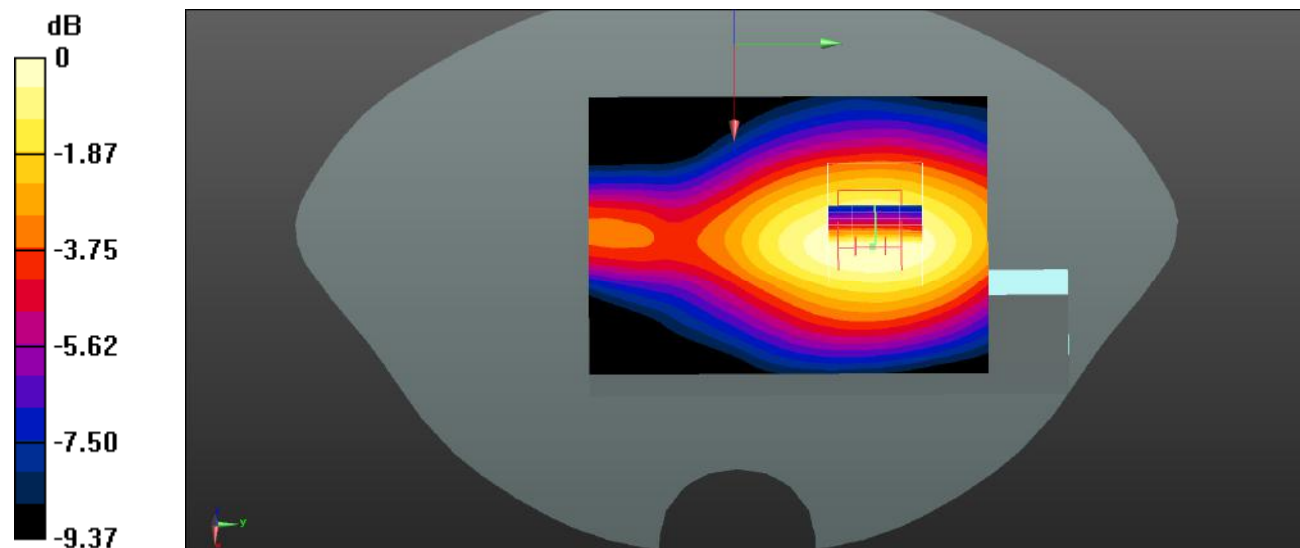
Body Left/LTE Band 5 50%RB Mid/Zoom Scan (5x5x7)/Cube 0: Measurement grid: dx=8mm, dy=8mm, dz=5mm

Reference Value = 6.250 V/m; Power Drift = -0.06 dB

Peak SAR (extrapolated) = 0.101 W/kg

SAR(1 g) = 0.063 W/kg; SAR(10 g) = 0.043 W/kg

Maximum value of SAR (measured) = 0.0656 W/kg



0 dB = 0.0656 W/kg = -11.83 dBW/kg

Plot 91#: LTE Band 5 1RB_ Body Right_Mid**DUT: A13 Pro 5G; Type: Smart Phone; Serial: SZNS211213-64419E-SA-S1**

Communication System: UID 0, Generic FDD-LTE (0); Frequency: 836.5 MHz; Duty Cycle: 1:1

Medium parameters used (interpolated): $f = 836.5$ MHz; $\sigma = 0.908$ S/m; $\epsilon_r = 42.018$; $\rho = 1000$ kg/m³

Phantom section: Flat Section

DASY5 Configuration:

- Probe: EX3DV4 - SN3619; ConvF(8.63, 8.63, 8.63) @ 836.5 MHz;
- Sensor-Surface: 4mm (Mechanical Surface Detection)
- Electronics: DAE4 Sn1211; Calibrated: 2022/03/01
- Phantom: Twin SAM; Type: QD000P40CD; Serial: 1744
- Measurement SW: DASY52, Version 52.10 (4);

Body Right/LTE Band 5 1RB Mid/Area Scan (71x91x1): Interpolated grid: dx=1.500 mm, dy=1.500 mm

Maximum value of SAR (interpolated) = 0.132 W/kg

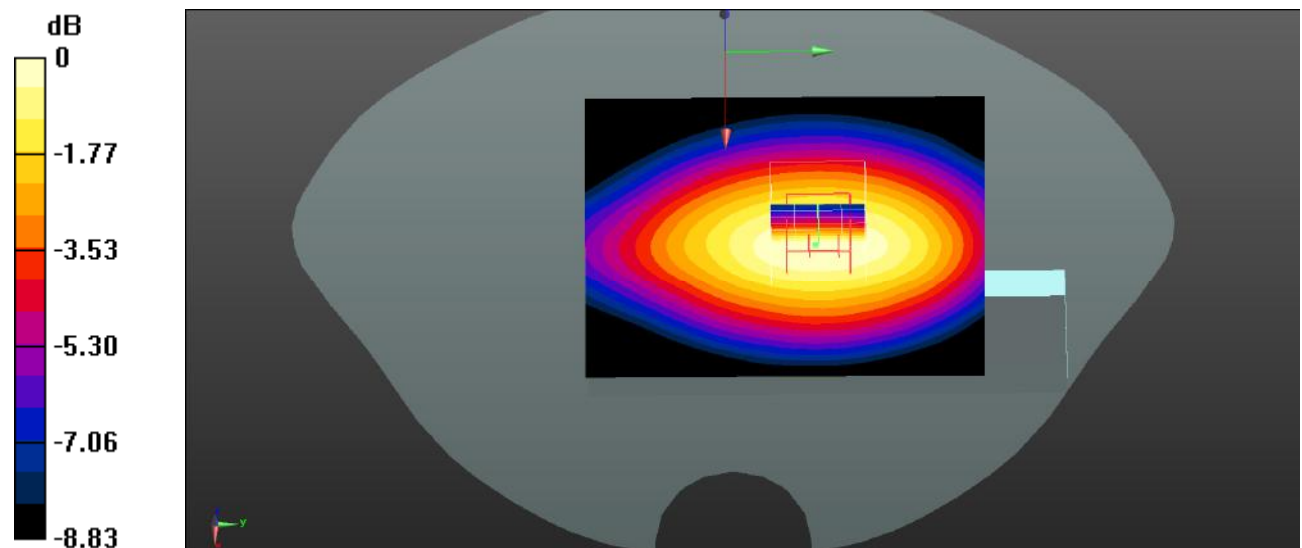
Body Right/LTE Band 5 1RB Mid/Zoom Scan (5x5x7)/Cube 0: Measurement grid: dx=8mm, dy=8mm, dz=5mm

Reference Value = 10.74 V/m; Power Drift = -0.08 dB

Peak SAR (extrapolated) = 0.197 W/kg

SAR(1 g) = 0.126 W/kg; SAR(10 g) = 0.087 W/kg

Maximum value of SAR (measured) = 0.132 W/kg



0 dB = 0.132 W/kg = -8.79 dBW/kg

Plot 92#: LTE Band 5 50%RB_ Body Right_Mid**DUT: A13 Pro 5G; Type: Smart Phone; Serial: SZNS211213-64419E-SA-S1**

Communication System: UID 0, Generic FDD-LTE (0); Frequency: 836.5 MHz; Duty Cycle: 1:1

Medium parameters used (interpolated): $f = 836.5$ MHz; $\sigma = 0.908$ S/m; $\epsilon_r = 42.018$; $\rho = 1000$ kg/m³

Phantom section: Flat Section

DASY5 Configuration:

- Probe: EX3DV4 - SN3619; ConvF(8.63, 8.63, 8.63) @ 836.5 MHz;
- Sensor-Surface: 4mm (Mechanical Surface Detection)
- Electronics: DAE4 Sn1211; Calibrated: 2022/03/01
- Phantom: Twin SAM; Type: QD000P40CD; Serial: 1744
- Measurement SW: DASY52, Version 52.10 (4);

Body Right/LTE Band 5 50%RB Mid/Area Scan (71x91x1): Interpolated grid: dx=1.500 mm, dy=1.500 mm

Maximum value of SAR (interpolated) = 0.105 W/kg

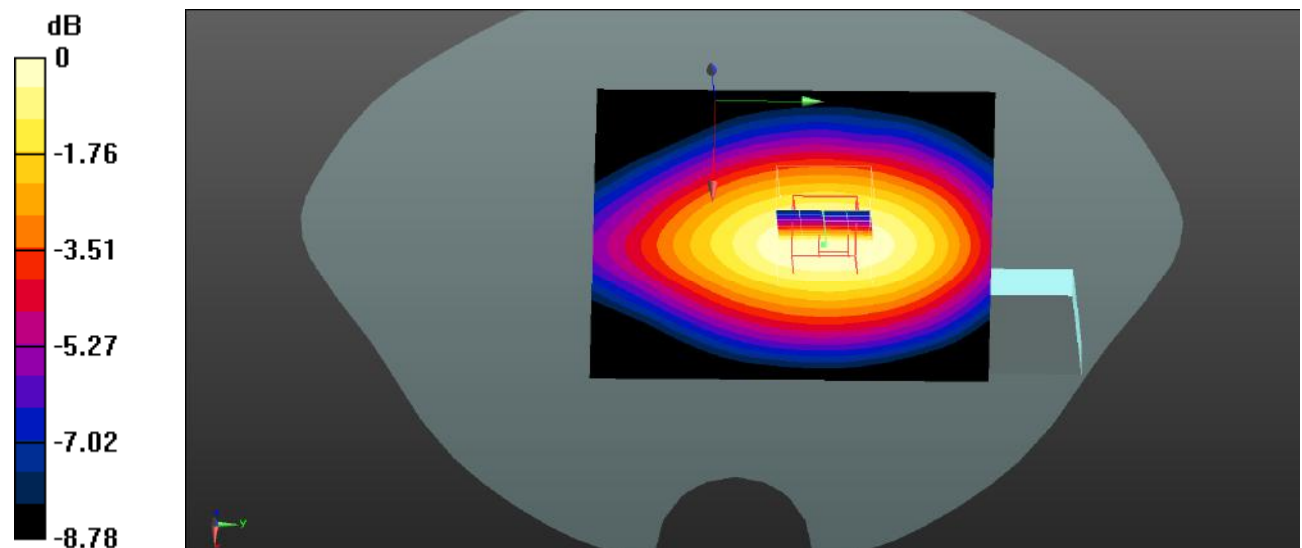
Body Right/LTE Band 5 50%RB Mid/Zoom Scan (5x5x7)/Cube 0: Measurement grid: dx=8mm, dy=8mm, dz=5mm

Reference Value = 9.610 V/m; Power Drift = -0.03 dB

Peak SAR (extrapolated) = 0.158 W/kg

SAR(1 g) = 0.100 W/kg; SAR(10 g) = 0.069 W/kg

Maximum value of SAR (measured) = 0.104 W/kg



Plot 93#: LTE Band 5 1RB_ Body Bottom_Mid**DUT: A13 Pro 5G; Type: Smart Phone; Serial: SZNS211213-64419E-SA-S1**

Communication System: UID 0, Generic FDD-LTE (0); Frequency: 836.5 MHz; Duty Cycle: 1:1

Medium parameters used (interpolated): $f = 836.5$ MHz; $\sigma = 0.908$ S/m; $\epsilon_r = 42.018$; $\rho = 1000$ kg/m³

Phantom section: Flat Section

DASY5 Configuration:

- Probe: EX3DV4 - SN3619; ConvF(8.63, 8.63, 8.63) @ 836.5 MHz;
- Sensor-Surface: 4mm (Mechanical Surface Detection)
- Electronics: DAE4 Sn1211; Calibrated: 2022/03/01
- Phantom: Twin SAM; Type: QD000P40CD; Serial: 1744
- Measurement SW: DASY52, Version 52.10 (4);

Body Bottom/LTE Band 5 1RB Mid/Area Scan (71x91x1): Interpolated grid: dx=1.500 mm, dy=1.500 mm

Maximum value of SAR (interpolated) = 0.0844 W/kg

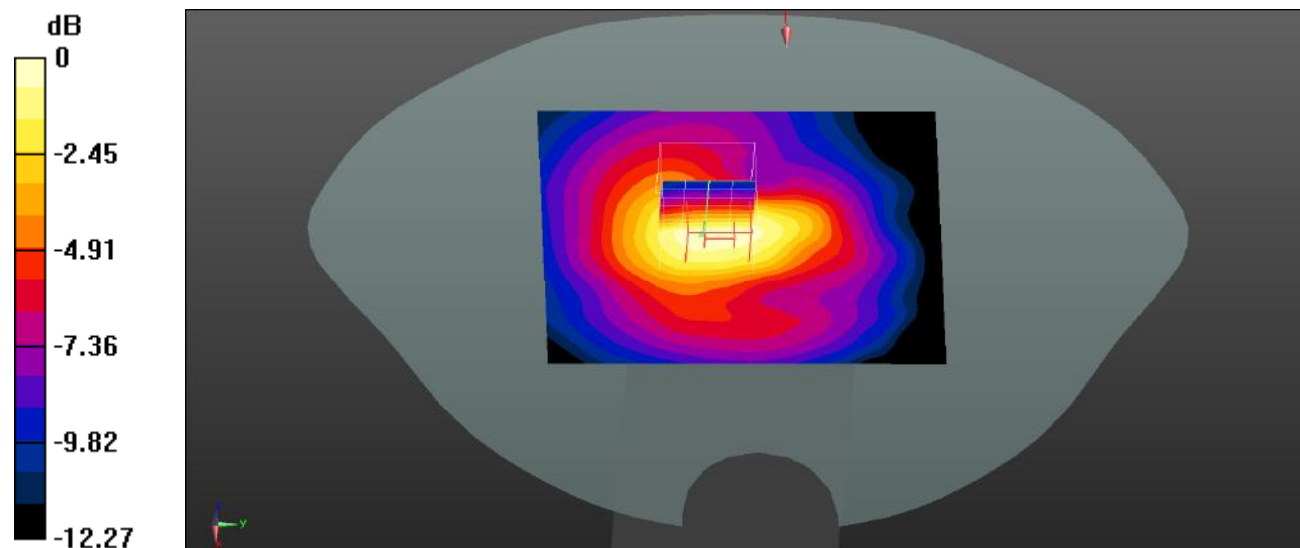
Body Bottom/LTE Band 5 1RB Mid/Zoom Scan (5x5x7)/Cube 0: Measurement grid: dx=8mm, dy=8mm, dz=5mm

Reference Value = 9.509 V/m; Power Drift = 0.19 dB

Peak SAR (extrapolated) = 0.136 W/kg

SAR(1 g) = 0.083 W/kg; SAR(10 g) = 0.050 W/kg

Maximum value of SAR (measured) = 0.0895 W/kg



0 dB = 0.0895 W/kg = -10.48 dBW/kg

Plot 94#: LTE Band 5 50%RB_ Body Bottom_Mid**DUT: A13 Pro 5G; Type: Smart Phone; Serial: SZNS211213-64419E-SA-S1**

Communication System: UID 0, Generic FDD-LTE (0); Frequency: 836.5 MHz; Duty Cycle: 1:1

Medium parameters used (interpolated): $f = 836.5$ MHz; $\sigma = 0.908$ S/m; $\epsilon_r = 42.018$; $\rho = 1000$ kg/m³

Phantom section: Flat Section

DASY5 Configuration:

- Probe: EX3DV4 - SN3619; ConvF(8.63, 8.63, 8.63) @ 836.5 MHz;
- Sensor-Surface: 4mm (Mechanical Surface Detection)
- Electronics: DAE4 Sn1211; Calibrated: 2022/03/01
- Phantom: Twin SAM; Type: QD000P40CD; Serial: 1744
- Measurement SW: DASY52, Version 52.10 (4);

Body Bottom/LTE Band 5 50%RB Mid/Area Scan (71x91x1): Interpolated grid: dx=1.500 mm, dy=1.500 mm

Maximum value of SAR (interpolated) = 0.0693 W/kg

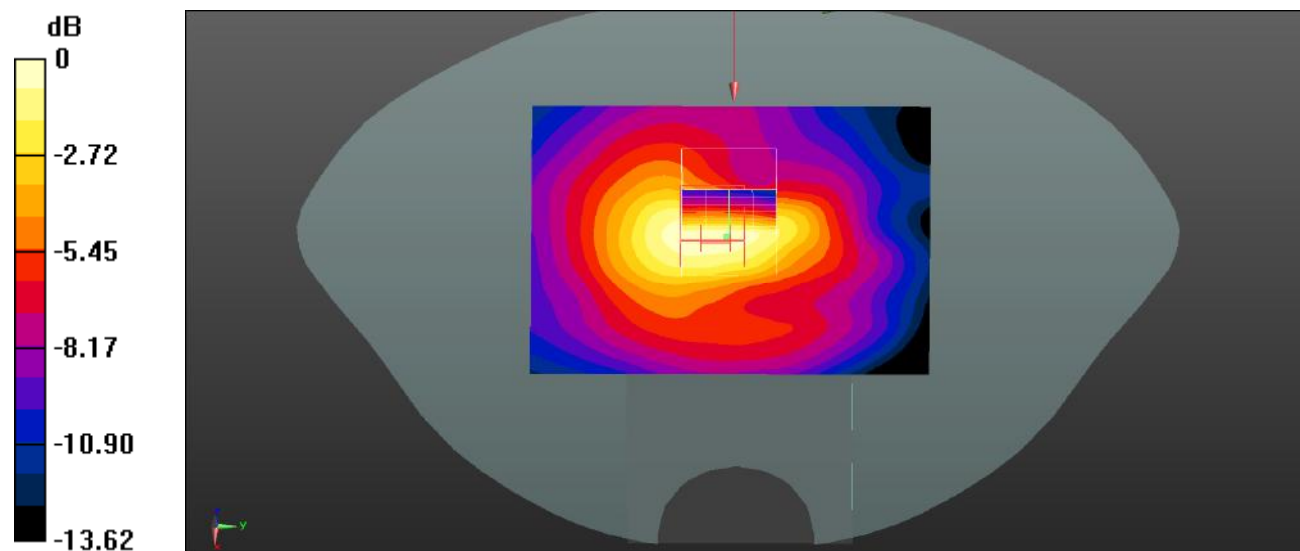
Body Bottom/LTE Band 5 50%RB Mid/Zoom Scan (5x5x7)/Cube 0: Measurement grid: dx=8mm, dy=8mm, dz=5mm

Reference Value = 8.862 V/m; Power Drift = -0.12 dB

Peak SAR (extrapolated) = 0.113 W/kg

SAR(1 g) = 0.068 W/kg; SAR(10 g) = 0.041 W/kg

Maximum value of SAR (measured) = 0.0734 W/kg



0 dB = 0.0734 W/kg = -11.34 dBW/kg

Plot 95#: LTE Band 12 1RB_ Head Left Cheek_Mid**DUT: A13 Pro 5G; Type: Smart Phone; Serial: SZNS211213-64419E-SA-S1**

Communication System: UID 0, Generic FDD-LTE (0); Frequency: 707.5 MHz; Duty Cycle: 1:1

Medium parameters used (interpolated): $f = 707.5$ MHz; $\sigma = 0.874$ S/m; $\epsilon_r = 42.602$; $\rho = 1000$ kg/m³

Phantom section: Left Section

DASY5 Configuration:

- Probe: EX3DV4 - SN3619; ConvF(8.63, 8.63, 8.63) @ 707.5 MHz;
- Sensor-Surface: 4mm (Mechanical Surface Detection)
- Electronics: DAE4 Sn1211; Calibrated: 2022/03/01
- Phantom: Twin SAM; Type: QD000P40CD; Serial: 1744
- Measurement SW: DASY52, Version 52.10 (2);

Head Left Cheek/LTE Band 12 1RB Mid/Area Scan (71x91x1): Interpolated grid: dx=1.500 mm, dy=1.500 mm

Maximum value of SAR (interpolated) = 0.116 W/kg

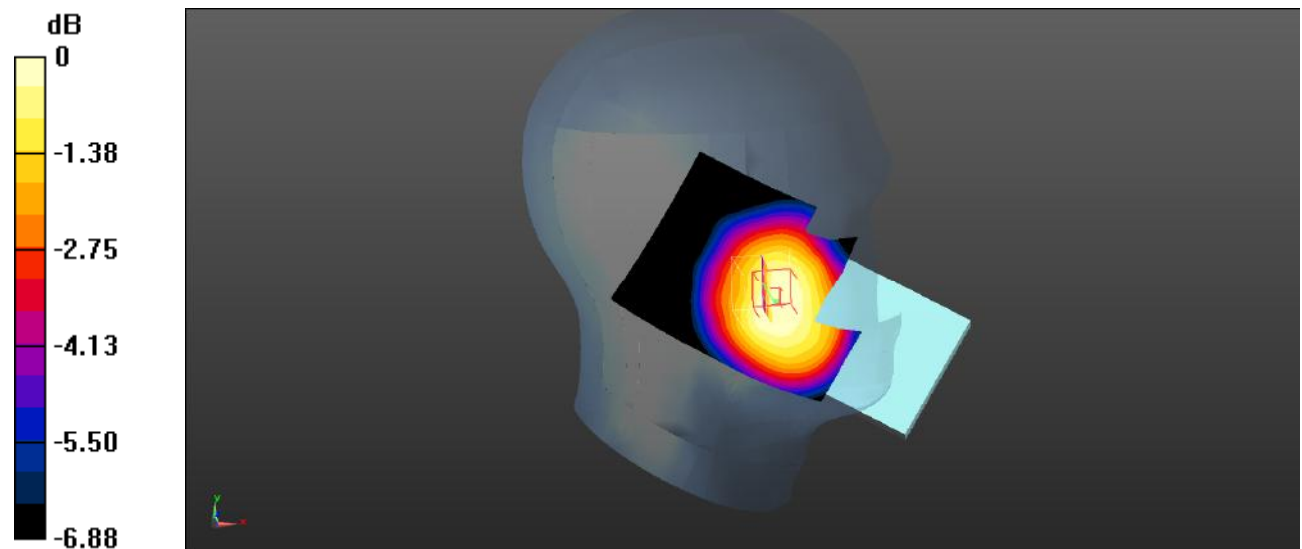
Head Left Cheek/LTE Band 12 1RB Mid/Zoom Scan (5x5x7)/Cube 0: Measurement grid: dx=8mm, dy=8mm, dz=5mm

Reference Value = 3.601 V/m; Power Drift = 0.13 dB

Peak SAR (extrapolated) = 0.135 W/kg

SAR(1 g) = 0.112 W/kg; SAR(10 g) = 0.095 W/kg

Maximum value of SAR (measured) = 0.112 W/kg



0 dB = 0.112 W/kg = -9.51 dBW/kg

Plot 96#: LTE Band 12 50%RB_ Head Left Cheek_Mid**DUT: A13 Pro 5G; Type: Smart Phone; Serial: SZNS211213-64419E-SA-S1**

Communication System: UID 0, Generic FDD-LTE (0); Frequency: 707.5 MHz; Duty Cycle: 1:1

Medium parameters used (interpolated): $f = 707.5$ MHz; $\sigma = 0.874$ S/m; $\epsilon_r = 42.602$; $\rho = 1000$ kg/m³

Phantom section: Left Section

DASY5 Configuration:

- Probe: EX3DV4 - SN3619; ConvF(8.63, 8.63, 8.63) @ 707.5 MHz;
- Sensor-Surface: 4mm (Mechanical Surface Detection)
- Electronics: DAE4 Sn1211; Calibrated: 2022/03/01
- Phantom: Twin SAM; Type: QD000P40CD; Serial: 1744
- Measurement SW: DASY52, Version 52.10 (2);

Head Left Cheek/LTE Band 12 50%RB Mid/Area Scan (71x91x1): Interpolated grid: dx=1.500 mm, dy=1.500 mm

Maximum value of SAR (interpolated) = 0.0913 W/kg

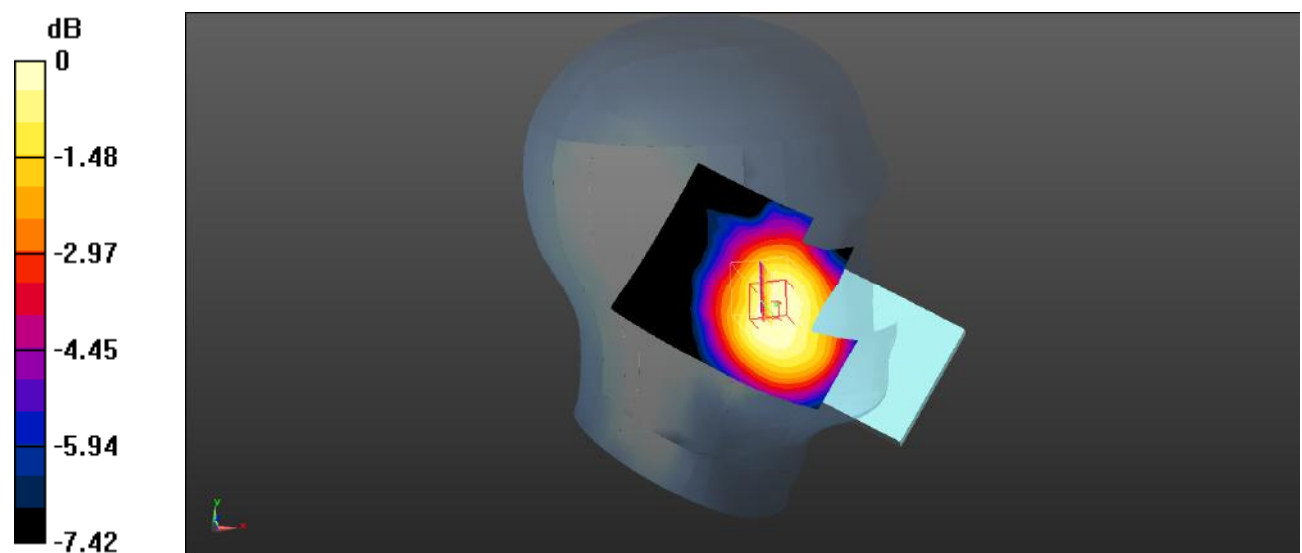
Head Left Cheek/LTE Band 12 50%RB Mid/Zoom Scan (5x5x7)/Cube 0: Measurement grid: dx=8mm, dy=8mm, dz=5mm

Reference Value = 3.219 V/m; Power Drift = 0.19 dB

Peak SAR (extrapolated) = 0.110 W/kg

SAR(1 g) = 0.091 W/kg; SAR(10 g) = 0.077 W/kg

Maximum value of SAR (measured) = 0.0907 W/kg



0 dB = 0.0907 W/kg = -10.42 dBW/kg

Plot 97#: LTE Band 12 1RB_ Head Left Tilt_Mid**DUT: A13 Pro 5G; Type: Smart Phone; Serial: SZNS211213-64419E-SA-S1**

Communication System: UID 0, Generic FDD-LTE (0); Frequency: 707.5 MHz; Duty Cycle: 1:1

Medium parameters used (interpolated): $f = 707.5$ MHz; $\sigma = 0.874$ S/m; $\epsilon_r = 42.602$; $\rho = 1000$ kg/m³

Phantom section: Left Section

DASY5 Configuration:

- Probe: EX3DV4 - SN3619; ConvF(8.63, 8.63, 8.63) @ 707.5 MHz;
- Sensor-Surface: 4mm (Mechanical Surface Detection)
- Electronics: DAE4 Sn1211; Calibrated: 2022/03/01
- Phantom: Twin SAM; Type: QD000P40CD; Serial: 1744
- Measurement SW: DASY52, Version 52.10 (2);

Head Left Tilt/LTE Band 12 1RB Mid/Area Scan (71x91x1): Interpolated grid: dx=1.500 mm, dy=1.500 mm

Maximum value of SAR (interpolated) = 0.0649 W/kg

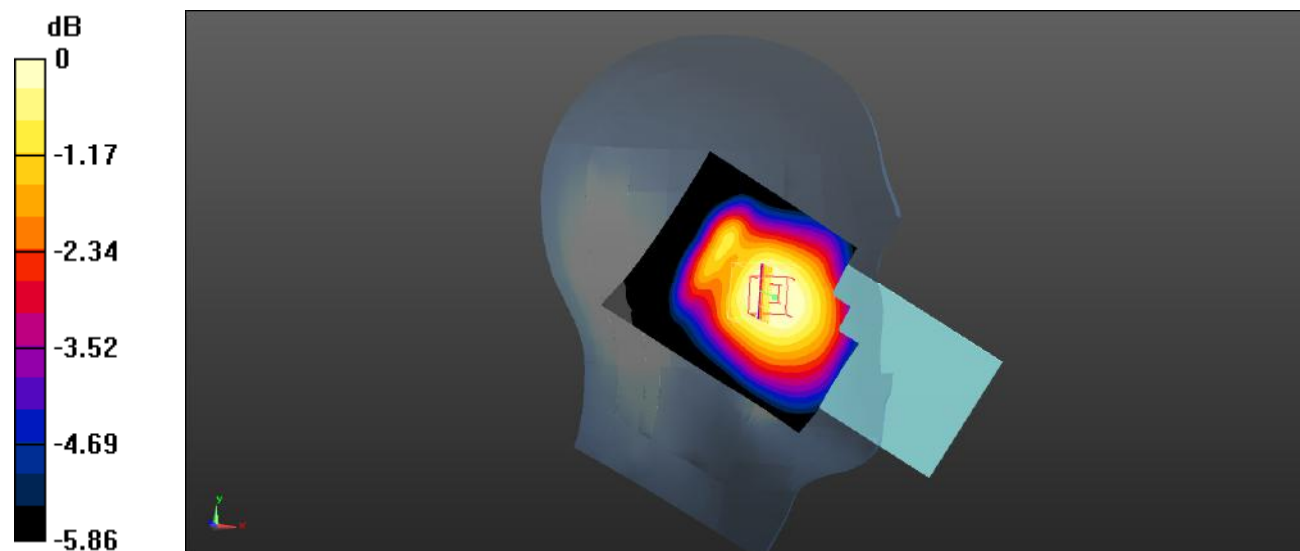
Head Left Tilt/LTE Band 12 1RB Mid/Zoom Scan (5x5x7)/Cube 0: Measurement grid: dx=8mm, dy=8mm, dz=5mm

Reference Value = 6.967 V/m; Power Drift = 0.19 dB

Peak SAR (extrapolated) = 0.0850 W/kg

SAR(1 g) = 0.064 W/kg; SAR(10 g) = 0.056 W/kg

Maximum value of SAR (measured) = 0.0625 W/kg



0 dB = 0.0625 W/kg = -12.04 dBW/kg

Plot 98#: LTE Band 12 50%RB_ Head Left Tilt_Mid**DUT: A13 Pro 5G; Type: Smart Phone; Serial: SZNS211213-64419E-SA-S1**

Communication System: UID 0, Generic FDD-LTE (0); Frequency: 707.5 MHz; Duty Cycle: 1:1

Medium parameters used (interpolated): $f = 707.5$ MHz; $\sigma = 0.874$ S/m; $\epsilon_r = 42.602$; $\rho = 1000$ kg/m³

Phantom section: Left Section

DASY5 Configuration:

- Probe: EX3DV4 - SN3619; ConvF(8.63, 8.63, 8.63) @ 707.5 MHz;
- Sensor-Surface: 4mm (Mechanical Surface Detection)
- Electronics: DAE4 Sn1211; Calibrated: 2022/03/01
- Phantom: Twin SAM; Type: QD000P40CD; Serial: 1744
- Measurement SW: DASY52, Version 52.10 (2);

Head Left Tilt/LTE Band 12 50%RB Mid/Area Scan (71x91x1): Interpolated grid: dx=1.500 mm, dy=1.500 mm

Maximum value of SAR (interpolated) = 0.0552 W/kg

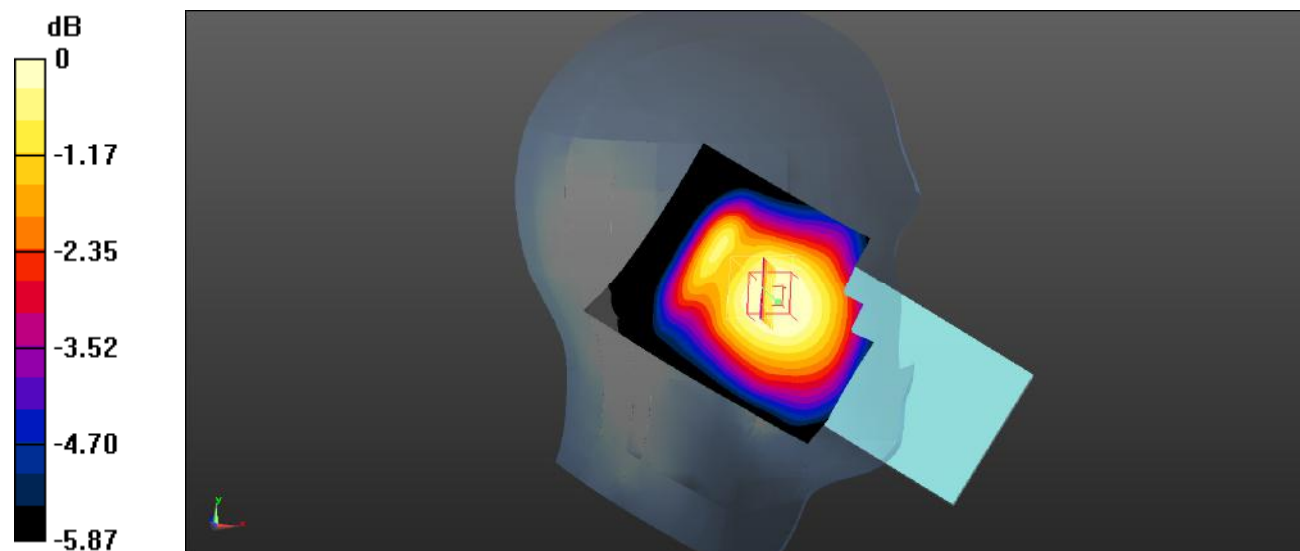
Head Left Tilt/LTE Band 12 50%RB Mid/Zoom Scan (5x5x7)/Cube 0: Measurement grid: dx=8mm, dy=8mm, dz=5mm

Reference Value = 6.410 V/m; Power Drift = 0.07 dB

Peak SAR (extrapolated) = 0.0680 W/kg

SAR(1 g) = 0.053 W/kg; SAR(10 g) = 0.047 W/kg

Maximum value of SAR (measured) = 0.0527 W/kg



0 dB = 0.0527 W/kg = -12.78 dBW/kg

Plot 99#: LTE Band 12 1RB_ Head Right Cheek_Low**DUT: A13 Pro 5G; Type: Smart Phone; Serial: SZNS211213-64419E-SA-S1**

Communication System: UID 0, Generic FDD-LTE (0); Frequency: 704 MHz; Duty Cycle: 1:1

Medium parameters used (interpolated): $f = 704$ MHz; $\sigma = 0.873$ S/m; $\epsilon_r = 42.615$; $\rho = 1000$ kg/m³

Phantom section: Right Section

DASY5 Configuration:

- Probe: EX3DV4 - SN3619; ConvF(8.63, 8.63, 8.63) @ 704 MHz;
- Sensor-Surface: 4mm (Mechanical Surface Detection)
- Electronics: DAE4 Sn1211; Calibrated: 2022/03/01
- Phantom: Twin SAM; Type: QD000P40CD; Serial: 1744
- Measurement SW: DASY52, Version 52.10 (2);

Head Right Cheek/LTE Band 12 1RB Low/Area Scan (71x91x1): Interpolated grid: dx=1.500 mm, dy=1.500 mm

Maximum value of SAR (interpolated) = 0.116 W/kg

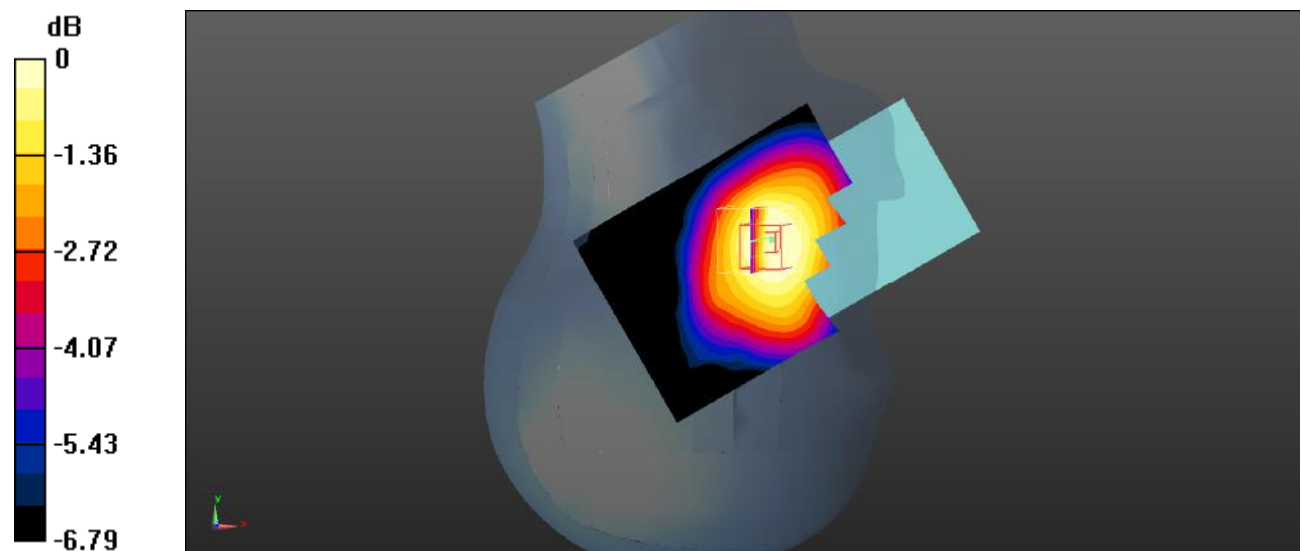
Head Right Cheek/LTE Band 12 1RB Low/Zoom Scan (5x5x7)/Cube 0: Measurement grid: dx=8mm, dy=8mm, dz=5mm

Reference Value = 3.601 V/m; Power Drift = 0.06 dB

Peak SAR (extrapolated) = 0.131 W/kg

SAR(1 g) = 0.108 W/kg; SAR(10 g) = 0.090 W/kg

Maximum value of SAR (measured) = 0.108 W/kg



0 dB = 0.108 W/kg = -9.67 dBW/kg

Plot 100#: LTE Band 12 1RB_ Head Right Cheek_Mid**DUT: A13 Pro 5G; Type: Smart Phone; Serial: SZNS211213-64419E-SA-S1**

Communication System: UID 0, Generic FDD-LTE (0); Frequency: 707.5 MHz; Duty Cycle: 1:1

Medium parameters used (interpolated): $f = 707.5$ MHz; $\sigma = 0.874$ S/m; $\epsilon_r = 42.602$; $\rho = 1000$ kg/m³

Phantom section: Right Section

DASY5 Configuration:

- Probe: EX3DV4 - SN3619; ConvF(8.63, 8.63, 8.63) @ 707.5 MHz;
- Sensor-Surface: 4mm (Mechanical Surface Detection)
- Electronics: DAE4 Sn1211; Calibrated: 2022/03/01
- Phantom: Twin SAM; Type: QD000P40CD; Serial: 1744
- Measurement SW: DASY52, Version 52.10 (2);

Head Right Cheek/LTE Band 12 1RB Mid/Area Scan (71x91x1): Interpolated grid: dx=1.500 mm, dy=1.500 mm

Maximum value of SAR (interpolated) = 0.174 W/kg

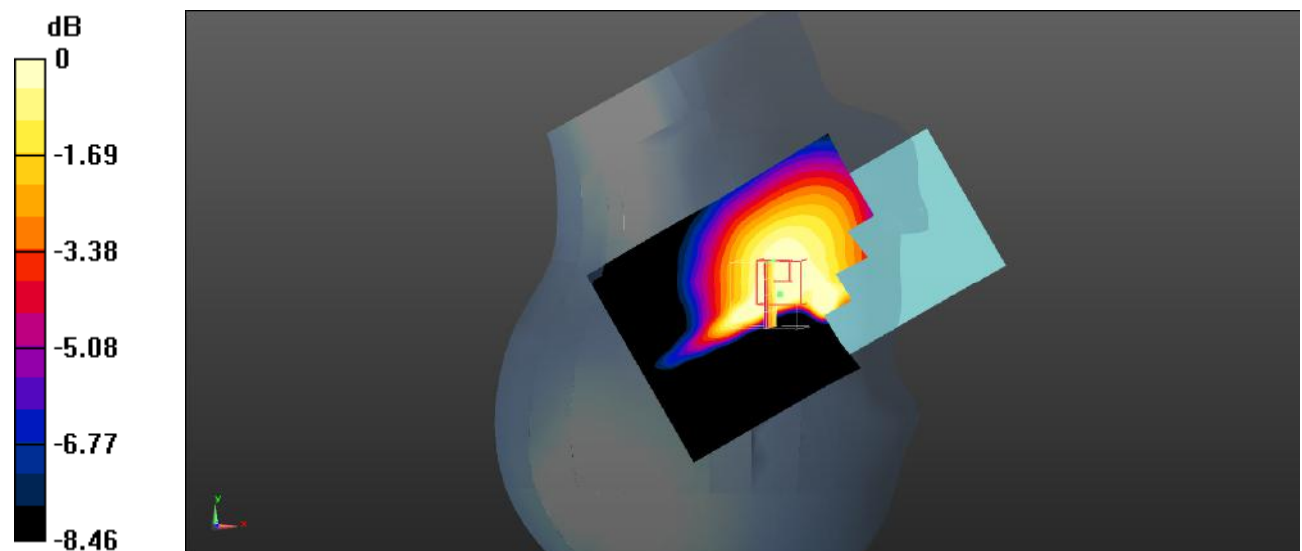
Head Right Cheek/LTE Band 12 1RB Mid/Zoom Scan (5x5x7)/Cube 0: Measurement grid: dx=8mm, dy=8mm, dz=5mm

Reference Value = 0 V/m; Power Drift = 0.00 dB

Peak SAR (extrapolated) = 0.140 W/kg

SAR(1 g) = 0.115 W/kg; SAR(10 g) = 0.094 W/kg

Maximum value of SAR (measured) = 0.115 W/kg



0 dB = 0.115 W/kg = -9.39 dBW/kg

Plot 101#: LTE Band 12 1RB_ Head Right Cheek_High**DUT: A13 Pro 5G; Type: Smart Phone; Serial: SZNS211213-64419E-SA-S1**

Communication System: UID 0, Generic FDD-LTE (0); Frequency: 711 MHz; Duty Cycle: 1:1

Medium parameters used (interpolated): $f = 711$ MHz; $\sigma = 0.876$ S/m; $\epsilon_r = 42.681$; $\rho = 1000$ kg/m³

Phantom section: Right Section

DASY5 Configuration:

- Probe: EX3DV4 - SN3619; ConvF(8.63, 8.63, 8.63) @ 711 MHz;
- Sensor-Surface: 4mm (Mechanical Surface Detection)
- Electronics: DAE4 Sn1211; Calibrated: 2022/03/01
- Phantom: Twin SAM; Type: QD000P40CD; Serial: 1744
- Measurement SW: DASY52, Version 52.10 (2);

Head Right Cheek/LTE Band 12 1RB High/Area Scan (71x91x1): Interpolated grid: dx=1.500 mm, dy=1.500 mm

Maximum value of SAR (interpolated) = 0.121 W/kg

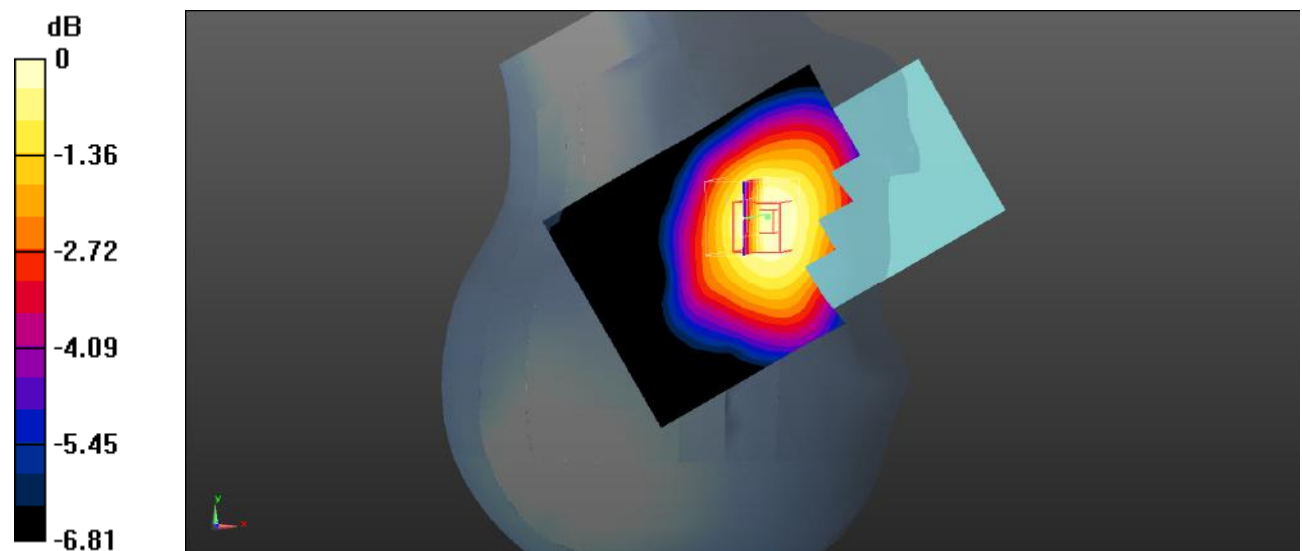
Head Right Cheek/LTE Band 12 1RB High/Zoom Scan (5x5x7)/Cube 0: Measurement grid: dx=8mm, dy=8mm, dz=5mm

Reference Value = 4.098 V/m; Power Drift = 0.04 dB

Peak SAR (extrapolated) = 0.141 W/kg

SAR(1 g) = 0.115 W/kg; SAR(10 g) = 0.095 W/kg

Maximum value of SAR (measured) = 0.116 W/kg



0 dB = 0.116 W/kg = -9.36 dBW/kg

Plot 102#: LTE Band 12 50%RB_ Head Right Cheek_Mid**DUT: A13 Pro 5G; Type: Smart Phone; Serial: SZNS211213-64419E-SA-S1**

Communication System: UID 0, Generic FDD-LTE (0); Frequency: 707.5 MHz; Duty Cycle: 1:1

Medium parameters used (interpolated): $f = 707.5$ MHz; $\sigma = 0.874$ S/m; $\epsilon_r = 42.602$; $\rho = 1000$ kg/m³

Phantom section: Right Section

DASY5 Configuration:

- Probe: EX3DV4 - SN3619; ConvF(8.63, 8.63, 8.63) @ 707.5 MHz;
- Sensor-Surface: 4mm (Mechanical Surface Detection)
- Electronics: DAE4 Sn1211; Calibrated: 2022/03/01
- Phantom: Twin SAM; Type: QD000P40CD; Serial: 1744
- Measurement SW: DASY52, Version 52.10 (2);

Head Right Cheek/LTE Band 12 50%RB Mid/Area Scan (71x91x1): Interpolated grid: dx=1.500 mm, dy=1.500 mm

Maximum value of SAR (interpolated) = 0.0963 W/kg

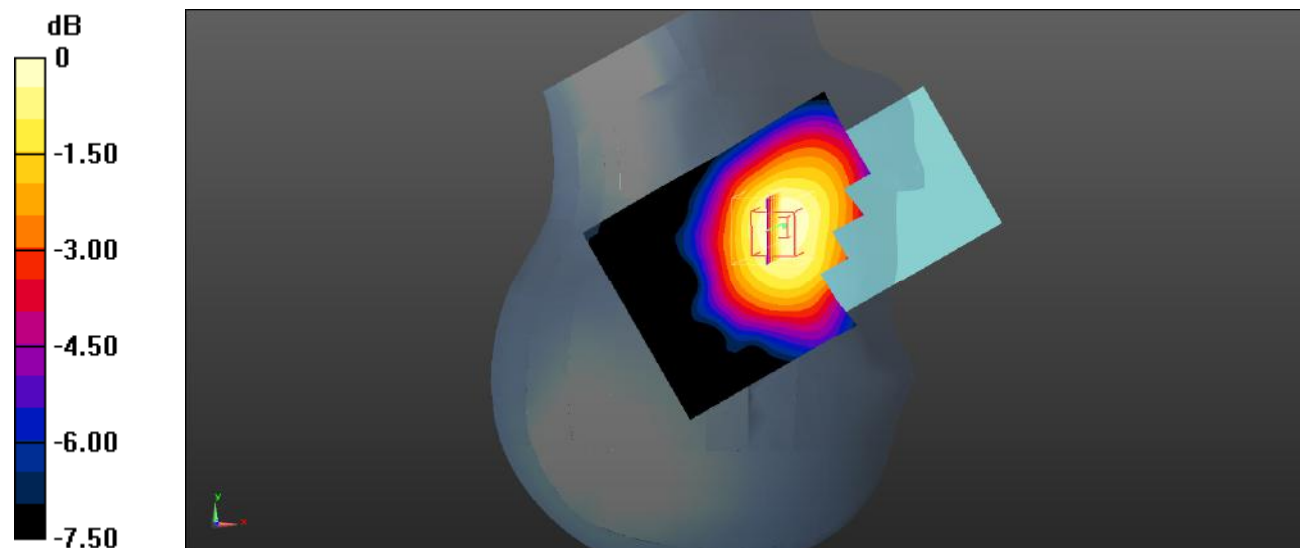
Head Right Cheek/LTE Band 12 50%RB Mid/Zoom Scan (5x5x7)/Cube 0: Measurement grid: dx=8mm, dy=8mm, dz=5mm

Reference Value = 3.365 V/m; Power Drift = 0.14 dB

Peak SAR (extrapolated) = 0.113 W/kg

SAR(1 g) = 0.093 W/kg; SAR(10 g) = 0.076 W/kg

Maximum value of SAR (measured) = 0.0940 W/kg



0 dB = 0.0940 W/kg = -10.27 dBW/kg

Plot 103#: LTE Band 12 1RB_ Head Right Tilt_Mid**DUT: A13 Pro 5G; Type: Smart Phone; Serial: SZNS211213-64419E-SA-S1**

Communication System: UID 0, Generic FDD-LTE (0); Frequency: 707.5 MHz; Duty Cycle: 1:1

Medium parameters used (interpolated): $f = 707.5$ MHz; $\sigma = 0.874$ S/m; $\epsilon_r = 42.602$; $\rho = 1000$ kg/m³

Phantom section: Right Section

DASY5 Configuration:

- Probe: EX3DV4 - SN3619; ConvF(8.63, 8.63, 8.63) @ 707.5 MHz;
- Sensor-Surface: 4mm (Mechanical Surface Detection)
- Electronics: DAE4 Sn1211; Calibrated: 2022/03/01
- Phantom: Twin SAM; Type: QD000P40CD; Serial: 1744
- Measurement SW: DASY52, Version 52.10 (2);

Head Right Tilt/LTE Band 12 1RB Mid/Area Scan (71x91x1): Interpolated grid: dx=1.500 mm, dy=1.500 mm

Maximum value of SAR (interpolated) = 0.0593 W/kg

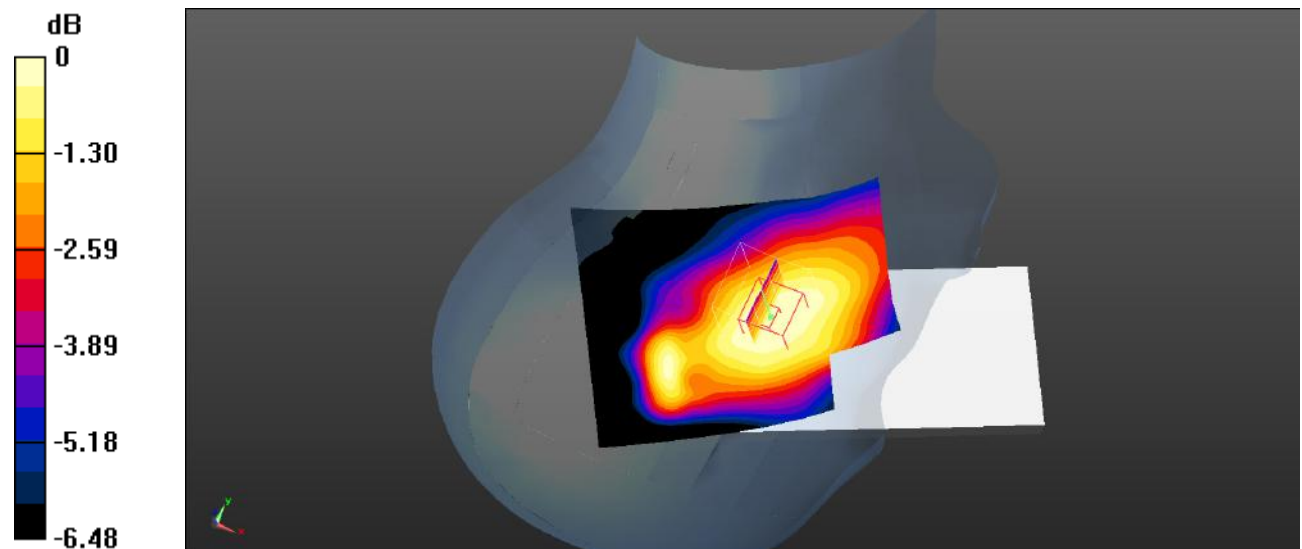
Head Right Tilt/LTE Band 12 1RB Mid/Zoom Scan (5x5x7)/Cube 0: Measurement grid: dx=8mm, dy=8mm, dz=5mm

Reference Value = 6.400 V/m; Power Drift = 0.13 dB

Peak SAR (extrapolated) = 0.0870 W/kg

SAR(1 g) = 0.060 W/kg; SAR(10 g) = 0.049 W/kg

Maximum value of SAR (measured) = 0.0592 W/kg



0 dB = 0.0592 W/kg = -12.28 dBW/kg

Plot 104#: LTE Band 12 50%RB_Head Right Tilt_Mid**DUT: A13 Pro 5G; Type: Smart Phone; Serial: SZNS211213-64419E-SA-S1**

Communication System: UID 0, Generic FDD-LTE (0); Frequency: 707.5 MHz; Duty Cycle: 1:1

Medium parameters used (interpolated): $f = 707.5$ MHz; $\sigma = 0.874$ S/m; $\epsilon_r = 42.602$; $\rho = 1000$ kg/m³

Phantom section: Right Section

DASY5 Configuration:

- Probe: EX3DV4 - SN3619; ConvF(8.63, 8.63, 8.63) @ 707.5 MHz;
- Sensor-Surface: 4mm (Mechanical Surface Detection)
- Electronics: DAE4 Sn1211; Calibrated: 2022/03/01
- Phantom: Twin SAM; Type: QD000P40CD; Serial: 1744
- Measurement SW: DASY52, Version 52.10 (2);

Head Right Tilt/LTE Band 12 50%RB Mid/Area Scan (71x91x1): Interpolated grid: dx=1.500 mm, dy=1.500 mm

Maximum value of SAR (interpolated) = 0.0497 W/kg

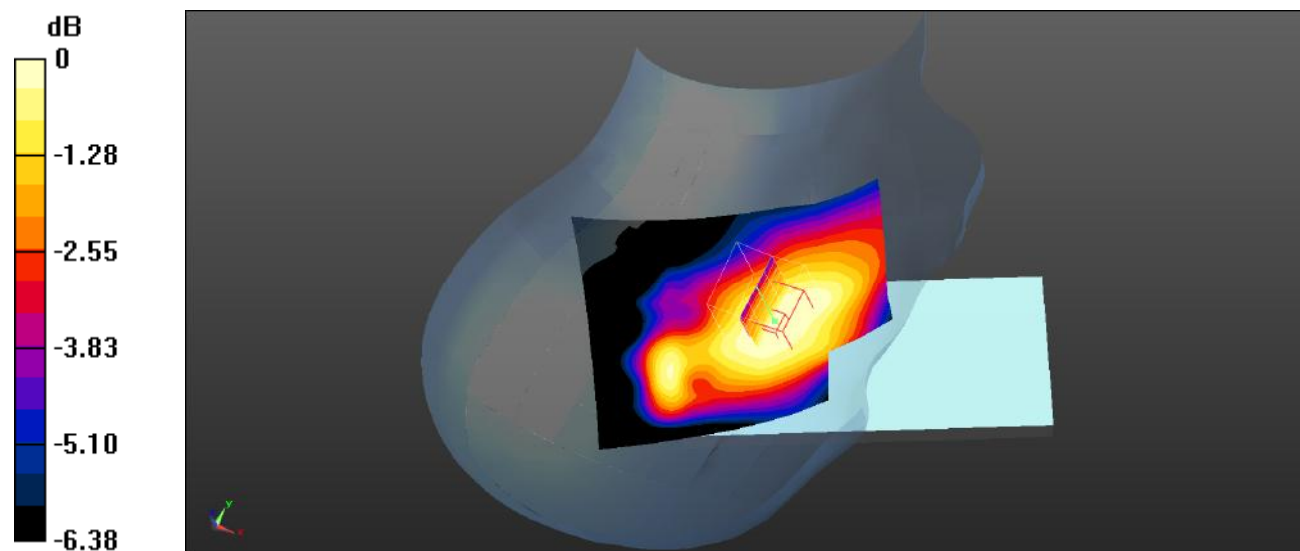
Head Right Tilt/LTE Band 12 50%RB Mid/Zoom Scan (5x5x7)/Cube 0: Measurement grid: dx=8mm, dy=8mm, dz=5mm

Reference Value = 5.672 V/m; Power Drift = 0.09 dB

Peak SAR (extrapolated) = 0.0690 W/kg

SAR(1 g) = 0.049 W/kg; SAR(10 g) = 0.040 W/kg

Maximum value of SAR (measured) = 0.0484 W/kg



0 dB = 0.0484 W/kg = -13.15 dBW/kg

Plot 105#: LTE Band 12 1RB_ Body Front_Mid**DUT: A13 Pro 5G; Type: Smart Phone; Serial: SZNS211213-64419E-SA-S1**

Communication System: UID 0, Generic FDD-LTE (0); Frequency: 707.5 MHz; Duty Cycle: 1:1

Medium parameters used (interpolated): $f = 707.5$ MHz; $\sigma = 0.874$ S/m; $\epsilon_r = 42.602$; $\rho = 1000$ kg/m³

Phantom section: Flat Section

DASY5 Configuration:

- Probe: EX3DV4 - SN3619; ConvF(8.63, 8.63, 8.63) @ 707.5 MHz;
- Sensor-Surface: 4mm (Mechanical Surface Detection)
- Electronics: DAE4 Sn1211; Calibrated: 2022/03/01
- Phantom: Twin SAM; Type: QD000P40CD; Serial: 1744
- Measurement SW: DASY52, Version 52.10 (2);

Body Front/LTE Band 12 1RB Mid/Area Scan (71x91x1): Interpolated grid: dx=1.500 mm, dy=1.500 mm

Maximum value of SAR (interpolated) = 0.166 W/kg

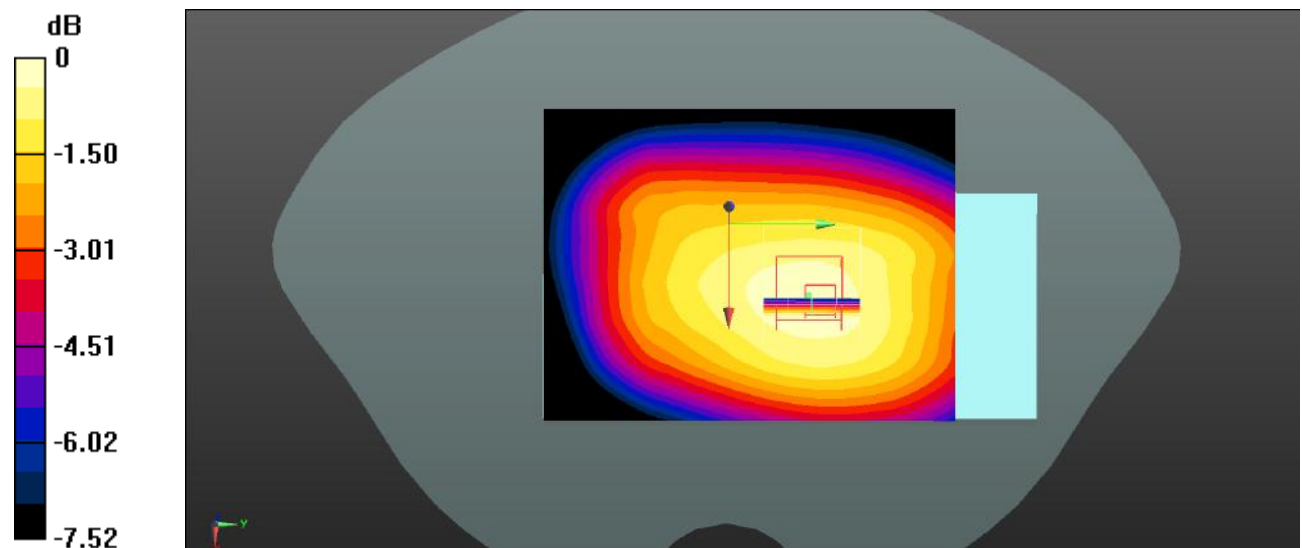
Body Front/LTE Band 12 1RB Mid/Zoom Scan (5x5x7)/Cube 0: Measurement grid: dx=8mm, dy=8mm, dz=5mm

Reference Value = 12.73 V/m; Power Drift = 0.15 dB

Peak SAR (extrapolated) = 0.234 W/kg

SAR(1 g) = 0.167 W/kg; SAR(10 g) = 0.128 W/kg

Maximum value of SAR (measured) = 0.170 W/kg



0 dB = 0.170 W/kg = -7.70 dBW/kg

Plot 106#: LTE Band 12 50%RB_ Body Front_Mid**DUT: A13 Pro 5G; Type: Smart Phone; Serial: SZNS211213-64419E-SA-S1**

Communication System: UID 0, Generic FDD-LTE (0); Frequency: 707.5 MHz; Duty Cycle: 1:1

Medium parameters used (interpolated): $f = 707.5$ MHz; $\sigma = 0.874$ S/m; $\epsilon_r = 42.602$; $\rho = 1000$ kg/m³

Phantom section: Flat Section

DASY5 Configuration:

- Probe: EX3DV4 - SN3619; ConvF(8.63, 8.63, 8.63) @ 707.5 MHz;
- Sensor-Surface: 4mm (Mechanical Surface Detection)
- Electronics: DAE4 Sn1211; Calibrated: 2022/03/01
- Phantom: Twin SAM; Type: QD000P40CD; Serial: 1744
- Measurement SW: DASY52, Version 52.10 (2);

Body Front/LTE Band 12 50%RB Mid/Area Scan (71x91x1): Interpolated grid: dx=1.500 mm, dy=1.500 mm

Maximum value of SAR (interpolated) = 0.136 W/kg

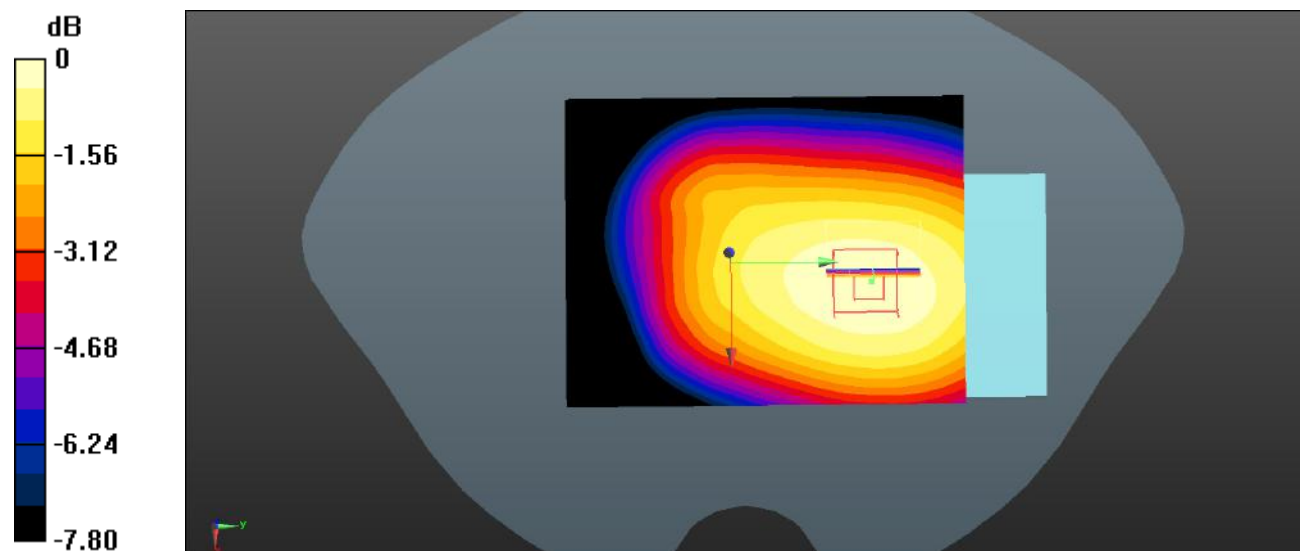
Body Front/LTE Band 12 50%RB Mid/Zoom Scan (5x5x7)/Cube 0: Measurement grid: dx=8mm, dy=8mm, dz=5mm

Reference Value = 11.17 V/m; Power Drift = 0.09 dB

Peak SAR (extrapolated) = 0.184 W/kg

SAR(1 g) = 0.134 W/kg; SAR(10 g) = 0.102 W/kg

Maximum value of SAR (measured) = 0.136 W/kg



0 dB = 0.136 W/kg = -8.66 dBW/kg

Plot 107#: LTE Band 12 1RB_ Body Back_Low**DUT: A13 Pro 5G; Type: Smart Phone; Serial: SZNS211213-64419E-SA-S1**

Communication System: UID 0, Generic FDD-LTE (0); Frequency: 704 MHz; Duty Cycle: 1:1

Medium parameters used (interpolated): $f = 704$ MHz; $\sigma = 0.873$ S/m; $\epsilon_r = 42.615$; $\rho = 1000$ kg/m³

Phantom section: Flat Section

DASY5 Configuration:

- Probe: EX3DV4 - SN3619; ConvF(8.63, 8.63, 8.63) @ 704 MHz;
- Sensor-Surface: 4mm (Mechanical Surface Detection)
- Electronics: DAE4 Sn1211; Calibrated: 2022/03/01
- Phantom: Twin SAM; Type: QD000P40CD; Serial: 1744
- Measurement SW: DASY52, Version 52.10 (2);

Body Back/LTE Band 12 1RB Low/Area Scan (71x91x1): Interpolated grid: dx=1.500 mm, dy=1.500 mm

Maximum value of SAR (interpolated) = 0.180 W/kg

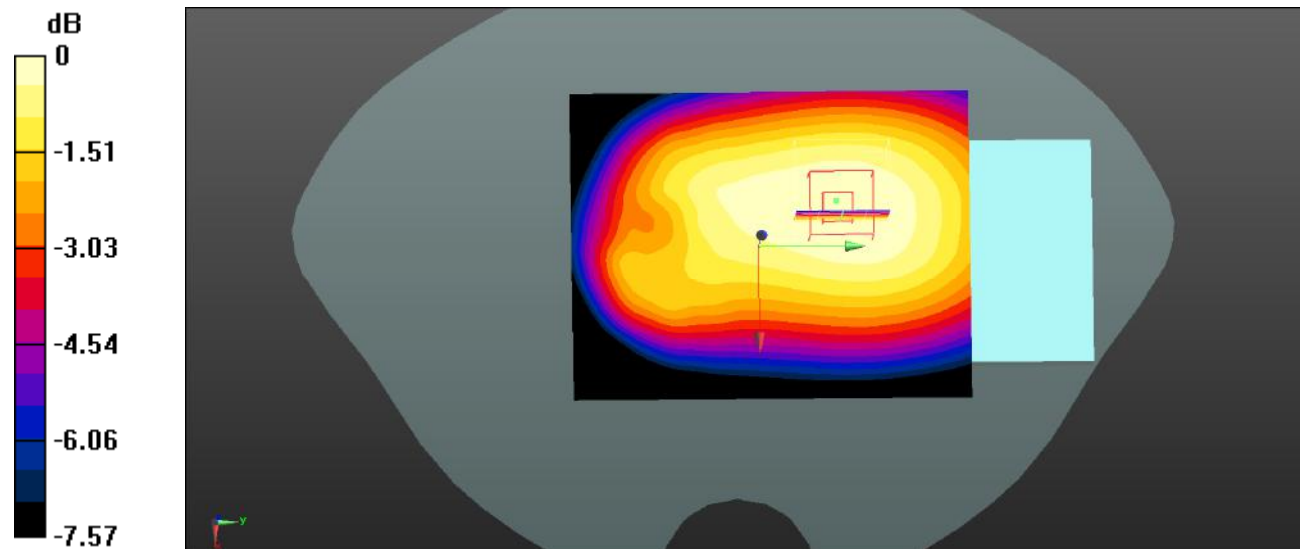
Body Back/LTE Band 12 1RB Low/Zoom Scan (5x5x7)/Cube 0: Measurement grid: dx=8mm, dy=8mm, dz=5mm

Reference Value = 13.01 V/m; Power Drift = -0.08 dB

Peak SAR (extrapolated) = 0.213 W/kg

SAR(1 g) = 0.176 W/kg; SAR(10 g) = 0.137 W/kg

Maximum value of SAR (measured) = 0.178 W/kg



0 dB = 0.178 W/kg = -7.50 dBW/kg

Plot 108#: LTE Band 12 1RB_ Body Back_Mid**DUT: A13 Pro 5G; Type: Smart Phone; Serial: SZNS211213-64419E-SA-S1**

Communication System: UID 0, Generic FDD-LTE (0); Frequency: 707.5 MHz; Duty Cycle: 1:1

Medium parameters used (interpolated): $f = 707.5$ MHz; $\sigma = 0.874$ S/m; $\epsilon_r = 42.602$; $\rho = 1000$ kg/m³

Phantom section: Flat Section

DASY5 Configuration:

- Probe: EX3DV4 - SN3619; ConvF(8.63, 8.63, 8.63) @ 707.5 MHz;
- Sensor-Surface: 4mm (Mechanical Surface Detection)
- Electronics: DAE4 Sn1211; Calibrated: 2022/03/01
- Phantom: Twin SAM; Type: QD000P40CD; Serial: 1744
- Measurement SW: DASY52, Version 52.10 (2);

Body Back/LTE Band 12 1RB Mid/Area Scan (71x91x1): Interpolated grid: dx=1.500 mm, dy=1.500 mm

Maximum value of SAR (interpolated) = 0.215 W/kg

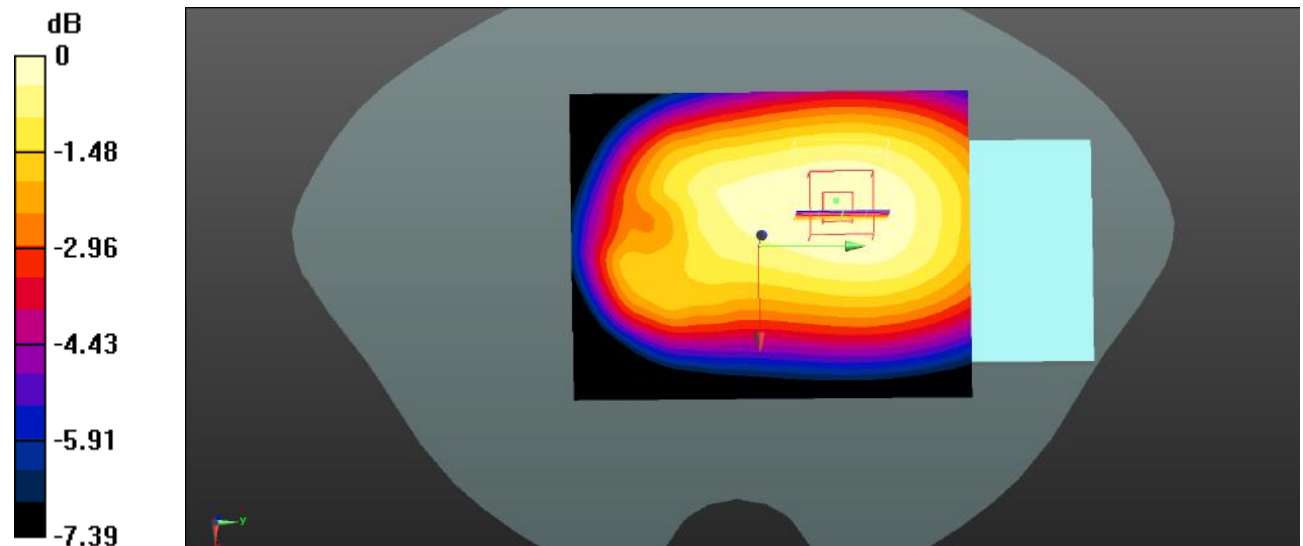
Body Back/LTE Band 12 1RB Mid/Zoom Scan (5x5x7)/Cube 0: Measurement grid: dx=8mm, dy=8mm, dz=5mm

Reference Value = 15.39 V/m; Power Drift = -0.07 dB

Peak SAR (extrapolated) = 0.264 W/kg

SAR(1 g) = 0.213 W/kg; SAR(10 g) = 0.164 W/kg

Maximum value of SAR (measured) = 0.216 W/kg



0 dB = 0.216 W/kg = -6.66 dBW/kg

Plot 109#: LTE Band 12 1RB_ Body Back_High**DUT: A13 Pro 5G; Type: Smart Phone; Serial: SZNS211213-64419E-SA-S1**

Communication System: UID 0, Generic FDD-LTE (0); Frequency: 711 MHz; Duty Cycle: 1:1
 Medium parameters used (interpolated): $f = 711$ MHz; $\sigma = 0.876$ S/m; $\epsilon_r = 42.681$; $\rho = 1000$ kg/m³
 Phantom section: Flat Section

DASY5 Configuration:

- Probe: EX3DV4 - SN3619; ConvF(8.63, 8.63, 8.63) @ 711 MHz;
- Sensor-Surface: 4mm (Mechanical Surface Detection)
- Electronics: DAE4 Sn1211; Calibrated: 2022/03/01
- Phantom: Twin SAM; Type: QD000P40CD; Serial: 1744
- Measurement SW: DASY52, Version 52.10 (2);

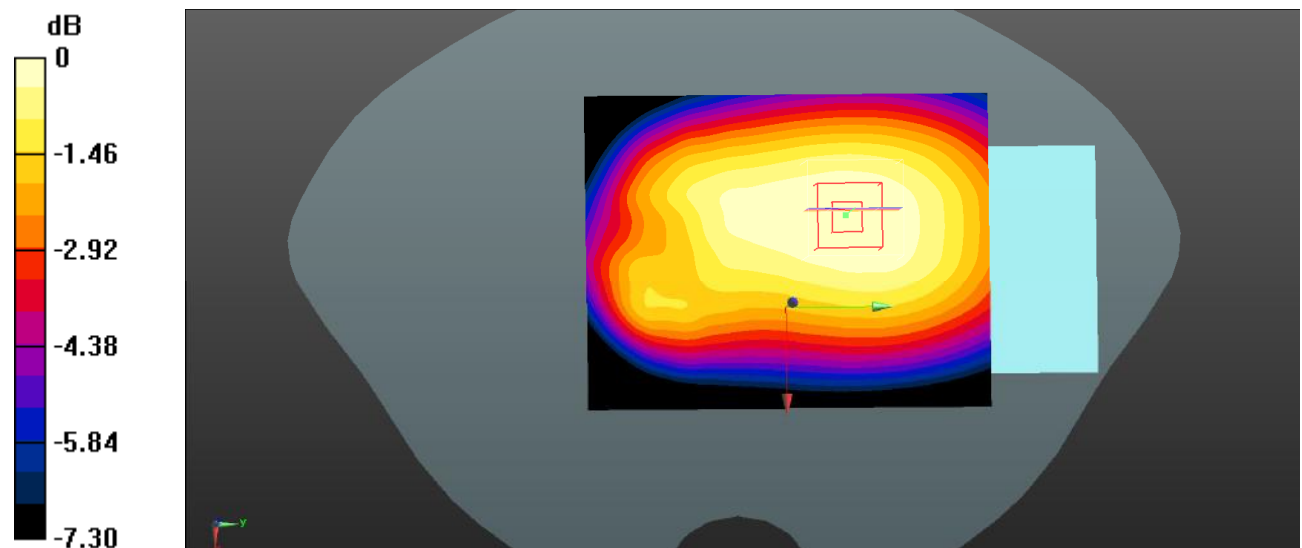
Body Back/LTE Band 12 1RB High/Area Scan (71x91x1): Interpolated grid: $dx=1.500$ mm, $dy=1.500$ mm
 Maximum value of SAR (interpolated) = 0.186 W/kg

Body Back/LTE Band 12 1RB High/Zoom Scan (5x5x7)/Cube 0: Measurement grid: $dx=8$ mm, $dy=8$ mm, $dz=5$ mm
 Reference Value = 13.14 V/m; Power Drift = -0.08 dB

Peak SAR (extrapolated) = 0.221 W/kg

SAR(1 g) = 0.181 W/kg; SAR(10 g) = 0.141 W/kg

Maximum value of SAR (measured) = 0.184 W/kg



0 dB = 0.184 W/kg = -7.35 dBW/kg

Plot 110#: LTE Band 12 50%RB_ Body Back_Mid**DUT: A13 Pro 5G; Type: Smart Phone; Serial: SZNS211213-64419E-SA-S1**

Communication System: UID 0, Generic FDD-LTE (0); Frequency: 707.5 MHz; Duty Cycle: 1:1

Medium parameters used (interpolated): $f = 707.5$ MHz; $\sigma = 0.874$ S/m; $\epsilon_r = 42.602$; $\rho = 1000$ kg/m³

Phantom section: Flat Section

DASY5 Configuration:

- Probe: EX3DV4 - SN3619; ConvF(8.63, 8.63, 8.63) @ 707.5 MHz;
- Sensor-Surface: 4mm (Mechanical Surface Detection)
- Electronics: DAE4 Sn1211; Calibrated: 2022/03/01
- Phantom: Twin SAM; Type: QD000P40CD; Serial: 1744
- Measurement SW: DASY52, Version 52.10 (2);

Body Back/LTE Band 12 50%RB Mid/Area Scan (71x91x1): Interpolated grid: dx=1.500 mm, dy=1.500 mm

Maximum value of SAR (interpolated) = 0.173 W/kg

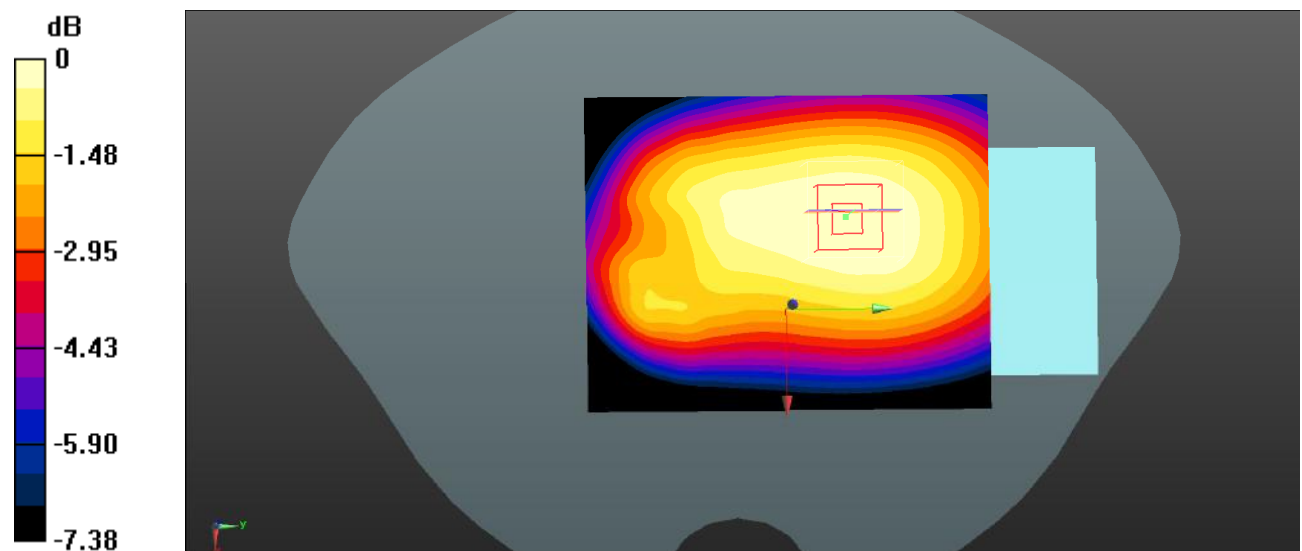
Body Back/LTE Band 12 50%RB Mid/Zoom Scan (5x5x7)/Cube 0: Measurement grid: dx=8mm, dy=8mm, dz=5mm

Reference Value = 13.60 V/m; Power Drift = 0.04 dB

Peak SAR (extrapolated) = 0.223 W/kg

SAR(1 g) = 0.171 W/kg; SAR(10 g) = 0.131 W/kg

Maximum value of SAR (measured) = 0.174 W/kg



0 dB = 0.174 W/kg = -7.59 dBW/kg

Plot 111#: LTE Band 12 1RB_ Body Left_Mid**DUT: A13 Pro 5G; Type: Smart Phone; Serial: SZNS211213-64419E-SA-S1**

Communication System: UID 0, Generic FDD-LTE (0); Frequency: 707.5 MHz; Duty Cycle: 1:1

Medium parameters used (interpolated): $f = 707.5$ MHz; $\sigma = 0.874$ S/m; $\epsilon_r = 42.602$; $\rho = 1000$ kg/m³

Phantom section: Flat Section

DASY5 Configuration:

- Probe: EX3DV4 - SN3619; ConvF(8.63, 8.63, 8.63) @ 707.5 MHz;
- Sensor-Surface: 4mm (Mechanical Surface Detection)
- Electronics: DAE4 Sn1211; Calibrated: 2022/03/01
- Phantom: Twin SAM; Type: QD000P40CD; Serial: 1744
- Measurement SW: DASY52, Version 52.10 (2);

Body Left/LTE Band 12 1RB Mid/Area Scan (71x91x1): Interpolated grid: dx=1.500 mm, dy=1.500 mm

Maximum value of SAR (interpolated) = 0.138 W/kg

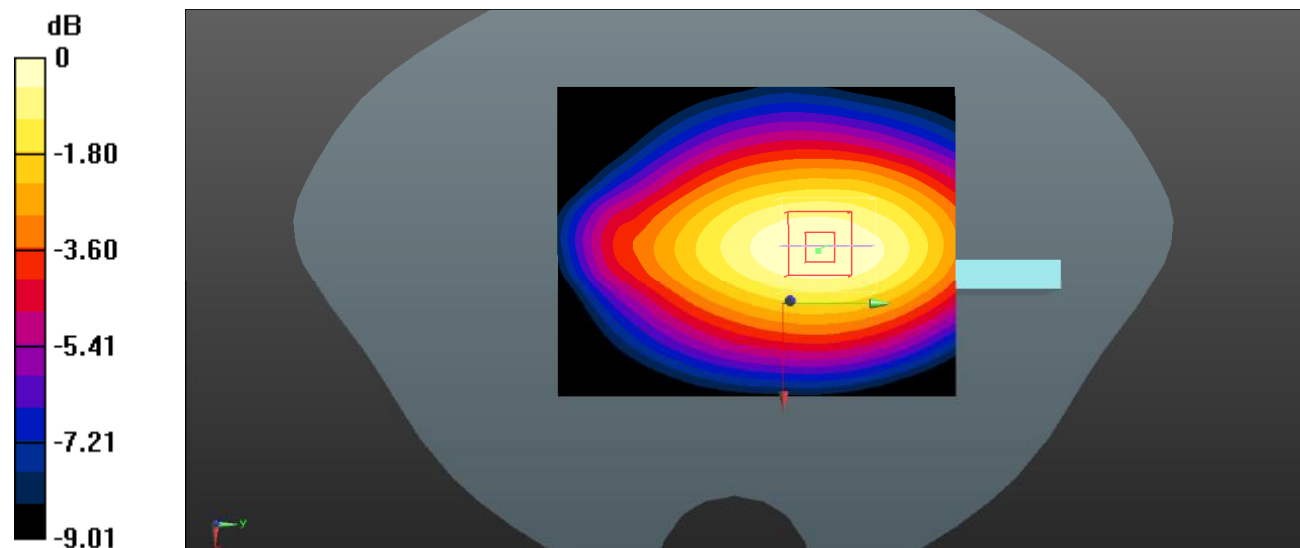
Body Left/LTE Band 12 1RB Mid/Zoom Scan (5x5x7)/Cube 0: Measurement grid: dx=8mm, dy=8mm, dz=5mm

Reference Value = 11.47 V/m; Power Drift = -0.01 dB

Peak SAR (extrapolated) = 0.205 W/kg

SAR(1 g) = 0.135 W/kg; SAR(10 g) = 0.095 W/kg

Maximum value of SAR (measured) = 0.138 W/kg



0 dB = 0.138 W/kg = -8.60 dBW/kg

Plot 112#: LTE Band 12 50%RB_ Body Left_Mid**DUT: A13 Pro 5G; Type: Smart Phone; Serial: SZNS211213-64419E-SA-S1**

Communication System: UID 0, Generic FDD-LTE (0); Frequency: 707.5 MHz; Duty Cycle: 1:1

Medium parameters used (interpolated): $f = 707.5$ MHz; $\sigma = 0.874$ S/m; $\epsilon_r = 42.602$; $\rho = 1000$ kg/m³

Phantom section: Flat Section

DASY5 Configuration:

- Probe: EX3DV4 - SN3619; ConvF(8.63, 8.63, 8.63) @ 707.5 MHz;
- Sensor-Surface: 4mm (Mechanical Surface Detection)
- Electronics: DAE4 Sn1211; Calibrated: 2022/03/01
- Phantom: Twin SAM; Type: QD000P40CD; Serial: 1744
- Measurement SW: DASY52, Version 52.10 (2);

Body Left/LTE Band 12 50%RB Mid/Area Scan (71x91x1): Interpolated grid: dx=1.500 mm, dy=1.500 mm

Maximum value of SAR (interpolated) = 0.115 W/kg

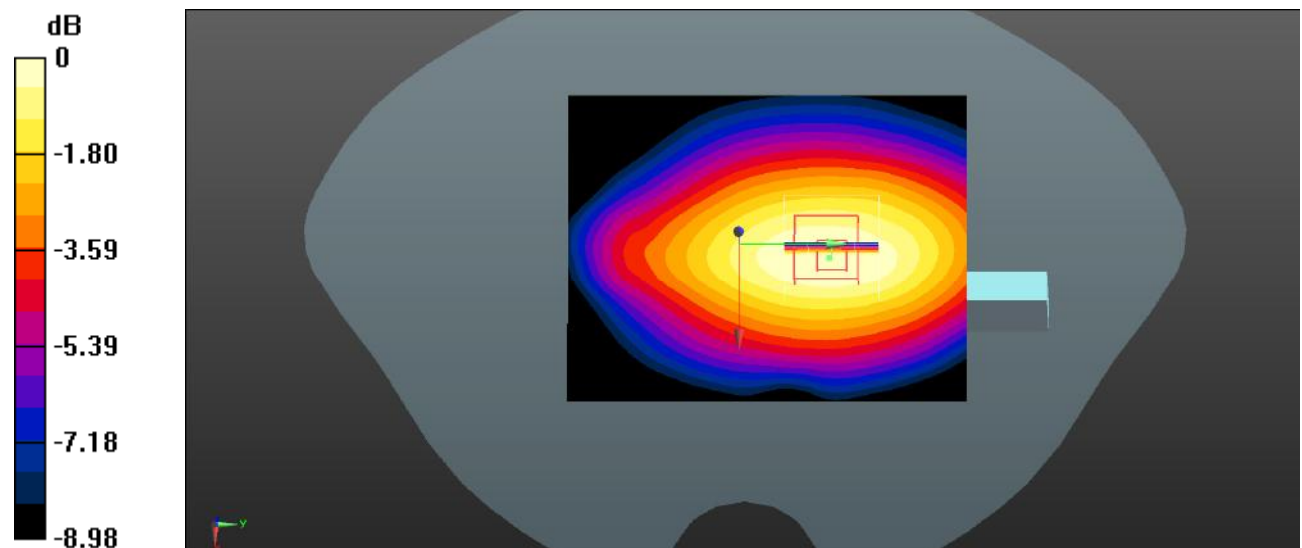
Body Left/LTE Band 12 50%RB Mid/Zoom Scan (5x5x7)/Cube 0: Measurement grid: dx=8mm, dy=8mm, dz=5mm

Reference Value = 10.44 V/m; Power Drift = -0.10 dB

Peak SAR (extrapolated) = 0.169 W/kg

SAR(1 g) = 0.111 W/kg; SAR(10 g) = 0.078 W/kg

Maximum value of SAR (measured) = 0.113 W/kg



0 dB = 0.113 W/kg = -9.47 dBW/kg

Plot 113#: LTE Band 12 1RB_ Body Right_Mid**DUT: A13 Pro 5G; Type: Smart Phone; Serial: SZNS211213-64419E-SA-S1**

Communication System: UID 0, Generic FDD-LTE (0); Frequency: 707.5 MHz; Duty Cycle: 1:1

Medium parameters used (interpolated): $f = 707.5$ MHz; $\sigma = 0.874$ S/m; $\epsilon_r = 42.602$; $\rho = 1000$ kg/m³

Phantom section: Flat Section

DASY5 Configuration:

- Probe: EX3DV4 - SN3619; ConvF(8.63, 8.63, 8.63) @ 707.5 MHz;
- Sensor-Surface: 4mm (Mechanical Surface Detection)
- Electronics: DAE4 Sn1211; Calibrated: 2022/03/01
- Phantom: Twin SAM; Type: QD000P40CD; Serial: 1744
- Measurement SW: DASY52, Version 52.10 (2);

Body Right/LTE Band 12 1RB Mid/Area Scan (71x91x1): Interpolated grid: dx=1.500 mm, dy=1.500 mm

Maximum value of SAR (interpolated) = 0.156 W/kg

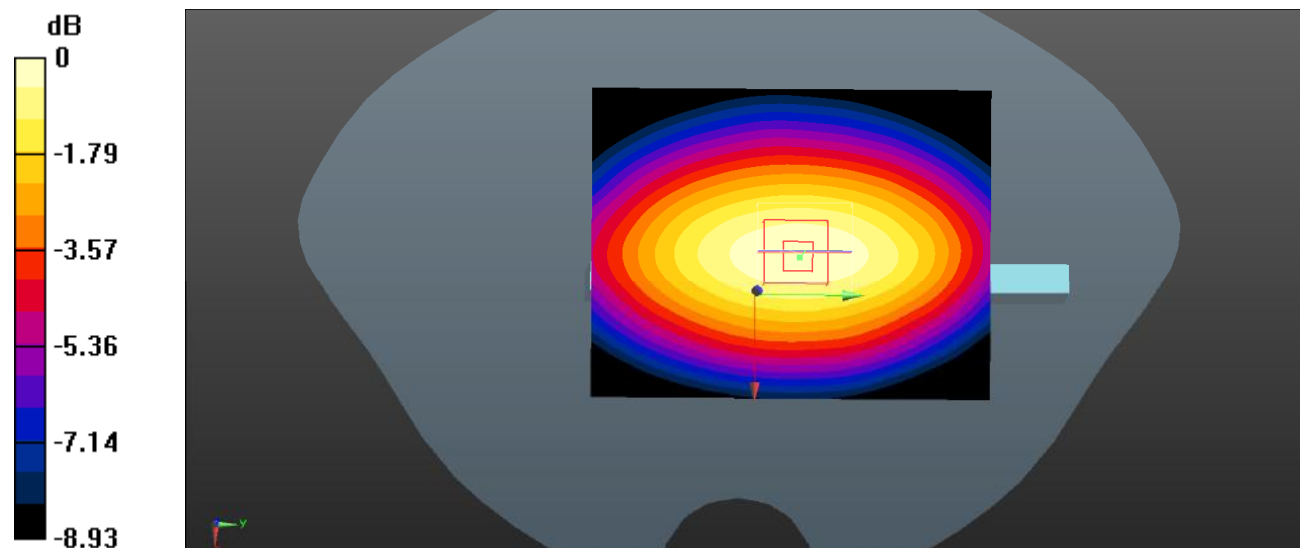
Body Right/LTE Band 12 1RB Mid/Zoom Scan (5x5x7)/Cube 0: Measurement grid: dx=8mm, dy=8mm, dz=5mm

Reference Value = 12.80 V/m; Power Drift = -0.02 dB

Peak SAR (extrapolated) = 0.218 W/kg

SAR(1 g) = 0.153 W/kg; SAR(10 g) = 0.109 W/kg

Maximum value of SAR (measured) = 0.157 W/kg



0 dB = 0.157 W/kg = -8.04 dBW/kg

Plot 114#: LTE Band 12 50%RB_ Body Right_Mid**DUT: A13 Pro 5G; Type: Smart Phone; Serial: SZNS211213-64419E-SA-S1**

Communication System: UID 0, Generic FDD-LTE (0); Frequency: 707.5 MHz; Duty Cycle: 1:1

Medium parameters used (interpolated): $f = 707.5$ MHz; $\sigma = 0.874$ S/m; $\epsilon_r = 42.602$; $\rho = 1000$ kg/m³

Phantom section: Flat Section

DASY5 Configuration:

- Probe: EX3DV4 - SN3619; ConvF(8.63, 8.63, 8.63) @ 707.5 MHz;
- Sensor-Surface: 4mm (Mechanical Surface Detection)
- Electronics: DAE4 Sn1211; Calibrated: 2022/03/01
- Phantom: Twin SAM; Type: QD000P40CD; Serial: 1744
- Measurement SW: DASY52, Version 52.10 (2);

Body Right/LTE Band 12 50%RB Mid/Area Scan (71x91x1): Interpolated grid: dx=1.500 mm, dy=1.500 mm

Maximum value of SAR (interpolated) = 0.128 W/kg

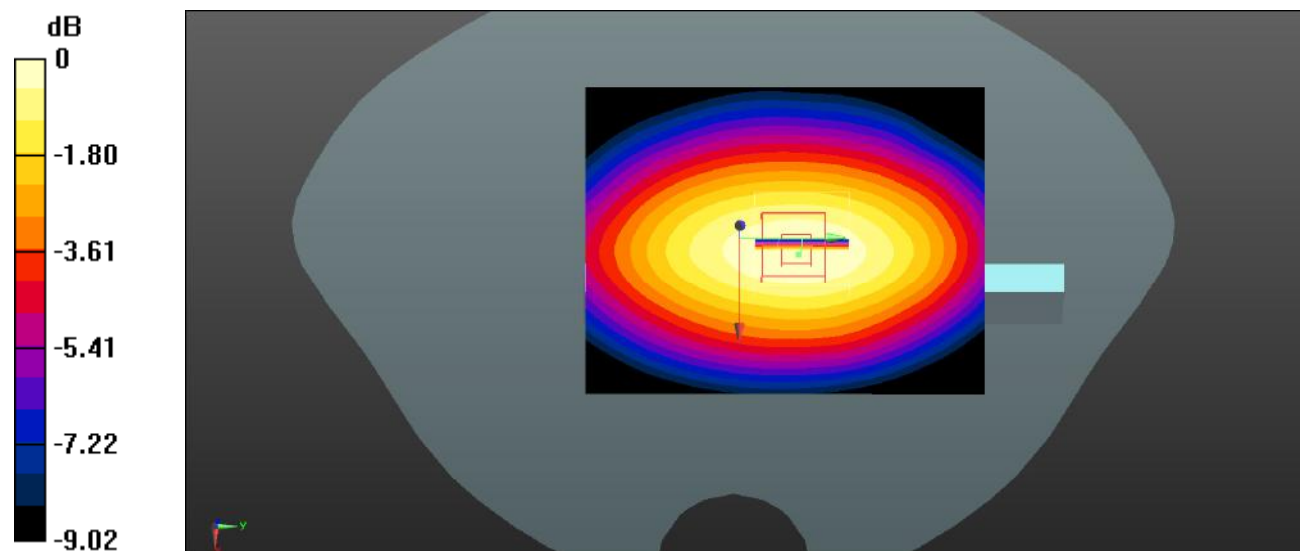
Body Right/LTE Band 12 50%RB Mid/Zoom Scan (5x5x7)/Cube 0: Measurement grid: dx=8mm, dy=8mm, dz=5mm

Reference Value = 11.60 V/m; Power Drift = -0.07 dB

Peak SAR (extrapolated) = 0.177 W/kg

SAR(1 g) = 0.124 W/kg; SAR(10 g) = 0.088 W/kg

Maximum value of SAR (measured) = 0.127 W/kg



0 dB = 0.127 W/kg = -8.96 dBW/kg

Plot 115#: LTE Band 12 1RB_ Body Bottom_Mid**DUT: A13 Pro 5G; Type: Smart Phone; Serial: SZNS211213-64419E-SA-S1**

Communication System: UID 0, Generic FDD-LTE (0); Frequency: 707.5 MHz; Duty Cycle: 1:1

Medium parameters used (interpolated): $f = 707.5$ MHz; $\sigma = 0.874$ S/m; $\epsilon_r = 42.602$; $\rho = 1000$ kg/m³

Phantom section: Flat Section

DASY5 Configuration:

- Probe: EX3DV4 - SN3619; ConvF(8.63, 8.63, 8.63) @ 707.5 MHz;
- Sensor-Surface: 4mm (Mechanical Surface Detection)
- Electronics: DAE4 Sn1211; Calibrated: 2022/03/01
- Phantom: Twin SAM; Type: QD000P40CD; Serial: 1744
- Measurement SW: DASY52, Version 52.10 (2);

Body Bottom/LTE Band 12 1RB Mid/Area Scan (71x91x1): Interpolated grid: dx=1.500 mm, dy=1.500 mm

Maximum value of SAR (interpolated) = 0.0483 W/kg

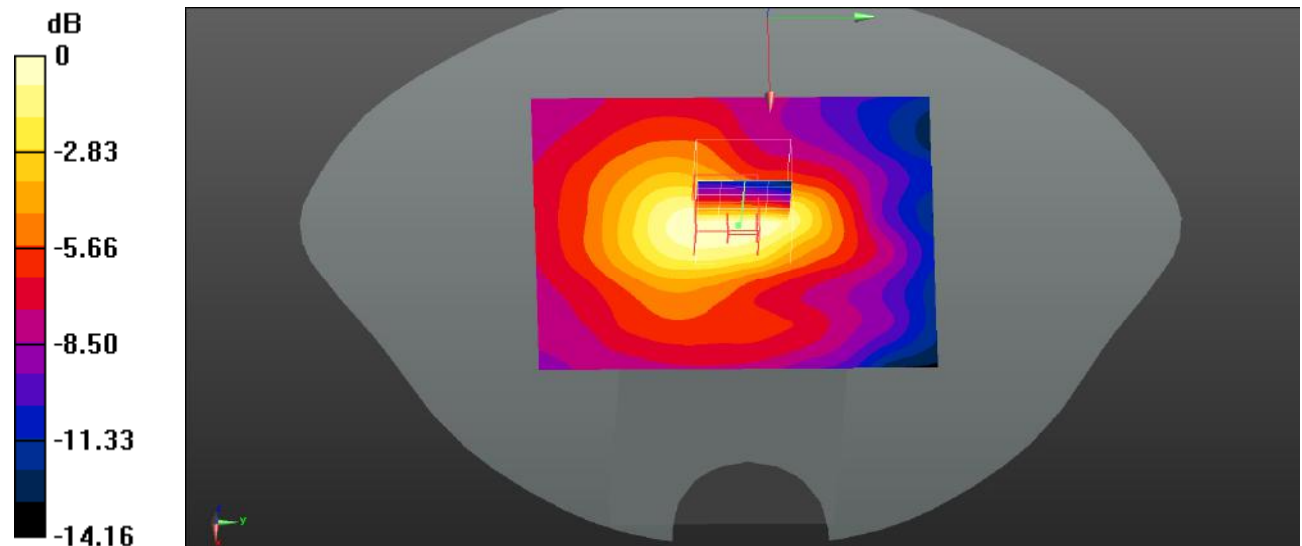
Body Bottom/LTE Band 12 1RB Mid/Zoom Scan (5x5x7)/Cube 0: Measurement grid: dx=8mm, dy=8mm, dz=5mm

Reference Value = 7.304 V/m; Power Drift = -0.03 dB

Peak SAR (extrapolated) = 0.0830 W/kg

SAR(1 g) = 0.046 W/kg; SAR(10 g) = 0.027 W/kg

Maximum value of SAR (measured) = 0.0478 W/kg



0 dB = 0.0478 W/kg = -13.21 dBW/kg

Plot 116#: LTE Band 12 50%RB_ Body Bottom_Mid**DUT: A13 Pro 5G; Type: Smart Phone; Serial: SZNS211213-64419E-SA-S1**

Communication System: UID 0, Generic FDD-LTE (0); Frequency: 707.5 MHz; Duty Cycle: 1:1

Medium parameters used (interpolated): $f = 707.5$ MHz; $\sigma = 0.874$ S/m; $\epsilon_r = 42.602$; $\rho = 1000$ kg/m³

Phantom section: Flat Section

DASY5 Configuration:

- Probe: EX3DV4 - SN3619; ConvF(8.63, 8.63, 8.63) @ 707.5 MHz;
- Sensor-Surface: 4mm (Mechanical Surface Detection)
- Electronics: DAE4 Sn1211; Calibrated: 2022/03/01
- Phantom: Twin SAM; Type: QD000P40CD; Serial: 1744
- Measurement SW: DASY52, Version 52.10 (2);

Body Bottom/LTE Band 12 50%RB Mid/Area Scan (71x91x1): Interpolated grid: dx=1.500 mm, dy=1.500 mm

Maximum value of SAR (interpolated) = 0.0402 W/kg

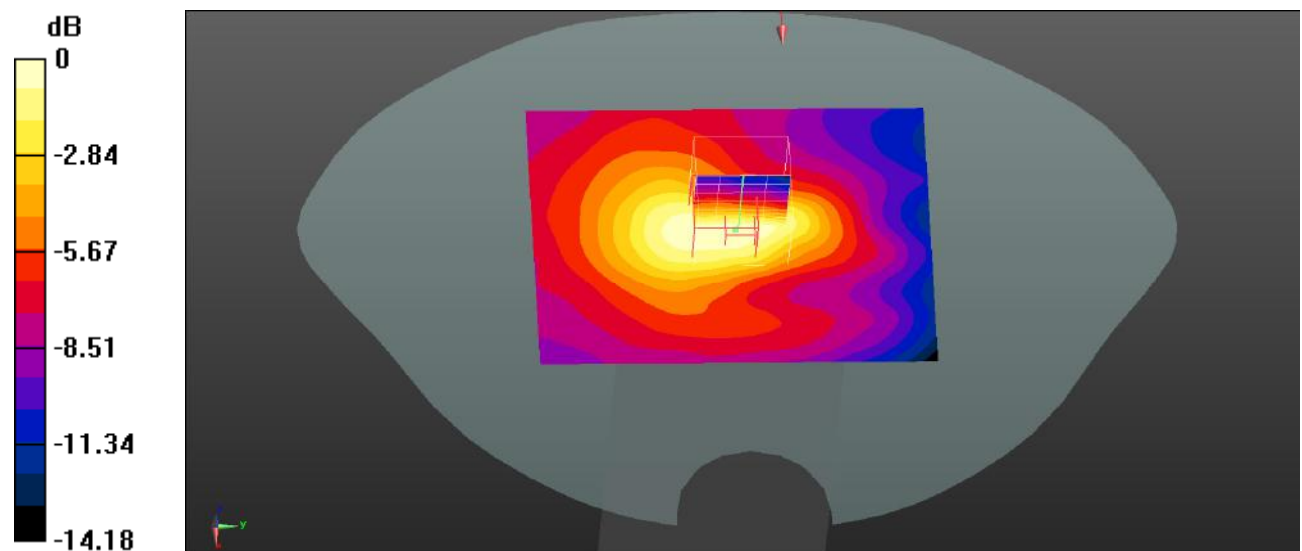
Body Bottom/LTE Band 12 50%RB Mid/Zoom Scan (5x5x7)/Cube 0: Measurement grid: dx=8mm, dy=8mm, dz=5mm

Reference Value = 6.653 V/m; Power Drift = -0.06 dB

Peak SAR (extrapolated) = 0.0670 W/kg

SAR(1 g) = 0.038 W/kg; SAR(10 g) = 0.022 W/kg

Maximum value of SAR (measured) = 0.0401 W/kg



0 dB = 0.0401 W/kg = -13.97 dBW/kg

Plot 117#: LTE Band 41 1RB_ Head Left Cheek_High**DUT: A13 Pro 5G; Type: Smart Phone; Serial: SZNS211213-64419E-SA-S1**

Communication System: UID 0, Generic TDD-LTE (0); Frequency: 2645 MHz; Duty Cycle: 1:1.58
 Medium parameters used (interpolated): $f = 2645$ MHz; $\sigma = 2.031$ S/m; $\epsilon_r = 39.405$; $\rho = 1000$ kg/m³
 Phantom section: Left Section

DASY5 Configuration:

- Probe: EX3DV4 - SN3619; ConvF(6.53, 6.53, 6.53) @ 2645 MHz;
- Sensor-Surface: 4mm (Mechanical Surface Detection)
- Electronics: DAE4 Sn1211; Calibrated: 2022/03/01
- Phantom: Twin SAM; Type: QD000P40CD; Serial: 1744
- Measurement SW: DASY52, Version 52.10 (2);

Head Left Cheek/LTE Band 41 1RB High/Area Scan (101x131x1): Interpolated grid: dx=1.000 mm, dy=1.000 mm
 Maximum value of SAR (interpolated) = 0.526 W/kg

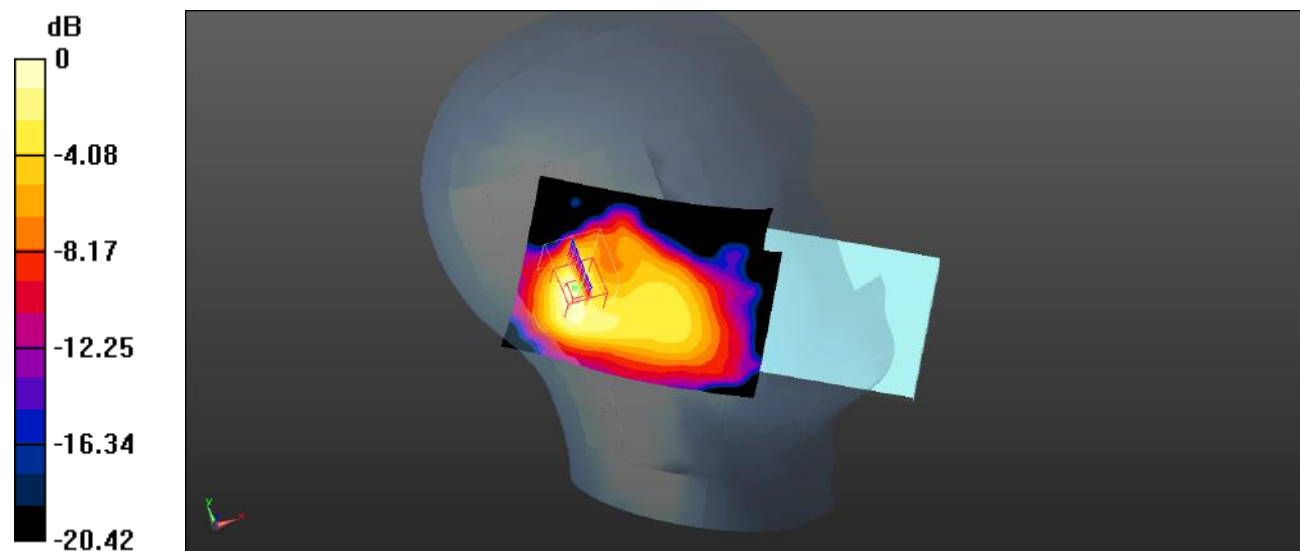
Head Left Cheek/LTE Band 41 1RB High/Zoom Scan (7x7x7)/Cube 0: Measurement grid: dx=5mm, dy=5mm, dz=5mm

Reference Value = 8.650 V/m; Power Drift = 0.10 dB

Peak SAR (extrapolated) = 0.865 W/kg

SAR(1 g) = 0.475 W/kg; SAR(10 g) = 0.240 W/kg

Maximum value of SAR (measured) = 0.520 W/kg



0 dB = 0.520 W/kg = -2.84 dBW/kg

Plot 118#: LTE Band 41 50%RB_ Head Left Cheek_High**DUT: A13 Pro 5G; Type: Smart Phone; Serial: SZNS211213-64419E-SA-S1**

Communication System: UID 0, Generic TDD-LTE (0); Frequency: 2645 MHz; Duty Cycle: 1:1.58
 Medium parameters used (interpolated): $f = 2645$ MHz; $\sigma = 2.031$ S/m; $\epsilon_r = 39.405$; $\rho = 1000$ kg/m³
 Phantom section: Left Section

DASY5 Configuration:

- Probe: EX3DV4 - SN3619; ConvF(6.53, 6.53, 6.53) @ 2645 MHz;
- Sensor-Surface: 4mm (Mechanical Surface Detection)
- Electronics: DAE4 Sn1211; Calibrated: 2022/03/01
- Phantom: Twin SAM; Type: QD000P40CD; Serial: 1744
- Measurement SW: DASY52, Version 52.10 (2);

Head Left Cheek/LTE Band 41 50%RB High/Area Scan (101x131x1): Interpolated grid: dx=1.000 mm, dy=1.000 mm

Maximum value of SAR (interpolated) = 0.530 W/kg

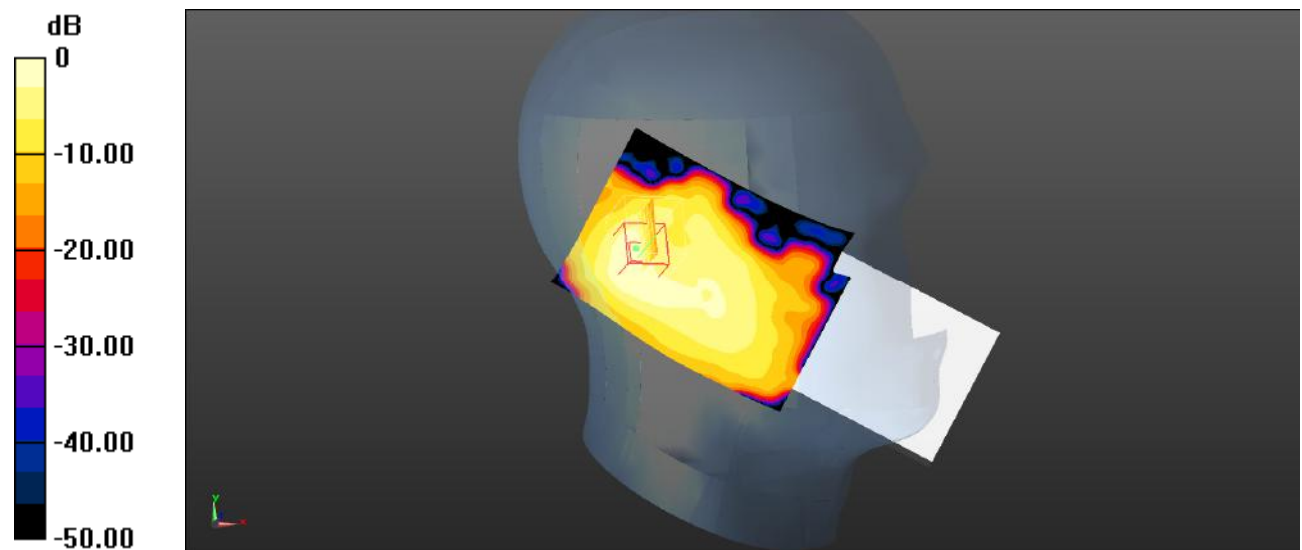
Head Left Cheek/LTE Band 41 50%RB High/Zoom Scan (7x7x7)/Cube 0: Measurement grid: dx=5mm, dy=5mm, dz=5mm

Reference Value = 8.782 V/m; Power Drift = -0.17 dB

Peak SAR (extrapolated) = 0.878 W/kg

SAR(1 g) = 0.477 W/kg; SAR(10 g) = 0.242 W/kg

Maximum value of SAR (measured) = 0.526 W/kg



0 dB = 0.526 W/kg = -2.79 dBW/kg

Plot 119#: LTE Band 41 1RB_ Head Left Tilt _High**DUT: A13 Pro 5G; Type: Smart Phone; Serial: SZNS211213-64419E-SA-S1**

Communication System: UID 0, Generic TDD-LTE (0); Frequency: 2645 MHz; Duty Cycle: 1:1.58
 Medium parameters used (interpolated): $f = 2645$ MHz; $\sigma = 2.031$ S/m; $\epsilon_r = 39.405$; $\rho = 1000$ kg/m³
 Phantom section: Left Section

DASY5 Configuration:

- Probe: EX3DV4 - SN3619; ConvF(6.53, 6.53, 6.53) @ 2645 MHz;
- Sensor-Surface: 4mm (Mechanical Surface Detection)
- Electronics: DAE4 Sn1211; Calibrated: 2022/03/01
- Phantom: Twin SAM; Type: QD000P40CD; Serial: 1744
- Measurement SW: DASY52, Version 52.10 (2);

Head Left Tilt/LTE Band 41 1RB High/Area Scan (101x131x1): Interpolated grid: dx=1.000 mm, dy=1.000 mm
 Maximum value of SAR (interpolated) = 0.710 W/kg

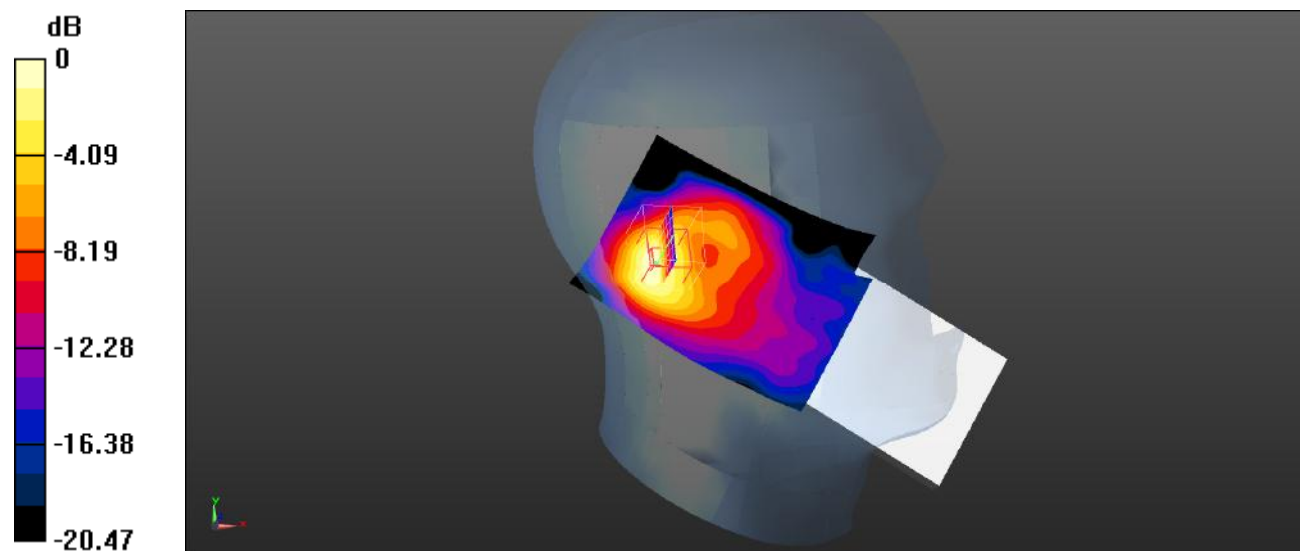
Head Left Tilt/LTE Band 41 1RB High/Zoom Scan (7x7x7)/Cube 0: Measurement grid: dx=5mm, dy=5mm, dz=5mm

Reference Value = 10.03 V/m; Power Drift = -0.17 dB

Peak SAR (extrapolated) = 1.17 W/kg

SAR(1 g) = 0.639 W/kg; SAR(10 g) = 0.323 W/kg

Maximum value of SAR (measured) = 0.714 W/kg



0 dB = 0.714 W/kg = -1.46 dBW/kg

Plot 120#: LTE Band 41 50%RB_ Head Left Tilt_High**DUT: A13 Pro 5G; Type: Smart Phone; Serial: SZNS211213-64419E-SA-S1**

Communication System: UID 0, Generic TDD-LTE (0); Frequency: 2645 MHz; Duty Cycle: 1:1.58
 Medium parameters used (interpolated): $f = 2645$ MHz; $\sigma = 2.031$ S/m; $\epsilon_r = 39.405$; $\rho = 1000$ kg/m³
 Phantom section: Left Section

DASY5 Configuration:

- Probe: EX3DV4 - SN3619; ConvF(6.53, 6.53, 6.53) @ 2645 MHz;
- Sensor-Surface: 4mm (Mechanical Surface Detection)
- Electronics: DAE4 Sn1211; Calibrated: 2022/03/01
- Phantom: Twin SAM; Type: QD000P40CD; Serial: 1744
- Measurement SW: DASY52, Version 52.10 (2);

Head Left Tilt/LTE Band 41 50%RB High/Area Scan (101x131x1): Interpolated grid: dx=1.000 mm, dy=1.000 mm
 Maximum value of SAR (interpolated) = 0.714 W/kg

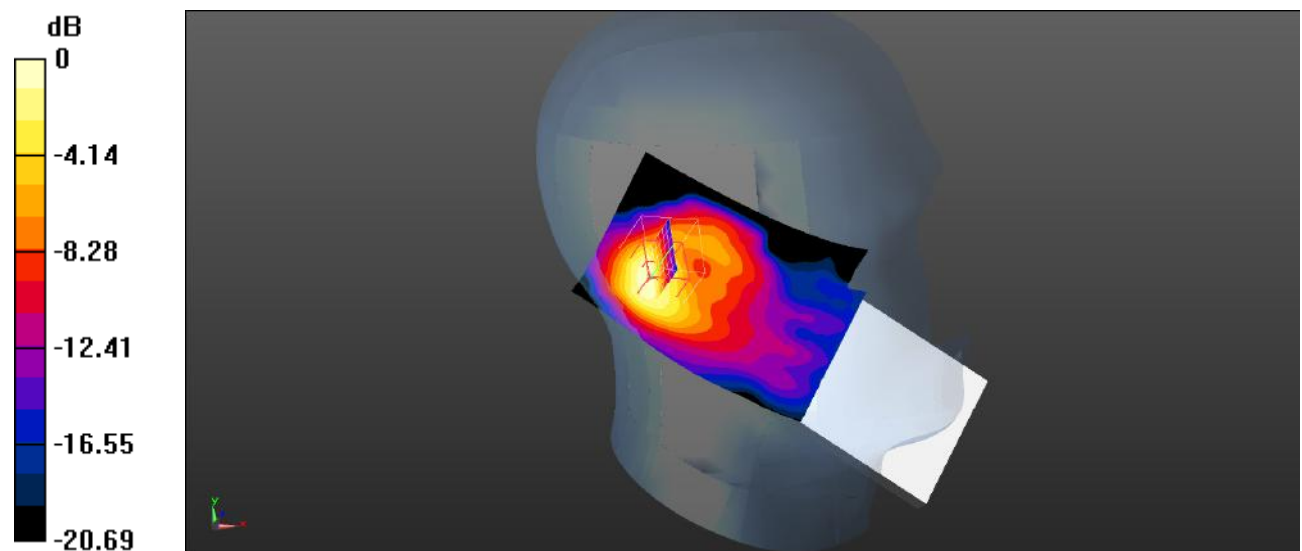
Head Left Tilt/LTE Band 41 50%RB High/Zoom Scan (7x7x7)/Cube 0: Measurement grid: dx=5mm, dy=5mm, dz=5mm

Reference Value = 11.02 V/m; Power Drift = -0.19 dB

Peak SAR (extrapolated) = 1.17 W/kg

SAR(1 g) = 0.642 W/kg; SAR(10 g) = 0.326 W/kg

Maximum value of SAR (measured) = 0.716 W/kg



0 dB = 0.716 W/kg = -1.45 dBW/kg

Plot 121#: LTE Band 41 1RB_ Head Right Cheek_Low**DUT: A13 Pro 5G; Type: Smart Phone; Serial: SZNS211213-64419E-SA-S1**

Communication System: UID 0, Generic TDD-LTE (0); Frequency: 2545 MHz; Duty Cycle: 1:1.58
 Medium parameters used (interpolated): $f = 2545$ MHz; $\sigma = 1.916$ S/m; $\epsilon_r = 39.531$; $\rho = 1000$ kg/m³
 Phantom section: Right Section

DASY5 Configuration:

- Probe: EX3DV4 - SN3619; ConvF(6.53, 6.53, 6.53) @ 2545 MHz;
- Sensor-Surface: 4mm (Mechanical Surface Detection)
- Electronics: DAE4 Sn1211; Calibrated: 2022/03/01
- Phantom: Twin SAM; Type: QD000P40CD; Serial: 1744
- Measurement SW: DASY52, Version 52.10 (2);

Head Right Cheek/LTE Band 41 1RB Low/Area Scan (101x131x1): Interpolated grid: dx=1.000 mm, dy=1.000 mm
 Maximum value of SAR (interpolated) = 1.27 W/kg

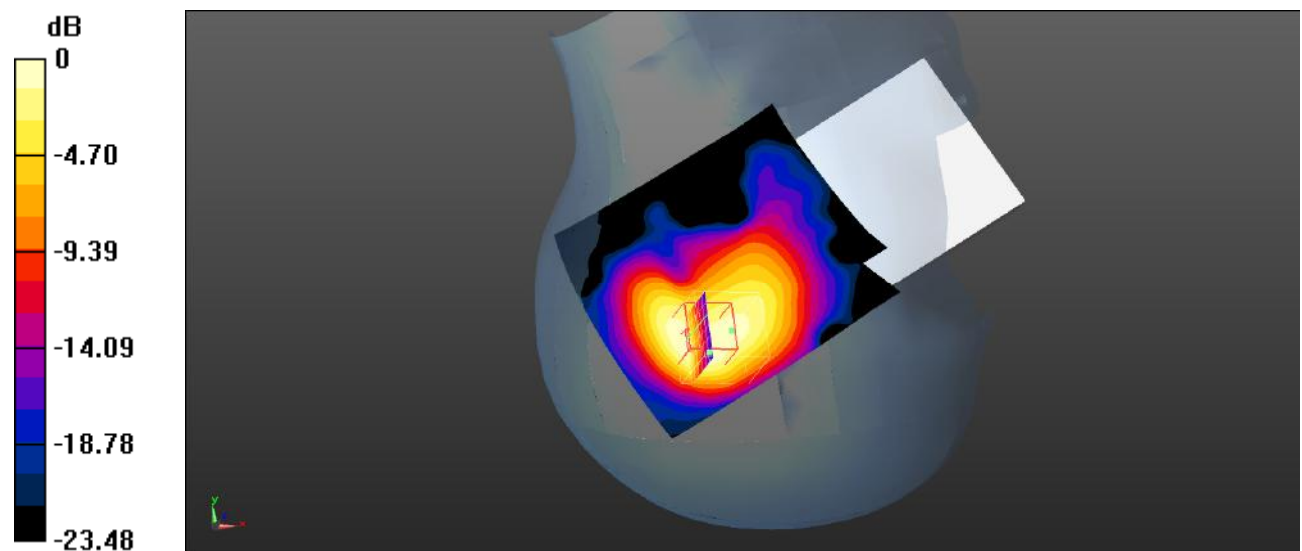
Head Right Cheek/LTE Band 41 1RB Low/Zoom Scan (7x7x7)/Cube 0: Measurement grid: dx=5mm, dy=5mm, dz=5mm

Reference Value = 17.60 V/m; Power Drift = -0.19 dB

Peak SAR (extrapolated) = 2.43 W/kg

SAR(1 g) = 1.17 W/kg; SAR(10 g) = 0.600 W/kg

Maximum value of SAR (measured) = 1.28 W/kg



0 dB = 1.28 W/kg = 1.07 dBW/kg

Plot 122#: LTE Band 41 1RB_ Head Right Cheek _Low-Mid**DUT: A13 Pro 5G; Type: Smart Phone; Serial: SZNS211213-64419E-SA-S1**

Communication System: UID 0, Generic TDD-LTE (0); Frequency: 2580 MHz; Duty Cycle: 1:1.58
Medium parameters used (interpolated): $f = 2580$ MHz; $\sigma = 1.952$ S/m; $\epsilon_r = 39.547$; $\rho = 1000$ kg/m³
Phantom section: Right Section

DASY5 Configuration:

- Probe: EX3DV4 - SN3619; ConvF(6.53, 6.53, 6.53) @ 2580 MHz;
- Sensor-Surface: 4mm (Mechanical Surface Detection)
- Electronics: DAE4 Sn1211; Calibrated: 2022/03/01
- Phantom: Twin SAM; Type: QD000P40CD; Serial: 1744
- Measurement SW: DASY52, Version 52.10 (2);

Head Right Cheek/LTE Band 41 1RB Low-Mid/Area Scan (101x131x1): Interpolated grid: dx=1.000 mm, dy=1.000 mm

Maximum value of SAR (interpolated) = 1.07 W/kg

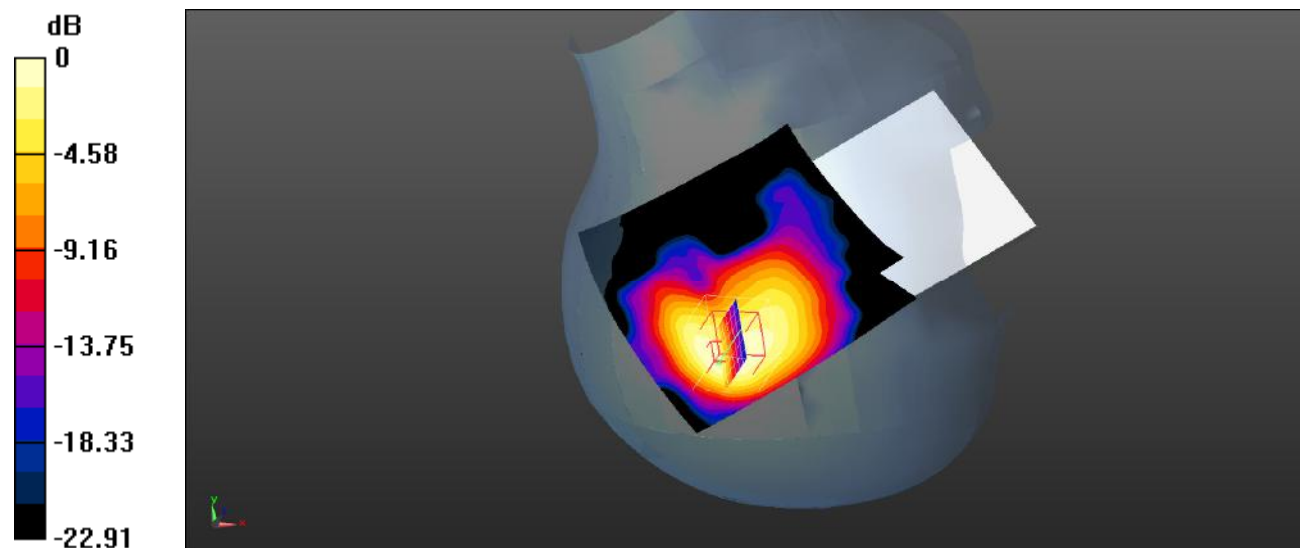
Head Right Cheek/LTE Band 41 1RB Low-Mid/Zoom Scan (7x7x7)/Cube 0: Measurement grid: dx=5mm, dy=5mm, dz=5mm

Reference Value = 12.04 V/m; Power Drift = 0.16 dB

Peak SAR (extrapolated) = 2.17 W/kg

SAR(1 g) = 1.01 W/kg; SAR(10 g) = 0.518 W/kg

Maximum value of SAR (measured) = 1.11 W/kg



0 dB = 1.11 W/kg = 0.45 dBW/kg

Plot 123#: LTE Band 41 1RB_ Head Right Cheek _ Mid-High**DUT: A13 Pro 5G; Type: Smart Phone; Serial: SZNS211213-64419E-SA-S1**

Communication System: UID 0, Generic TDD-LTE (0); Frequency: 2610 MHz; Duty Cycle: 1:1.58
 Medium parameters used (interpolated): $f = 2610$ MHz; $\sigma = 1.994$ S/m; $\epsilon_r = 39.454$; $\rho = 1000$ kg/m³
 Phantom section: Right Section

DASY5 Configuration:

- Probe: EX3DV4 - SN3619; ConvF(6.53, 6.53, 6.53) @ 2610 MHz;
- Sensor-Surface: 4mm (Mechanical Surface Detection)
- Electronics: DAE4 Sn1211; Calibrated: 2022/03/01
- Phantom: Twin SAM; Type: QD000P40CD; Serial: 1744
- Measurement SW: DASY52, Version 52.10 (2);

Head Right Cheek/LTE Band 41 1RB Mid-High/Area Scan (101x131x1): Interpolated grid: dx=1.000 mm, dy=1.000 mm

Maximum value of SAR (interpolated) = 1.32 W/kg

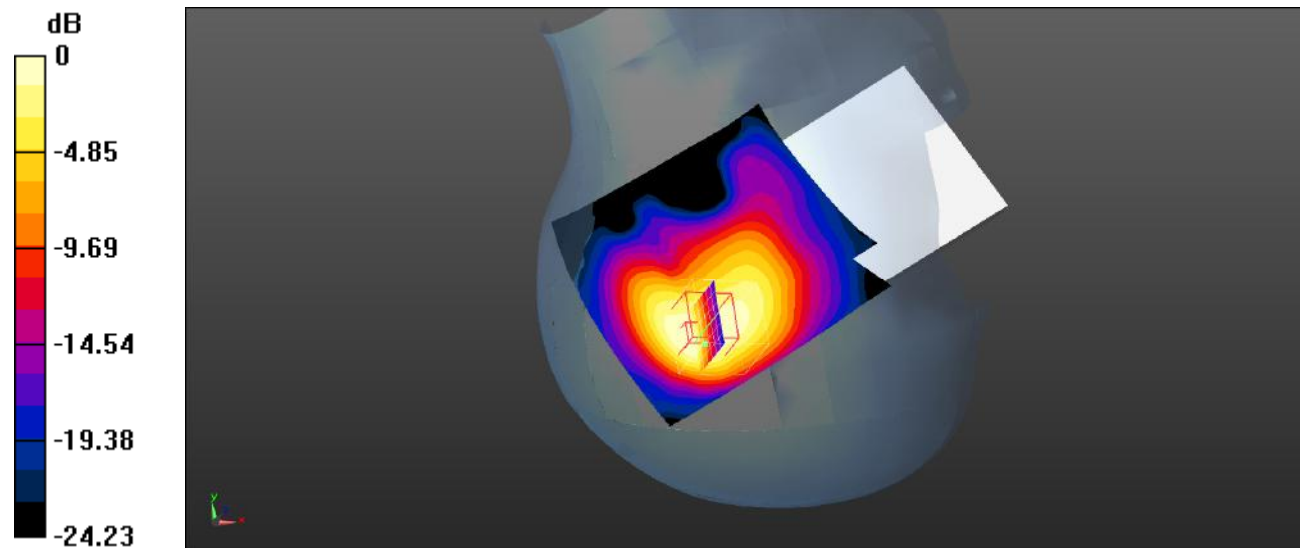
Head Right Cheek/LTE Band 41 1RB Mid-High/Zoom Scan (7x7x7)/Cube 0: Measurement grid: dx=5mm, dy=5mm, dz=5mm

Reference Value = 16.94 V/m; Power Drift = -0.12 dB

Peak SAR (extrapolated) = 2.51 W/kg

SAR(1 g) = 1.15 W/kg; SAR(10 g) = 0.595 W/kg

Maximum value of SAR (measured) = 1.26 W/kg



0 dB = 1.26 W/kg = 1.00 dBW/kg

Plot 124#: LTE Band 41 1RB_ Head Right Cheek_High**DUT: A13 Pro 5G; Type: Smart Phone; Serial: SZNS211213-64419E-SA-S1**

Communication System: UID 0, Generic TDD-LTE (0); Frequency: 2645 MHz; Duty Cycle: 1:1.58
 Medium parameters used (interpolated): $f = 2645$ MHz; $\sigma = 2.031$ S/m; $\epsilon_r = 39.405$; $\rho = 1000$ kg/m³
 Phantom section: Right Section

DASY5 Configuration:

- Probe: EX3DV4 - SN3619; ConvF(6.53, 6.53, 6.53) @ 2645 MHz;
- Sensor-Surface: 4mm (Mechanical Surface Detection)
- Electronics: DAE4 Sn1211; Calibrated: 2022/03/01
- Phantom: Twin SAM; Type: QD000P40CD; Serial: 1744
- Measurement SW: DASY52, Version 52.10 (2);

Head Right Cheek/LTE Band 41 1RB High/Area Scan (101x131x1): Interpolated grid: dx=1.000 mm, dy=1.000 mm
 Maximum value of SAR (interpolated) = 1.29 W/kg

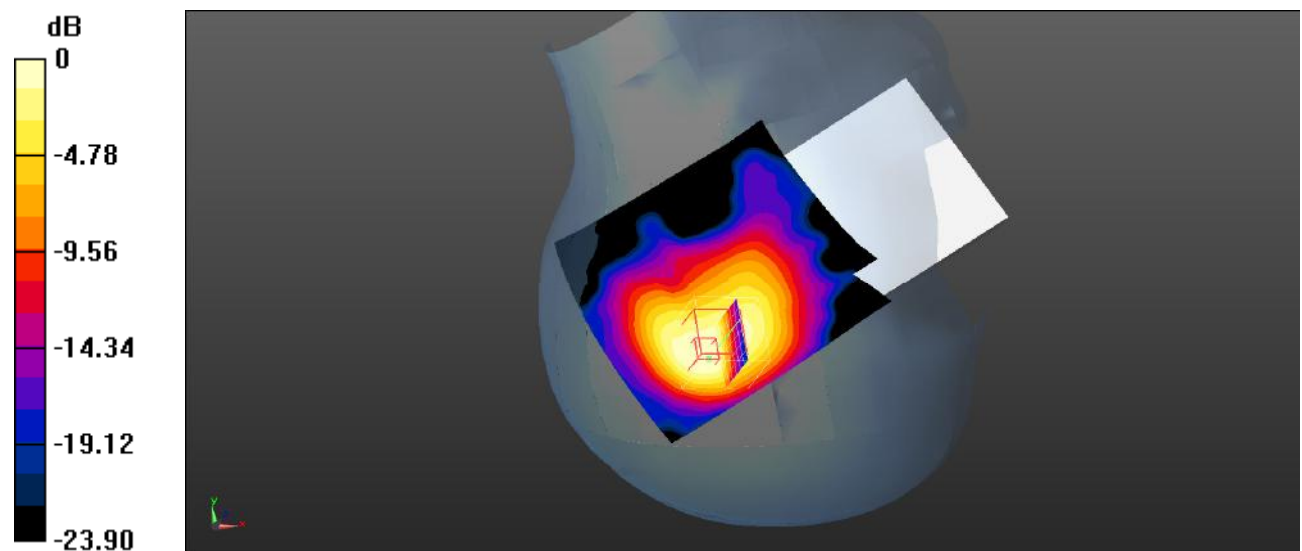
Head Right Cheek/LTE Band 41 1RB High/Zoom Scan (7x7x7)/Cube 0: Measurement grid: dx=5mm, dy=5mm, dz=5mm

Reference Value = 15.40 V/m; Power Drift = -0.14 dB

Peak SAR (extrapolated) = 2.43 W/kg

SAR(1 g) = 1.14 W/kg; SAR(10 g) = 0.602 W/kg

Maximum value of SAR (measured) = 1.25 W/kg



0 dB = 1.25 W/kg = 0.97 dBW/kg

Plot 125#: LTE Band 41 50%RB_ Head Right Check _Low**DUT: A13 Pro 5G; Type: Smart Phone; Serial: SZNS211213-64419E-SA-S1**

Communication System: UID 0, Generic TDD-LTE (0); Frequency: 2545 MHz; Duty Cycle: 1:1.58
Medium parameters used (interpolated): $f = 2545$ MHz; $\sigma = 1.916$ S/m; $\epsilon_r = 39.531$; $\rho = 1000$ kg/m³
Phantom section: Right Section

DASY5 Configuration:

- Probe: EX3DV4 - SN3619; ConvF(6.53, 6.53, 6.53) @ 2545 MHz;
- Sensor-Surface: 4mm (Mechanical Surface Detection)
- Electronics: DAE4 Sn1211; Calibrated: 2022/03/01
- Phantom: Twin SAM; Type: QD000P40CD; Serial: 1744
- Measurement SW: DASY52, Version 52.10 (2);

Head Right Check/LTE Band 41 50%RB Low/Area Scan (101x131x1): Interpolated grid: dx=1.000 mm, dy=1.000 mm

Maximum value of SAR (interpolated) = 1.34 W/kg


Head Right Check/LTE Band 41 50%RB Low/Zoom Scan (7x7x7)/Cube 0: Measurement grid: dx=5mm, dy=5mm, dz=5mm

Reference Value = 17.70 V/m; Power Drift = -0.07 dB

Peak SAR (extrapolated) = 2.55 W/kg

SAR(1 g) = 1.22 W/kg; SAR(10 g) = 0.630 W/kg

Maximum value of SAR (measured) = 1.32 W/kg



0 dB = 1.32 W/kg = 1.21 dBW/kg

Plot 126#: LTE Band 41 50%RB_ Head Right Check _Low-Mid**DUT: A13 Pro 5G; Type: Smart Phone; Serial: SZNS211213-64419E-SA-S1**

Communication System: UID 0, Generic TDD-LTE (0); Frequency: 2580 MHz; Duty Cycle: 1:1.58
 Medium parameters used (interpolated): $f = 2580$ MHz; $\sigma = 1.952$ S/m; $\epsilon_r = 39.547$; $\rho = 1000$ kg/m³
 Phantom section: Right Section

DASY5 Configuration:

- Probe: EX3DV4 - SN3619; ConvF(6.53, 6.53, 6.53) @ 2580 MHz;
- Sensor-Surface: 4mm (Mechanical Surface Detection)
- Electronics: DAE4 Sn1211; Calibrated: 2022/03/01
- Phantom: Twin SAM; Type: QD000P40CD; Serial: 1744
- Measurement SW: DASY52, Version 52.10 (2);

Head Right Check/LTE Band 41 50%RB Low-Mid/Area Scan (101x131x1): Interpolated grid: dx=1.000 mm, dy=1.000 mm

Maximum value of SAR (interpolated) = 1.10 W/kg

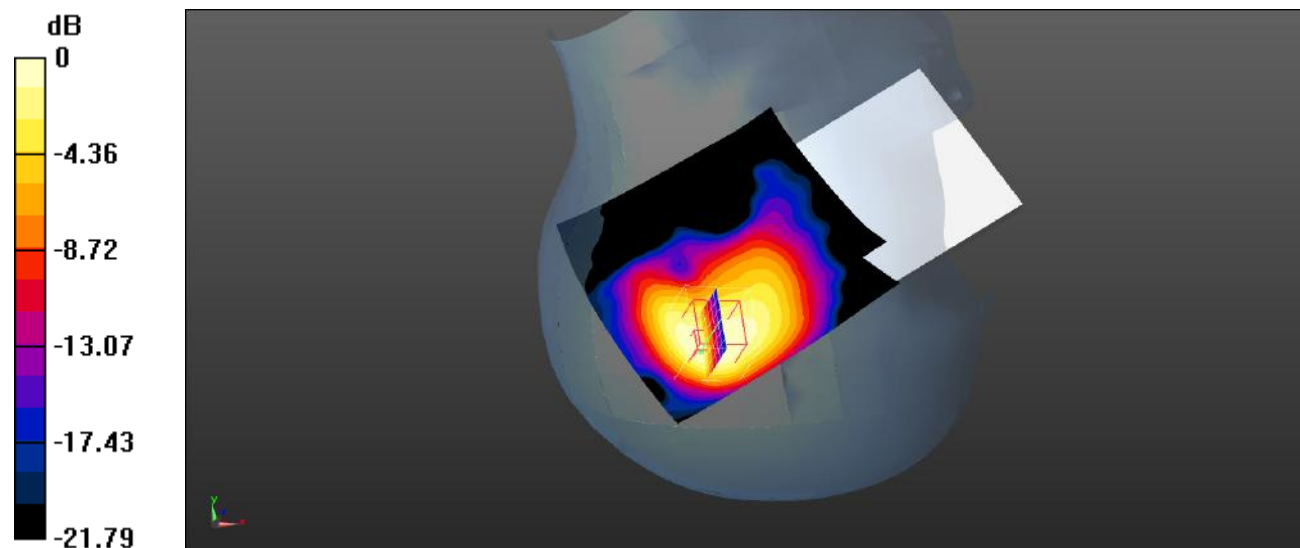
Head Right Check/LTE Band 41 50%RB Low-Mid/Zoom Scan (7x7x7)/Cube 0: Measurement grid: dx=5mm, dy=5mm, dz=5mm

Reference Value = 12.13 V/m; Power Drift = 0.14 dB

Peak SAR (extrapolated) = 2.14 W/kg

SAR(1 g) = 0.999 W/kg; SAR(10 g) = 0.528 W/kg

Maximum value of SAR (measured) = 1.09 W/kg



0 dB = 1.09 W/kg = 0.37 dBW/kg

Plot 127#: LTE Band 41 50%RB_ Head Right Check _ Mid-High**DUT: A13 Pro 5G; Type: Smart Phone; Serial: SZNS211213-64419E-SA-S1**

Communication System: UID 0, Generic TDD-LTE (0); Frequency: 2610 MHz; Duty Cycle: 1:1.58
 Medium parameters used (interpolated): $f = 2610$ MHz; $\sigma = 1.994$ S/m; $\epsilon_r = 39.454$; $\rho = 1000$ kg/m³
 Phantom section: Right Section

DASY5 Configuration:

- Probe: EX3DV4 - SN3619; ConvF(6.53, 6.53, 6.53) @ 2610 MHz;
- Sensor-Surface: 4mm (Mechanical Surface Detection)
- Electronics: DAE4 Sn1211; Calibrated: 2022/03/01
- Phantom: Twin SAM; Type: QD000P40CD; Serial: 1744
- Measurement SW: DASY52, Version 52.10 (2);

Head Right Check/LTE Band 41 50%RB Mid-High/Area Scan (101x131x1): Interpolated grid: dx=1.000 mm, dy=1.000 mm

Maximum value of SAR (interpolated) = 1.34 W/kg

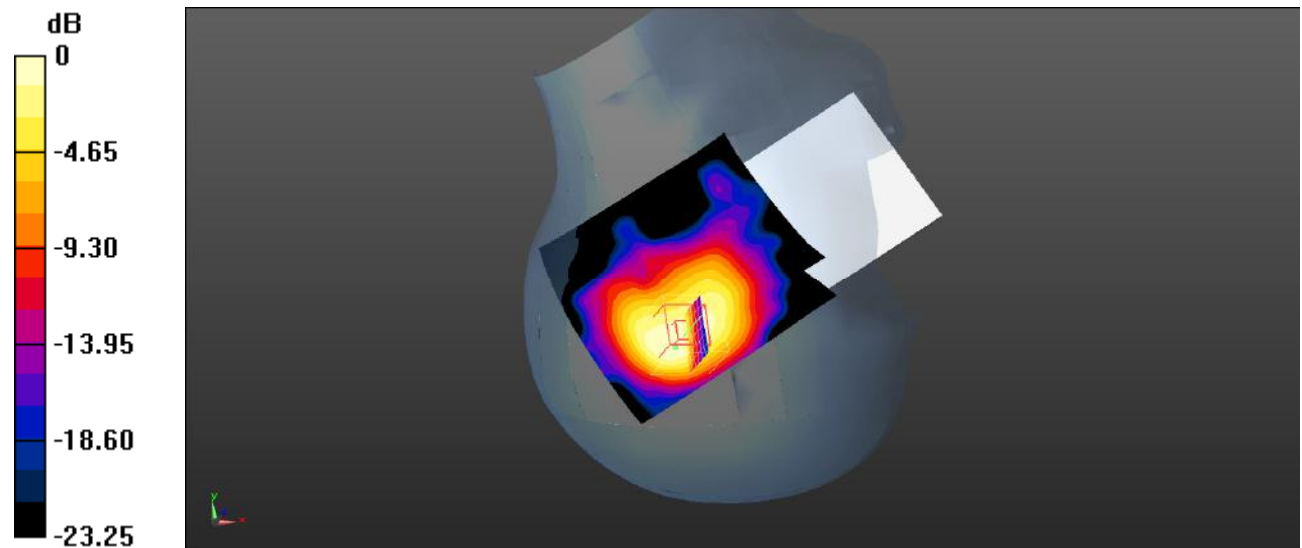
Head Right Check/LTE Band 41 50%RB Mid-High/Zoom Scan (7x7x7)/Cube 0: Measurement grid: dx=5mm, dy=5mm, dz=5mm

Reference Value = 15.06 V/m; Power Drift = 0.01 dB

Peak SAR (extrapolated) = 2.49 W/kg

SAR(1 g) = 1.18 W/kg; SAR(10 g) = 0.616 W/kg

Maximum value of SAR (measured) = 1.30 W/kg



0 dB = 1.30 W/kg = 1.14 dBW/kg

Plot 128#: LTE Band 41 50%RB_ Head Right Check _High**DUT: A13 Pro 5G; Type: Smart Phone; Serial: SZNS211213-64419E-SA-S1**

Communication System: UID 0, Generic TDD-LTE (0); Frequency: 2645 MHz; Duty Cycle: 1:1.58
 Medium parameters used (interpolated): $f = 2645$ MHz; $\sigma = 2.031$ S/m; $\epsilon_r = 39.405$; $\rho = 1000$ kg/m³
 Phantom section: Right Section

DASY5 Configuration:

- Probe: EX3DV4 - SN3619; ConvF(6.53, 6.53, 6.53) @ 2645 MHz;
- Sensor-Surface: 4mm (Mechanical Surface Detection)
- Electronics: DAE4 Sn1211; Calibrated: 2022/03/01
- Phantom: Twin SAM; Type: QD000P40CD; Serial: 1744
- Measurement SW: DASY52, Version 52.10 (2);

Head Right Check/LTE Band 41 50%RB High/Area Scan (101x131x1): Interpolated grid: dx=1.000 mm, dy=1.000 mm

Maximum value of SAR (interpolated) = 1.36 W/kg

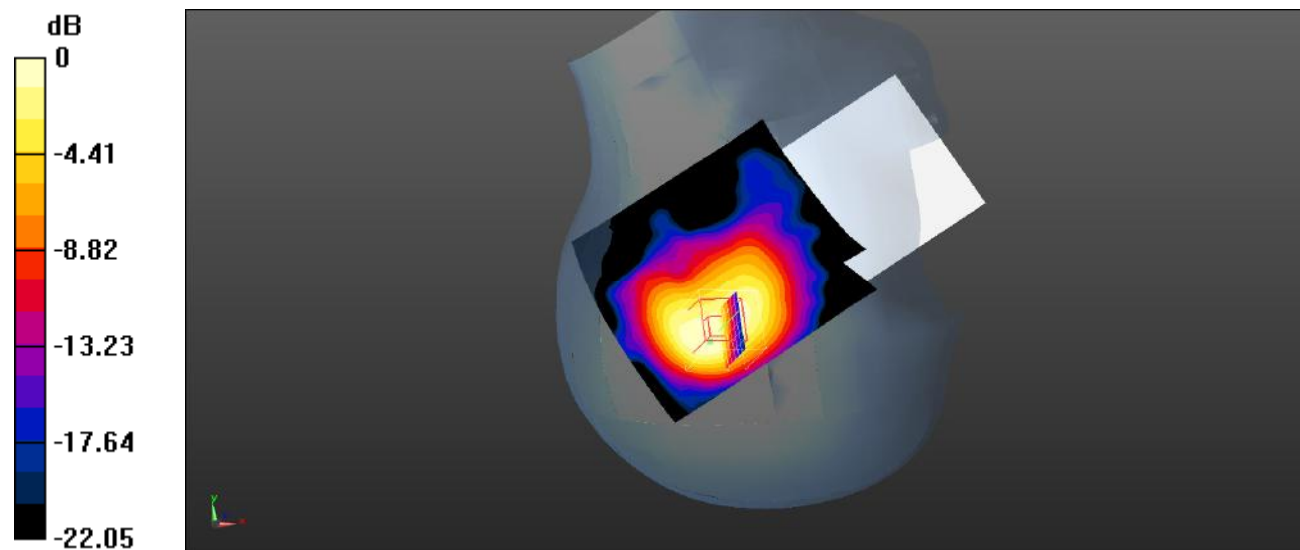
Head Right Check/LTE Band 41 50%RB High/Zoom Scan (7x7x7)/Cube 0: Measurement grid: dx=5mm, dy=5mm, dz=5mm

Reference Value = 15.31 V/m; Power Drift = 0.06 dB

Peak SAR (extrapolated) = 2.53 W/kg

SAR(1 g) = 1.2 W/kg; SAR(10 g) = 0.629 W/kg

Maximum value of SAR (measured) = 1.31 W/kg



0 dB = 1.31 W/kg = 1.17 dBW/kg

Plot 129#: LTE Band 41 100%RB_ Head Right Cheek_High**DUT: A13 Pro 5G; Type: Smart Phone; Serial: SZNS211213-64419E-SA-S1**

Communication System: UID 0, Generic TDD-LTE (0); Frequency: 2645 MHz; Duty Cycle: 1:1.58
Medium parameters used (interpolated): $f = 2645$ MHz; $\sigma = 2.031$ S/m; $\epsilon_r = 39.405$; $\rho = 1000$ kg/m³
Phantom section: Right Section

DASY5 Configuration:

- Probe: EX3DV4 - SN3619; ConvF(6.53, 6.53, 6.53) @ 2645 MHz;
- Sensor-Surface: 4mm (Mechanical Surface Detection)
- Electronics: DAE4 Sn1211; Calibrated: 2022/03/01
- Phantom: Twin SAM; Type: QD000P40CD; Serial: 1744
- Measurement SW: DASY52, Version 52.10 (2);

Head Right Cheek/LTE Band 41 100%RB High/Area Scan (101x131x1): Interpolated grid: dx=1.000 mm, dy=1.000 mm

Maximum value of SAR (interpolated) = 1.33 W/kg

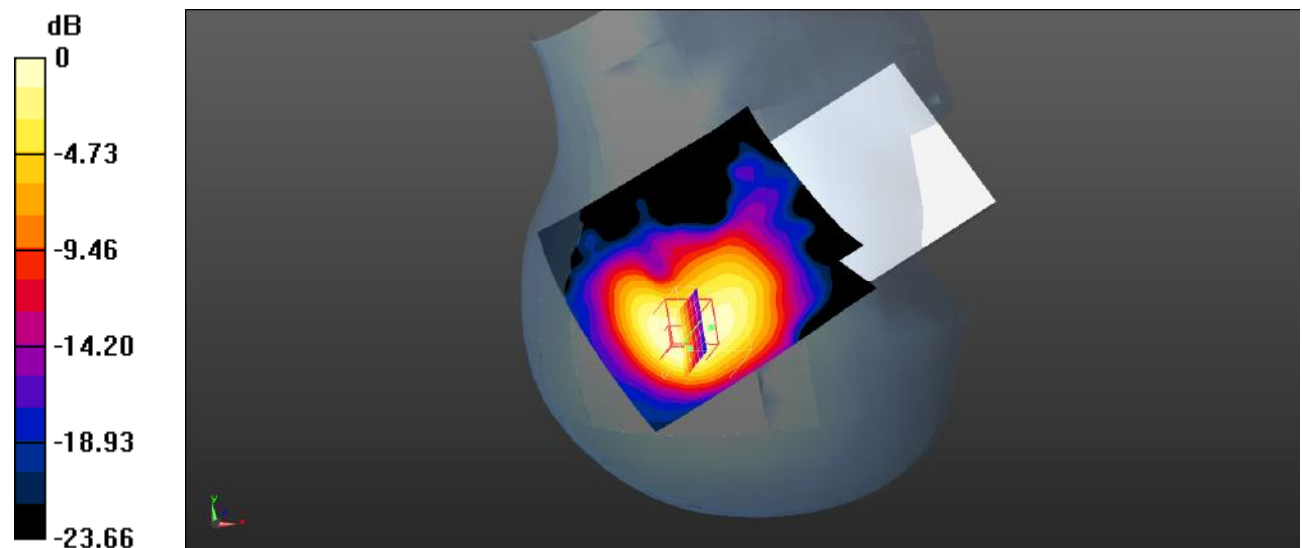
Head Right Cheek/LTE Band 41 100%RB High/Zoom Scan (7x7x7)/Cube 0: Measurement grid: dx=5mm, dy=5mm, dz=5mm

Reference Value = 17.53 V/m; Power Drift = -0.05 dB

Peak SAR (extrapolated) = 2.53 W/kg

SAR(1 g) = 1.2 W/kg; SAR(10 g) = 0.622 W/kg

Maximum value of SAR (measured) = 1.30 W/kg



0 dB = 1.30 W/kg = 1.14 dBW/kg

Plot 130#: LTE Band 41 1RB_ Head Right Tilt _Low**DUT: A13 Pro 5G; Type: Smart Phone; Serial: SZNS211213-64419E-SA-S1**

Communication System: UID 0, Generic TDD-LTE (0); Frequency: 2545 MHz; Duty Cycle: 1:1.58
 Medium parameters used (interpolated): $f = 2545$ MHz; $\sigma = 1.916$ S/m; $\epsilon_r = 39.531$; $\rho = 1000$ kg/m³
 Phantom section: Right Section

DASY5 Configuration:

- Probe: EX3DV4 - SN3619; ConvF(6.53, 6.53, 6.53) @ 2545 MHz;
- Sensor-Surface: 4mm (Mechanical Surface Detection)
- Electronics: DAE4 Sn1211; Calibrated: 2022/03/01
- Phantom: Twin SAM; Type: QD000P40CD; Serial: 1744
- Measurement SW: DASY52, Version 52.10 (2);

Head Right Tilt/LTE Band 41 1RB Low/Area Scan (101x131x1): Interpolated grid: dx=1.000 mm, dy=1.000 mm
 Maximum value of SAR (interpolated) = 1.40 W/kg

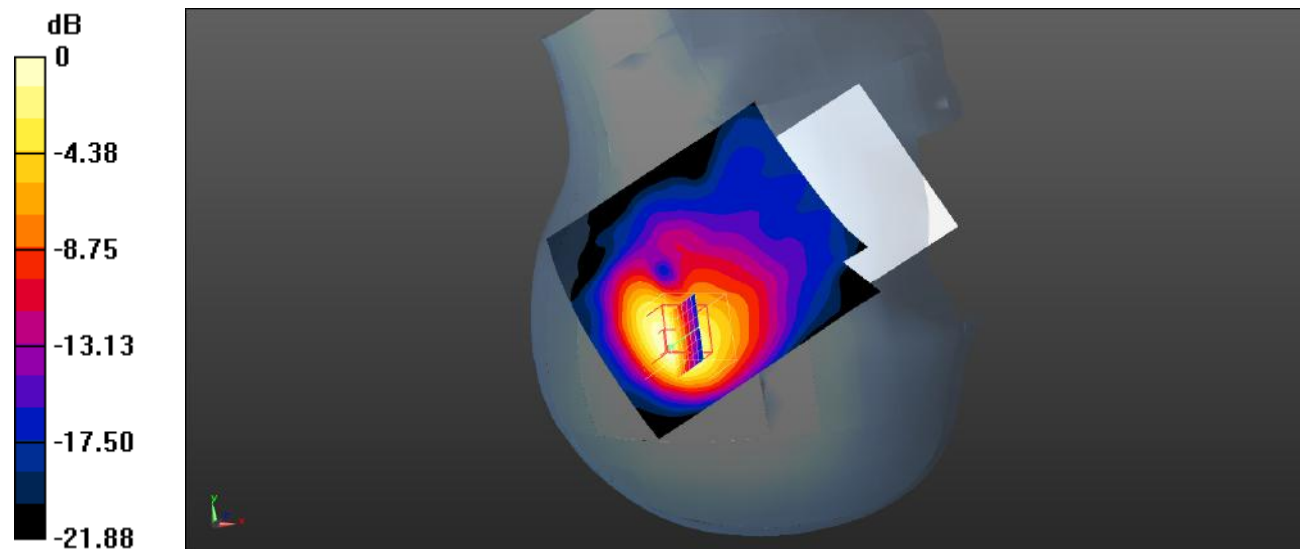
Head Right Tilt/LTE Band 41 1RB Low/Zoom Scan (7x7x7)/Cube 0: Measurement grid: dx=5mm, dy=5mm, dz=5mm

Reference Value = 16.01 V/m; Power Drift = -0.03 dB

Peak SAR (extrapolated) = 2.64 W/kg

SAR(1 g) = 1.23 W/kg; SAR(10 g) = 0.596 W/kg

Maximum value of SAR (measured) = 1.40 W/kg



0 dB = 1.40 W/kg = 1.46 dBW/kg

Plot 131#: LTE Band 41 1RB_ Head Right Tilt _Low-Mid**DUT: A13 Pro 5G; Type: Smart Phone; Serial: SZNS211213-64419E-SA-S1**

Communication System: UID 0, Generic TDD-LTE (0); Frequency: 2580 MHz; Duty Cycle: 1:1.58
 Medium parameters used (interpolated): $f = 2580$ MHz; $\sigma = 1.952$ S/m; $\epsilon_r = 39.547$; $\rho = 1000$ kg/m³
 Phantom section: Right Section

DASY5 Configuration:

- Probe: EX3DV4 - SN3619; ConvF(6.53, 6.53, 6.53) @ 2580 MHz;
- Sensor-Surface: 4mm (Mechanical Surface Detection)
- Electronics: DAE4 Sn1211; Calibrated: 2022/03/01
- Phantom: Twin SAM; Type: QD000P40CD; Serial: 1744
- Measurement SW: DASY52, Version 52.10 (2);

Head Right Tilt/LTE Band 41 1RB Low-Mid/Area Scan (101x131x1): Interpolated grid: dx=1.000 mm, dy=1.000 mm

Maximum value of SAR (interpolated) = 1.32 W/kg

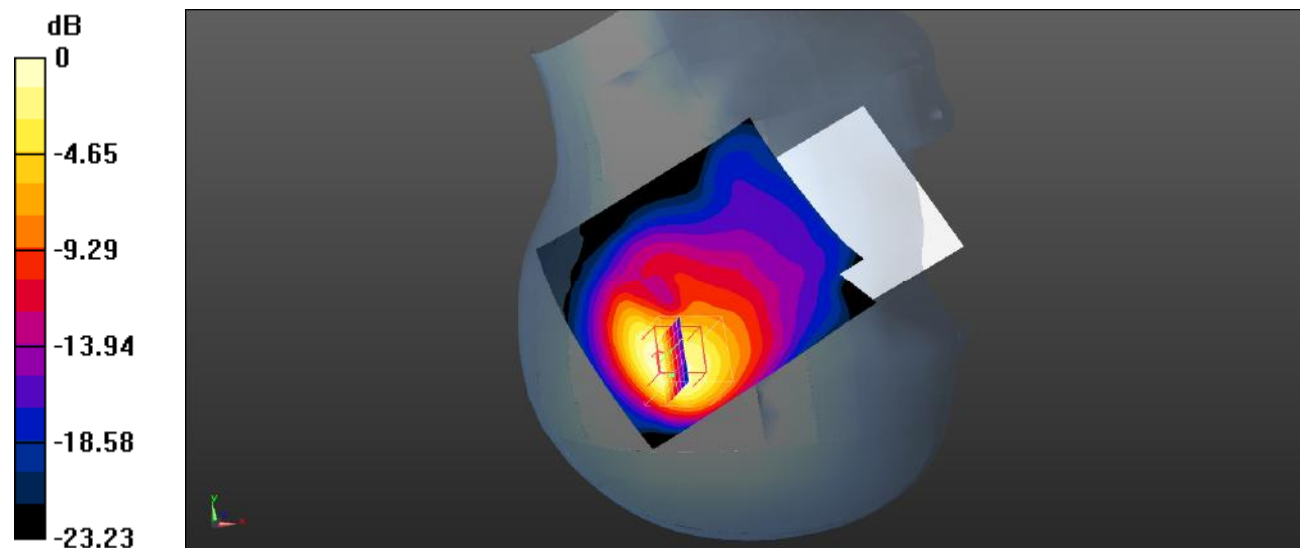
Head Right Tilt/LTE Band 41 1RB Low-Mid/Zoom Scan (7x7x7)/Cube 0: Measurement grid: dx=5mm, dy=5mm, dz=5mm

Reference Value = 8.918 V/m; Power Drift = 0.12 dB

Peak SAR (extrapolated) = 2.47 W/kg

SAR(1 g) = 1.1 W/kg; SAR(10 g) = 0.526 W/kg

Maximum value of SAR (measured) = 1.23 W/kg



0 dB = 1.23 W/kg = 0.90 dBW/kg

Plot 132#: LTE Band 41 1RB_ Head Right Tilt _ Mid-High**DUT: A13 Pro 5G; Type: Smart Phone; Serial: SZNS211213-64419E-SA-S1**

Communication System: UID 0, Generic TDD-LTE (0); Frequency: 2610 MHz; Duty Cycle: 1:1.58
 Medium parameters used (interpolated): $f = 2610$ MHz; $\sigma = 1.994$ S/m; $\epsilon_r = 39.454$; $\rho = 1000$ kg/m³
 Phantom section: Right Section

DASY5 Configuration:

- Probe: EX3DV4 - SN3619; ConvF(6.53, 6.53, 6.53) @ 2610 MHz;
- Sensor-Surface: 4mm (Mechanical Surface Detection)
- Electronics: DAE4 Sn1211; Calibrated: 2022/03/01
- Phantom: Twin SAM; Type: QD000P40CD; Serial: 1744
- Measurement SW: DASY52, Version 52.10 (2);

Head Right Tilt/LTE Band 41 1RB Mid-High/Area Scan (101x131x1): Interpolated grid: dx=1.000 mm, dy=1.000 mm

Maximum value of SAR (interpolated) = 1.41 W/kg

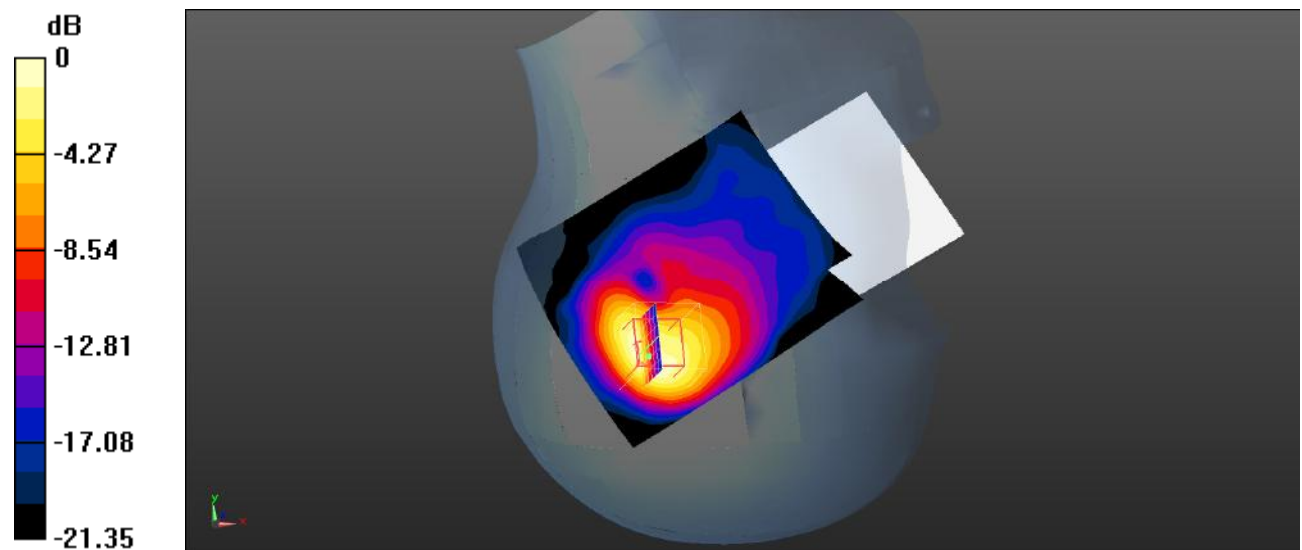
Head Right Tilt/LTE Band 41 1RB Mid-High/Zoom Scan (7x7x7)/Cube 0: Measurement grid: dx=5mm, dy=5mm, dz=5mm

Reference Value = 12.59 V/m; Power Drift = -0.01 dB

Peak SAR (extrapolated) = 2.70 W/kg

SAR(1 g) = 1.23 W/kg; SAR(10 g) = 0.586 W/kg

Maximum value of SAR (measured) = 1.34 W/kg



0 dB = 1.34 W/kg = 1.27 dBW/kg

Plot 133#: LTE Band 41 1RB_ Head Right Tilt _High**DUT: A13 Pro 5G; Type: Smart Phone; Serial: SZNS211213-64419E-SA-S1**

Communication System: UID 0, Generic TDD-LTE (0); Frequency: 2645 MHz; Duty Cycle: 1:1.58
Medium parameters used (interpolated): $f = 2645$ MHz; $\sigma = 2.031$ S/m; $\epsilon_r = 39.405$; $\rho = 1000$ kg/m³
Phantom section: Right Section

DASY5 Configuration:

- Probe: EX3DV4 - SN3619; ConvF(6.53, 6.53, 6.53) @ 2645 MHz;
- Sensor-Surface: 4mm (Mechanical Surface Detection)
- Electronics: DAE4 Sn1211; Calibrated: 2022/03/01
- Phantom: Twin SAM; Type: QD000P40CD; Serial: 1744
- Measurement SW: DASY52, Version 52.10 (2);

Head Right Tilt/LTE Band 41 1RB High/Area Scan (101x131x1): Interpolated grid: dx=1.000 mm, dy=1.000 mm
Maximum value of SAR (interpolated) = 1.35 W/kg

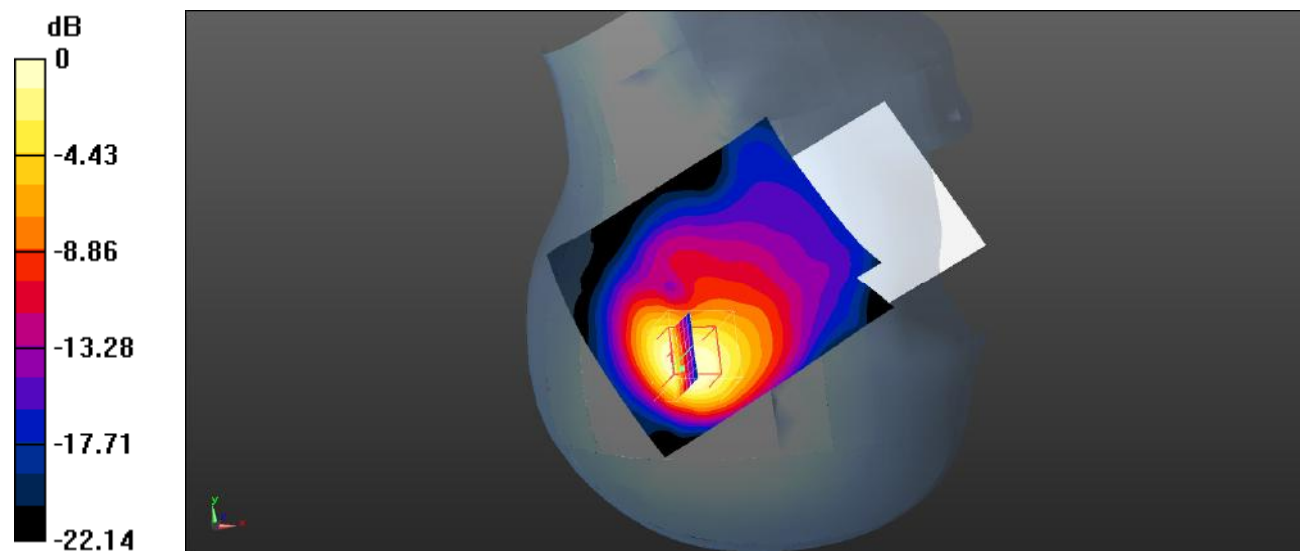
Head Right Tilt/LTE Band 41 1RB High/Zoom Scan (7x7x7)/Cube 0: Measurement grid: dx=5mm, dy=5mm, dz=5mm

Reference Value = 13.20 V/m; Power Drift = -0.16 dB

Peak SAR (extrapolated) = 2.48 W/kg

SAR(1 g) = 1.13 W/kg; SAR(10 g) = 0.553 W/kg

Maximum value of SAR (measured) = 1.22 W/kg



0 dB = 1.22 W/kg = 0.86 dBW/kg

Plot 134#: LTE Band 41 50%RB_ Head Right Tilt _Low**DUT: A13 Pro 5G; Type: Smart Phone; Serial: SZNS211213-64419E-SA-S1**

Communication System: UID 0, Generic TDD-LTE (0); Frequency: 2545 MHz; Duty Cycle: 1:1.58
 Medium parameters used (interpolated): $f = 2545$ MHz; $\sigma = 1.916$ S/m; $\epsilon_r = 39.531$; $\rho = 1000$ kg/m³
 Phantom section: Right Section

DASY5 Configuration:

- Probe: EX3DV4 - SN3619; ConvF(6.53, 6.53, 6.53) @ 2545 MHz;
- Sensor-Surface: 4mm (Mechanical Surface Detection)
- Electronics: DAE4 Sn1211; Calibrated: 2022/03/01
- Phantom: Twin SAM; Type: QD000P40CD; Serial: 1744
- Measurement SW: DASY52, Version 52.10 (2);

Head Right Tilt/LTE Band 41 50%RB Low/Area Scan (101x131x1): Interpolated grid: dx=1.000 mm, dy=1.000 mm

Maximum value of SAR (interpolated) = 1.44 W/kg

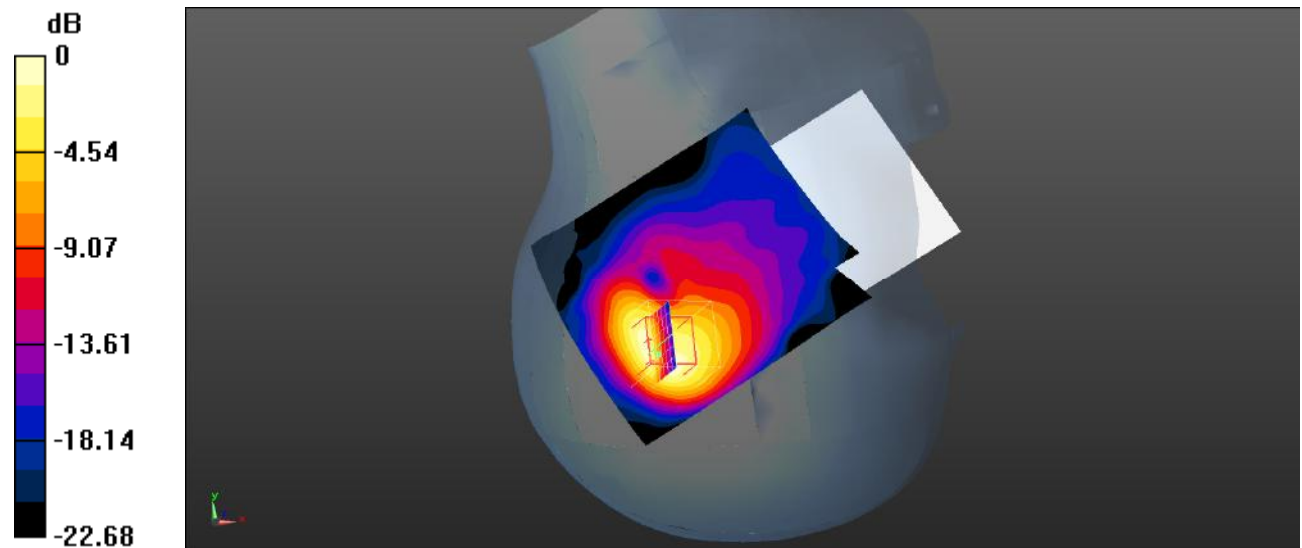
Head Right Tilt/LTE Band 41 50%RB Low/Zoom Scan (7x7x7)/Cube 0: Measurement grid: dx=5mm, dy=5mm, dz=5mm

Reference Value = 12.85 V/m; Power Drift = -0.09 dB

Peak SAR (extrapolated) = 2.75 W/kg

SAR(1 g) = 1.24 W/kg; SAR(10 g) = 0.598 W/kg

Maximum value of SAR (measured) = 1.37 W/kg



0 dB = 1.37 W/kg = 1.37 dBW/kg

Plot 135#: LTE Band 41 50%RB_ Head Right Tilt _Low-Mid**DUT: A13 Pro 5G; Type: Smart Phone; Serial: SZNS211213-64419E-SA-S1**

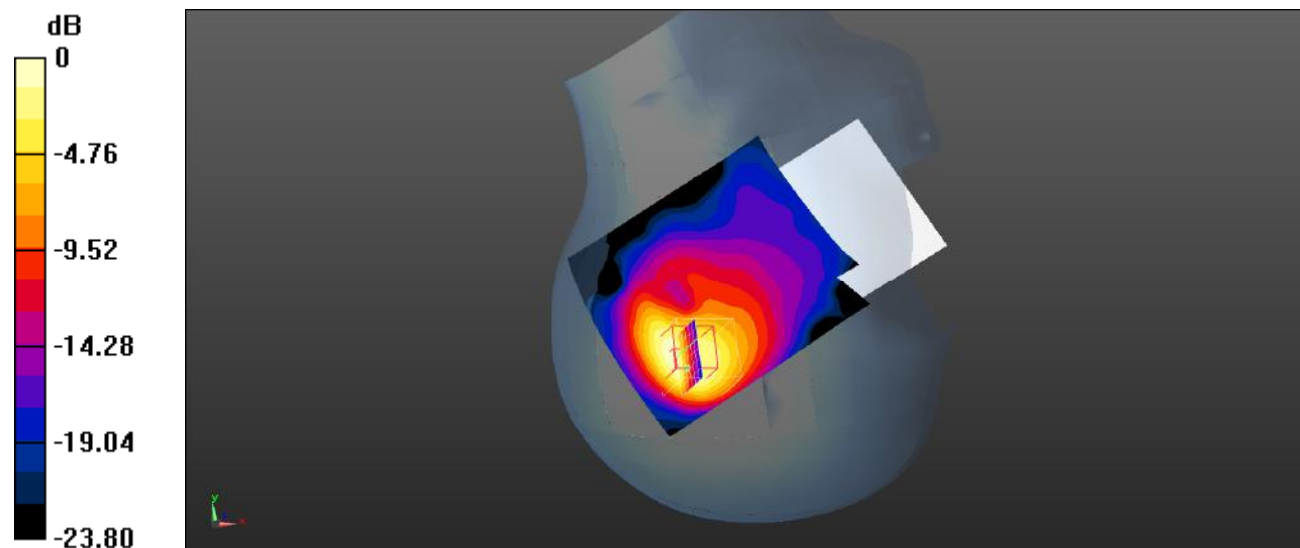
Communication System: UID 0, Generic TDD-LTE (0); Frequency: 2580 MHz; Duty Cycle: 1:1.58
Medium parameters used (interpolated): $f = 2580$ MHz; $\sigma = 1.952$ S/m; $\epsilon_r = 39.547$; $\rho = 1000$ kg/m³
Phantom section: Right Section

DASY5 Configuration:

- Probe: EX3DV4 - SN3619; ConvF(6.53, 6.53, 6.53) @ 2580 MHz;
- Sensor-Surface: 4mm (Mechanical Surface Detection)
- Electronics: DAE4 Sn1211; Calibrated: 2022/03/01
- Phantom: Twin SAM; Type: QD000P40CD; Serial: 1744
- Measurement SW: DASY52, Version 52.10 (2);

Head Right Tilt/LTE Band 41 50%RB Low-Mid/Area Scan (101x131x1): Interpolated grid: dx=1.000 mm, dy=1.000 mm
Maximum value of SAR (interpolated) = 1.31 W/kg

Head Right Tilt/LTE Band 41 50%RB Low-Mid/Zoom Scan (7x7x7)/Cube 0: Measurement grid: dx=5mm, dy=5mm, dz=5mm
Reference Value = 9.771 V/m; Power Drift = 0.04 dB
Peak SAR (extrapolated) = 2.50 W/kg
SAR(1 g) = 1.11 W/kg; SAR(10 g) = 0.529 W/kg
Maximum value of SAR (measured) = 1.24 W/kg



0 dB = 1.24 W/kg = 0.93 dBW/kg

Plot 136#: LTE Band 41 50%RB_ Head Right Tilt _ Mid-High**DUT: A13 Pro 5G; Type: Smart Phone; Serial: SZNS211213-64419E-SA-S1**

Communication System: UID 0, Generic TDD-LTE (0); Frequency: 2610 MHz; Duty Cycle: 1:1.58
 Medium parameters used (interpolated): $f = 2610$ MHz; $\sigma = 1.994$ S/m; $\epsilon_r = 39.454$; $\rho = 1000$ kg/m³
 Phantom section: Right Section

DASY5 Configuration:

- Probe: EX3DV4 - SN3619; ConvF(6.53, 6.53, 6.53) @ 2610 MHz;
- Sensor-Surface: 4mm (Mechanical Surface Detection)
- Electronics: DAE4 Sn1211; Calibrated: 2022/03/01
- Phantom: Twin SAM; Type: QD000P40CD; Serial: 1744
- Measurement SW: DASY52, Version 52.10 (2);

Head Right Tilt/LTE Band 41 50%RB Mid-High/Area Scan (101x131x1): Interpolated grid: dx=1.000 mm, dy=1.000 mm

Maximum value of SAR (interpolated) = 1.28 W/kg


Head Right Tilt/LTE Band 41 50%RB Mid-High/Zoom Scan (7x7x7)/Cube 0: Measurement grid: dx=5mm, dy=5mm, dz=5mm

Reference Value = 12.39 V/m; Power Drift = -0.00 dB

Peak SAR (extrapolated) = 2.53 W/kg

SAR(1 g) = 1.12 W/kg; SAR(10 g) = 0.539 W/kg

Maximum value of SAR (measured) = 1.21 W/kg



0 dB = 1.21 W/kg = 0.83 dBW/kg

Plot 137#: LTE Band 41 50%RB_ Head Right Tilt _High**DUT: A13 Pro 5G; Type: Smart Phone; Serial: SZNS211213-64419E-SA-S1**

Communication System: UID 0, Generic TDD-LTE (0); Frequency: 2645 MHz; Duty Cycle: 1:1.58
Medium parameters used (interpolated): $f = 2645$ MHz; $\sigma = 2.031$ S/m; $\epsilon_r = 39.405$; $\rho = 1000$ kg/m³
Phantom section: Right Section

DASY5 Configuration:

- Probe: EX3DV4 - SN3619; ConvF(6.53, 6.53, 6.53) @ 2645 MHz;
- Sensor-Surface: 4mm (Mechanical Surface Detection)
- Electronics: DAE4 Sn1211; Calibrated: 2022/03/01
- Phantom: Twin SAM; Type: QD000P40CD; Serial: 1744
- Measurement SW: DASY52, Version 52.10 (2);

Head Right Tilt/LTE Band 41 50%RB High/Area Scan (101x131x1): Interpolated grid: dx=1.000 mm, dy=1.000 mm

Maximum value of SAR (interpolated) = 1.31 W/kg

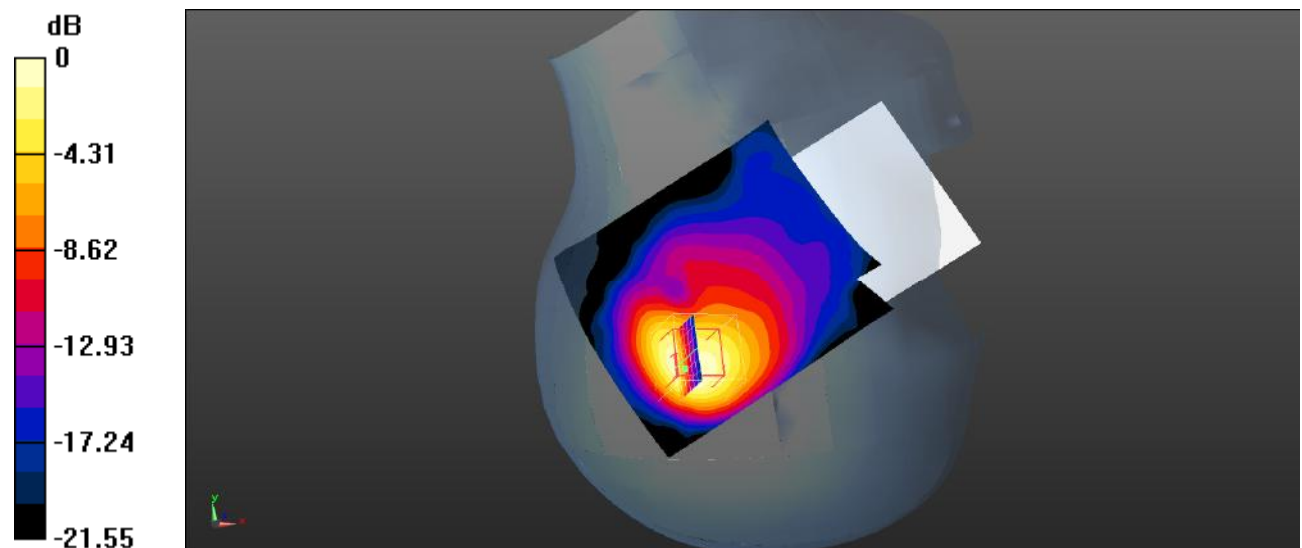
Head Right Tilt/LTE Band 41 50%RB High/Zoom Scan (7x7x7)/Cube 0: Measurement grid: dx=5mm, dy=5mm, dz=5mm

Reference Value = 12.55 V/m; Power Drift = -0.13 dB

Peak SAR (extrapolated) = 2.58 W/kg

SAR(1 g) = 1.16 W/kg; SAR(10 g) = 0.558 W/kg

Maximum value of SAR (measured) = 1.26 W/kg



0 dB = 1.26 W/kg = 1.00 dBW/kg

Plot 138#: LTE Band 41 100%RB_ Head Right Tilt_High**DUT: A13 Pro 5G; Type: Smart Phone; Serial: SZNS211213-64419E-SA-S1**

Communication System: UID 0, Generic TDD-LTE (0); Frequency: 2645 MHz; Duty Cycle: 1:1.58
 Medium parameters used (interpolated): $f = 2645$ MHz; $\sigma = 2.031$ S/m; $\epsilon_r = 39.405$; $\rho = 1000$ kg/m³
 Phantom section: Right Section

DASY5 Configuration:

- Probe: EX3DV4 - SN3619; ConvF(6.53, 6.53, 6.53) @ 2645 MHz;
- Sensor-Surface: 4mm (Mechanical Surface Detection)
- Electronics: DAE4 Sn1211; Calibrated: 2022/03/01
- Phantom: Twin SAM; Type: QD000P40CD; Serial: 1744
- Measurement SW: DASY52, Version 52.10 (2);

Head Right Tilt/LTE Band 41 100%RB High/Area Scan (101x131x1): Interpolated grid: dx=1.000 mm, dy=1.000 mm

Maximum value of SAR (interpolated) = 1.35 W/kg

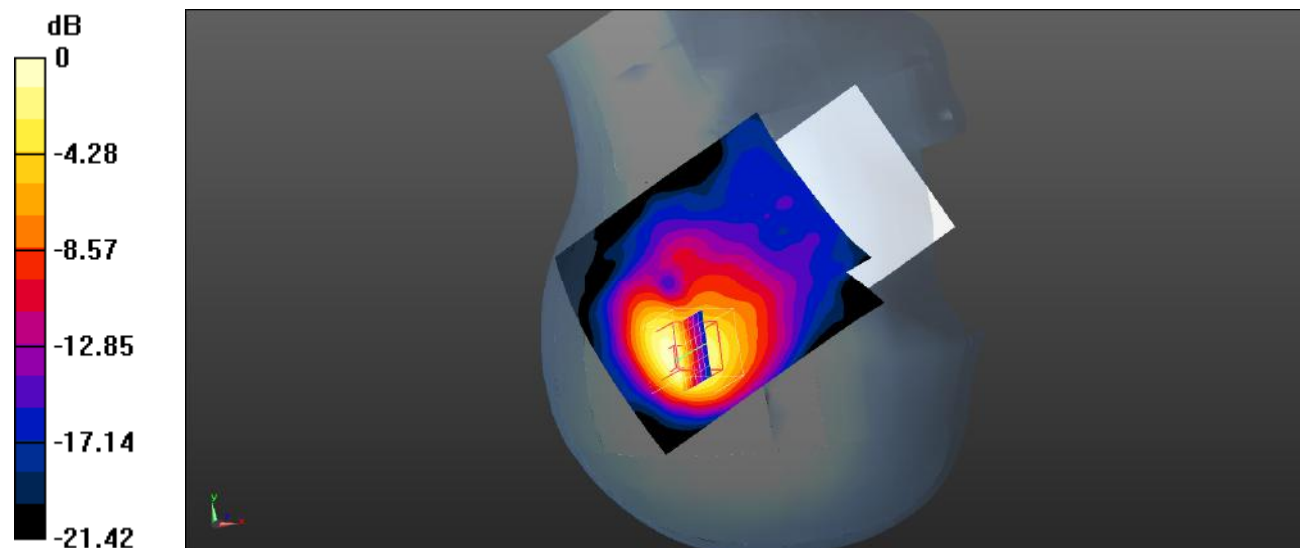
Head Right Tilt/LTE Band 41 100%RB High/Zoom Scan (7x7x7)/Cube 0: Measurement grid: dx=5mm, dy=5mm, dz=5mm

Reference Value = 15.33 V/m; Power Drift = -0.08 dB

Peak SAR (extrapolated) = 2.64 W/kg

SAR(1 g) = 1.2 W/kg; SAR(10 g) = 0.584 W/kg

Maximum value of SAR (measured) = 1.36 W/kg



0 dB = 1.36 W/kg = 1.34 dBW/kg

Plot 139#: LTE Band 41 1RB_ Body Front _High**DUT: A13 Pro 5G; Type: Smart Phone; Serial: SZNS211213-64419E-SA-S1**

Communication System: UID 0, Generic TDD-LTE (0); Frequency: 2645 MHz; Duty Cycle: 1:1.58
 Medium parameters used (interpolated): $f = 2645$ MHz; $\sigma = 2.031$ S/m; $\epsilon_r = 39.405$; $\rho = 1000$ kg/m³
 Phantom section: Flat Section

DASY5 Configuration:

- Probe: EX3DV4 - SN3619; ConvF(6.53, 6.53, 6.53) @ 2645 MHz;
- Sensor-Surface: 4mm (Mechanical Surface Detection)
- Electronics: DAE4 Sn1211; Calibrated: 2022/03/01
- Phantom: Twin SAM; Type: QD000P40CD; Serial: 1744
- Measurement SW: DASY52, Version 52.10 (2);

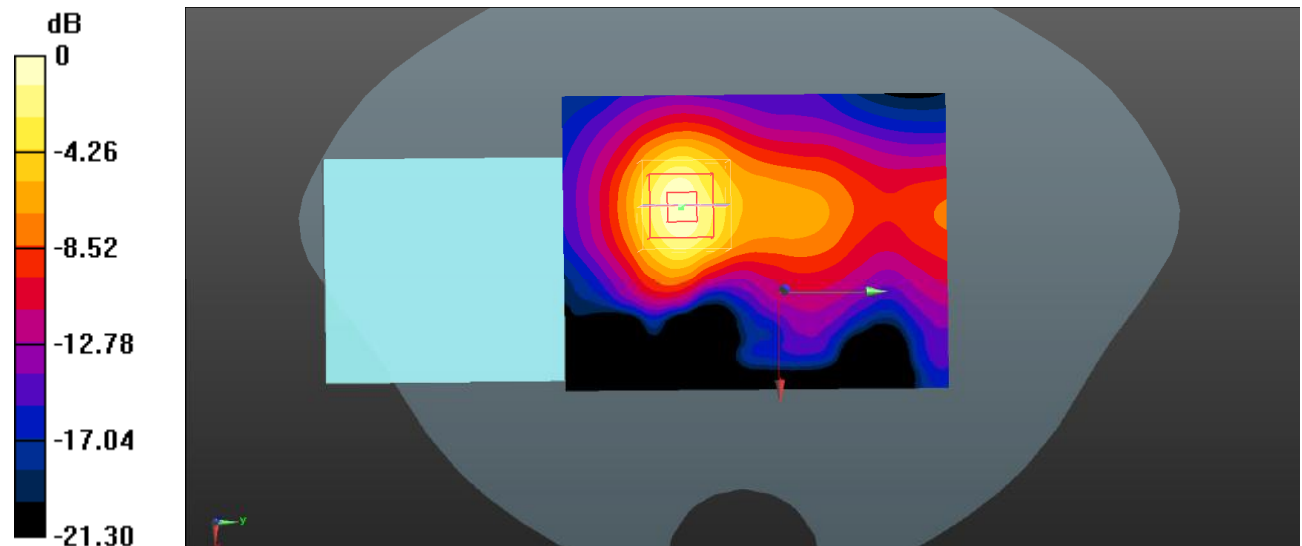
Body Front/LTE Band 41 1RB High/Area Scan (101x131x1): Interpolated grid: dx=1.000 mm, dy=1.000 mm
 Maximum value of SAR (interpolated) = 0.268 W/kg

Body Front/LTE Band 41 1RB High/Zoom Scan (7x7x7)/Cube 0: Measurement grid: dx=5mm, dy=5mm, dz=5mm
 Reference Value = 6.065 V/m; Power Drift = -0.17 dB

Peak SAR (extrapolated) = 0.485 W/kg

SAR(1 g) = 0.237 W/kg; SAR(10 g) = 0.119 W/kg

Maximum value of SAR (measured) = 0.259 W/kg



0 dB = 0.259 W/kg = -5.87 dBW/kg

Plot 140#: LTE Band 41 50%RB_ Body Front_High**DUT: A13 Pro 5G; Type: Smart Phone; Serial: SZNS211213-64419E-SA-S1**

Communication System: UID 0, Generic TDD-LTE (0); Frequency: 2645 MHz; Duty Cycle: 1:1.58
 Medium parameters used (interpolated): $f = 2645$ MHz; $\sigma = 2.031$ S/m; $\epsilon_r = 39.405$; $\rho = 1000$ kg/m³
 Phantom section: Flat Section

DASY5 Configuration:

- Probe: EX3DV4 - SN3619; ConvF(6.53, 6.53, 6.53) @ 2645 MHz;
- Sensor-Surface: 4mm (Mechanical Surface Detection)
- Electronics: DAE4 Sn1211; Calibrated: 2022/03/01
- Phantom: Twin SAM; Type: QD000P40CD; Serial: 1744
- Measurement SW: DASY52, Version 52.10 (2);

Body Front/LTE Band 41 50%RB High/Area Scan (101x131x1): Interpolated grid: dx=1.000 mm, dy=1.000 mm
 Maximum value of SAR (interpolated) = 0.261 W/kg

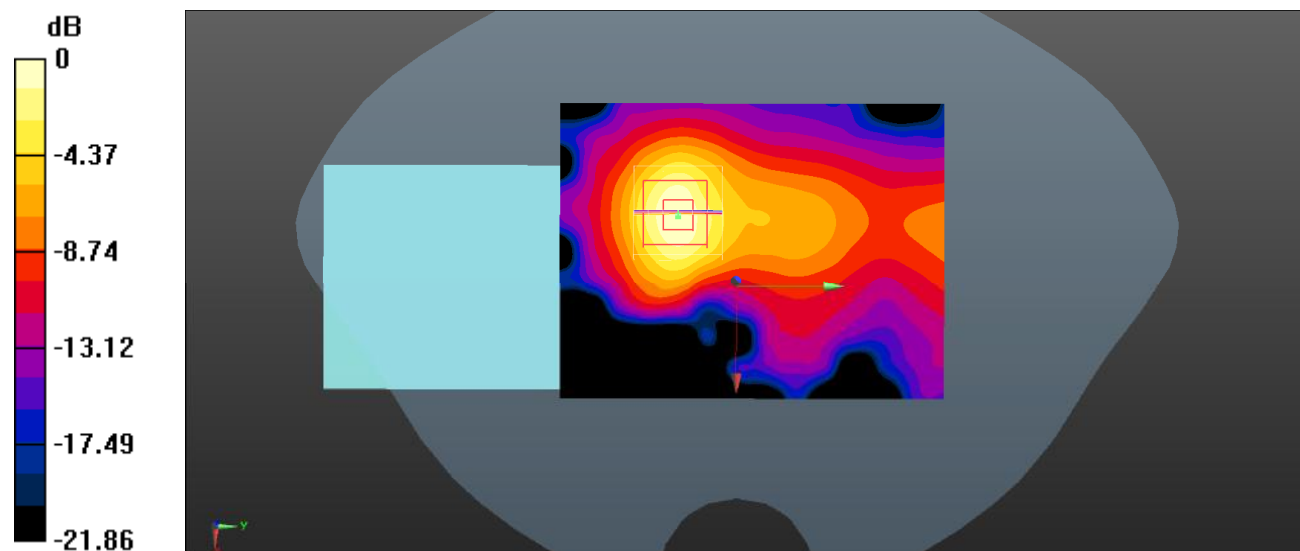
Body Front/LTE Band 41 50%RB High/Zoom Scan (7x7x7)/Cube 0: Measurement grid: dx=5mm, dy=5mm, dz=5mm

Reference Value = 5.721 V/m; Power Drift = -0.09 dB

Peak SAR (extrapolated) = 0.471 W/kg

SAR(1 g) = 0.233 W/kg; SAR(10 g) = 0.117 W/kg

Maximum value of SAR (measured) = 0.256 W/kg



0 dB = 0.256 W/kg = -5.92 dBW/kg

Plot 141#: LTE Band 41 1RB_ Body Back_High**DUT: A13 Pro 5G; Type: Smart Phone; Serial: SZNS211213-64419E-SA-S1**

Communication System: UID 0, Generic TDD-LTE (0); Frequency: 2645 MHz; Duty Cycle: 1:1.58
 Medium parameters used (interpolated): $f = 2645$ MHz; $\sigma = 2.031$ S/m; $\epsilon_r = 39.405$; $\rho = 1000$ kg/m³
 Phantom section: Flat Section

DASY5 Configuration:

- Probe: EX3DV4 - SN3619; ConvF(6.53, 6.53, 6.53) @ 2645 MHz;
- Sensor-Surface: 4mm (Mechanical Surface Detection)
- Electronics: DAE4 Sn1211; Calibrated: 2022/03/01
- Phantom: Twin SAM; Type: QD000P40CD; Serial: 1744
- Measurement SW: DASY52, Version 52.10 (2);

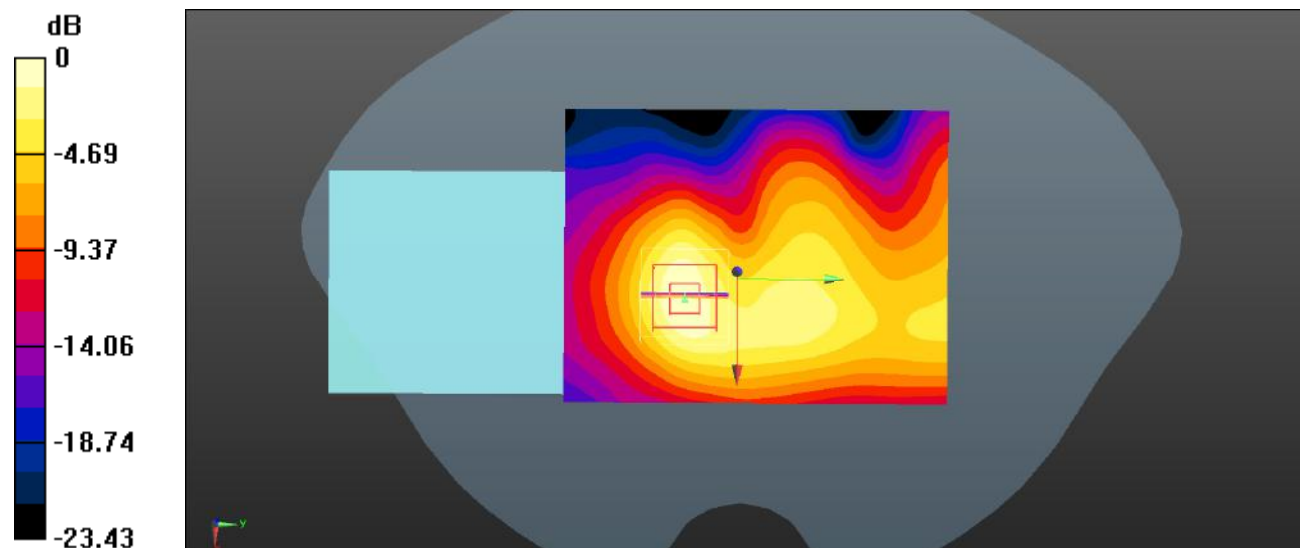
Body Back/LTE Band 41 1RB High/Area Scan (101x131x1): Interpolated grid: dx=1.000 mm, dy=1.000 mm
 Maximum value of SAR (interpolated) = 0.616 W/kg

Body Back/LTE Band 41 1RB High/Zoom Scan (7x7x7)/Cube 0: Measurement grid: dx=5mm, dy=5mm, dz=5mm
 Reference Value = 6.841 V/m; Power Drift = 0.16 dB

Peak SAR (extrapolated) = 1.09 W/kg

SAR(1 g) = 0.538 W/kg; SAR(10 g) = 0.251 W/kg

Maximum value of SAR (measured) = 0.611 W/kg



0 dB = 0.611 W/kg = -2.14 dBW/kg

Plot 142#: LTE Band 41 50%RB_ Body Back_High**DUT: A13 Pro 5G; Type: Smart Phone; Serial: SZNS211213-64419E-SA-S1**

Communication System: UID 0, Generic TDD-LTE (0); Frequency: 2645 MHz; Duty Cycle: 1:1.58
Medium parameters used (interpolated): $f = 2645$ MHz; $\sigma = 2.031$ S/m; $\epsilon_r = 39.405$; $\rho = 1000$ kg/m³
Phantom section: Flat Section

DASY5 Configuration:

- Probe: EX3DV4 - SN3619; ConvF(6.53, 6.53, 6.53) @ 2645 MHz;
- Sensor-Surface: 4mm (Mechanical Surface Detection)
- Electronics: DAE4 Sn1211; Calibrated: 2022/03/01
- Phantom: Twin SAM; Type: QD000P40CD; Serial: 1744
- Measurement SW: DASY52, Version 52.10 (2);

Body Back/LTE Band 41 50%RB High/Area Scan (101x131x1): Interpolated grid: dx=1.000 mm, dy=1.000 mm
Maximum value of SAR (interpolated) = 0.618 W/kg

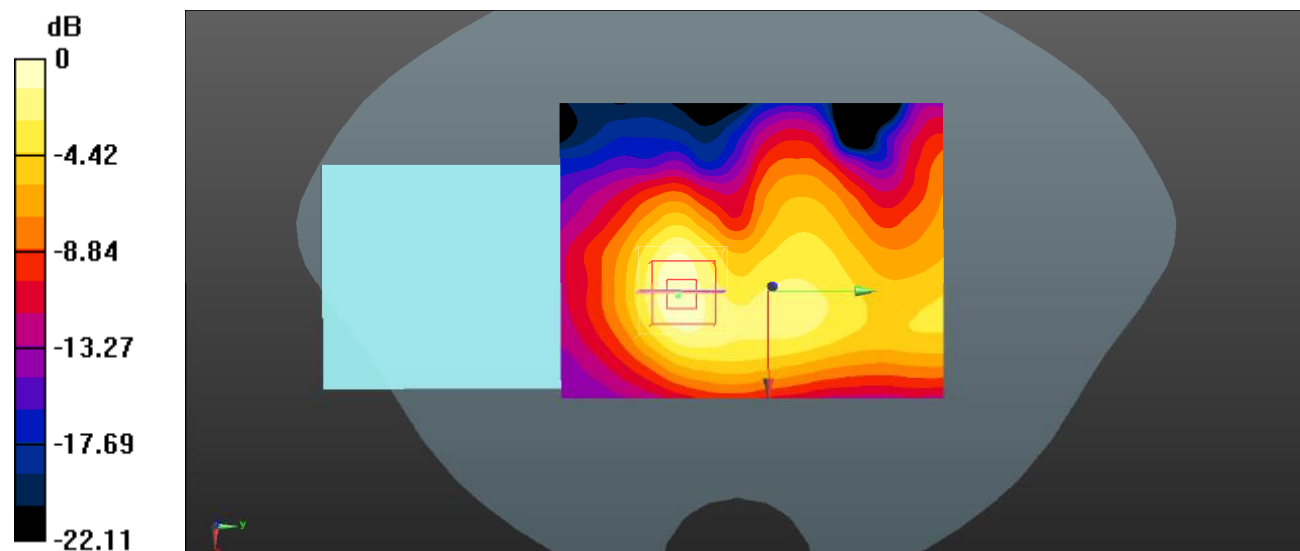
Body Back/LTE Band 41 50%RB High/Zoom Scan (7x7x7)/Cube 0: Measurement grid: dx=5mm, dy=5mm, dz=5mm

Reference Value = 7.845 V/m; Power Drift = 0.14 dB

Peak SAR (extrapolated) = 1.11 W/kg

SAR(1 g) = 0.552 W/kg; SAR(10 g) = 0.258 W/kg

Maximum value of SAR (measured) = 0.624 W/kg



0 dB = 0.624 W/kg = -2.05 dBW/kg

Plot 143#: LTE Band 41 1RB_ Body Left_High**DUT: A13 Pro 5G; Type: Smart Phone; Serial: SZNS211213-64419E-SA-S1**

Communication System: UID 0, Generic TDD-LTE (0); Frequency: 2645 MHz; Duty Cycle: 1:1.58
 Medium parameters used (interpolated): $f = 2645$ MHz; $\sigma = 2.031$ S/m; $\epsilon_r = 39.405$; $\rho = 1000$ kg/m³
 Phantom section: Flat Section

DASY5 Configuration:

- Probe: EX3DV4 - SN3619; ConvF(6.53, 6.53, 6.53) @ 2645 MHz;
- Sensor-Surface: 4mm (Mechanical Surface Detection)
- Electronics: DAE4 Sn1211; Calibrated: 2022/03/01
- Phantom: Twin SAM; Type: QD000P40CD; Serial: 1744
- Measurement SW: DASY52, Version 52.10 (2);

Body Left/LTE Band 41 1RB High/Area Scan (101x131x1): Interpolated grid: dx=1.000 mm, dy=1.000 mm

Maximum value of SAR (interpolated) = 0.169 W/kg

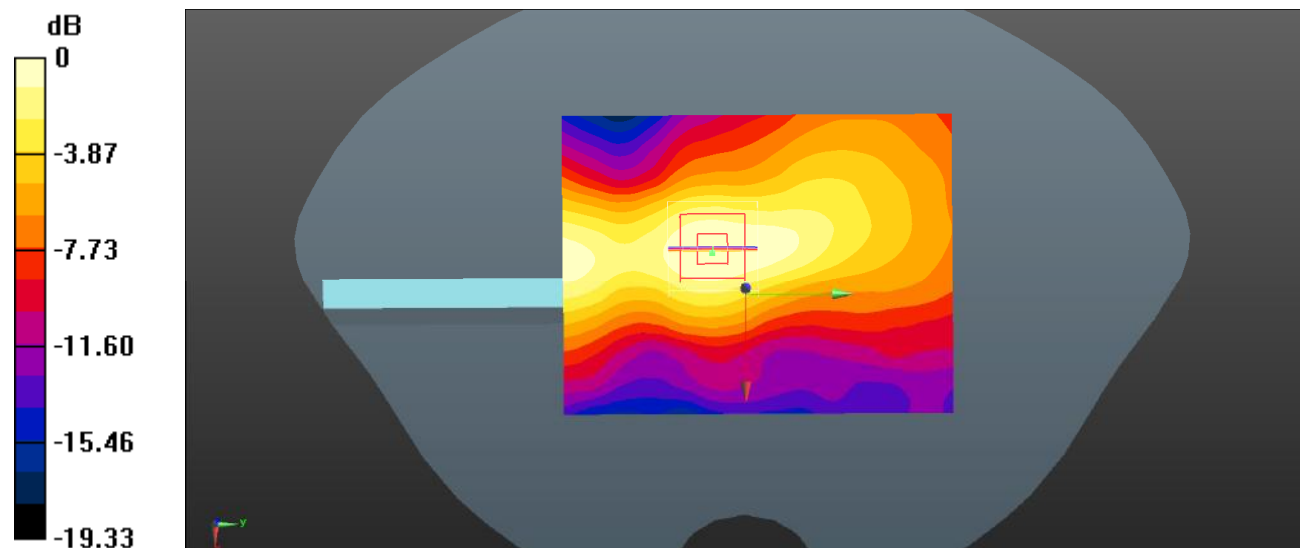
Body Left/LTE Band 41 1RB High/Zoom Scan (7x7x7)/Cube 0: Measurement grid: dx=5mm, dy=5mm, dz=5mm

Reference Value = 7.999 V/m; Power Drift = 0.16 dB

Peak SAR (extrapolated) = 0.267 W/kg

SAR(1 g) = 0.145 W/kg; SAR(10 g) = 0.079 W/kg

Maximum value of SAR (measured) = 0.158 W/kg



0 dB = 0.158 W/kg = -8.01 dBW/kg

Plot 144#: LTE Band 41 50%RB_ Body Left_High**DUT: A13 Pro 5G; Type: Smart Phone; Serial: SZNS211213-64419E-SA-S1**

Communication System: UID 0, Generic TDD-LTE (0); Frequency: 2645 MHz; Duty Cycle: 1:1.58
 Medium parameters used (interpolated): $f = 2645$ MHz; $\sigma = 2.031$ S/m; $\epsilon_r = 39.405$; $\rho = 1000$ kg/m³
 Phantom section: Flat Section

DASY5 Configuration:

- Probe: EX3DV4 - SN3619; ConvF(6.53, 6.53, 6.53) @ 2645 MHz;
- Sensor-Surface: 4mm (Mechanical Surface Detection)
- Electronics: DAE4 Sn1211; Calibrated: 2022/03/01
- Phantom: Twin SAM; Type: QD000P40CD; Serial: 1744
- Measurement SW: DASY52, Version 52.10 (2);

Body Left/LTE Band 41 50%RB High/Area Scan (101x131x1): Interpolated grid: dx=1.000 mm, dy=1.000 mm
 Maximum value of SAR (interpolated) = 0.164 W/kg

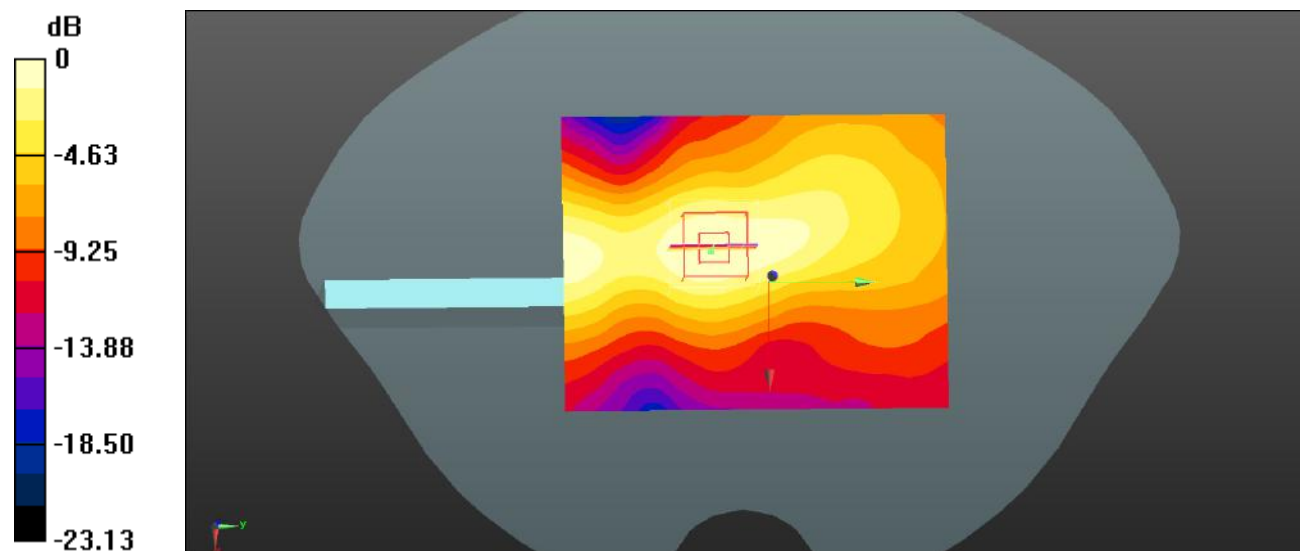
Body Left/LTE Band 41 50%RB High/Zoom Scan (7x7x7)/Cube 0: Measurement grid: dx=5mm, dy=5mm, dz=5mm

Reference Value = 8.347 V/m; Power Drift = -0.20 dB

Peak SAR (extrapolated) = 0.268 W/kg

SAR(1 g) = 0.140 W/kg; SAR(10 g) = 0.076 W/kg

Maximum value of SAR (measured) = 0.150 W/kg



0 dB = 0.150 W/kg = -8.24 dBW/kg

Plot 145#: LTE Band 41 1RB_ Body Top_Low**DUT: A13 Pro 5G; Type: Smart Phone; Serial: SZNS211213-64419E-SA-S1**

Communication System: UID 0, Generic TDD-LTE (0); Frequency: 2545 MHz; Duty Cycle: 1:1.58
Medium parameters used (interpolated): $f = 2545$ MHz; $\sigma = 1.916$ S/m; $\epsilon_r = 39.531$; $\rho = 1000$ kg/m³
Phantom section: Flat Section

DASY5 Configuration:

- Probe: EX3DV4 - SN3619; ConvF(6.53, 6.53, 6.53) @ 2545 MHz;
- Sensor-Surface: 4mm (Mechanical Surface Detection)
- Electronics: DAE4 Sn1211; Calibrated: 2022/03/01
- Phantom: Twin SAM; Type: QD000P40CD; Serial: 1744
- Measurement SW: DASY52, Version 52.10 (2);

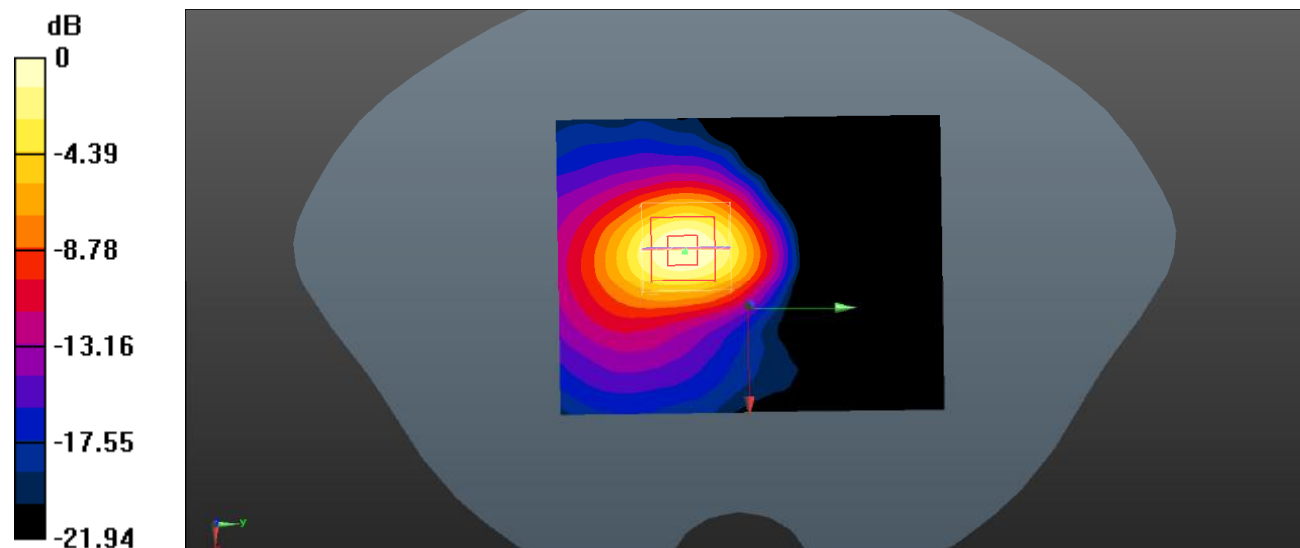
Body Top/LTE Band 41 1RB Low/Area Scan (101x131x1): Interpolated grid: dx=1.000 mm, dy=1.000 mm
Maximum value of SAR (interpolated) = 0.821 W/kg

Body Top/LTE Band 41 1RB Low/Zoom Scan (7x7x7)/Cube 0: Measurement grid: dx=5mm, dy=5mm, dz=5mm
Reference Value = 12.19 V/m; Power Drift = -0.03 dB

Peak SAR (extrapolated) = 1.30 W/kg

SAR(1 g) = 0.696 W/kg; SAR(10 g) = 0.335 W/kg

Maximum value of SAR (measured) = 0.791 W/kg



0 dB = 0.791 W/kg = -1.02 dBW/kg

Plot 146#: LTE Band 41 1RB_ Body Top_Low-Mid**DUT: A13 Pro 5G; Type: Smart Phone; Serial: SZNS211213-64419E-SA-S1**

Communication System: UID 0, Generic TDD-LTE (0); Frequency: 2580 MHz; Duty Cycle: 1:1.58
 Medium parameters used (interpolated): $f = 2580$ MHz; $\sigma = 1.952$ S/m; $\epsilon_r = 39.547$; $\rho = 1000$ kg/m³
 Phantom section: Flat Section

DASY5 Configuration:

- Probe: EX3DV4 - SN3619; ConvF(6.53, 6.53, 6.53) @ 2580 MHz;
- Sensor-Surface: 4mm (Mechanical Surface Detection)
- Electronics: DAE4 Sn1211; Calibrated: 2022/03/01
- Phantom: Twin SAM; Type: QD000P40CD; Serial: 1744
- Measurement SW: DASY52, Version 52.10 (2);

Body Top/LTE Band 41 1RB Low-Mid/Area Scan (101x131x1): Interpolated grid: dx=1.000 mm, dy=1.000 mm
 Maximum value of SAR (interpolated) = 0.806 W/kg

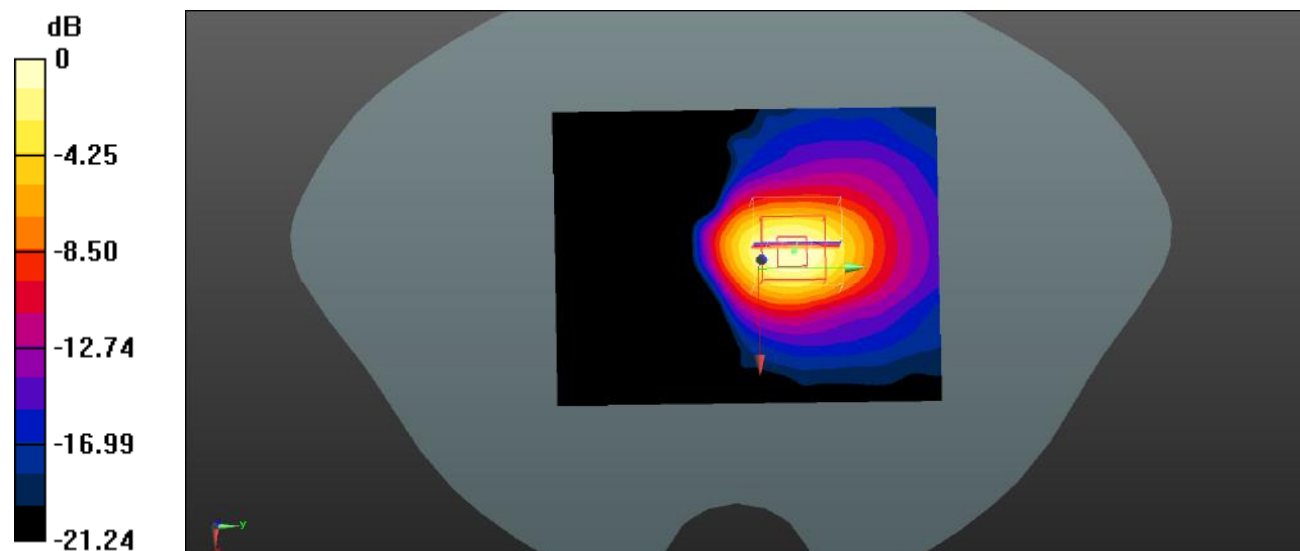
Body Top/LTE Band 41 1RB Low-Mid/Zoom Scan (7x7x7)/Cube 0: Measurement grid: dx=5mm, dy=5mm, dz=5mm

Reference Value = 10.18 V/m; Power Drift = 0.16 dB

Peak SAR (extrapolated) = 1.47 W/kg

SAR(1 g) = 0.713 W/kg; SAR(10 g) = 0.329 W/kg

Maximum value of SAR (measured) = 0.799 W/kg



0 dB = 0.799 W/kg = -0.97 dBW/kg

Plot 147#: LTE Band 41 1RB_ Body Top_ Mid-High**DUT: A13 Pro 5G; Type: Smart Phone; Serial: SZNS211213-64419E-SA-S1**

Communication System: UID 0, Generic TDD-LTE (0); Frequency: 2610 MHz; Duty Cycle: 1:1.58
 Medium parameters used (interpolated): $f = 2610$ MHz; $\sigma = 1.994$ S/m; $\epsilon_r = 39.454$; $\rho = 1000$ kg/m³
 Phantom section: Flat Section

DASY5 Configuration:

- Probe: EX3DV4 - SN3619; ConvF(6.53, 6.53, 6.53) @ 2610 MHz;
- Sensor-Surface: 4mm (Mechanical Surface Detection)
- Electronics: DAE4 Sn1211; Calibrated: 2022/03/01
- Phantom: Twin SAM; Type: QD000P40CD; Serial: 1744
- Measurement SW: DASY52, Version 52.10 (2);

Body Top/LTE Band 41 1RB Mid-High/Area Scan (101x131x1): Interpolated grid: dx=1.000 mm, dy=1.000 mm
 Maximum value of SAR (interpolated) = 0.811 W/kg

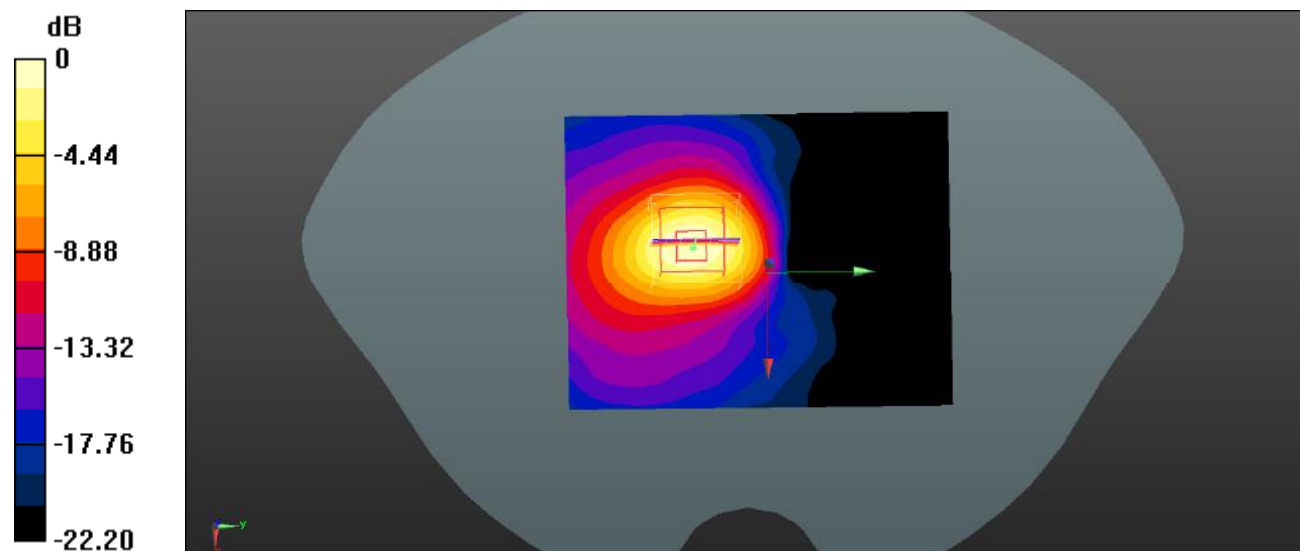
Body Top/LTE Band 41 1RB Mid-High/Zoom Scan (7x7x7)/Cube 0: Measurement grid: dx=5mm, dy=5mm, dz=5mm

Reference Value = 11.15 V/m; Power Drift = -0.17 dB

Peak SAR (extrapolated) = 1.33 W/kg

SAR(1 g) = 0.697 W/kg; SAR(10 g) = 0.331 W/kg

Maximum value of SAR (measured) = 0.783 W/kg



0 dB = 0.783 W/kg = -1.06 dBW/kg

Plot 148#: LTE Band 41 1RB_ Body Top_ High**DUT: A13 Pro 5G; Type: Smart Phone; Serial: SZNS211213-64419E-SA-S1**

Communication System: UID 0, Generic TDD-LTE (0); Frequency: 2645 MHz; Duty Cycle: 1:1.58
 Medium parameters used (interpolated): $f = 2645$ MHz; $\sigma = 2.031$ S/m; $\epsilon_r = 39.405$; $\rho = 1000$ kg/m³
 Phantom section: Flat Section

DASY5 Configuration:

- Probe: EX3DV4 - SN3619; ConvF(6.53, 6.53, 6.53) @ 2645 MHz;
- Sensor-Surface: 4mm (Mechanical Surface Detection)
- Electronics: DAE4 Sn1211; Calibrated: 2022/03/01
- Phantom: Twin SAM; Type: QD000P40CD; Serial: 1744
- Measurement SW: DASY52, Version 52.10 (2);

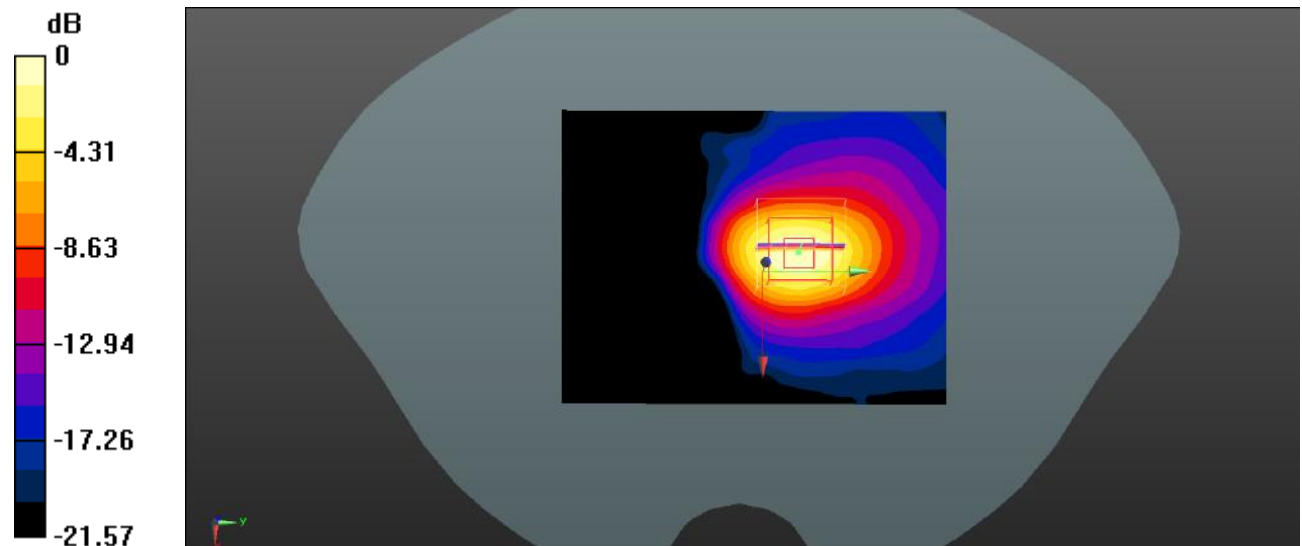
Body Top/LTE Band 41 1RB High/Area Scan (101x131x1): Interpolated grid: dx=1.000 mm, dy=1.000 mm
 Maximum value of SAR (interpolated) = 0.830 W/kg

Body Top/LTE Band 41 1RB High/Zoom Scan (7x7x7)/Cube 0: Measurement grid: dx=5mm, dy=5mm, dz=5mm
 Reference Value = 10.53 V/m; Power Drift = 0.05 dB

Peak SAR (extrapolated) = 1.51 W/kg

SAR(1 g) = 0.733 W/kg; SAR(10 g) = 0.339 W/kg

Maximum value of SAR (measured) = 0.826 W/kg



0 dB = 0.826 W/kg = -0.83 dBW/kg

Plot 149#: LTE Band 41 50%RB_ Body Top_ High**DUT: A13 Pro 5G; Type: Smart Phone; Serial: SZNS211213-64419E-SA-S1**

Communication System: UID 0, Generic TDD-LTE (0); Frequency: 2645 MHz; Duty Cycle: 1:1.58
Medium parameters used (interpolated): $f = 2645$ MHz; $\sigma = 2.031$ S/m; $\epsilon_r = 39.405$; $\rho = 1000$ kg/m³
Phantom section: Flat Section

DASY5 Configuration:

- Probe: EX3DV4 - SN3619; ConvF(6.53, 6.53, 6.53) @ 2645 MHz;
- Sensor-Surface: 4mm (Mechanical Surface Detection)
- Electronics: DAE4 Sn1211; Calibrated: 2022/03/01
- Phantom: Twin SAM; Type: QD000P40CD; Serial: 1744
- Measurement SW: DASY52, Version 52.10 (2);

Body Top/LTE Band 41 50%RB High/Area Scan (101x131x1): Interpolated grid: dx=1.000 mm, dy=1.000 mm
Maximum value of SAR (interpolated) = 0.821 W/kg

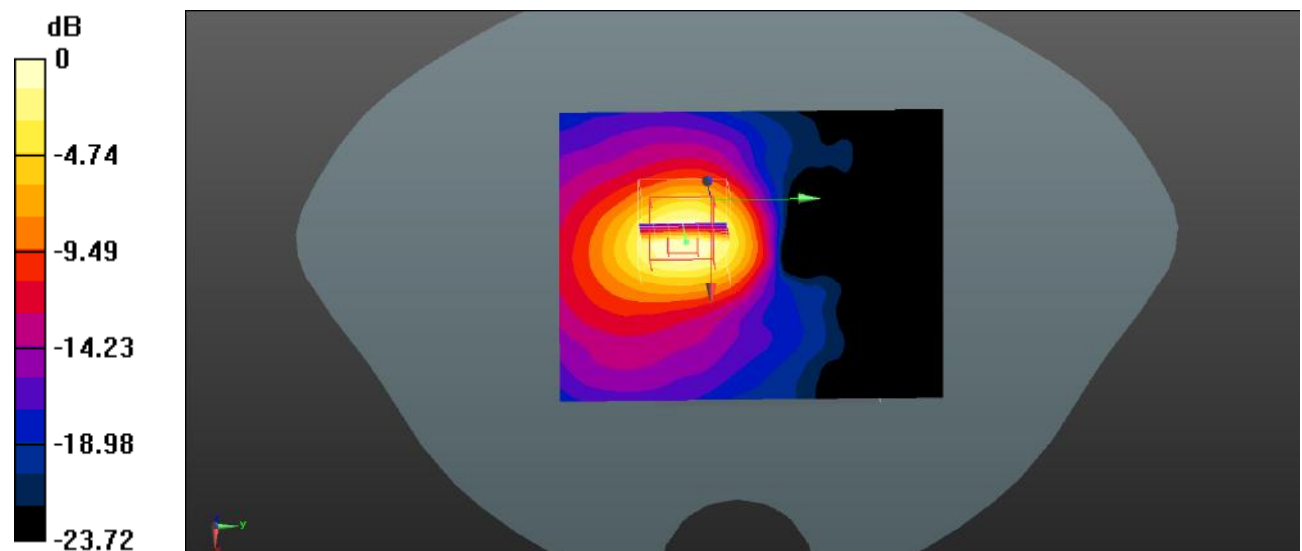
Body Top/LTE Band 41 50%RB High/Zoom Scan (7x7x7)/Cube 0: Measurement grid: dx=5mm, dy=5mm, dz=5mm

Reference Value = 12.05 V/m; Power Drift = -0.20 dB

Peak SAR (extrapolated) = 1.46 W/kg

SAR(1 g) = 0.725 W/kg; SAR(10 g) = 0.334 W/kg

Maximum value of SAR (measured) = 0.813 W/kg



0 dB = 0.813 W/kg = -0.90 dBW/kg

Plot 150#: WLAN 2.4G_Head Left Cheek_Low**DUT: A13 Pro 5G; Type: Smart Phone; Serial: SZNS211213-64419E-SA-S1**

Communication System: UID 0, 2.4G DTS (0); Frequency: 2412 MHz; Duty Cycle: 1:1

Medium parameters used (interpolated): $f = 2412$ MHz; $\sigma = 1.749$ S/m; $\epsilon_r = 39.912$; $\rho = 1000$ kg/m³

Phantom section: Left Section

DASY5 Configuration:

- Probe: EX3DV4 - SN3619; ConvF(6.69, 6.69, 6.69) @ 2412 MHz;
- Sensor-Surface: 4mm (Mechanical Surface Detection)
- Electronics: DAE4 Sn1211; Calibrated: 2022/03/01
- Phantom: Twin SAM; Type: QD000P40CD; Serial: 1744
- Measurement SW: DASY52, Version 52.10 (2);

Head Left Cheek/WLAN 802.11b Low/Area Scan (101x111x1): Interpolated grid: dx=1.000 mm, dy=1.000 mm

Maximum value of SAR (interpolated) = 0.246 W/kg

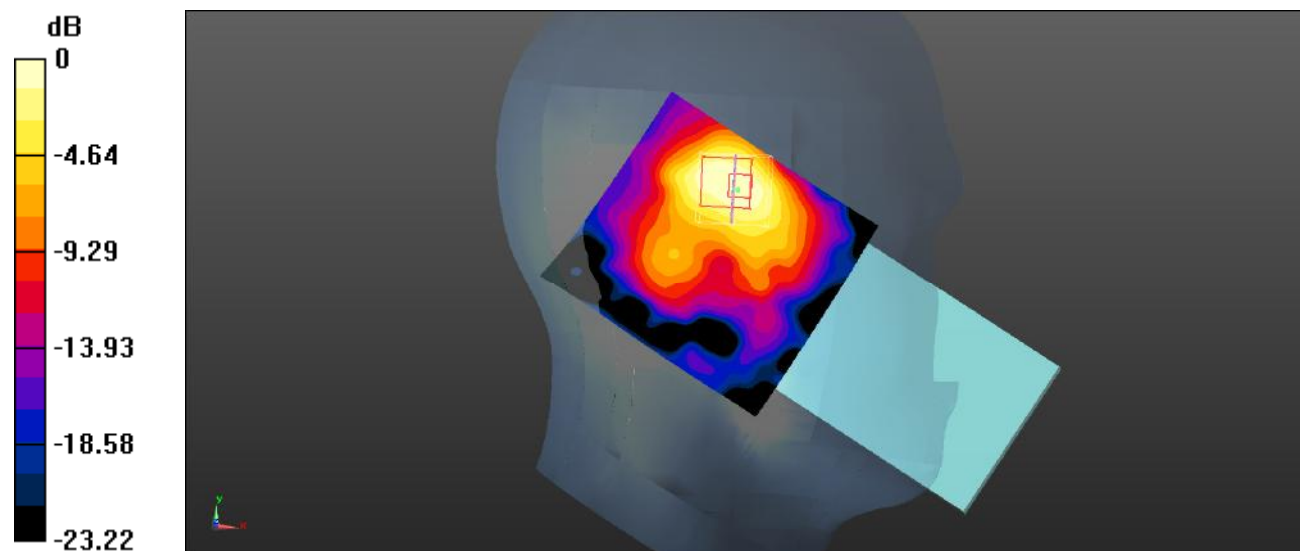
Head Left Cheek/WLAN 802.11b Low/Zoom Scan (7x7x7)/Cube 0: Measurement grid: dx=5mm, dy=5mm, dz=5mm

Reference Value = 5.378 V/m; Power Drift = 0.17 dB

Peak SAR (extrapolated) = 0.668 W/kg

SAR(1 g) = 0.220 W/kg; SAR(10 g) = 0.105 W/kg

Maximum value of SAR (measured) = 0.237 W/kg



0 dB = 0.237 W/kg = -6.25 dBW/kg

Plot 151#: WLAN 2.4G_Head Left Cheek_Mid**DUT: A13 Pro 5G; Type: Smart Phone; Serial: SZNS211213-64419E-SA-S1**

Communication System: UID 0, 2.4G DTS (0); Frequency: 2442 MHz; Duty Cycle: 1:1

Medium parameters used (interpolated): $f = 2442$ MHz; $\sigma = 1.765$ S/m; $\epsilon_r = 39.865$; $\rho = 1000$ kg/m³

Phantom section: Left Section

DASY5 Configuration:

- Probe: EX3DV4 - SN3619; ConvF(6.69, 6.69, 6.69) @ 2442 MHz;
- Sensor-Surface: 4mm (Mechanical Surface Detection)
- Electronics: DAE4 Sn1211; Calibrated: 2022/03/01
- Phantom: Twin SAM; Type: QD000P40CD; Serial: 1744
- Measurement SW: DASY52, Version 52.10 (2);

Head Left Cheek/WLAN 802.11b Mid/Area Scan (101x111x1): Interpolated grid: dx=1.000 mm, dy=1.000 mm

Maximum value of SAR (interpolated) = 0.471 W/kg

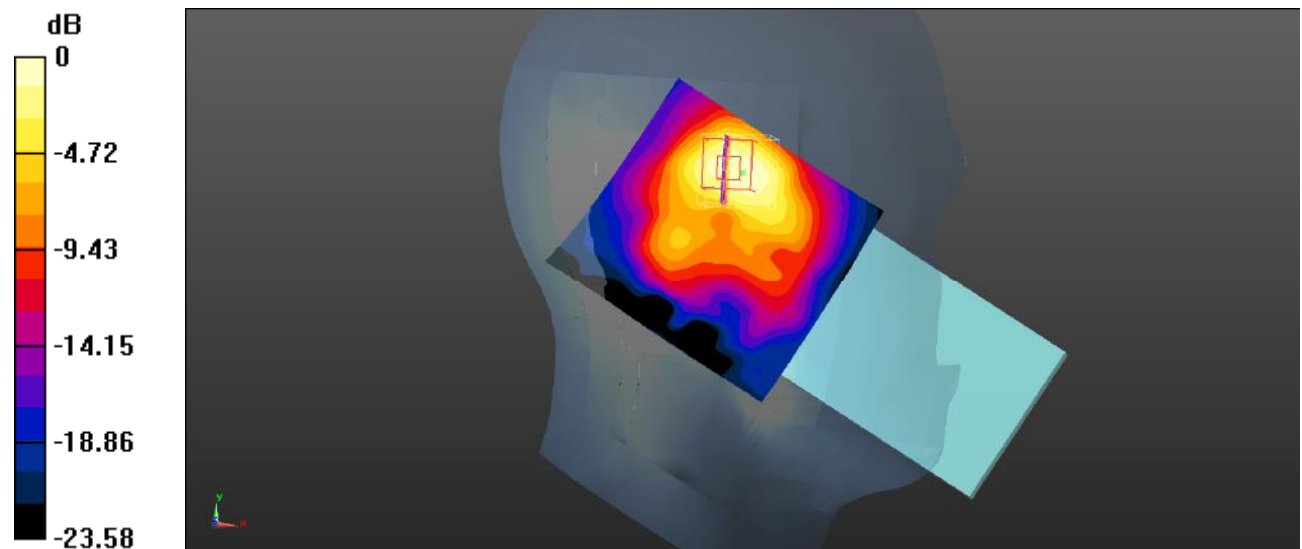
Head Left Cheek/WLAN 802.11b Mid/Zoom Scan (7x7x7)/Cube 0: Measurement grid: dx=5mm, dy=5mm, dz=5mm

Reference Value = 6.918 V/m; Power Drift = 0.20 dB

Peak SAR (extrapolated) = 1.60 W/kg

SAR(1 g) = 0.458 W/kg; SAR(10 g) = 0.212 W/kg

Maximum value of SAR (measured) = 0.473 W/kg



0 dB = 0.473 W/kg = -3.25 dBW/kg

Plot 152#: WLAN 2.4G_Head Left Cheek_High**DUT: A13 Pro 5G; Type: Smart Phone; Serial: SZNS211213-64419E-SA-S1**

Communication System: UID 0, 2.4G DTS (0); Frequency: 2472 MHz; Duty Cycle: 1:1

Medium parameters used (interpolated): $f = 2472$ MHz; $\sigma = 1.793$ S/m; $\epsilon_r = 39.729$; $\rho = 1000$ kg/m³

Phantom section: Left Section

DASY5 Configuration:

- Probe: EX3DV4 - SN3619; ConvF(6.69, 6.69, 6.69) @ 2472 MHz;
- Sensor-Surface: 4mm (Mechanical Surface Detection)
- Electronics: DAE4 Sn1211; Calibrated: 2022/03/01
- Phantom: Twin SAM; Type: QD000P40CD; Serial: 1744
- Measurement SW: DASY52, Version 52.10 (2);

Head Left Cheek/WLAN 802.11b High/Area Scan (101x111x1): Interpolated grid: dx=1.000 mm, dy=1.000 mm

Maximum value of SAR (interpolated) = 0.436 W/kg

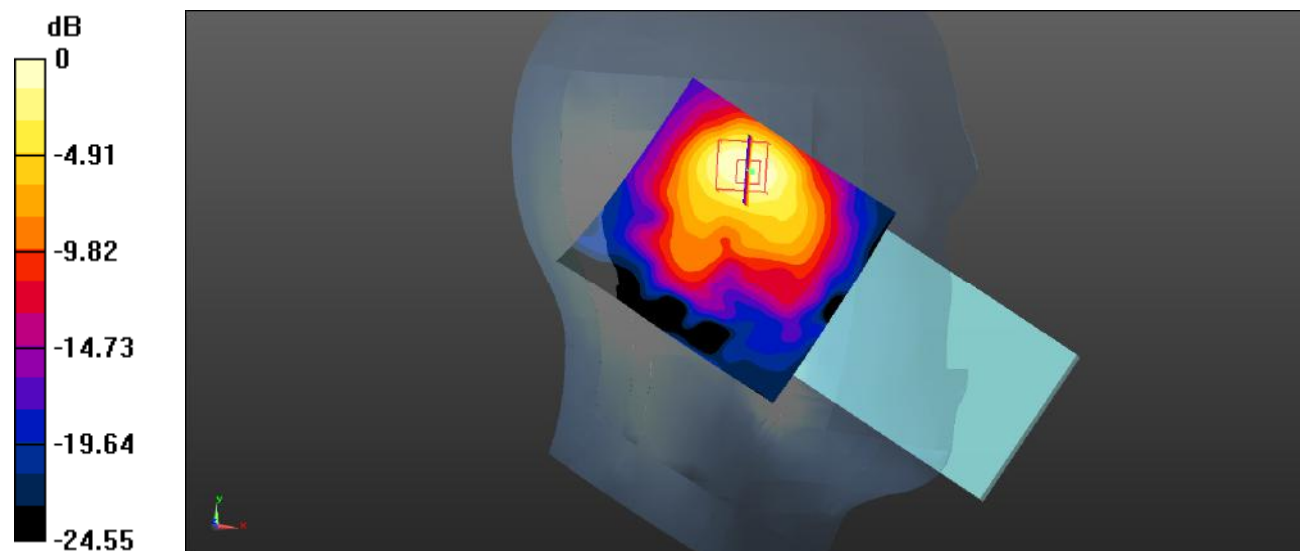
Head Left Cheek/WLAN 802.11b High/Zoom Scan (7x7x7)/Cube 0: Measurement grid: dx=5mm, dy=5mm, dz=5mm

Reference Value = 7.113 V/m; Power Drift = 0.05 dB

Peak SAR (extrapolated) = 1.32 W/kg

SAR(1 g) = 0.414 W/kg; SAR(10 g) = 0.186 W/kg

Maximum value of SAR (measured) = 0.439 W/kg



0 dB = 0.439 W/kg = -3.58 dBW/kg

Plot 153#: WLAN 2.4G_Head Left Tilt_Mid**DUT: A13 Pro 5G; Type: Smart Phone; Serial: SZNS211213-64419E-SA-S1**

Communication System: UID 0, 2.4G DTS (0); Frequency: 2442 MHz; Duty Cycle: 1:1

Medium parameters used (interpolated): $f = 2442$ MHz; $\sigma = 1.765$ S/m; $\epsilon_r = 39.865$; $\rho = 1000$ kg/m³

Phantom section: Left Section

DASY5 Configuration:

- Probe: EX3DV4 - SN3619; ConvF(6.69, 6.69, 6.69) @ 2442 MHz;
- Sensor-Surface: 4mm (Mechanical Surface Detection)
- Electronics: DAE4 Sn1211; Calibrated: 2022/03/01
- Phantom: Twin SAM; Type: QD000P40CD; Serial: 1744
- Measurement SW: DASY52, Version 52.10 (2);

Head Left Tilt/WLAN 802.11b Mid/Area Scan (101x111x1): Interpolated grid: dx=1.000 mm, dy=1.000 mm

Maximum value of SAR (interpolated) = 0.388 W/kg

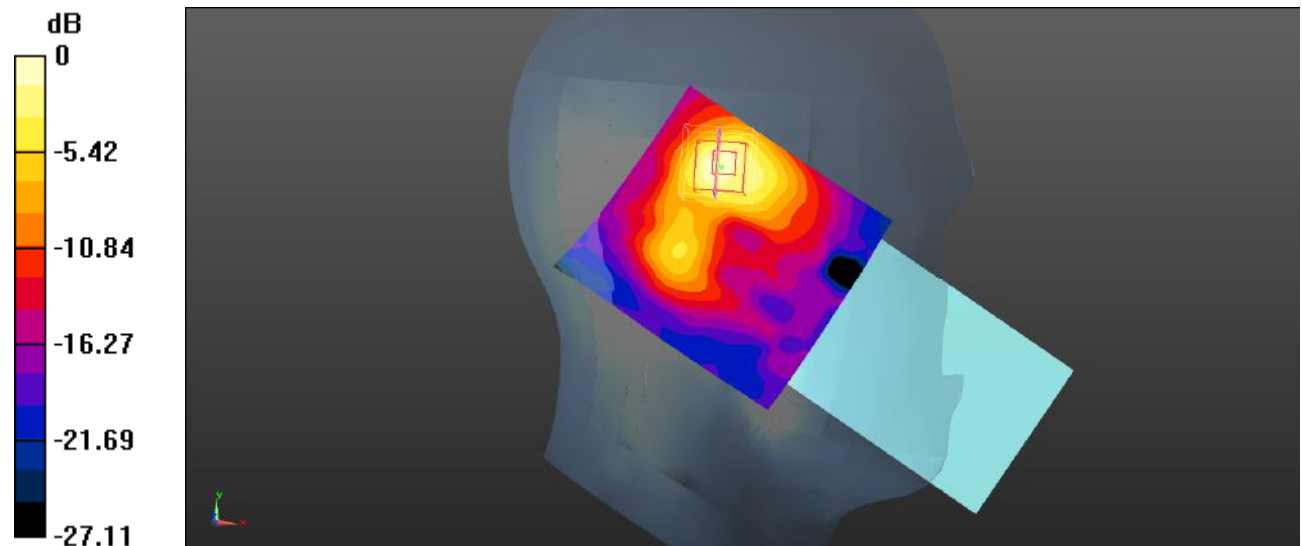
Head Left Tilt/WLAN 802.11b Mid/Zoom Scan (7x7x7)/Cube 0: Measurement grid: dx=5mm, dy=5mm, dz=5mm

Reference Value = 5.164 V/m; Power Drift = 0.16 dB

Peak SAR (extrapolated) = 0.736 W/kg

SAR(1 g) = 0.317 W/kg; SAR(10 g) = 0.143 W/kg

Maximum value of SAR (measured) = 0.382 W/kg



0 dB = 0.382 W/kg = -4.18 dBW/kg

Plot 154#: WLAN 2.4G_Head Right Cheek_Mid**DUT: A13 Pro 5G; Type: Smart Phone; Serial: SZNS211213-64419E-SA-S1**

Communication System: UID 0, 2.4G DTS (0); Frequency: 2442 MHz; Duty Cycle: 1:1

Medium parameters used (interpolated): $f = 2442$ MHz; $\sigma = 1.765$ S/m; $\epsilon_r = 39.865$; $\rho = 1000$ kg/m³

Phantom section: Right Section

DASY5 Configuration:

- Probe: EX3DV4 - SN3619; ConvF(6.69, 6.69, 6.69) @ 2442 MHz;
- Sensor-Surface: 4mm (Mechanical Surface Detection)
- Electronics: DAE4 Sn1211; Calibrated: 2022/03/01
- Phantom: Twin SAM; Type: QD000P40CD; Serial: 1744
- Measurement SW: DASY52, Version 52.10 (2);

Head Right Cheek/WLAN 802.11b Mid/Area Scan (101x111x1): Interpolated grid: dx=1.000 mm, dy=1.000 mm

Maximum value of SAR (interpolated) = 0.115 W/kg

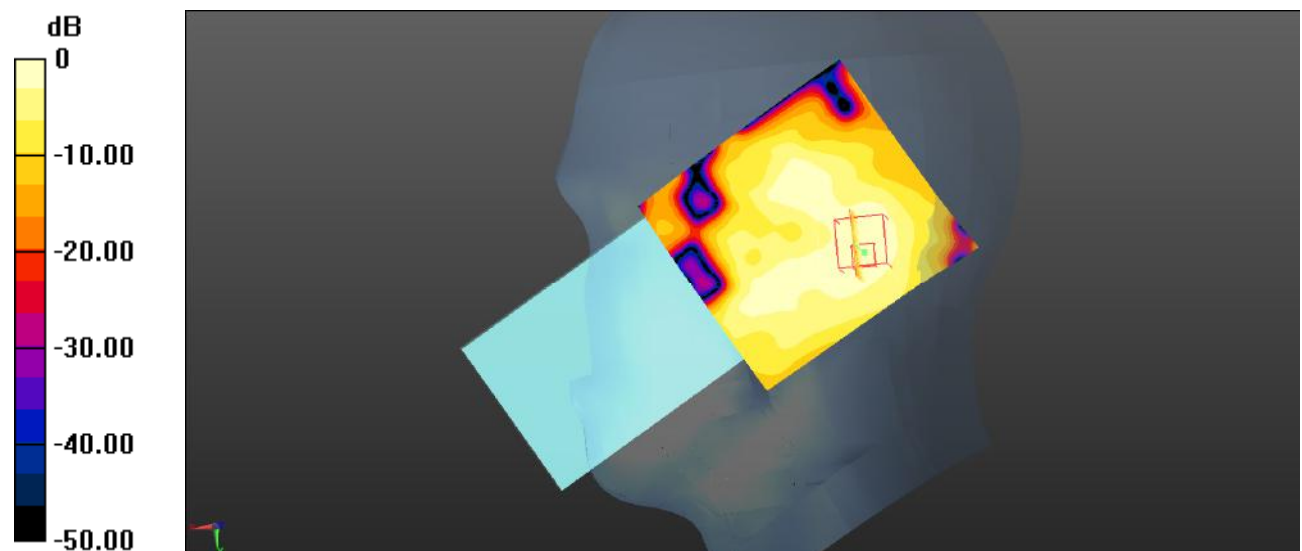
Head Right Cheek/WLAN 802.11b Mid/Zoom Scan (7x7x7)/Cube 0: Measurement grid: dx=5mm, dy=5mm, dz=5mm

Reference Value = 5.979 V/m; Power Drift = 0.13 dB

Peak SAR (extrapolated) = 0.193 W/kg

SAR(1 g) = 0.092 W/kg; SAR(10 g) = 0.049 W/kg

Maximum value of SAR (measured) = 0.107 W/kg



0 dB = 0.107 W/kg = -9.71 dBW/kg

Plot 155#: WLAN 2.4G_Head Right Tilt_Mid**DUT: A13 Pro 5G; Type: Smart Phone; Serial: SZNS211213-64419E-SA-S1**

Communication System: UID 0, 2.4G DTS (0); Frequency: 2442 MHz; Duty Cycle: 1:1

Medium parameters used (interpolated): $f = 2442$ MHz; $\sigma = 1.765$ S/m; $\epsilon_r = 39.865$; $\rho = 1000$ kg/m³

Phantom section: Right Section

DASY5 Configuration:

- Probe: EX3DV4 - SN3619; ConvF(6.69, 6.69, 6.69) @ 2442 MHz;
- Sensor-Surface: 4mm (Mechanical Surface Detection)
- Electronics: DAE4 Sn1211; Calibrated: 2022/03/01
- Phantom: Twin SAM; Type: QD000P40CD; Serial: 1744
- Measurement SW: DASY52, Version 52.10 (2);

Head Right Tilt/WLAN 802.11b Mid/Area Scan (101x111x1): Interpolated grid: dx=1.000 mm, dy=1.000 mm

Maximum value of SAR (interpolated) = 0.122 W/kg

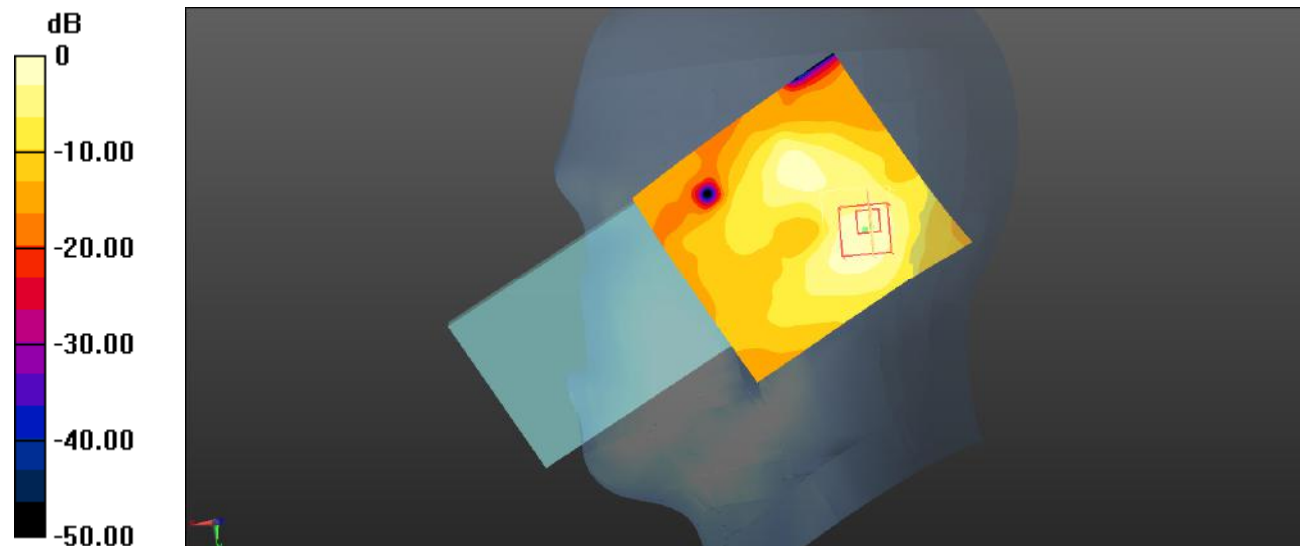
Head Right Tilt/WLAN 802.11b Mid/Zoom Scan (7x7x7)/Cube 0: Measurement grid: dx=5mm, dy=5mm, dz=5mm

Reference Value = 5.019 V/m; Power Drift = 0.14 dB

Peak SAR (extrapolated) = 0.371 W/kg

SAR(1 g) = 0.104 W/kg; SAR(10 g) = 0.050 W/kg

Maximum value of SAR (measured) = 0.114 W/kg



0 dB = 0.114 W/kg = -9.43 dBW/kg

Plot 156#: WLAN 2.4G_ Body Front_Mid**DUT: A13 Pro 5G; Type: Smart Phone; Serial: SZNS211213-64419E-SA-S1**

Communication System: UID 0, 2.4G DTS (0); Frequency: 2442 MHz; Duty Cycle: 1:1

Medium parameters used (interpolated): $f = 2442$ MHz; $\sigma = 1.765$ S/m; $\epsilon_r = 39.865$; $\rho = 1000$ kg/m³

Phantom section: Flat Section

DASY5 Configuration:

- Probe: EX3DV4 - SN3619; ConvF(6.69, 6.69, 6.69) @ 2442 MHz;
- Sensor-Surface: 4mm (Mechanical Surface Detection)
- Electronics: DAE4 Sn1211; Calibrated: 2022/03/01
- Phantom: Twin SAM; Type: QD000P40CD; Serial: 1744
- Measurement SW: DASY52, Version 52.10 (2);

Body Front/WLAN 802.11b Mid/Area Scan (101x121x1): Interpolated grid: dx=1.000 mm, dy=1.000 mm

Maximum value of SAR (interpolated) = 0.0593 W/kg

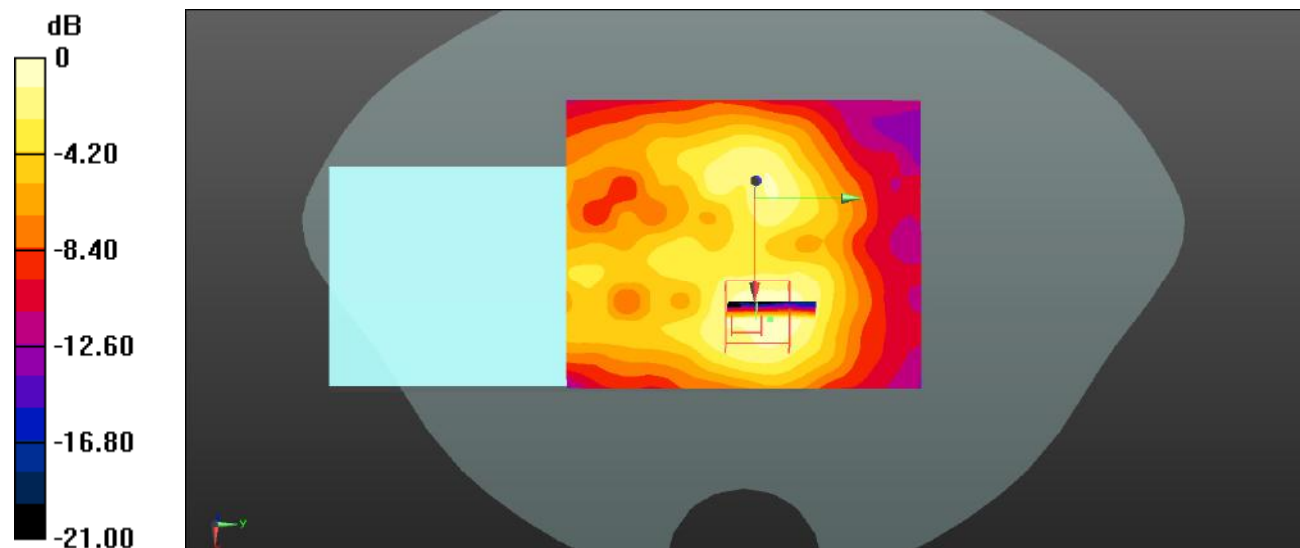
Body Front/WLAN 802.11b Mid/Zoom Scan (7x7x7)/Cube 0: Measurement grid: dx=5mm, dy=5mm, dz=5mm

Reference Value = 4.002 V/m; Power Drift = 0.15 dB

Peak SAR (extrapolated) = 0.213 W/kg

SAR(1 g) = 0.063 W/kg; SAR(10 g) = 0.030 W/kg

Maximum value of SAR (measured) = 0.0653 W/kg



0 dB = 0.0653 W/kg = -11.85 dBW/kg

Plot 157#: WLAN 2.4G_ Body Back_Low**DUT: A13 Pro 5G; Type: Smart Phone; Serial: SZNS211213-64419E-SA-S1**

Communication System: UID 0, 2.4G DTS (0); Frequency: 2412 MHz; Duty Cycle: 1:1

Medium parameters used (interpolated): $f = 2412$ MHz; $\sigma = 1.749$ S/m; $\epsilon_r = 39.912$; $\rho = 1000$ kg/m³

Phantom section: Flat Section

DASY5 Configuration:

- Probe: EX3DV4 - SN3619; ConvF(6.69, 6.69, 6.69) @ 2412 MHz;
- Sensor-Surface: 4mm (Mechanical Surface Detection)
- Electronics: DAE4 Sn1211; Calibrated: 2022/03/01
- Phantom: Twin SAM; Type: QD000P40CD; Serial: 1744
- Measurement SW: DASY52, Version 52.10 (2);

Body Back/WLAN 802.11b Low/Area Scan (101x121x1): Interpolated grid: dx=1.000 mm, dy=1.000 mm

Maximum value of SAR (interpolated) = 0.164 W/kg

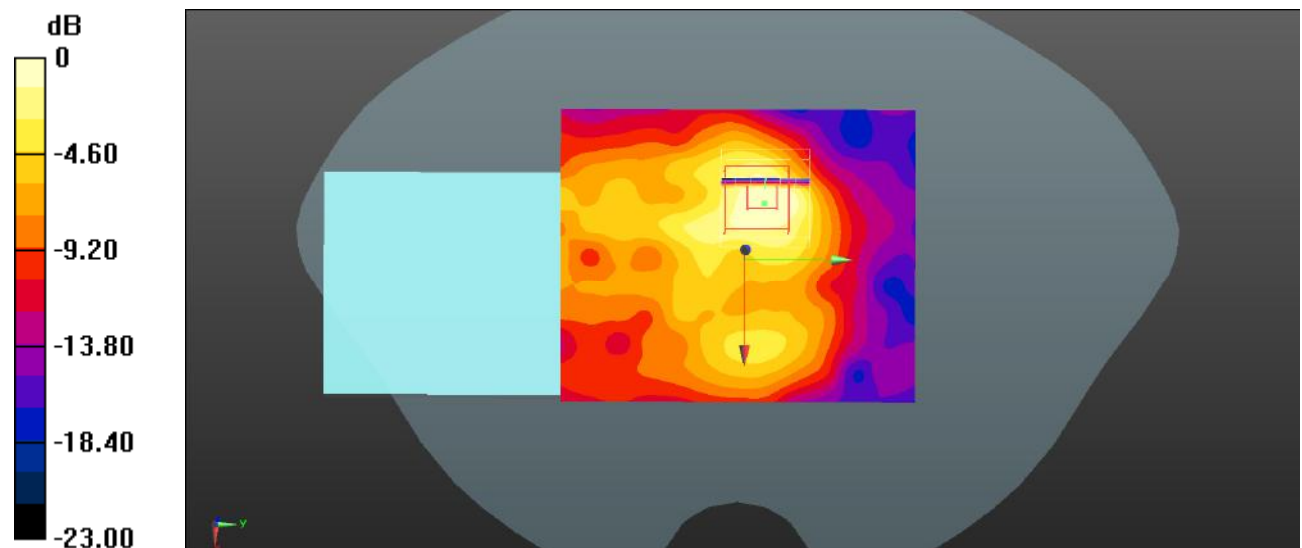
Body Back/WLAN 802.11b Low/Zoom Scan (7x7x7)/Cube 0: Measurement grid: dx=5mm, dy=5mm, dz=5mm

Reference Value = 6.114 V/m; Power Drift = 0.16 dB

Peak SAR (extrapolated) = 0.553 W/kg

SAR(1 g) = 0.166 W/kg; SAR(10 g) = 0.074 W/kg

Maximum value of SAR (measured) = 0.240 W/kg



0 dB = 0.164 W/kg = -7.85 dBW/kg

Plot 158#: WLAN 2.4G_ Body Back_Mid**DUT: A13 Pro 5G; Type: Smart Phone; Serial: SZNS211213-64419E-SA-S1**

Communication System: UID 0, 2.4G DTS (0); Frequency: 2442 MHz; Duty Cycle: 1:1

Medium parameters used (interpolated): $f = 2442$ MHz; $\sigma = 1.765$ S/m; $\epsilon_r = 39.865$; $\rho = 1000$ kg/m³

Phantom section: Flat Section

DASY5 Configuration:

- Probe: EX3DV4 - SN3619; ConvF(6.69, 6.69, 6.69) @ 2442 MHz;
- Sensor-Surface: 4mm (Mechanical Surface Detection)
- Electronics: DAE4 Sn1211; Calibrated: 2022/03/01
- Phantom: Twin SAM; Type: QD000P40CD; Serial: 1744
- Measurement SW: DASY52, Version 52.10 (2);

Body Back/WLAN 802.11b Mid/Area Scan (101x121x1): Interpolated grid: dx=1.000 mm, dy=1.000 mm

Maximum value of SAR (interpolated) = 0.154 W/kg

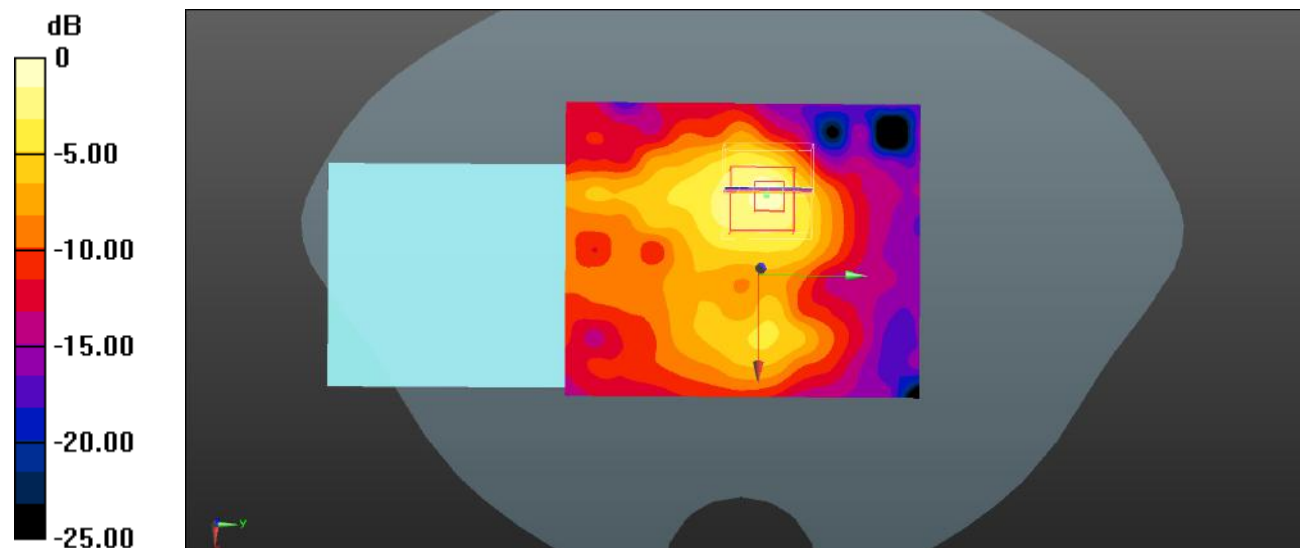
Body Back/WLAN 802.11b Mid/Zoom Scan (7x7x7)/Cube 0: Measurement grid: dx=5mm, dy=5mm, dz=5mm

Reference Value = 5.327 V/m; Power Drift = 0.11 dB

Peak SAR (extrapolated) = 0.539 W/kg

SAR(1 g) = 0.142 W/kg; SAR(10 g) = 0.061 W/kg

Maximum value of SAR (measured) = 0.170 W/kg



0 dB = 0.170 W/kg = -7.70 dBW/kg

Plot 159#: WLAN 2.4G_ Body Back_High**DUT: A13 Pro 5G; Type: Smart Phone; Serial: SZNS211213-64419E-SA-S1**

Communication System: UID 0, 2.4G DTS (0); Frequency: 2472 MHz; Duty Cycle: 1:1

Medium parameters used (interpolated): $f = 2472$ MHz; $\sigma = 1.793$ S/m; $\epsilon_r = 39.729$; $\rho = 1000$ kg/m³

Phantom section: Flat Section

DASY5 Configuration:

- Probe: EX3DV4 - SN3619; ConvF(6.69, 6.69, 6.69) @ 2472 MHz;
- Sensor-Surface: 4mm (Mechanical Surface Detection)
- Electronics: DAE4 Sn1211; Calibrated: 2022/03/01
- Phantom: Twin SAM; Type: QD000P40CD; Serial: 1744
- Measurement SW: DASY52, Version 52.10 (2);

Body Back/WLAN 802.11b High/Area Scan (101x121x1): Interpolated grid: dx=1.000 mm, dy=1.000 mm

Maximum value of SAR (interpolated) = 0.171 W/kg

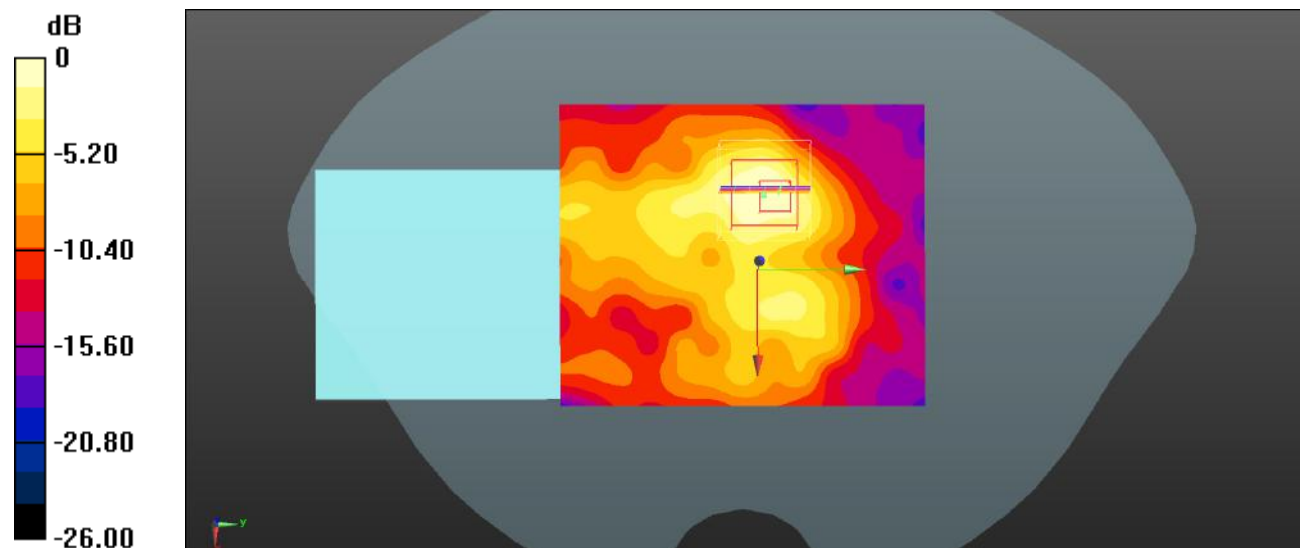
Body Back/WLAN 802.11b High/Zoom Scan (7x7x7)/Cube 0: Measurement grid: dx=5mm, dy=5mm, dz=5mm

Reference Value = 6.126 V/m; Power Drift = -0.20 dB

Peak SAR (extrapolated) = 0.514 W/kg

SAR(1 g) = 0.146 W/kg; SAR(10 g) = 0.071 W/kg

Maximum value of SAR (measured) = 0.166 W/kg



0 dB = 0.166 W/kg = -7.80 dBW/kg

Plot 160#: WLAN 2.4G_ Body Right_Mid**DUT: A13 Pro 5G; Type: Smart Phone; Serial: SZNS211213-64419E-SA-S1**

Communication System: UID 0, 2.4G DTS (0); Frequency: 2442 MHz; Duty Cycle: 1:1

Medium parameters used (interpolated): $f = 2442$ MHz; $\sigma = 1.765$ S/m; $\epsilon_r = 39.865$; $\rho = 1000$ kg/m³

Phantom section: Flat Section

DASY5 Configuration:

- Probe: EX3DV4 - SN3619; ConvF(6.69, 6.69, 6.69) @ 2442 MHz;
- Sensor-Surface: 4mm (Mechanical Surface Detection)
- Electronics: DAE4 Sn1211; Calibrated: 2022/03/01
- Phantom: Twin SAM; Type: QD000P40CD; Serial: 1744
- Measurement SW: DASY52, Version 52.10 (2);

Body Right/WLAN 802.11b Mid/Area Scan (81x101x1): Interpolated grid: dx=1.000 mm, dy=1.000 mm

Maximum value of SAR (interpolated) = 0.0822 W/kg

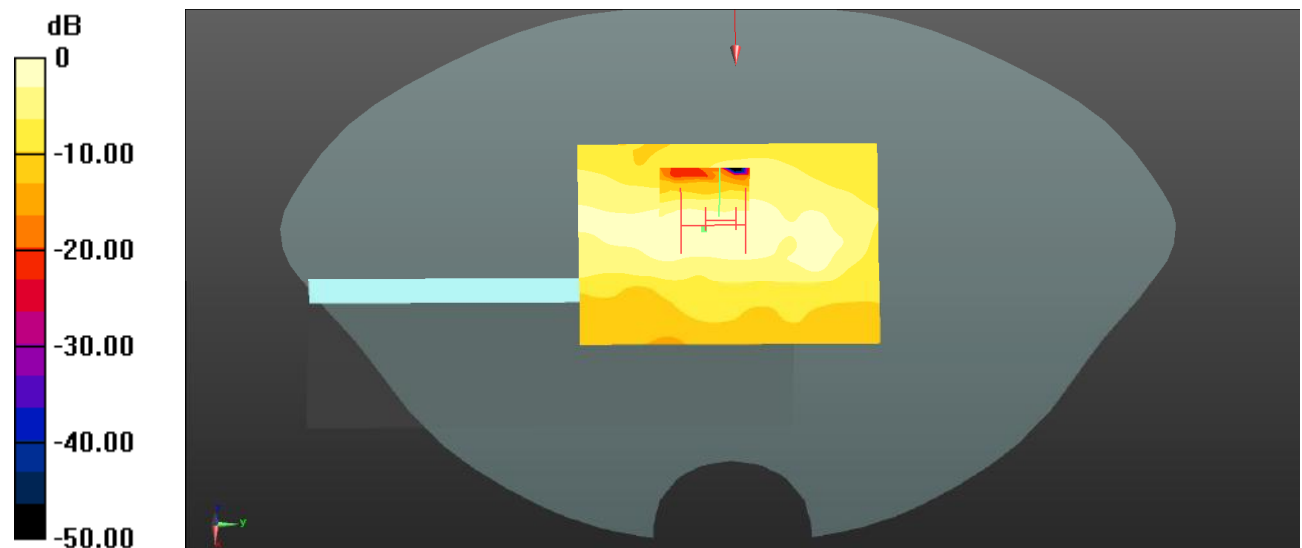
Body Right/WLAN 802.11b Mid/Zoom Scan (7x7x7)/Cube 0: Measurement grid: dx=5mm, dy=5mm, dz=5mm

Reference Value = 5.508 V/m; Power Drift = -0.19 dB

Peak SAR (extrapolated) = 0.338 W/kg

SAR(1 g) = 0.063 W/kg; SAR(10 g) = 0.032 W/kg

Maximum value of SAR (measured) = 0.0746 W/kg



0 dB = 0.0746 W/kg = -11.27 dBW/kg

Plot 161#: WLAN 2.4G_ Body Top_Mid**DUT: A13 Pro 5G; Type: Smart Phone; Serial: SZNS211213-64419E-SA-S1**

Communication System: UID 0, 2.4G DTS (0); Frequency: 2442 MHz; Duty Cycle: 1:1

Medium parameters used (interpolated): $f = 2442$ MHz; $\sigma = 1.765$ S/m; $\epsilon_r = 39.865$; $\rho = 1000$ kg/m³

Phantom section: Flat Section

DASY5 Configuration:

- Probe: EX3DV4 - SN3619; ConvF(6.69, 6.69, 6.69) @ 2442 MHz;
- Sensor-Surface: 4mm (Mechanical Surface Detection)
- Electronics: DAE4 Sn1211; Calibrated: 2022/03/01
- Phantom: Twin SAM; Type: QD000P40CD; Serial: 1744
- Measurement SW: DASY52, Version 52.10 (2);

Body Top/WLAN 802.11b Mid/Area Scan (101x101x1): Interpolated grid: dx=1.000 mm, dy=1.000 mm

Maximum value of SAR (interpolated) = 0.0569 W/kg

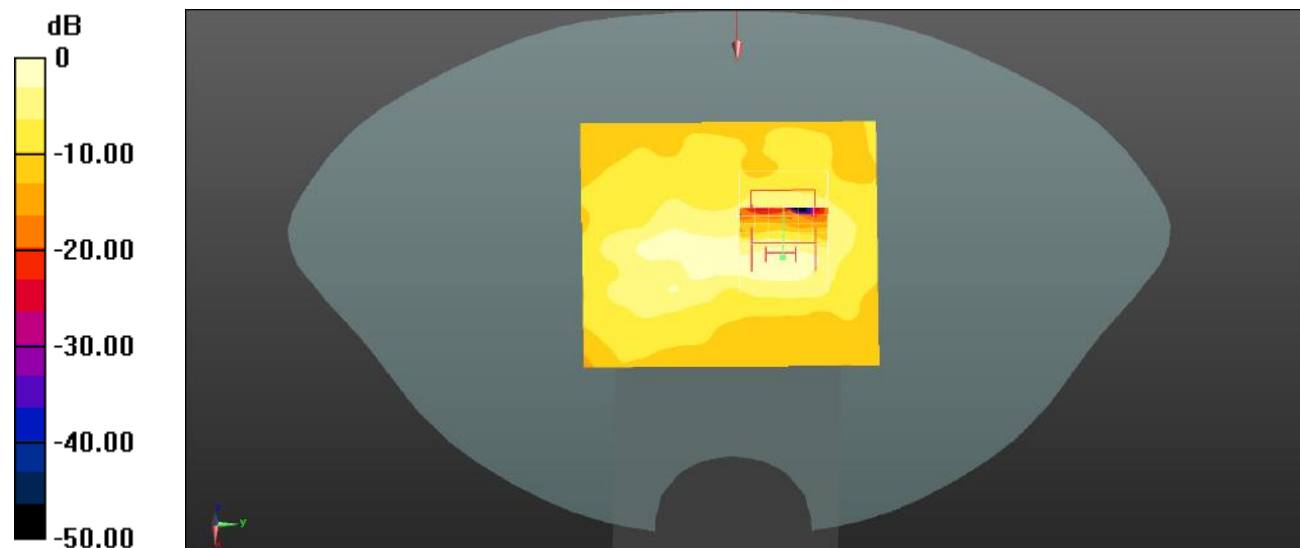
Body Top/WLAN 802.11b Mid/Zoom Scan (7x7x7)/Cube 0: Measurement grid: dx=5mm, dy=5mm, dz=5mm

Reference Value = 4.123 V/m; Power Drift = -0.14 dB

Peak SAR (extrapolated) = 0.120 W/kg

SAR(1 g) = 0.054 W/kg; SAR(10 g) = 0.026 W/kg

Maximum value of SAR (measured) = 0.0597 W/kg



0 dB = 0.0597 W/kg = -12.24 dBW/kg

Plot 162#: WLAN 5.2G_Head Left Cheek_High**DUT: A13 Pro 5G; Type: Smart Phone; Serial: SZNS211213-64419E-SA-S1**

Communication System: UID 0, 5.2G WiFi (0); Frequency: 5230 MHz; Duty Cycle: 1:1.06

Medium parameters used: $f = 5230$ MHz; $\sigma = 4.761$ S/m; $\epsilon_r = 35.577$; $\rho = 1000$ kg/m³

Phantom section: Left Section

DASY5 Configuration:

- Probe: EX3DV4 - SN3619; ConvF(4.37, 4.37, 4.37) @ 5230 MHz;
- Sensor-Surface: 2mm (Mechanical Surface Detection)
- Electronics: DAE4 Sn1211; Calibrated: 2022/03/01
- Phantom: Twin SAM; Type: QD000P40CD; Serial: 1744
- Measurement SW: DASY52, Version 52.10 (2);

Head Left Cheek/WLAN 5.2G 802.11n40 High/Area Scan (101x101x1): Interpolated grid: dx=1.000 mm, dy=1.000 mm

Maximum value of SAR (interpolated) = 0.145 W/kg


Head Left Cheek/ WLAN 5.2G 802.11n40 High/Zoom Scan (8x8x12)/Cube 0: Measurement grid: dx=4mm, dy=4mm, dz=2mm

Reference Value = 1.124 V/m; Power Drift = 0.14 dB

Peak SAR (extrapolated) = 0.247 W/kg

SAR(1 g) = 0.071 W/kg; SAR(10 g) = 0.022 W/kg

Maximum value of SAR (measured) = 0.136 W/kg



0 dB = 0.136 W/kg = -8.66 dBW/kg

Plot 163#: WLAN 5.2G_Head Left Tilt_Low**DUT: A13 Pro 5G; Type: Smart Phone; Serial: SZNS211213-64419E-SA-S1**


Communication System: UID 0, 5.2G WiFi (0); Frequency: 5190 MHz; Duty Cycle: 1:1.06

Medium parameters used: $f = 5190 \text{ MHz}$; $\sigma = 4.733 \text{ S/m}$; $\epsilon_r = 35.672$; $\rho = 1000 \text{ kg/m}^3$

Phantom section: Left Section

DASY5 Configuration:

- Probe: EX3DV4 - SN3619; ConvF(4.37, 4.37, 4.37) @ 5190 MHz;
- Sensor-Surface: 2mm (Mechanical Surface Detection)
- Electronics: DAE4 Sn1211; Calibrated: 2022/03/01
- Phantom: Twin SAM; Type: QD000P40CD; Serial: 1744
- Measurement SW: DASY52, Version 52.10 (2);

Head Left Tilt/WLAN 5.2G 802.11n40 Low/Area Scan (101x101x1): Interpolated grid: $dx=1.000 \text{ mm}$, $dy=1.000 \text{ mm}$ Maximum value of SAR (interpolated) = 0.213 W/kg **Head Left Tilt/WLAN 5.2G 802.11 n40 Low/Zoom Scan (8x8x12)/Cube 0:** Measurement grid: $dx=4\text{mm}$, $dy=4\text{mm}$, $dz=2\text{mm}$ Reference Value = 0 V/m ; Power Drift = 0.00 dB Peak SAR (extrapolated) = 0.502 W/kg **SAR(1 g) = 0.102 W/kg ; SAR(10 g) = 0.028 W/kg** Maximum value of SAR (measured) = 0.200 W/kg 0 dB = 0.200 W/kg = -6.99 dBW/kg

Plot 164#: WLAN 5.2G_Head Left Tilt_High**DUT: A13 Pro 5G; Type: Smart Phone; Serial: SZNS211213-64419E-SA-S1**

Communication System: UID 0, 5.2G WiFi (0); Frequency: 5230 MHz;Duty Cycle: 1:1.06

Medium parameters used: $f = 5230$ MHz; $\sigma = 4.761$ S/m; $\epsilon_r = 35.577$; $\rho = 1000$ kg/m³

Phantom section: Left Section

DASY5 Configuration:

- Probe: EX3DV4 - SN3619; ConvF(4.37, 4.37, 4.37) @ 5230 MHz;
- Sensor-Surface: 2mm (Mechanical Surface Detection)
- Electronics: DAE4 Sn1211; Calibrated: 2022/03/01
- Phantom: Twin SAM; Type: QD000P40CD; Serial: 1744
- Measurement SW: DASY52, Version 52.10 (2);

Head Left Tilt/WLAN 5.2G 802.11n40 High/Area Scan (101x101x1): Interpolated grid: dx=1.000 mm, dy=1.000 mm

Maximum value of SAR (interpolated) = 0.236 W/kg

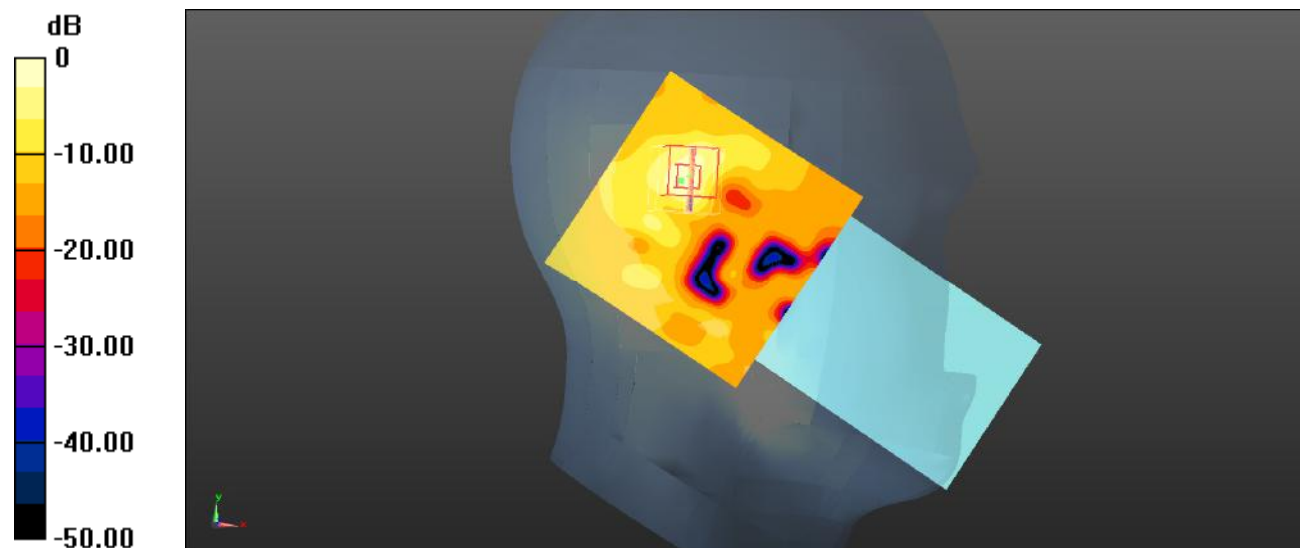
Head Left Tilt/WLAN 5.2G 802.11n40 High/Zoom Scan (8x8x12)/Cube 0: Measurement grid: dx=4mm, dy=4mm, dz=2mm

Reference Value = 2.425 V/m; Power Drift = -0.20 dB

Peak SAR (extrapolated) = 0.396 W/kg

SAR(1 g) = 0.112 W/kg; SAR(10 g) = 0.032 W/kg

Maximum value of SAR (measured) = 0.241 W/kg



0 dB = 0.241 W/kg = -6.18 dBW/kg

Plot 165#: WLAN 5.2G_Head Right Cheek_High**DUT: A13 Pro 5G; Type: Smart Phone; Serial: SZNS211213-64419E-SA-S1**

Communication System: UID 0, 5.2G WiFi (0); Frequency: 5230 MHz; Duty Cycle: 1:1.06

Medium parameters used: $f = 5230$ MHz; $\sigma = 4.761$ S/m; $\epsilon_r = 35.577$; $\rho = 1000$ kg/m³

Phantom section: Right Section

DASY5 Configuration:

- Probe: EX3DV4 - SN3619; ConvF(4.37, 4.37, 4.37) @ 5230 MHz;
- Sensor-Surface: 2mm (Mechanical Surface Detection)
- Electronics: DAE4 Sn1211; Calibrated: 2022/03/01
- Phantom: Twin SAM; Type: QD000P40CD; Serial: 1744
- Measurement SW: DASY52, Version 52.10 (2);

Head Right Cheek/WLAN 5.2G 802.11n40 High/Area Scan (101x101x1): Interpolated grid: dx=1.000 mm, dy=1.000 mm

Maximum value of SAR (interpolated) = 0.161 W/kg

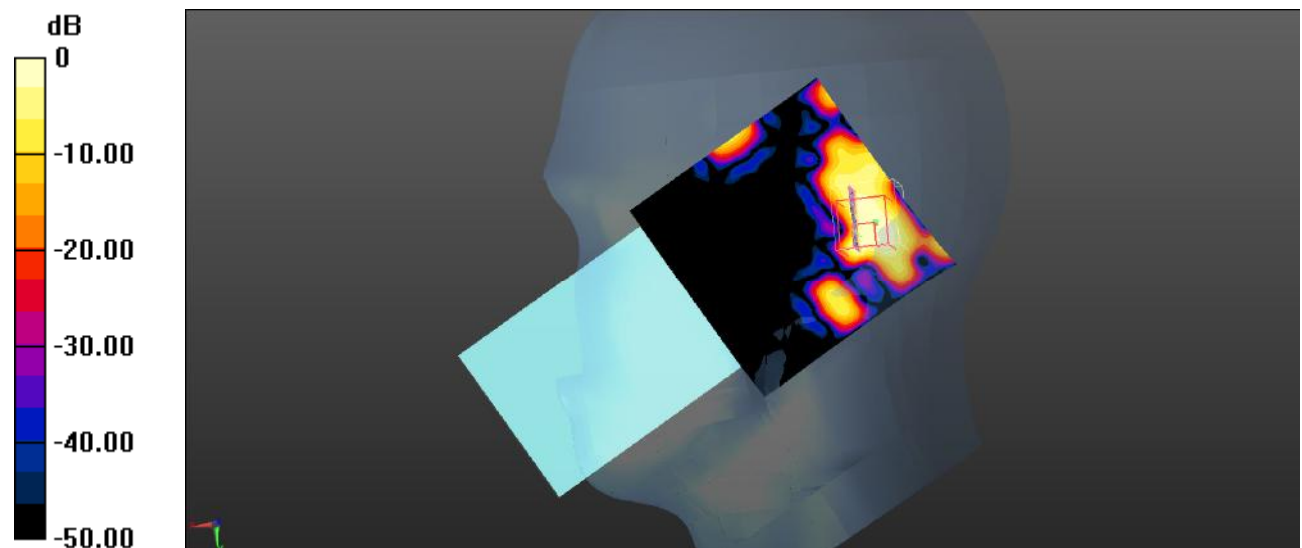
Head Right Cheek/WLAN 5.2G 802.11n40 High/Zoom Scan (8x8x12)/Cube 0: Measurement grid: dx=4mm, dy=4mm, dz=2mm

Reference Value = 2.388 V/m; Power Drift = -0.18 dB

Peak SAR (extrapolated) = 0.580 W/kg

SAR(1 g) = 0.078 W/kg; SAR(10 g) = 0.024 W/kg

Maximum value of SAR (measured) = 0.141 W/kg



0 dB = 0.141 W/kg = -8.51 dBW/kg

Plot 166#: WLAN 5.2G_Head Right Tilt_High**DUT: A13 Pro 5G; Type: Smart Phone; Serial: SZNS211213-64419E-SA-S1**

Communication System: UID 0, 5.2G WiFi (0); Frequency: 5230 MHz;Duty Cycle: 1:1.06

Medium parameters used: $f = 5230$ MHz; $\sigma = 4.761$ S/m; $\epsilon_r = 35.577$; $\rho = 1000$ kg/m³

Phantom section: Right Section

DASY5 Configuration:

- Probe: EX3DV4 - SN3619; ConvF(4.37, 4.37, 4.37) @ 5230 MHz;
- Sensor-Surface: 2mm (Mechanical Surface Detection)
- Electronics: DAE4 Sn1211; Calibrated: 2022/03/01
- Phantom: Twin SAM; Type: QD000P40CD; Serial: 1744
- Measurement SW: DASY52, Version 52.10 (2);

Head Right Tilt/WLAN 5.2G 802.11n40 High/Area Scan (101x101x1): Interpolated grid: dx=1.000 mm, dy=1.000 mm

Maximum value of SAR (interpolated) = 0.315 W/kg

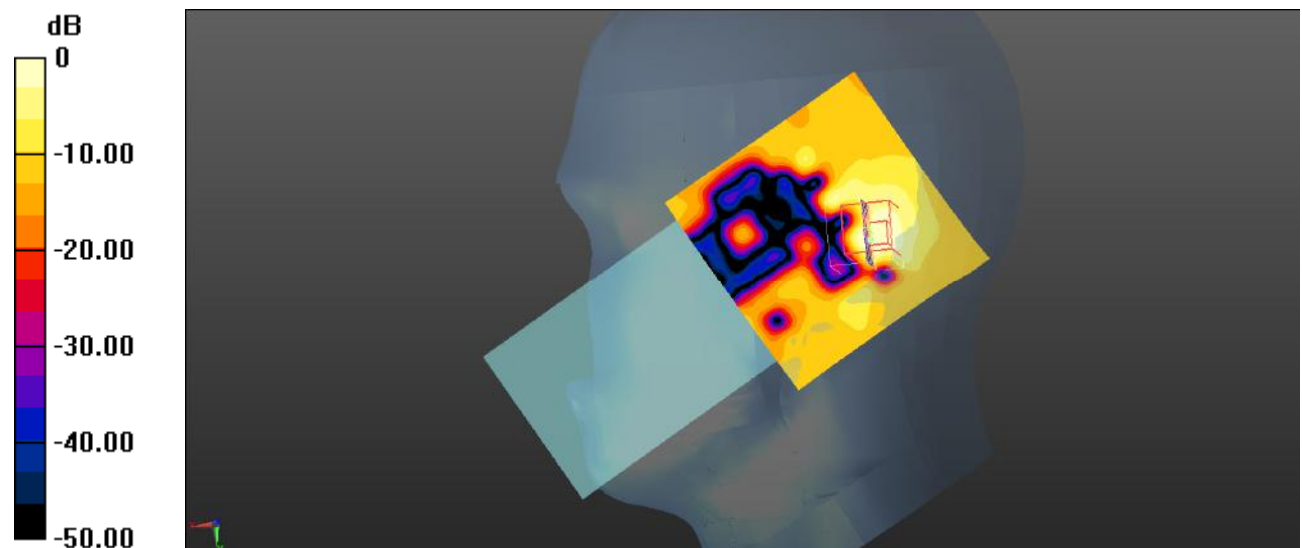
Head Right Tilt/WLAN 5.2G 802.11n40 High/Zoom Scan (8x8x12)/Cube 0: Measurement grid: dx=4mm, dy=4mm, dz=2mm

Reference Value = 0.7750 V/m; Power Drift = 0.14 dB

Peak SAR (extrapolated) = 0.289 W/kg

SAR(1 g) = 0.082 W/kg; SAR(10 g) = 0.024 W/kg

Maximum value of SAR (measured) = 0.163 W/kg



0 dB = 0.163 W/kg = -7.88 dBW/kg

Plot 167#: WLAN 5.2G_Body Front_High**DUT: A13 Pro 5G; Type: Smart Phone; Serial: SZNS211213-64419E-SA-S1**

Communication System: UID 0, 5.2G WiFi (0); Frequency: 5230 MHz; Duty Cycle: 1:1.06

Medium parameters used: $f = 5230 \text{ MHz}$; $\sigma = 4.761 \text{ S/m}$; $\epsilon_r = 35.577$; $\rho = 1000 \text{ kg/m}^3$

Phantom section: Flat Section

DASY5 Configuration:

- Probe: EX3DV4 - SN3619; ConvF(4.37, 4.37, 4.37) @ 5230 MHz;
- Sensor-Surface: 2mm (Mechanical Surface Detection)
- Electronics: DAE4 Sn1211; Calibrated: 2022/03/01
- Phantom: Twin SAM; Type: QD000P40CD; Serial: 1744
- Measurement SW: DASY52, Version 52.10 (2);

Body Front/WLAN 5.2G 802.11n40 High/Area Scan (121x121x1): Interpolated grid: $dx=0.8000 \text{ mm}$, $dy=0.8000 \text{ mm}$

Maximum value of SAR (interpolated) = 0.0540 W/kg

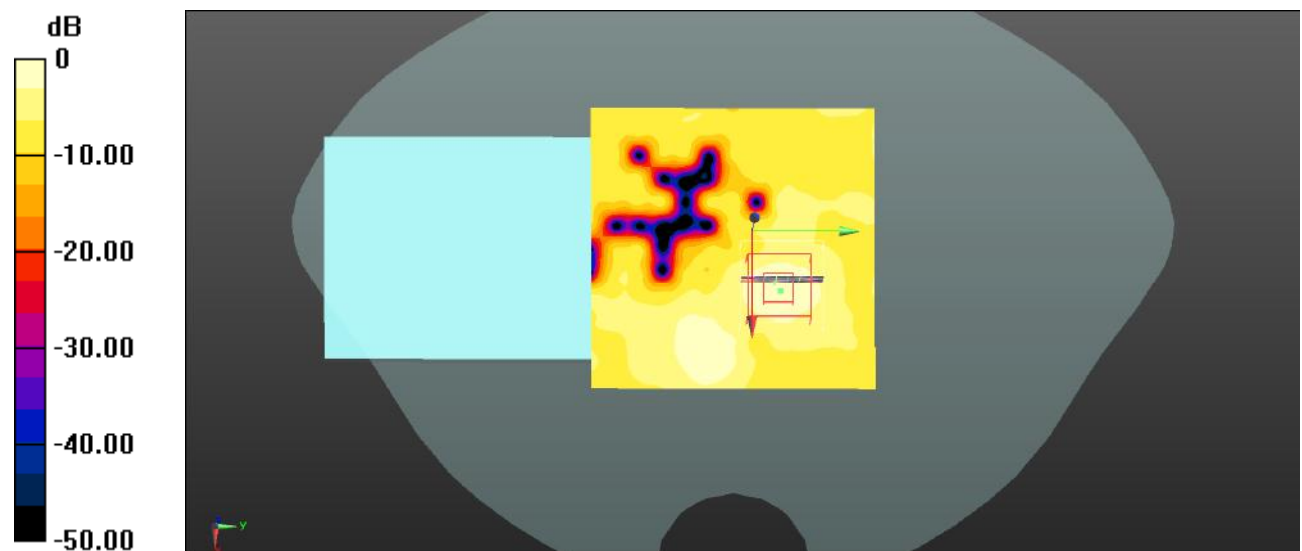
Body Front/WLAN 5.2G 802.11n40 High/Zoom Scan (8x8x12)/Cube 0: Measurement grid: $dx=4\text{mm}$, $dy=4\text{mm}$, $dz=2\text{mm}$

Reference Value = 1.411 V/m; Power Drift = -0.17 dB

Peak SAR (extrapolated) = 0.146 W/kg

SAR(1 g) = 0.025 W/kg; SAR(10 g) = 0.00818 W/kg

Maximum value of SAR (measured) = 0.0605 W/kg



0 dB = 0.0605 W/kg = -12.18 dBW/kg

Plot 168#: WLAN 5.2G_Body Back_High**DUT: A13 Pro 5G; Type: Smart Phone; Serial: SZNS211213-64419E-SA-S1**

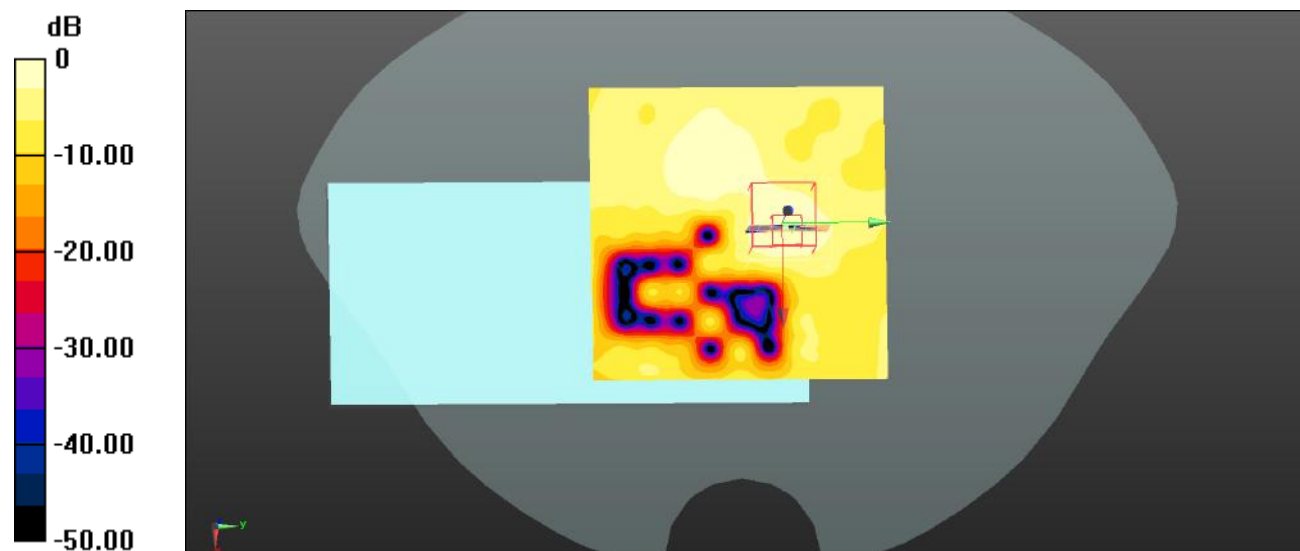
Communication System: UID 0, 5.2G WiFi (0); Frequency: 5230 MHz; Duty Cycle: 1:1.06

Medium parameters used: $f = 5230 \text{ MHz}$; $\sigma = 4.761 \text{ S/m}$; $\epsilon_r = 35.577$; $\rho = 1000 \text{ kg/m}^3$

Phantom section: Flat Section

DASY5 Configuration:

- Probe: EX3DV4 - SN3619; ConvF(4.37, 4.37, 4.37) @ 5230 MHz;
- Sensor-Surface: 2mm (Mechanical Surface Detection)
- Electronics: DAE4 Sn1211; Calibrated: 2022/03/01
- Phantom: Twin SAM; Type: QD000P40CD; Serial: 1744
- Measurement SW: DASY52, Version 52.10 (2);

Body Back/WLAN 5.2G 802.11n40 High/Area Scan (101x101x1): Interpolated grid: $dx=1.000 \text{ mm}$, $dy=1.000 \text{ mm}$ Maximum value of SAR (interpolated) = 0.0702 W/kg **Body Back/WLAN 5.2G 802.11n40 High/Zoom Scan (8x8x12)/Cube 0:** Measurement grid: $dx=4\text{mm}$, $dy=4\text{mm}$, $dz=2\text{mm}$ Reference Value = 1.483 V/m ; Power Drift = -0.11 dB Peak SAR (extrapolated) = 0.274 W/kg **SAR(1 g) = 0.025 W/kg ; SAR(10 g) = 0.00877 W/kg** Maximum value of SAR (measured) = 0.0576 W/kg 0 dB = 0.0576 W/kg = -12.40 dBW/kg

Plot 169#: WLAN 5.2G_Body Right_High**DUT: A13 Pro 5G; Type: Smart Phone; Serial: SZNS211213-64419E-SA-S1**

Communication System: UID 0, 5.2G WiFi (0); Frequency: 5230 MHz; Duty Cycle: 1:1.06

Medium parameters used: $f = 5230$ MHz; $\sigma = 4.761$ S/m; $\epsilon_r = 35.577$; $\rho = 1000$ kg/m³

Phantom section: Flat Section

DASY5 Configuration:

- Probe: EX3DV4 - SN3619; ConvF(4.37, 4.37, 4.37) @ 5230 MHz;
- Sensor-Surface: 2mm (Mechanical Surface Detection)
- Electronics: DAE4 Sn1211; Calibrated: 2022/03/01
- Phantom: Twin SAM; Type: QD000P40CD; Serial: 1744
- Measurement SW: DASY52, Version 52.10 (2);

Body Right/WLAN 5.2G 802.11n40 High/Area Scan (121x121x1): Interpolated grid: dx=0.8000 mm, dy=0.8000 mm

Maximum value of SAR (interpolated) = 0.0746 W/kg

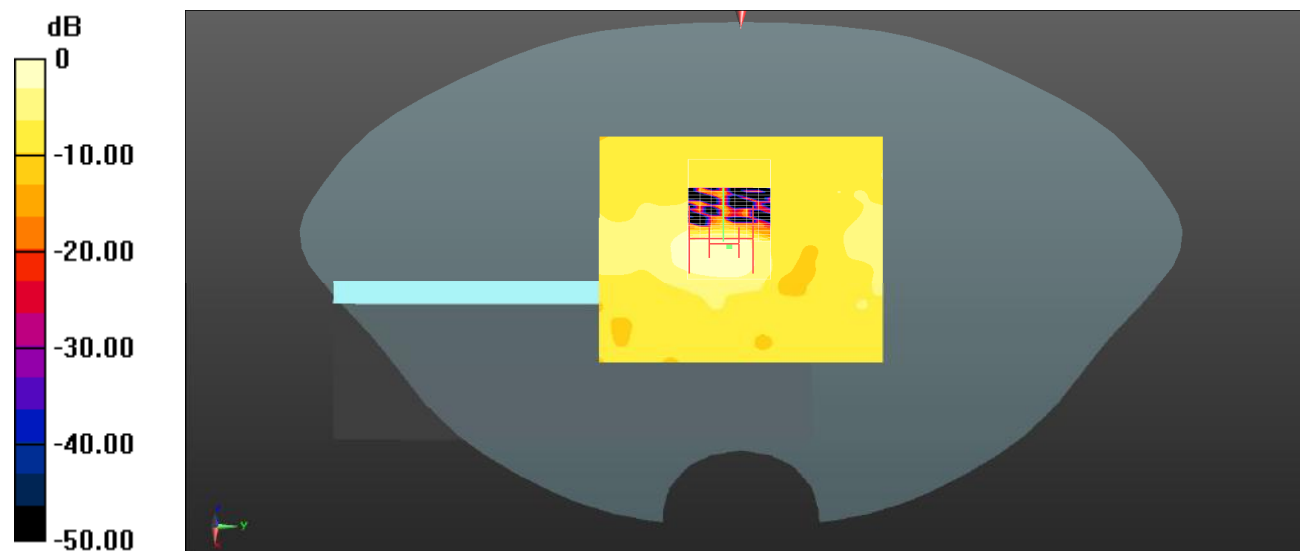
Body Right/WLAN 5.2G 802.11n40 High/Zoom Scan (8x8x16)/Cube 0: Measurement grid: dx=4mm, dy=4mm, dz=2mm

Reference Value = 3.025 V/m; Power Drift = -0.15 dB

Peak SAR (extrapolated) = 0.166 W/kg

SAR(1 g) = 0.039 W/kg; SAR(10 g) = 0.013 W/kg

Maximum value of SAR (measured) = 0.0806 W/kg



0 dB = 0.0806 W/kg = -10.94 dBW/kg

Plot 170#: WLAN 5.2G_Body Top_Low**DUT: A13 Pro 5G; Type: Smart Phone; Serial: SZNS211213-64419E-SA-S1**

Communication System: UID 0, 5.2G WiFi (0); Frequency: 5190 MHz; Duty Cycle: 1:1.06

Medium parameters used: $f = 5190$ MHz; $\sigma = 4.733$ S/m; $\epsilon_r = 35.672$; $\rho = 1000$ kg/m³

Phantom section: Flat Section

DASY5 Configuration:

- Probe: EX3DV4 - SN3619; ConvF(4.37, 4.37, 4.37) @ 5190 MHz;
- Sensor-Surface: 2mm (Mechanical Surface Detection)
- Electronics: DAE4 Sn1211; Calibrated: 2022/03/01
- Phantom: Twin SAM; Type: QD000P40CD; Serial: 1744
- Measurement SW: DASY52, Version 52.10 (2);

Body Top/WLAN 5.2G 802.11n40 Low/Area Scan (121x121x1): Interpolated grid: dx=0.8000 mm, dy=0.8000 mm

Maximum value of SAR (interpolated) = 0.129 W/kg

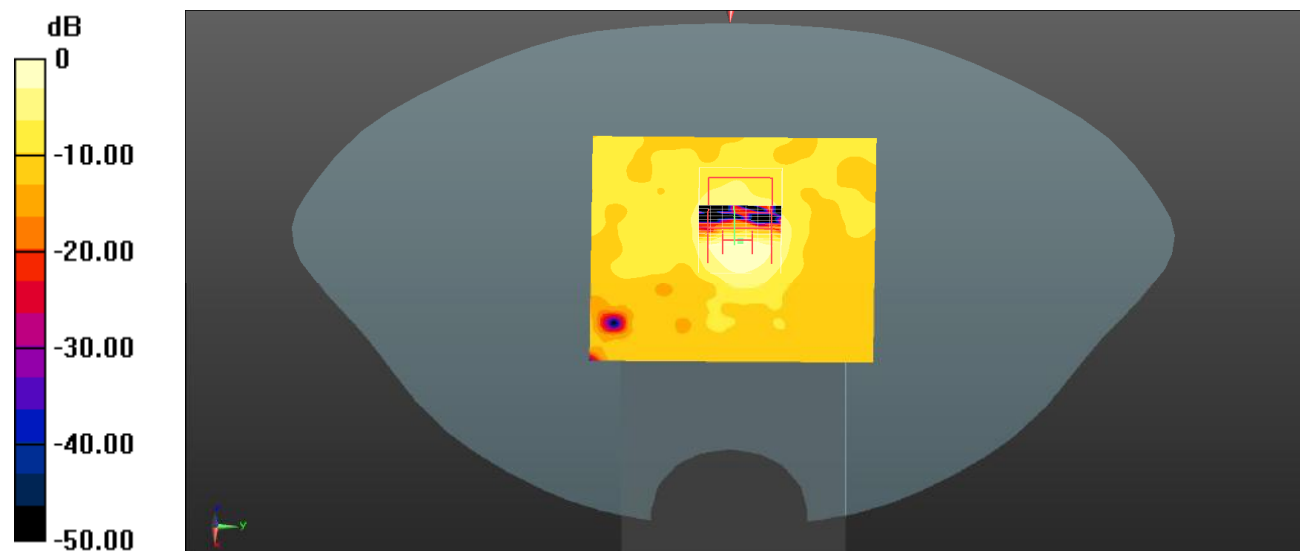
Body Top/WLAN 5.2G 802.11n40 Low/Zoom Scan (8x8x12)/Cube 0: Measurement grid: dx=4mm, dy=4mm, dz=2mm

Reference Value = 3.938 V/m; Power Drift = -0.17 dB

Peak SAR (extrapolated) = 0.532 W/kg

SAR(1 g) = 0.063 W/kg; SAR(10 g) = 0.021 W/kg

Maximum value of SAR (measured) = 0.120 W/kg



0 dB = 0.120 W/kg = -9.21 dBW/kg

Plot 171#: WLAN 5.2G_Body Top_High**DUT: A13 Pro 5G; Type: Smart Phone; Serial: SZNS211213-64419E-SA-S1**

Communication System: UID 0, 5.2G WiFi (0); Frequency: 5230 MHz; Duty Cycle: 1:1.06

Medium parameters used: $f = 5230$ MHz; $\sigma = 4.761$ S/m; $\epsilon_r = 35.577$; $\rho = 1000$ kg/m³

Phantom section: Flat Section

DASY5 Configuration:

- Probe: EX3DV4 - SN3619; ConvF(4.37, 4.37, 4.37) @ 5230 MHz;
- Sensor-Surface: 2mm (Mechanical Surface Detection)
- Electronics: DAE4 Sn1211; Calibrated: 2022/03/01
- Phantom: Twin SAM; Type: QD000P40CD; Serial: 1744
- Measurement SW: DASY52, Version 52.10 (2);

Body Top/WLAN 5.2G 802.11n40 High/Area Scan (121x121x1): Interpolated grid: dx=0.8000 mm, dy=0.8000 mm

Maximum value of SAR (interpolated) = 0.113 W/kg

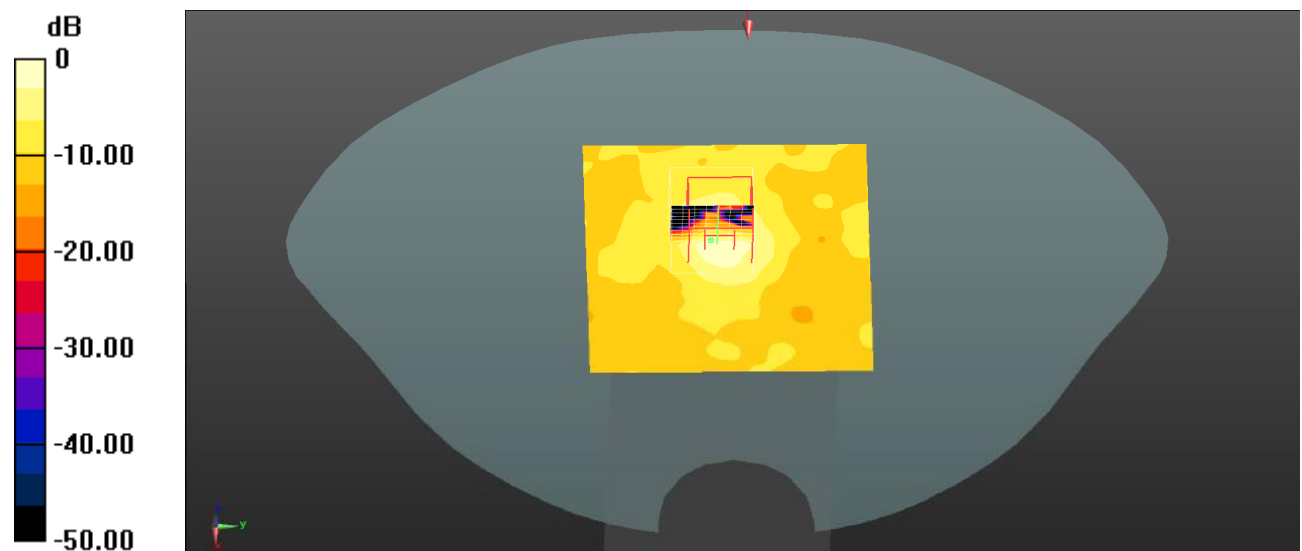
Body Top/WLAN 5.2G 802.11n40 High/Zoom Scan (8x8x12)/Cube 0: Measurement grid: dx=4mm, dy=4mm, dz=2mm

Reference Value = 3.572 V/m; Power Drift = -0.12 dB

Peak SAR (extrapolated) = 0.499 W/kg

SAR(1 g) = 0.064 W/kg; SAR(10 g) = 0.020 W/kg

Maximum value of SAR (measured) = 0.131 W/kg



0 dB = 0.131 W/kg = -8.83 dBW/kg

Plot 172#: WLAN 5.8G_ Head Left Cheek_Low**DUT: A13 Pro 5G; Type: Smart Phone; Serial: SZNS211213-64419E-SA-S1**

Communication System: UID 0, 5.8G Wi-Fi (0); Frequency: 5755 MHz; Duty Cycle: 1:1.06

Medium parameters used (interpolated): $f = 5755$ MHz; $\sigma = 5.335$ S/m; $\epsilon_r = 34.905$; $\rho = 1000$ kg/m³

Phantom section: Left Section

DASY5 Configuration:

- Probe: EX3DV4 - SN3619; ConvF(3.93, 3.93, 3.93)@ 5755 MHz;
- Sensor-Surface: 2mm (Mechanical Surface Detection)
- Electronics: DAE4 Sn1211; Calibrated: 2022/03/01
- Phantom: Twin SAM; Type: QD000P40CD; Serial: 1744
- Measurement SW: DASY52, Version 52.10 (2);

Head Left Cheek/WLAN 5.8G 802.11n40 Low/Area Scan (101x101x1): Interpolated grid: dx=1.000 mm, dy=1.000 mm

Maximum value of SAR (interpolated) = 0.344 W/kg


Head Left Cheek/WLAN 5.8G 802.11n40 Low/Zoom Scan (8x8x12)/Cube 0: Measurement grid: dx=4mm, dy=4mm, dz=2mm

Reference Value = 1.974 V/m; Power Drift = 0.18 dB

Peak SAR (extrapolated) = 0.549 W/kg

SAR(1 g) = 0.109 W/kg; SAR(10 g) = 0.022 W/kg

Maximum value of SAR (measured) = 0.261 W/kg



0 dB = 0.261 W/kg = -5.83 dBW/kg

Plot 173#: WLAN 5.8G_ Head Left Tilt_Low**DUT: A13 Pro 5G; Type: Smart Phone; Serial: SZNS211213-64419E-SA-S1**

Communication System: UID 0, 5.8G Wi-Fi (0); Frequency: 5755 MHz; Duty Cycle: 1:1.06

Medium parameters used (interpolated): $f = 5755$ MHz; $\sigma = 5.335$ S/m; $\epsilon_r = 34.905$; $\rho = 1000$ kg/m³

Phantom section: Left Section

DASY5 Configuration:

- Probe: EX3DV4 - SN3619; ConvF(3.93, 3.93, 3.93)@ 5755 MHz;
- Sensor-Surface: 2mm (Mechanical Surface Detection)
- Electronics: DAE4 Sn1211; Calibrated: 2022/03/01
- Phantom: Twin SAM; Type: QD000P40CD; Serial: 1744
- Measurement SW: DASY52, Version 52.10 (2);

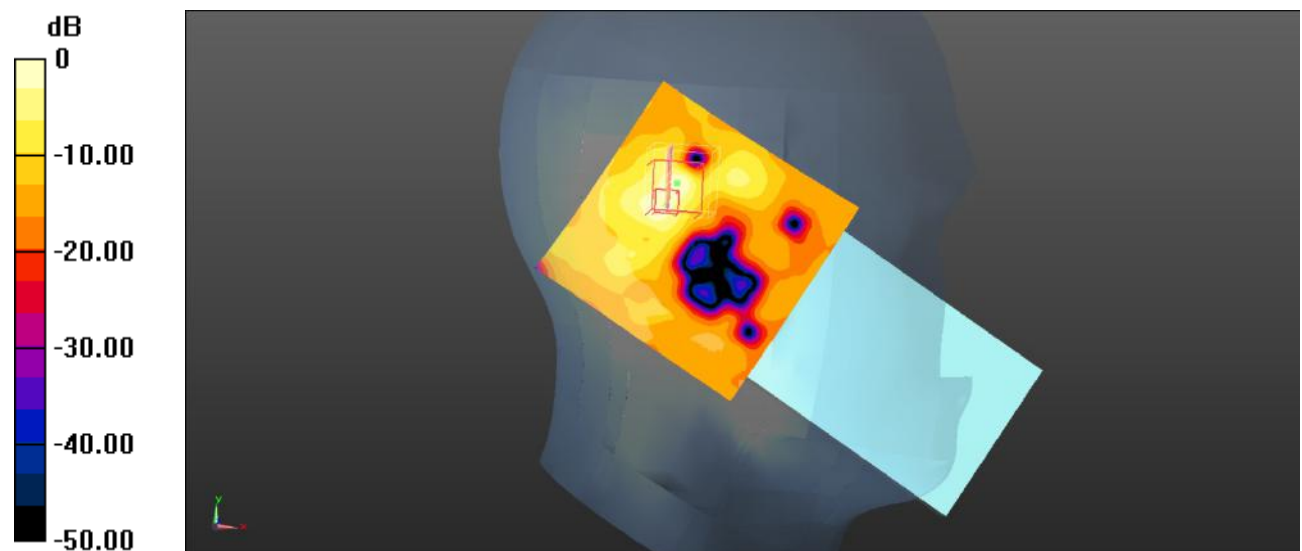
Head Left Tilt/WLAN 5.8G 802.11n40 Low/Area Scan (101x101x1): Interpolated grid: dx=1.000 mm, dy=1.000 mm
Maximum value of SAR (interpolated) = 0.409 W/kg**Head Left Tilt/WLAN 5.8G 802.11n40 Low/Zoom Scan (8x8x12)/Cube 0:** Measurement grid: dx=4mm, dy=4mm, dz=2mm

Reference Value = 0 V/m; Power Drift = 0.00 dB

Peak SAR (extrapolated) = 2.04 W/kg

SAR(1 g) = 0.188 W/kg; SAR(10 g) = 0.057 W/kg

Maximum value of SAR (measured) = 0.379 W/kg



0 dB = 0.379 W/kg = -4.21 dBW/kg

Plot 174#: WLAN 5.8G_ Head Left Tilt_High**DUT: A13 Pro 5G; Type: Smart Phone; Serial: SZNS211213-64419E-SA-S1**

Communication System: UID 0, 5.8G Wi-Fi (0); Frequency: 5795 MHz; Duty Cycle: 1:1.06

Medium parameters used (interpolated): $f = 5795$ MHz; $\sigma = 5.368$ S/m; $\epsilon_r = 34.923$; $\rho = 1000$ kg/m³

Phantom section: Left Section

DASY5 Configuration:

- Probe: EX3DV4 - SN3619; ConvF(3.93, 3.93, 3.93)@ 5795 MHz;
- Sensor-Surface: 2mm (Mechanical Surface Detection)
- Electronics: DAE4 Sn1211; Calibrated: 2022/03/01
- Phantom: Twin SAM; Type: QD000P40CD; Serial: 1744
- Measurement SW: DASY52, Version 52.10 (2);

Head Left Tilt/WLAN 5.8G 802.11n40 High/Area Scan (101x101x1): Interpolated grid: dx=1.000 mm, dy=1.000 mm

Maximum value of SAR (interpolated) = 0.370 W/kg

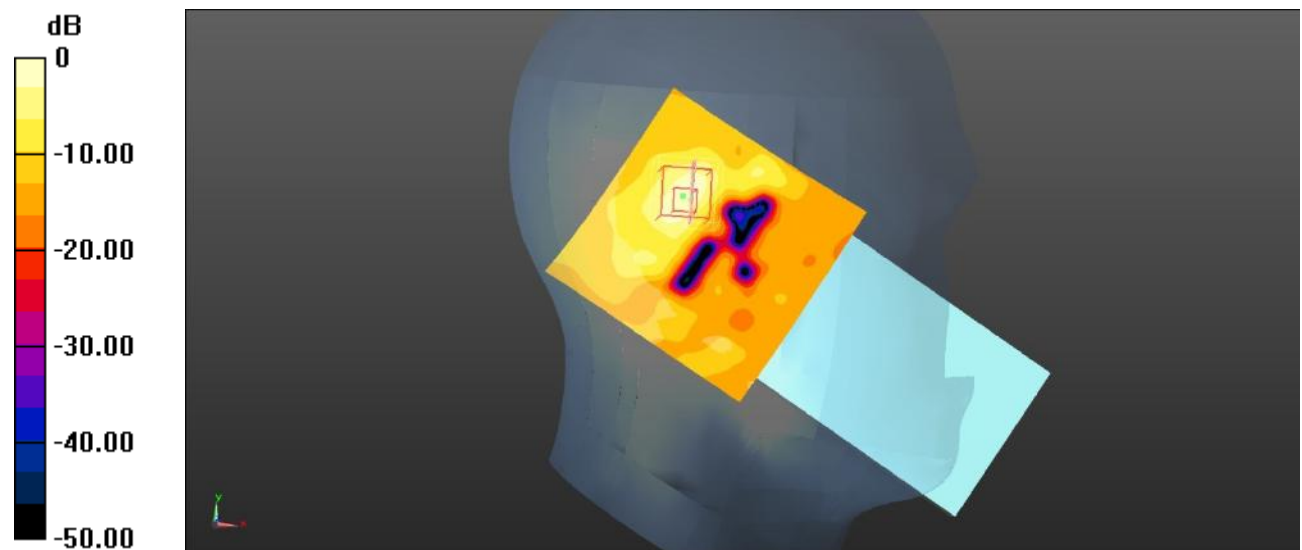
Head Left Tilt/WLAN 5.8G 802.11n40 High/Zoom Scan (8x8x12)/Cube 0: Measurement grid: dx=4mm, dy=4mm, dz=2mm

Reference Value = 1.767 V/m; Power Drift = 0.15 dB

Peak SAR (extrapolated) = 0.740 W/kg

SAR(1 g) = 0.168 W/kg; SAR(10 g) = 0.049 W/kg

Maximum value of SAR (measured) = 0.338 W/kg



0 dB = 0.338 W/kg = -4.71 dBW/kg

Plot 175#: WLAN 5.8G_ Head Right Cheek_Low**DUT: A13 Pro 5G; Type: Smart Phone; Serial: SZNS211213-64419E-SA-S1**

Communication System: UID 0, 5.8G Wi-Fi (0); Frequency: 5755 MHz; Duty Cycle: 1:1.06

Medium parameters used (interpolated): $f = 5755$ MHz; $\sigma = 5.335$ S/m; $\epsilon_r = 34.905$; $\rho = 1000$ kg/m³

Phantom section: Right Section

DASY5 Configuration:

- Probe: EX3DV4 - SN3619; ConvF(3.93, 3.93, 3.93)@ 5755 MHz;
- Sensor-Surface: 2mm (Mechanical Surface Detection)
- Electronics: DAE4 Sn1211; Calibrated: 2022/03/01
- Phantom: Twin SAM; Type: QD000P40CD; Serial: 1744
- Measurement SW: DASY52, Version 52.10 (2);

Head Right Cheek/WLAN 5.8G 802.11n40 Low/Area Scan (101x101x1): Interpolated grid: dx=1.000 mm, dy=1.000 mm

Maximum value of SAR (interpolated) = 0.396 W/kg

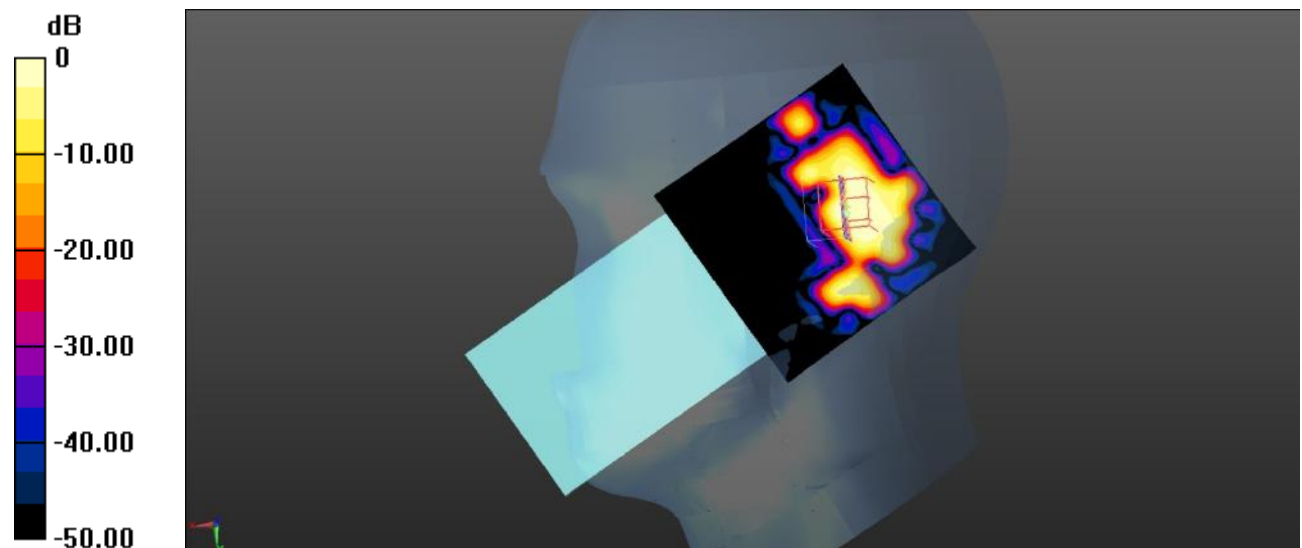
Head Right Cheek/WLAN 5.8G 802.11n40 Low/Zoom Scan (8x8x12)/Cube 0: Measurement grid: dx=4mm, dy=4mm, dz=2mm

Reference Value = 0.7680 V/m; Power Drift = 0.19 dB

Peak SAR (extrapolated) = 1.88 W/kg

SAR(1 g) = 0.163 W/kg; SAR(10 g) = 0.040 W/kg

Maximum value of SAR (measured) = 0.261 W/kg



0 dB = 0.261 W/kg = -5.83 dBW/kg

Plot 176#: WLAN 5.8G_ Head Right Tilt_Low**DUT: A13 Pro 5G; Type: Smart Phone; Serial: SZNS211213-64419E-SA-S1**

Communication System: UID 0, 5.8G Wi-Fi (0); Frequency: 5755 MHz; Duty Cycle: 1:1.06

Medium parameters used (interpolated): $f = 5755$ MHz; $\sigma = 5.335$ S/m; $\epsilon_r = 34.905$; $\rho = 1000$ kg/m³

Phantom section: Right Section

DASY5 Configuration:

- Probe: EX3DV4 - SN3619; ConvF(3.93, 3.93, 3.93)@ 5755 MHz;
- Sensor-Surface: 2mm (Mechanical Surface Detection)
- Electronics: DAE4 Sn1211; Calibrated: 2022/03/01
- Phantom: Twin SAM; Type: QD000P40CD; Serial: 1744
- Measurement SW: DASY52, Version 52.10 (2);

Head Right Tilt/WLAN 5.8G 802.11n40 Low/Area Scan (101x101x1): Interpolated grid: dx=1.000 mm, dy=1.000 mm

Maximum value of SAR (interpolated) = 0.366 W/kg


Head Right Tilt/WLAN 5.8G 802.11n40 Low/Zoom Scan (8x8x12)/Cube 0: Measurement grid: dx=4mm, dy=4mm, dz=2mm

Reference Value = 2.264 V/m; Power Drift = -0.13 dB

Peak SAR (extrapolated) = 0.715 W/kg

SAR(1 g) = 0.145 W/kg; SAR(10 g) = 0.046 W/kg

Maximum value of SAR (measured) = 0.277 W/kg



0 dB = 0.277 W/kg = -5.58 dBW/kg

Plot 177#: WLAN 5.8G_ Body Front_Low**DUT: A13 Pro 5G; Type: Smart Phone; Serial: SZNS211213-64419E-SA-S1**

Communication System: UID 0, 5.8G Wi-Fi (0); Frequency: 5755 MHz; Duty Cycle: 1:1.06

Medium parameters used (interpolated): $f = 5755$ MHz; $\sigma = 5.335$ S/m; $\epsilon_r = 34.905$; $\rho = 1000$ kg/m³

Phantom section: Flat Section

DASY5 Configuration:

- Probe: EX3DV4 - SN3619; ConvF(3.93, 3.93, 3.93)@ 5755 MHz;
- Sensor-Surface: 2mm (Mechanical Surface Detection)
- Electronics: DAE4 Sn1211; Calibrated: 2022/03/01
- Phantom: Twin SAM; Type: QD000P40CD; Serial: 1744
- Measurement SW: DASY52, Version 52.10 (2);

Body Front/WLAN 5.8G 802.11n40 Low/Area Scan (101x101x1): Interpolated grid: dx=1.000 mm, dy=1.000 mm

Maximum value of SAR (interpolated) = 0.0616 W/kg

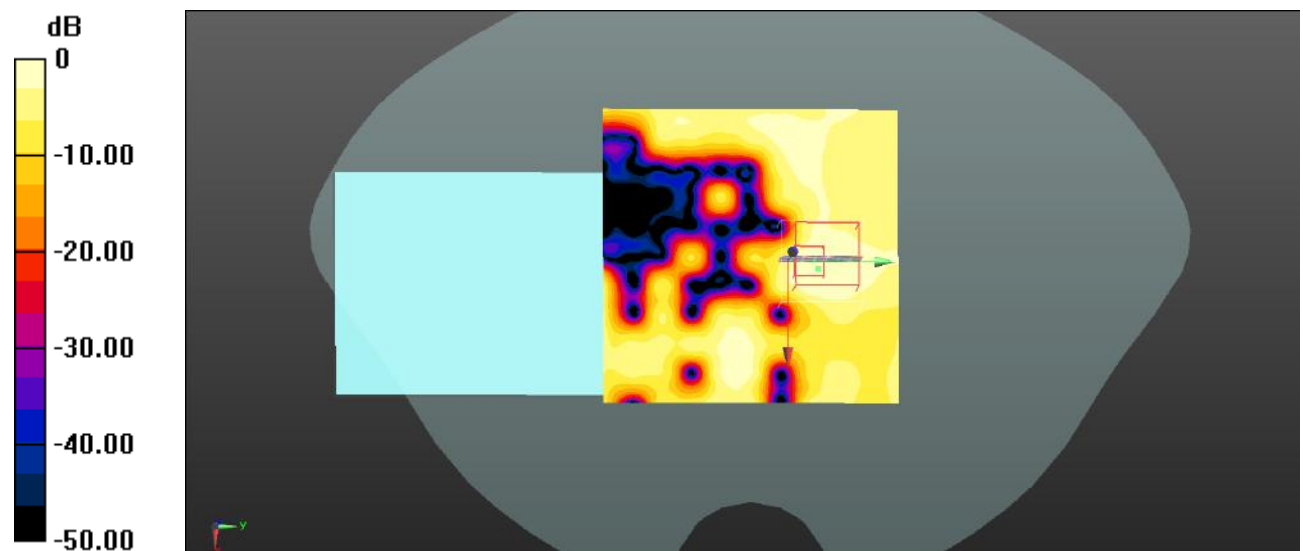
Body Front/WLAN 5.8G 802.11n40 Low/Zoom Scan (8x8x12)/Cube 0: Measurement grid: dx=4mm, dy=4mm, dz=2mm

Reference Value = 1.011 V/m; Power Drift = -0.12 dB

Peak SAR (extrapolated) = 0.288 W/kg

SAR(1 g) = 0.020 W/kg; SAR(10 g) = 0.00608 W/kg

Maximum value of SAR (measured) = 0.0421 W/kg



0 dB = 0.0421 W/kg = -13.76 dBW/kg

Plot 178#: WLAN 5.8G_ Body Back_Low**DUT: A13 Pro 5G; Type: Smart Phone; Serial: SZNS211213-64419E-SA-S1**

Communication System: UID 0, 5.8G Wi-Fi (0); Frequency: 5755 MHz; Duty Cycle: 1:1.06

Medium parameters used (interpolated): $f = 5755$ MHz; $\sigma = 5.335$ S/m; $\epsilon_r = 34.905$; $\rho = 1000$ kg/m³

Phantom section: Flat Section

DASY5 Configuration:

- Probe: EX3DV4 - SN3619; ConvF(3.93, 3.93, 3.93)@ 5755 MHz;
- Sensor-Surface: 2mm (Mechanical Surface Detection)
- Electronics: DAE4 Sn1211; Calibrated: 2022/03/01
- Phantom: Twin SAM; Type: QD000P40CD; Serial: 1744
- Measurement SW: DASY52, Version 52.10 (2);

Body Back/WLAN 5.8G 802.11n40 Low/Area Scan (101x101x1): Interpolated grid: dx=1.000 mm, dy=1.000 mm

Maximum value of SAR (interpolated) = 0.114 W/kg

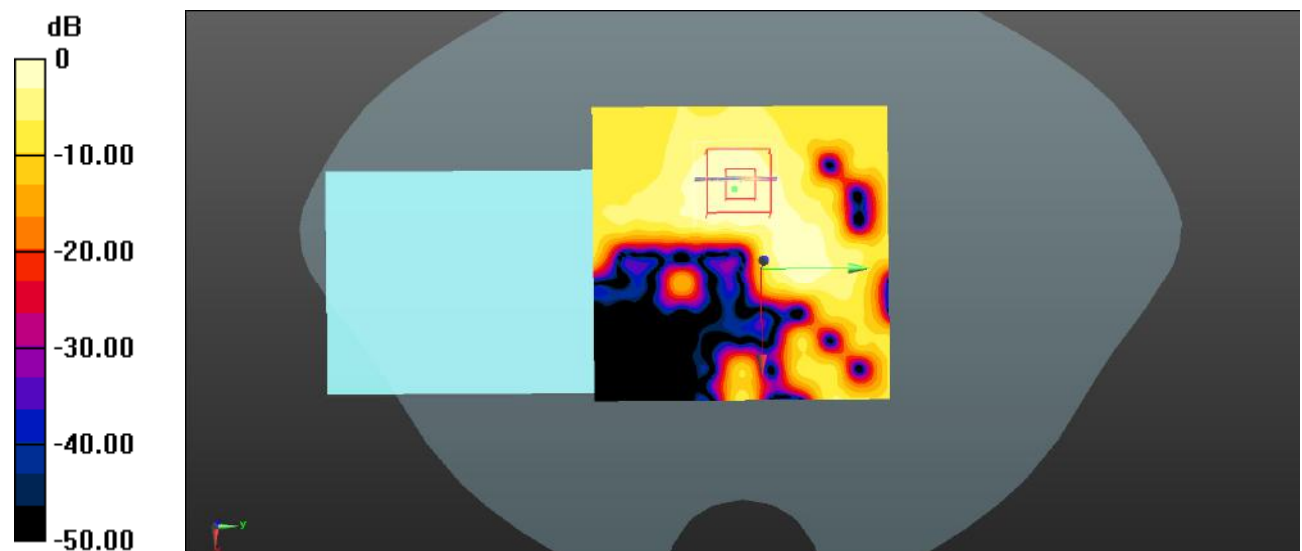
Body Back/WLAN 5.8G 802.11n40 Low/Zoom Scan (8x8x12)/Cube 0: Measurement grid: dx=4mm, dy=4mm, dz=2mm

Reference Value = 0 V/m; Power Drift = 0.00 dB

Peak SAR (extrapolated) = 0.191 W/kg

SAR(1 g) = 0.052 W/kg; SAR(10 g) = 0.018 W/kg

Maximum value of SAR (measured) = 0.103 W/kg



0 dB = 0.103 W/kg = -9.87 dBW/kg

Plot 179#: WLAN 5.8G_ Body Right_Low**DUT: A13 Pro 5G; Type: Smart Phone; Serial: SZNS211213-64419E-SA-S1**

Communication System: UID 0, 5.8G Wi-Fi (0); Frequency: 5755 MHz; Duty Cycle: 1:1.06

Medium parameters used (interpolated): $f = 5755$ MHz; $\sigma = 5.335$ S/m; $\epsilon_r = 34.905$; $\rho = 1000$ kg/m³

Phantom section: Flat Section

DASY5 Configuration:

- Probe: EX3DV4 - SN3619; ConvF(3.93, 3.93, 3.93)@ 5755 MHz;
- Sensor-Surface: 2mm (Mechanical Surface Detection)
- Electronics: DAE4 Sn1211; Calibrated: 2022/03/01
- Phantom: Twin SAM; Type: QD000P40CD; Serial: 1744
- Measurement SW: DASY52, Version 52.10 (2);

Body Right/WLAN 5.8G 802.11n40 Low/Area Scan (101x101x1): Interpolated grid: dx=1.000 mm, dy=1.000 mm

Maximum value of SAR (interpolated) = 0.129 W/kg

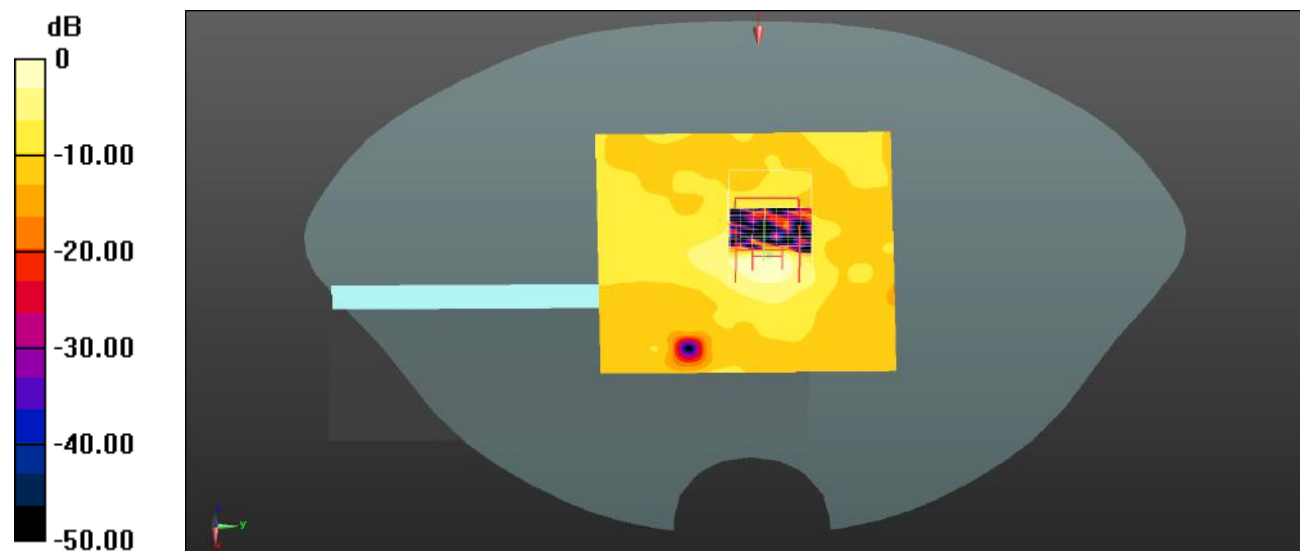
Body Right/WLAN 5.8G 802.11n40 Low/Zoom Scan (8x8x16)/Cube 0: Measurement grid: dx=4mm, dy=4mm, dz=2mm

Reference Value = 3.256 V/m; Power Drift = -0.20 dB

Peak SAR (extrapolated) = 0.288 W/kg

SAR(1 g) = 0.060 W/kg; SAR(10 g) = 0.018 W/kg

Maximum value of SAR (measured) = 0.130 W/kg



0 dB = 0.130 W/kg = -8.86 dBW/kg

Plot 180#: WLAN 5.8G_ Body Top_Low**DUT: A13 Pro 5G; Type: Smart Phone; Serial: SZNS211213-64419E-SA-S1**

Communication System: UID 0, 5.8G Wi-Fi (0); Frequency: 5755 MHz; Duty Cycle: 1:1.06

Medium parameters used (interpolated): $f = 5755$ MHz; $\sigma = 5.335$ S/m; $\epsilon_r = 34.905$; $\rho = 1000$ kg/m³

Phantom section: Flat Section

DASY5 Configuration:

- Probe: EX3DV4 - SN3619; ConvF(3.93, 3.93, 3.93)@ 5755 MHz;
- Sensor-Surface: 2mm (Mechanical Surface Detection)
- Electronics: DAE4 Sn1211; Calibrated: 2022/03/01
- Phantom: Twin SAM; Type: QD000P40CD; Serial: 1744
- Measurement SW: DASY52, Version 52.10 (2);

Body Top/WLAN 5.8G 802.11n40 Low/Area Scan (101x101x1): Interpolated grid: dx=1.000 mm, dy=1.000 mm

Maximum value of SAR (interpolated) = 0.210 W/kg

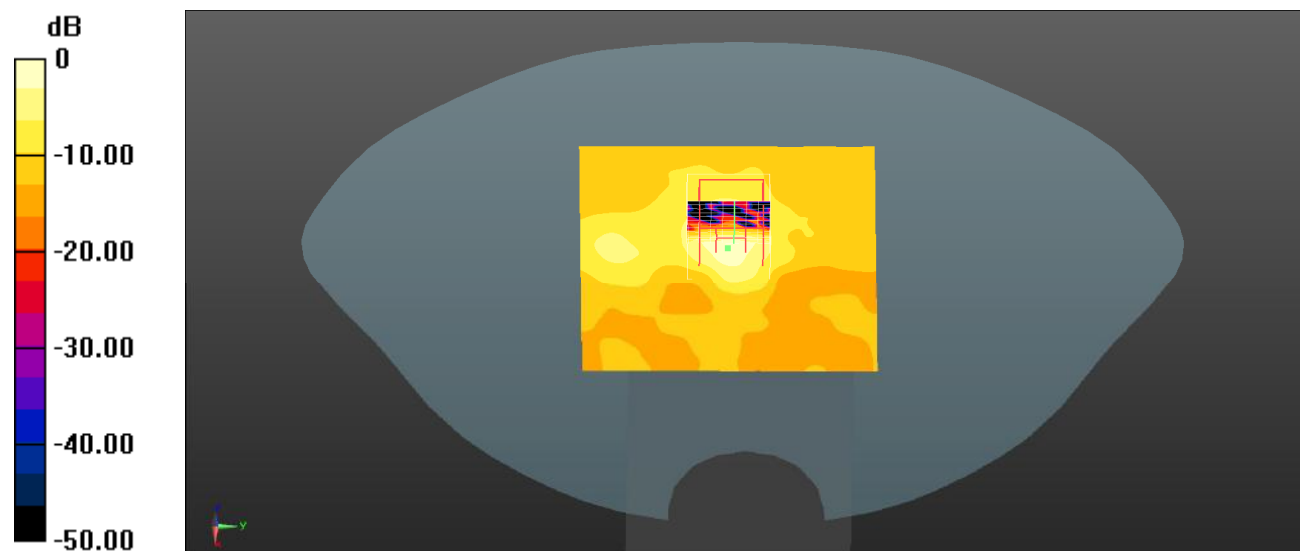
Body Top/WLAN 5.8G 802.11n40 Low/Zoom Scan (8x8x12)/Cube 0: Measurement grid: dx=4mm, dy=4mm, dz=2mm

Reference Value = 4.351 V/m; Power Drift = -0.11 dB

Peak SAR (extrapolated) = 1.22 W/kg

SAR(1 g) = 0.138 W/kg; SAR(10 g) = 0.040 W/kg

Maximum value of SAR (measured) = 0.268 W/kg



0 dB = 0.268 W/kg = -5.72 dBW/kg

Plot 181#: WLAN 5.8G_ Body Top_High**DUT: A13 Pro 5G; Type: Smart Phone; Serial: SZNS211213-64419E-SA-S1**

Communication System: UID 0, 5.8G Wi-Fi (0); Frequency: 5795 MHz; Duty Cycle: 1:1.06

Medium parameters used (interpolated): $f = 5795$ MHz; $\sigma = 5.368$ S/m; $\epsilon_r = 34.923$; $\rho = 1000$ kg/m³

Phantom section: Flat Section

DASY5 Configuration:

- Probe: EX3DV4 - SN3619; ConvF(3.93, 3.93, 3.93)@ 5795 MHz;
- Sensor-Surface: 2mm (Mechanical Surface Detection)
- Electronics: DAE4 Sn1211; Calibrated: 2022/03/01
- Phantom: Twin SAM; Type: QD000P40CD; Serial: 1744
- Measurement SW: DASY52, Version 52.10 (2);

Body Top/WLAN 5.8G 802.11n40 High/Area Scan (101x101x1): Interpolated grid: dx=1.000 mm, dy=1.000 mm

Maximum value of SAR (interpolated) = 0.228 W/kg


Body Top/WLAN 5.8G 802.11n40 High/Zoom Scan (8x8x12)/Cube 0: Measurement grid: dx=4mm, dy=4mm, dz=2mm

Reference Value = 3.392 V/m; Power Drift = -0.16 dB

Peak SAR (extrapolated) = 1.01 W/kg

SAR(1 g) = 0.107 W/kg; SAR(10 g) = 0.034 W/kg

Maximum value of SAR (measured) = 0.207 W/kg



0 dB = 0.207 W/kg = -6.84 dBW/kg

Test Plot 182#: Procedure Name: NR Band 5 1RB Mid**DUT: Mobile Phone; Type: A13 Pro 5G; Serial: SZNS211213-64419E-SA-S1**

Communication System: UID 0, Generic FDD-5G NR (0); Frequency: 836.5 MHz; Duty Cycle: 1:1
Medium parameters used (interpolated): $f = 836.5$ MHz; $\sigma = 0.914$ S/m; $\epsilon_r = 41.638$; $\rho = 1000$ kg/m³
Phantom section: Left Section

DASY5 Configuration:

- Probe: EX3DV4 - SN3619; ConvF(8.5, 8.5, 8.5) @ 836.5 MHz;
- Sensor-Surface: 4mm (Mechanical Surface Detection)
- Electronics: DAE4 Sn1211; Calibrated: 2022/03/01
- Phantom: Twin SAM; Type: QD000P40CD; Serial: 1744
- Measurement SW: DASY52, Version 52.10 (4);

Head Left Cheek/NR Band 5 1RB Mid/Area Scan (71x91x1): Interpolated grid: $dx=1.500$ mm, $dy=1.500$ mm
Maximum value of SAR (interpolated) = 0.130 W/kg

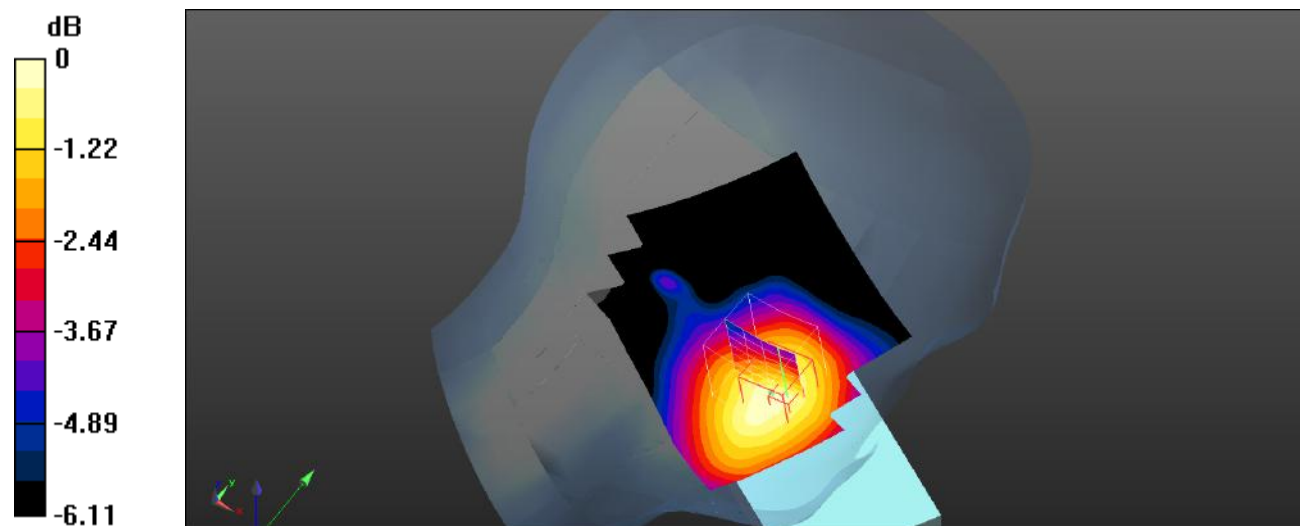
Head Left Cheek/NR Band 5 1RB Mid/Zoom Scan (5x5x7)/Cube 0: Measurement grid: $dx=8$ mm, $dy=8$ mm, $dz=5$ mm

Reference Value = 5.143 V/m; Power Drift = 0.12 dB

Peak SAR (extrapolated) = 0.155 W/kg

SAR(1 g) = 0.131 W/kg; SAR(10 g) = 0.107 W/kg

Maximum value of SAR (measured) = 0.136 W/kg



0 dB = 0.136 W/kg = -8.66 dBW/kg

Test Plot 183#: Procedure Name: NR Band 5 50%RB Mid**DUT: Mobile Phone; Type: A13 Pro 5G; Serial: SZNS211213-64419E-SA-S1**

Communication System: UID 0, Generic FDD-5G NR (0); Frequency: 836.5 MHz; Duty Cycle: 1:1
Medium parameters used (interpolated): $f = 836.5$ MHz; $\sigma = 0.914$ S/m; $\epsilon_r = 41.638$; $\rho = 1000$ kg/m³
Phantom section: Left Section

DASY5 Configuration:

- Probe: EX3DV4 - SN3619; ConvF(8.5, 8.5, 8.5) @ 836.5 MHz;
- Sensor-Surface: 4mm (Mechanical Surface Detection)
- Electronics: DAE4 Sn1211; Calibrated: 2022/03/01
- Phantom: Twin SAM; Type: QD000P40CD; Serial: 1744
- Measurement SW: DASY52, Version 52.10 (4);

Head Left Cheek/NR Band 5 50%RB Mid/Area Scan (71x91x1): Interpolated grid: $dx=1.500$ mm, $dy=1.500$ mm
Maximum value of SAR (interpolated) = 0.138 W/kg

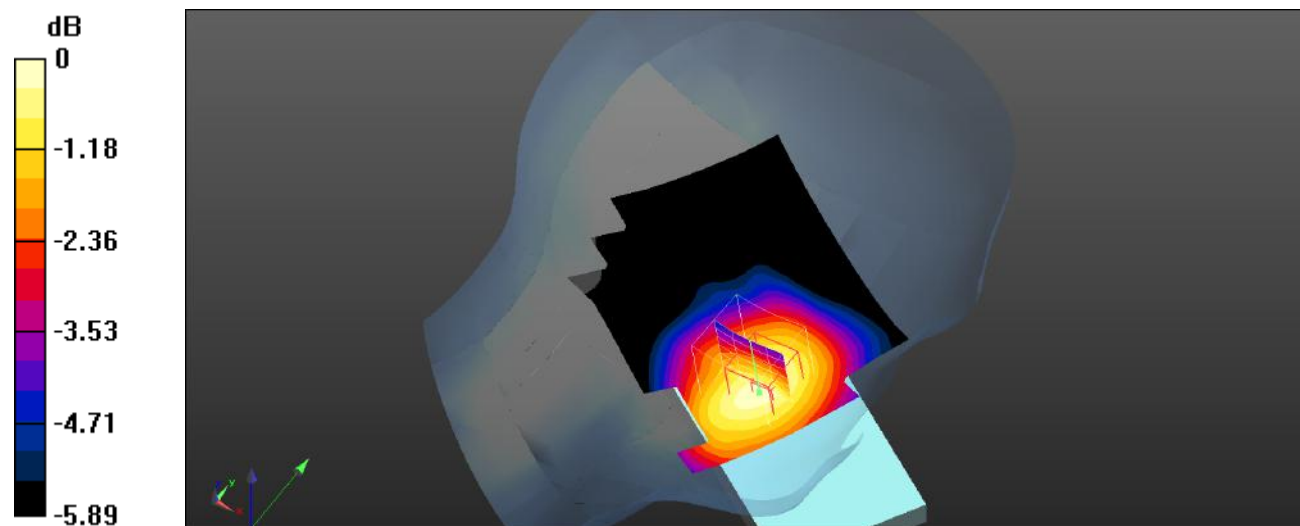
Head Left Cheek/NR Band 5 50%RB Mid/Zoom Scan (5x5x7)/Cube 0: Measurement grid: $dx=8$ mm, $dy=8$ mm, $dz=5$ mm

Reference Value = 5.227 V/m; Power Drift = 0.02 dB

Peak SAR (extrapolated) = 0.164 W/kg

SAR(1 g) = 0.140 W/kg; SAR(10 g) = 0.115 W/kg

Maximum value of SAR (measured) = 0.142 W/kg



0 dB = 0.142 W/kg = -8.48 dBW/kg

Test Plot 184#: Procedure Name: NR Band 5 1RB Mid**DUT: Mobile Phone; Type: A13 Pro 5G; Serial: SZNS211213-64419E-SA-S1**


Communication System: UID 0, Generic FDD-5G NR (0); Frequency: 836.5 MHz; Duty Cycle: 1:1
Medium parameters used (interpolated): $f = 836.5$ MHz; $\sigma = 0.914$ S/m; $\epsilon_r = 41.638$; $\rho = 1000$ kg/m³
Phantom section: Left Section

DASY5 Configuration:

- Probe: EX3DV4 - SN3619; ConvF(8.5, 8.5, 8.5) @ 836.5 MHz;
- Sensor-Surface: 4mm (Mechanical Surface Detection)
- Electronics: DAE4 Sn1211; Calibrated: 2022/03/01
- Phantom: Twin SAM; Type: QD000P40CD; Serial: 1744
- Measurement SW: DASY52, Version 52.10 (4);

Head Left Tilt/NR Band 5 1RB Mid/Area Scan (71x91x1): Interpolated grid: dx=1.500 mm, dy=1.500 mm
Maximum value of SAR (interpolated) = 0.0818 W/kg

Head Left Tilt/NR Band 5 1RB Mid/Zoom Scan (5x5x7)/Cube 0: Measurement grid: dx=8mm, dy=8mm, dz=5mm
Reference Value = 7.379 V/m; Power Drift = 0.04 dB
Peak SAR (extrapolated) = 0.100 W/kg
SAR(1 g) = 0.081 W/kg; SAR(10 g) = 0.067 W/kg
Maximum value of SAR (measured) = 0.0825 W/kg



Test Plot 185#: Procedure Name: NR Band 5 50%RB Mid**DUT: Mobile Phone; Type: A13 Pro 5G; Serial: SZNS211213-64419E-SA-S1**

Communication System: UID 0, Generic FDD-5G NR (0); Frequency: 836.5 MHz; Duty Cycle: 1:1
Medium parameters used (interpolated): $f = 836.5$ MHz; $\sigma = 0.914$ S/m; $\epsilon_r = 41.638$; $\rho = 1000$ kg/m³
Phantom section: Left Section

DASY5 Configuration:

- Probe: EX3DV4 - SN3619; ConvF(8.5, 8.5, 8.5) @ 836.5 MHz;
- Sensor-Surface: 4mm (Mechanical Surface Detection)
- Electronics: DAE4 Sn1211; Calibrated: 2022/03/01
- Phantom: Twin SAM; Type: QD000P40CD; Serial: 1744
- Measurement SW: DASY52, Version 52.10 (4);

Head Left Tilt/NR Band 5 50%RB Mid/Area Scan (71x91x1): Interpolated grid: $dx=1.500$ mm, $dy=1.500$ mm
Maximum value of SAR (interpolated) = 0.0830 W/kg

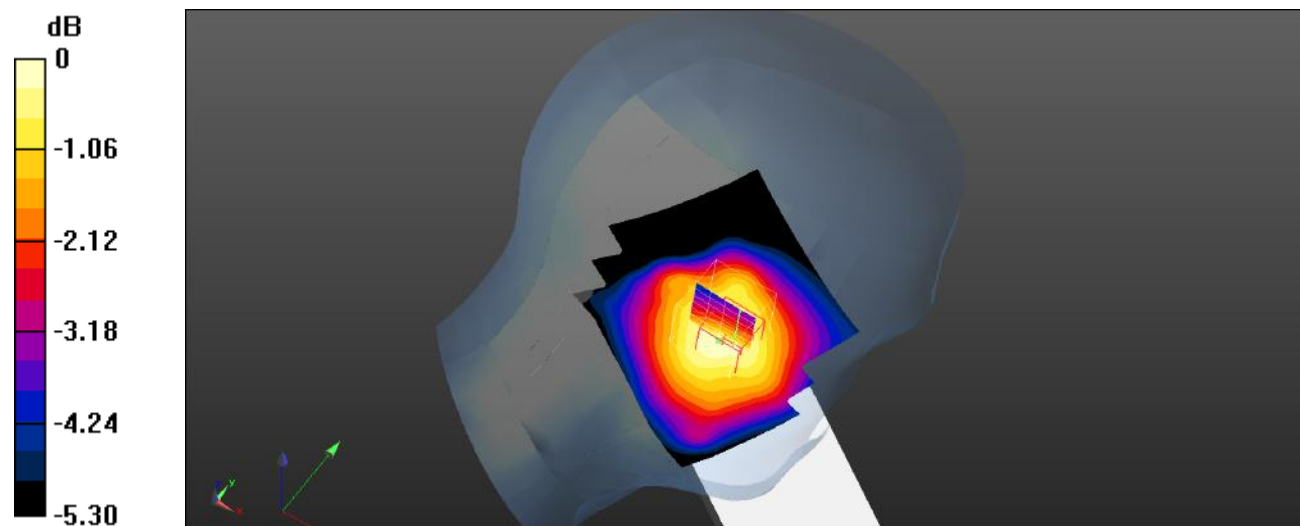
Head Left Tilt/NR Band 5 50%RB Mid/Zoom Scan (5x5x7)/Cube 0: Measurement grid: $dx=8$ mm, $dy=8$ mm, $dz=5$ mm

Reference Value = 7.564 V/m; Power Drift = -0.13 dB

Peak SAR (extrapolated) = 0.110 W/kg

SAR(1 g) = 0.083 W/kg; SAR(10 g) = 0.066 W/kg

Maximum value of SAR (measured) = 0.0841 W/kg



0 dB = 0.0841 W/kg = -10.75 dBW/kg

Test Plot 186#: Procedure Name: NR Band 5 1RB Mid**DUT: Mobile Phone; Type: A13 Pro 5G; Serial: SZNS211213-64419E-SA-S1**

Communication System: UID 0, Generic FDD-5G NR (0); Frequency: 836.5 MHz; Duty Cycle: 1:1
Medium parameters used (interpolated): $f = 836.5$ MHz; $\sigma = 0.914$ S/m; $\epsilon_r = 41.638$; $\rho = 1000$ kg/m³
Phantom section: Right Section

DASY5 Configuration:

- Probe: EX3DV4 - SN3619; ConvF(8.5, 8.5, 8.5) @ 836.5 MHz;
- Sensor-Surface: 4mm (Mechanical Surface Detection)
- Electronics: DAE4 Sn1211; Calibrated: 2022/03/01
- Phantom: Twin SAM; Type: QD000P40CD; Serial: 1744
- Measurement SW: DASY52, Version 52.10 (4);

Head Right Check/NR Band 5 1RB Mid/Area Scan (71x91x1): Interpolated grid: dx=1.500 mm, dy=1.500 mm
Maximum value of SAR (interpolated) = 0.119 W/kg

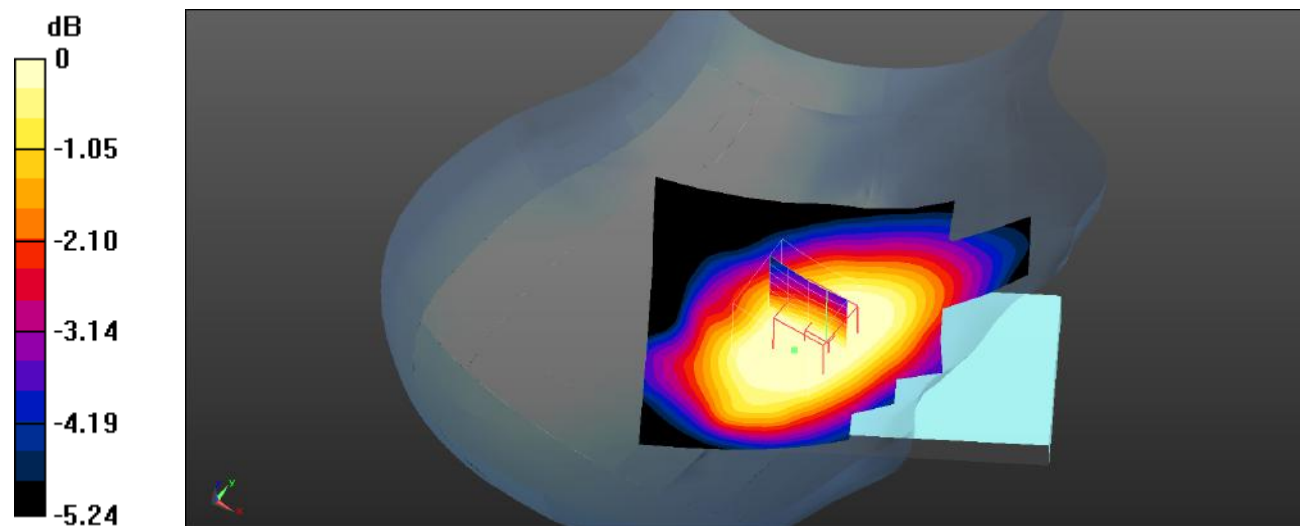
Head Right Check/NR Band 5 1RB Mid/Zoom Scan (5x5x7)/Cube 0: Measurement grid: dx=8mm, dy=8mm, dz=5mm

Reference Value = 7.434 V/m; Power Drift = -0.04 dB

Peak SAR (extrapolated) = 0.114 W/kg

SAR(1 g) = 0.099 W/kg; SAR(10 g) = 0.083 W/kg

Maximum value of SAR (measured) = 0.101 W/kg



0 dB = 0.101 W/kg = -9.96 dBW/kg

Test Plot 187#: Procedure Name: NR Band 5 50%RB Low**DUT: Mobile Phone; Type: A13 Pro 5G; Serial: SZNS211213-64419E-SA-S1**

Communication System: UID 0, Generic FDD-5G NR (0); Frequency: 834 MHz; Duty Cycle: 1:1
Medium parameters used (interpolated): $f = 834$ MHz; $\sigma = 0.912$ S/m; $\epsilon_r = 41.657$; $\rho = 1000$ kg/m³
Phantom section: Right Section

DASY5 Configuration:

- Probe: EX3DV4 - SN3619; ConvF(8.5, 8.5, 8.5) @ 834 MHz;
- Sensor-Surface: 4mm (Mechanical Surface Detection)
- Electronics: DAE4 Sn1211; Calibrated: 2022/03/01
- Phantom: Twin SAM; Type: QD000P40CD; Serial: 1744
- Measurement SW: DASY52, Version 52.10 (4);

Head Right Check/NR Band 5 50%RB Low/Area Scan (71x91x1): Interpolated grid: $dx=1.500$ mm, $dy=1.500$ mm
Maximum value of SAR (interpolated) = 0.178 W/kg

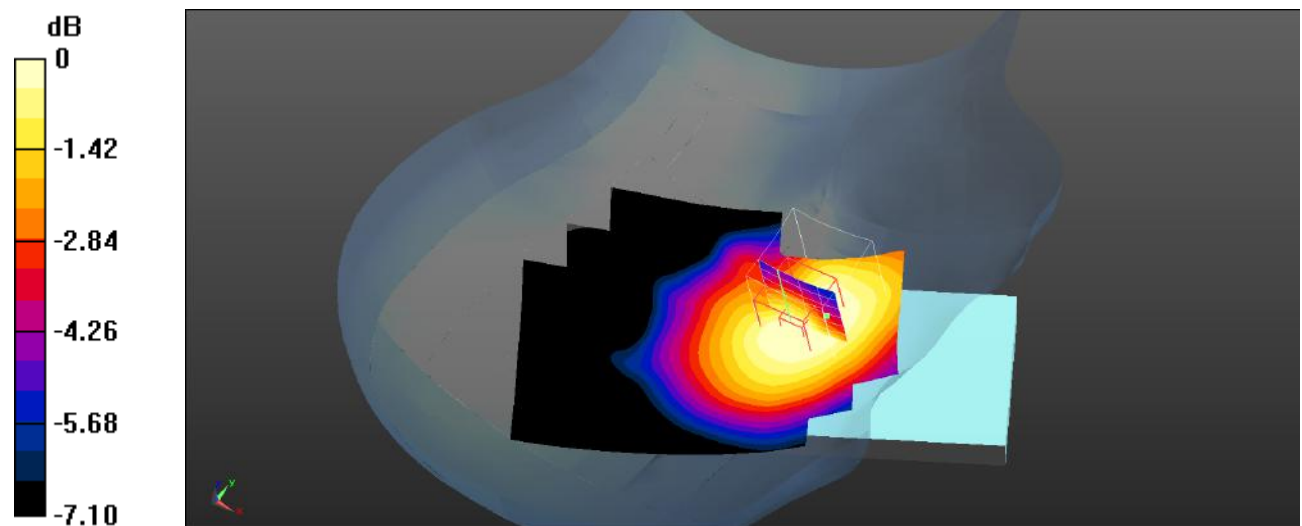
Head Right Check/NR Band 5 50%RB Low/Zoom Scan (5x5x7)/Cube 0: Measurement grid: $dx=8$ mm, $dy=8$ mm, $dz=5$ mm

Reference Value = 6.498 V/m; Power Drift = -0.12 dB

Peak SAR (extrapolated) = 0.208 W/kg

SAR(1 g) = 0.165 W/kg; SAR(10 g) = 0.127 W/kg

Maximum value of SAR (measured) = 0.168 W/kg



0 dB = 0.168 W/kg = -7.75 dBW/kg

Test Plot 188#: Procedure Name: NR Band 5 50%RB Mid**DUT: Mobile Phone; Type: A13 Pro 5G; Serial: SZNS211213-64419E-SA-S1**

Communication System: UID 0, Generic FDD-5G NR (0); Frequency: 836.5 MHz; Duty Cycle: 1:1
Medium parameters used (interpolated): $f = 836.5$ MHz; $\sigma = 0.914$ S/m; $\epsilon_r = 41.638$; $\rho = 1000$ kg/m³
Phantom section: Right Section

DASY5 Configuration:

- Probe: EX3DV4 - SN3619; ConvF(8.5, 8.5, 8.5) @ 836.5 MHz;
- Sensor-Surface: 4mm (Mechanical Surface Detection)
- Electronics: DAE4 Sn1211; Calibrated: 2022/03/01
- Phantom: Twin SAM; Type: QD000P40CD; Serial: 1744
- Measurement SW: DASY52, Version 52.10 (4);

Head Right Cheek/NR Band 5 50%RB Mid/Area Scan (71x91x1): Interpolated grid: dx=1.500 mm, dy=1.500 mm
Maximum value of SAR (interpolated) = 0.192 W/kg

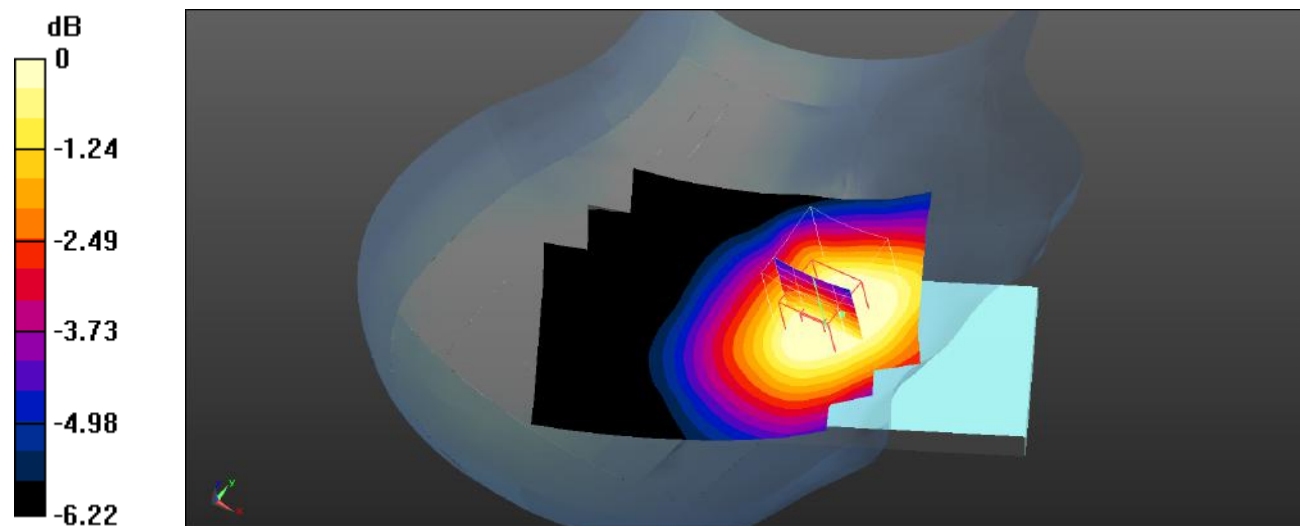
Head Right Cheek/NR Band 5 50%RB Mid/Zoom Scan (5x5x7)/Cube 0: Measurement grid: dx=8mm, dy=8mm, dz=5mm

Reference Value = 7.795 V/m; Power Drift = -0.13 dB

Peak SAR (extrapolated) = 0.200 W/kg

SAR(1 g) = 0.162 W/kg; SAR(10 g) = 0.129 W/kg

Maximum value of SAR (measured) = 0.163 W/kg



0 dB = 0.163 W/kg = -7.88 dBW/kg

Test Plot 189#: Procedure Name: NR Band 5 50%RB High**DUT: Mobile Phone; Type: A13 Pro 5G; Serial: SZNS211213-64419E-SA-S1**

Communication System: UID 0, Generic FDD-5G NR (0); Frequency: 839 MHz; Duty Cycle: 1:1
Medium parameters used (interpolated): $f = 839$ MHz; $\sigma = 0.917$ S/m; $\epsilon_r = 41.62$; $\rho = 1000$ kg/m³
Phantom section: Right Section

DASY5 Configuration:

- Probe: EX3DV4 - SN3619; ConvF(8.5, 8.5, 8.5) @ 839 MHz;
- Sensor-Surface: 4mm (Mechanical Surface Detection)
- Electronics: DAE4 Sn1211; Calibrated: 2022/03/01
- Phantom: Twin SAM; Type: QD000P40CD; Serial: 1744
- Measurement SW: DASY52, Version 52.10 (4);

Head Right Check/NR Band 5 50%RB High/Area Scan (71x91x1): Interpolated grid: dx=1.500 mm, dy=1.500 mm
Maximum value of SAR (interpolated) = 0.189 W/kg

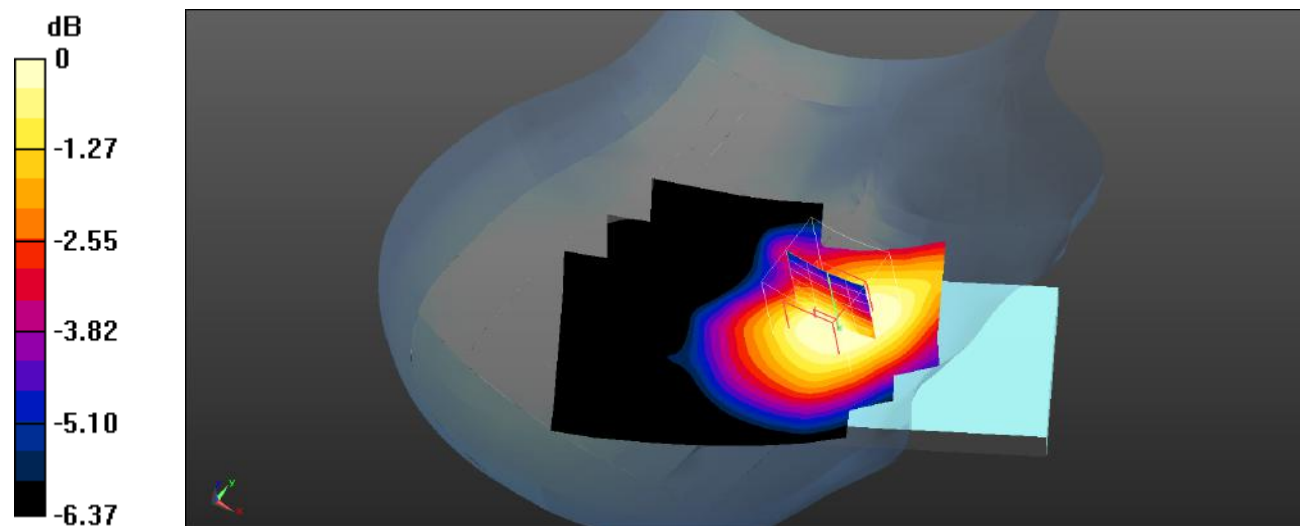
Head Right Check/NR Band 5 50%RB High/Zoom Scan (5x5x7)/Cube 0: Measurement grid: dx=8mm, dy=8mm, dz=5mm

Reference Value = 6.133 V/m; Power Drift = -0.12 dB

Peak SAR (extrapolated) = 0.208 W/kg

SAR(1 g) = 0.167 W/kg; SAR(10 g) = 0.129 W/kg

Maximum value of SAR (measured) = 0.169 W/kg



0 dB = 0.169 W/kg = -7.72 dBW/kg

Test Plot 190#: Procedure Name: NR Band 5 1RB Mid**DUT: Mobile Phone; Type: A13 Pro 5G; Serial: SZNS211213-64419E-SA-S1**

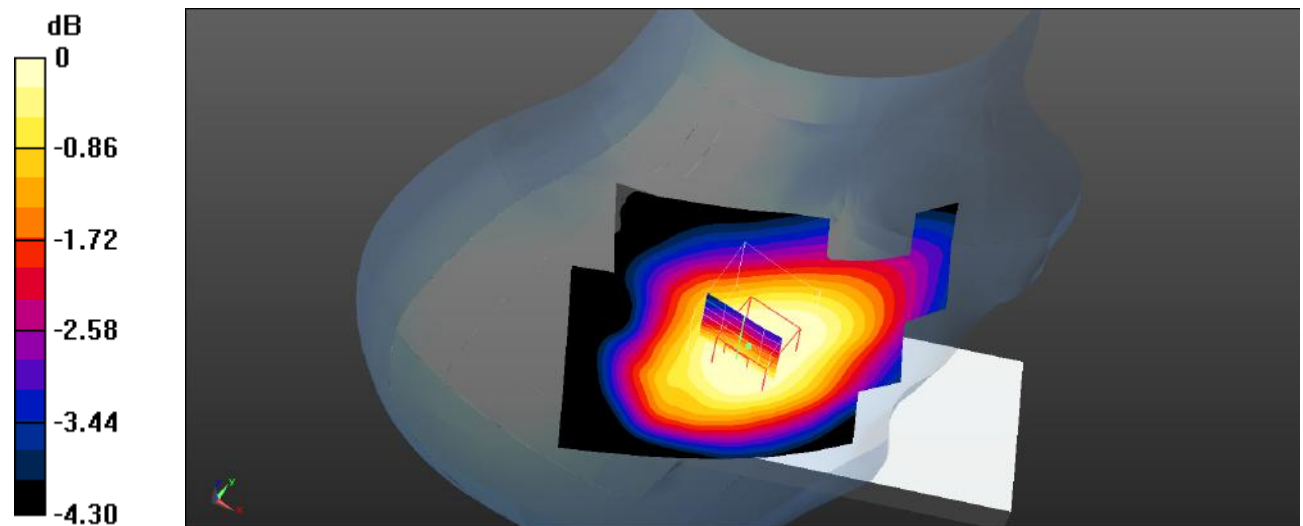
Communication System: UID 0, Generic FDD-5G NR (0); Frequency: 836.5 MHz; Duty Cycle: 1:1
 Medium parameters used (interpolated): $f = 836.5$ MHz; $\sigma = 0.914$ S/m; $\epsilon_r = 41.638$; $\rho = 1000$ kg/m³
 Phantom section: Right Section

DASY5 Configuration:

- Probe: EX3DV4 - SN3619; ConvF(8.5, 8.5, 8.5) @ 836.5 MHz;
- Sensor-Surface: 4mm (Mechanical Surface Detection)
- Electronics: DAE4 Sn1211; Calibrated: 2022/03/01
- Phantom: Twin SAM; Type: QD000P40CD; Serial: 1744
- Measurement SW: DASY52, Version 52.10 (4);

Head Right Tilt/NR Band 5 1RB Mid/Area Scan (71x91x1): Interpolated grid: dx=1.500 mm, dy=1.500 mm
 Maximum value of SAR (interpolated) = 0.0743 W/kg

Head Right Tilt/NR Band 5 1RB Mid/Zoom Scan (5x5x7)/Cube 0: Measurement grid: dx=8mm, dy=8mm, dz=5mm
 Reference Value = 7.152 V/m; Power Drift = -0.16 dB
 Peak SAR (extrapolated) = 0.0770 W/kg
SAR(1 g) = 0.066 W/kg; SAR(10 g) = 0.056 W/kg
 Maximum value of SAR (measured) = 0.0681 W/kg



0 dB = 0.0681 W/kg = -11.67 dBW/kg

Test Plot 191#: Procedure Name: NR Band 5 50%RB Mid**DUT: Mobile Phone; Type: A13 Pro 5G; Serial: SZNS211213-64419E-SA-S1**

Communication System: UID 0, Generic FDD-5G NR (0); Frequency: 836.5 MHz; Duty Cycle: 1:1
 Medium parameters used (interpolated): $f = 836.5$ MHz; $\sigma = 0.914$ S/m; $\epsilon_r = 41.638$; $\rho = 1000$ kg/m³
 Phantom section: Right Section

DASY5 Configuration:

- Probe: EX3DV4 - SN3619; ConvF(8.5, 8.5, 8.5) @ 836.5 MHz;
- Sensor-Surface: 4mm (Mechanical Surface Detection)
- Electronics: DAE4 Sn1211; Calibrated: 2022/03/01
- Phantom: Twin SAM; Type: QD000P40CD; Serial: 1744
- Measurement SW: DASY52, Version 52.10 (4);

Head Right Tilt/NR Band 5 50%RB Mid/Area Scan (71x91x1): Interpolated grid: $dx=1.500$ mm, $dy=1.500$ mm
 Maximum value of SAR (interpolated) = 0.0686 W/kg

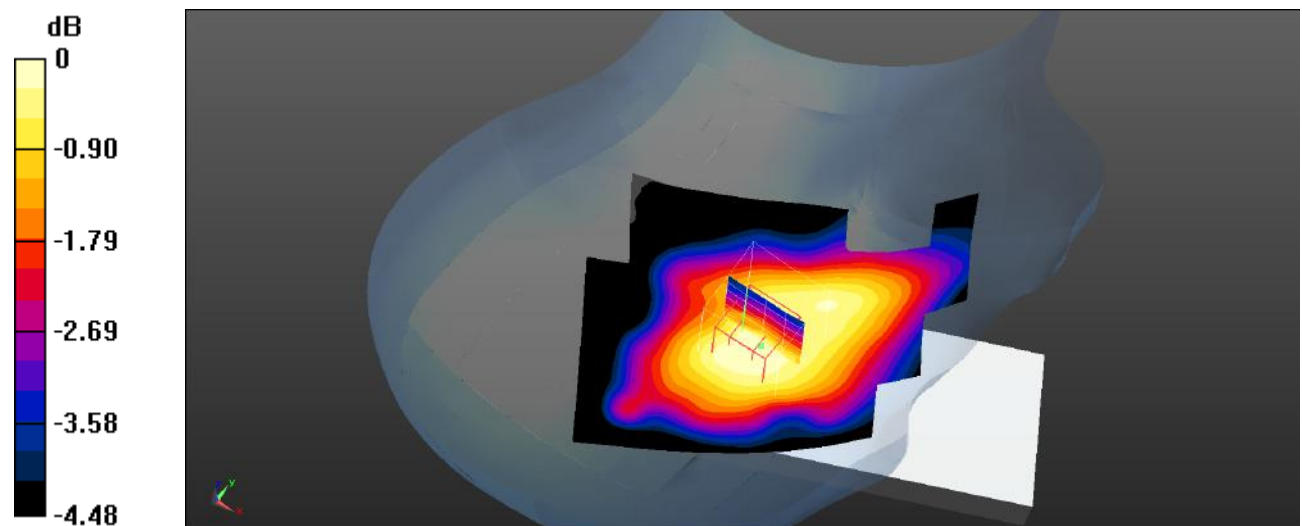
Head Right Tilt/NR Band 5 50%RB Mid/Zoom Scan (5x5x7)/Cube 0: Measurement grid: $dx=8$ mm, $dy=8$ mm, $dz=5$ mm

Reference Value = 6.358 V/m; Power Drift = 0.03 dB

Peak SAR (extrapolated) = 0.0980 W/kg

SAR(1 g) = 0.068 W/kg; SAR(10 g) = 0.055 W/kg

Maximum value of SAR (measured) = 0.0690 W/kg



0 dB = 0.0690 W/kg = -11.61 dBW/kg

Test Plot 192#:Procedure Name: NR Band 5 1RB Mid**DUT: Mobile Phone; Type: A13 Pro 5G; Serial: SZNS211213-64419E-SA-S1**

Communication System: UID 0, Generic FDD-5G NR (0); Frequency: 836.5 MHz;Duty Cycle: 1:1
Medium parameters used (interpolated): $f = 836.5$ MHz; $\sigma = 0.914$ S/m; $\epsilon_r = 41.638$; $\rho = 1000$ kg/m³
Phantom section: Flat Section

DASY5 Configuration:

- Probe: EX3DV4 - SN3619; ConvF(8.5, 8.5, 8.5) @ 836.5 MHz;
- Sensor-Surface: 4mm (Mechanical Surface Detection)
- Electronics: DAE4 Sn1211; Calibrated: 2022/03/01
- Phantom: Twin SAM; Type: QD000P40CD; Serial: 1744
- Measurement SW: DASY52, Version 52.10 (4);

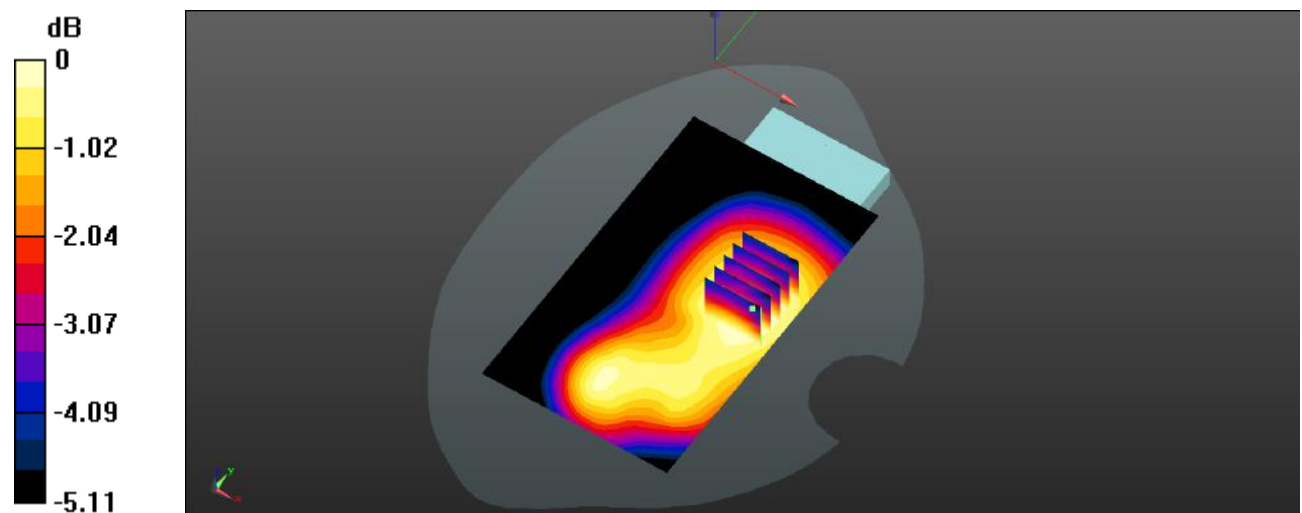
Body Front/NR Band 5 1RB Mid/Area Scan (71x121x1): Interpolated grid: $dx=1.500$ mm, $dy=1.500$ mm
Maximum value of SAR (interpolated) = 0.134 W/kg

Body Front/NR Band 5 1RB Mid/Zoom Scan (5x5x7)/Cube 0: Measurement grid: $dx=8$ mm, $dy=8$ mm, $dz=5$ mm
Reference Value = 10.83 V/m; Power Drift = -0.10 dB

Peak SAR (extrapolated) = 0.159 W/kg

SAR(1 g) = 0.130 W/kg; SAR(10 g) = 0.106 W/kg

Maximum value of SAR (measured) = 0.133 W/kg



0 dB = 0.133 W/kg = -8.76 dBW/kg

Test Plot 193#: Procedure Name: NR Band 5 50%RB Mid**DUT: Mobile Phone; Type: A13 Pro 5G; Serial: SZNS211213-64419E-SA-S1**

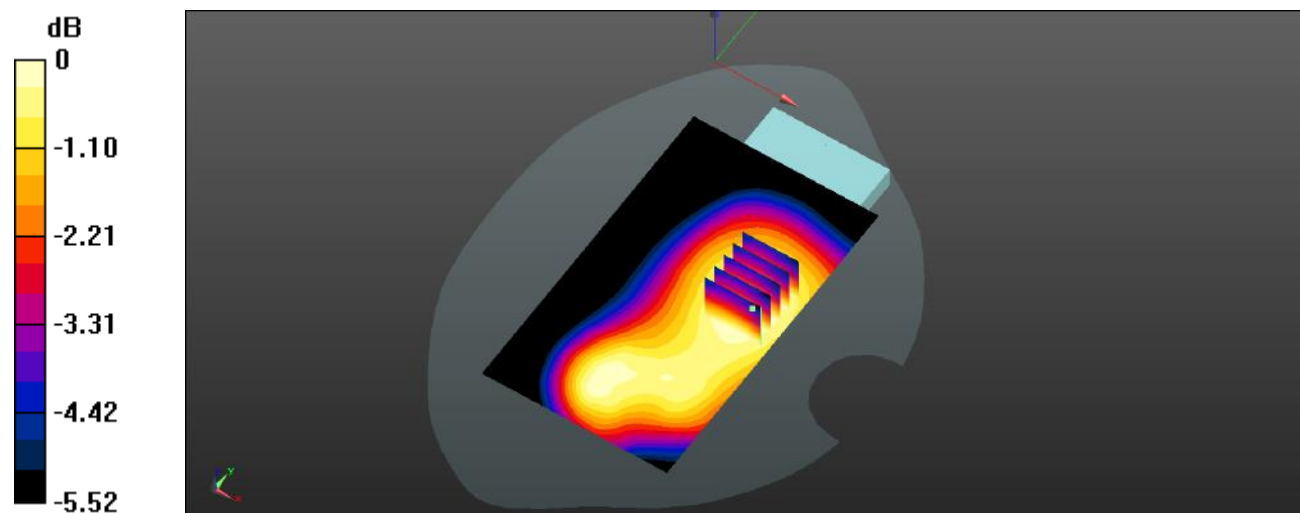
Communication System: UID 0, Generic FDD-5G NR (0); Frequency: 836.5 MHz; Duty Cycle: 1:1
Medium parameters used (interpolated): $f = 836.5$ MHz; $\sigma = 0.914$ S/m; $\epsilon_r = 41.638$; $\rho = 1000$ kg/m³
Phantom section: Flat Section

DASY5 Configuration:

- Probe: EX3DV4 - SN3619; ConvF(8.5, 8.5, 8.5) @ 836.5 MHz;
- Sensor-Surface: 4mm (Mechanical Surface Detection)
- Electronics: DAE4 Sn1211; Calibrated: 2022/03/01
- Phantom: Twin SAM; Type: QD000P40CD; Serial: 1744
- Measurement SW: DASY52, Version 52.10 (4);

Body Front/NR Band 5 50%RB Mid/Area Scan (71x121x1): Interpolated grid: dx=1.500 mm, dy=1.500 mm
Maximum value of SAR (interpolated) = 0.140 W/kg

Body Front/NR Band 5 50%RB Mid/Zoom Scan (5x5x7)/Cube 0: Measurement grid: dx=8mm, dy=8mm, dz=5mm
Reference Value = 10.75 V/m; Power Drift = -0.18 dB
Peak SAR (extrapolated) = 0.162 W/kg
SAR(1 g) = 0.134 W/kg; SAR(10 g) = 0.108 W/kg
Maximum value of SAR (measured) = 0.138 W/kg



0 dB = 0.138 W/kg = -8.60 dBW/kg

Test Plot 194#: Procedure Name: NR Band 5 1RB Mid**DUT: Mobile Phone; Type: A13 Pro 5G; Serial: SZNS211213-64419E-SA-S1**

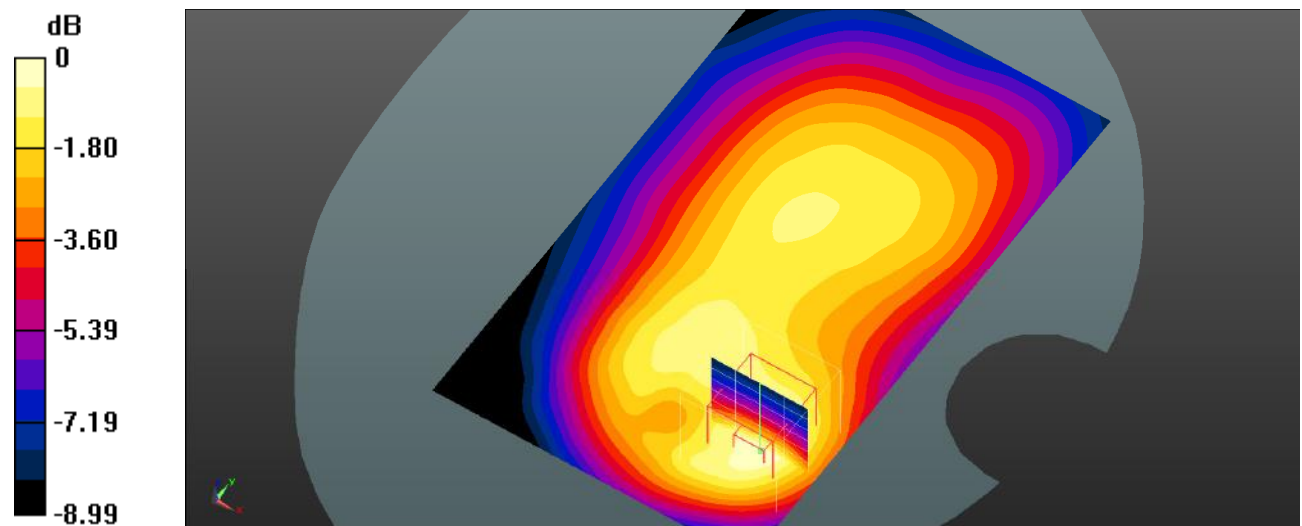
Communication System: UID 0, Generic FDD-5G NR (0); Frequency: 836.5 MHz; Duty Cycle: 1:1
 Medium parameters used (interpolated): $f = 836.5$ MHz; $\sigma = 0.914$ S/m; $\epsilon_r = 41.638$; $\rho = 1000$ kg/m³
 Phantom section: Flat Section

DASY5 Configuration:

- Probe: EX3DV4 - SN3619; ConvF(8.5, 8.5, 8.5) @ 836.5 MHz;
- Sensor-Surface: 4mm (Mechanical Surface Detection)
- Electronics: DAE4 Sn1211; Calibrated: 2022/03/01
- Phantom: Twin SAM; Type: QD000P40CD; Serial: 1744
- Measurement SW: DASY52, Version 52.10 (4);

Body Back/NR Band 5 1RB Mid/Area Scan (71x121x1): Interpolated grid: dx=1.500 mm, dy=1.500 mm
 Maximum value of SAR (interpolated) = 0.217 W/kg

Body Back/NR Band 5 1RB Mid/Zoom Scan (5x5x7)/Cube 0: Measurement grid: dx=8mm, dy=8mm, dz=5mm
 Reference Value = 12.76 V/m; Power Drift = -0.14 dB
 Peak SAR (extrapolated) = 0.317 W/kg
SAR(1 g) = 0.199 W/kg; SAR(10 g) = 0.129 W/kg
 Maximum value of SAR (measured) = 0.212 W/kg



0 dB = 0.212 W/kg = -6.74 dBW/kg

Test Plot 195#: Procedure Name: NR Band 5 50%RB Low**DUT: Mobile Phone; Type: A13 Pro 5G; Serial: SZNS211213-64419E-SA-S1**

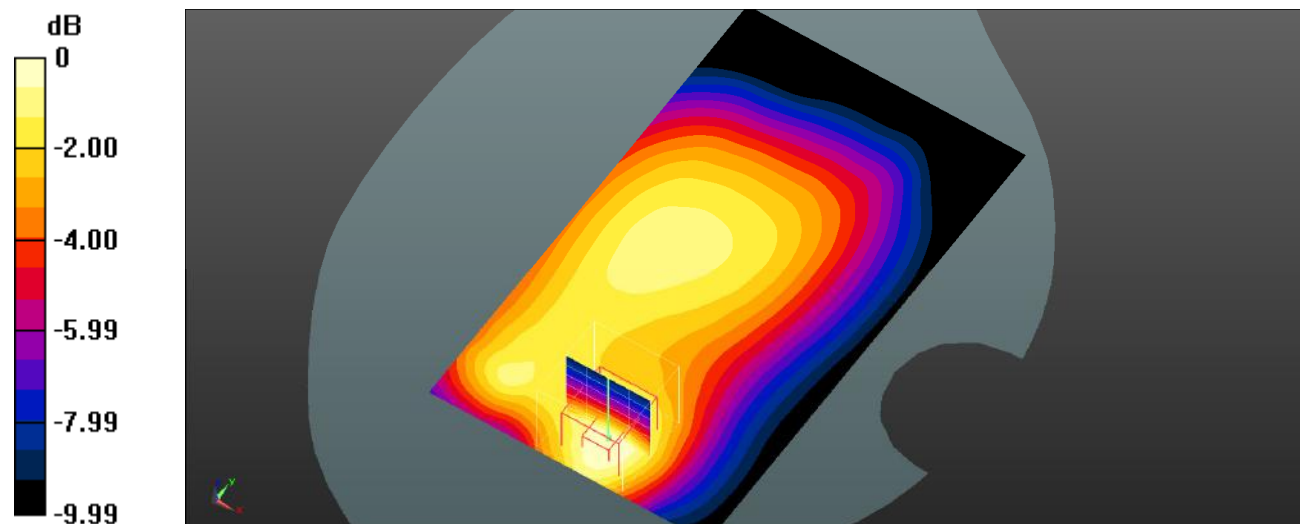
Communication System: UID 0, Generic FDD-5G NR (0); Frequency: 834 MHz; Duty Cycle: 1:1
Medium parameters used (interpolated): $f = 834$ MHz; $\sigma = 0.912$ S/m; $\epsilon_r = 41.657$; $\rho = 1000$ kg/m³
Phantom section: Flat Section

DASY5 Configuration:

- Probe: EX3DV4 - SN3619; ConvF(8.5, 8.5, 8.5) @ 834 MHz;
- Sensor-Surface: 4mm (Mechanical Surface Detection)
- Electronics: DAE4 Sn1211; Calibrated: 2022/03/01
- Phantom: Twin SAM; Type: QD000P40CD; Serial: 1744
- Measurement SW: DASY52, Version 52.10 (4);

Body Back/NR Band 5 50%RB Low/Area Scan (71x121x1): Interpolated grid: dx=1.500 mm, dy=1.500 mm
Maximum value of SAR (interpolated) = 0.193 W/kg

Body Back/NR Band 5 50%RB Low/Zoom Scan (5x5x7)/Cube 0: Measurement grid: dx=8mm, dy=8mm, dz=5mm
Reference Value = 12.92 V/m; Power Drift = -0.11 dB
Peak SAR (extrapolated) = 0.281 W/kg
SAR(1 g) = 0.176 W/kg; SAR(10 g) = 0.110 W/kg
Maximum value of SAR (measured) = 0.186 W/kg



0 dB = 0.186 W/kg = -7.30 dBW/kg

Test Plot 196#: Procedure Name: NR Band 5 50%RB Mid**DUT: Mobile Phone; Type: A13 Pro 5G; Serial: SZNS211213-64419E-SA-S1**

Communication System: UID 0, Generic FDD-5G NR (0); Frequency: 836.5 MHz; Duty Cycle: 1:1
Medium parameters used (interpolated): $f = 836.5$ MHz; $\sigma = 0.914$ S/m; $\epsilon_r = 41.638$; $\rho = 1000$ kg/m³
Phantom section: Flat Section

DASY5 Configuration:

- Probe: EX3DV4 - SN3619; ConvF(8.5, 8.5, 8.5) @ 836.5 MHz;
- Sensor-Surface: 4mm (Mechanical Surface Detection)
- Electronics: DAE4 Sn1211; Calibrated: 2022/03/01
- Phantom: Twin SAM; Type: QD000P40CD; Serial: 1744
- Measurement SW: DASY52, Version 52.10 (4);

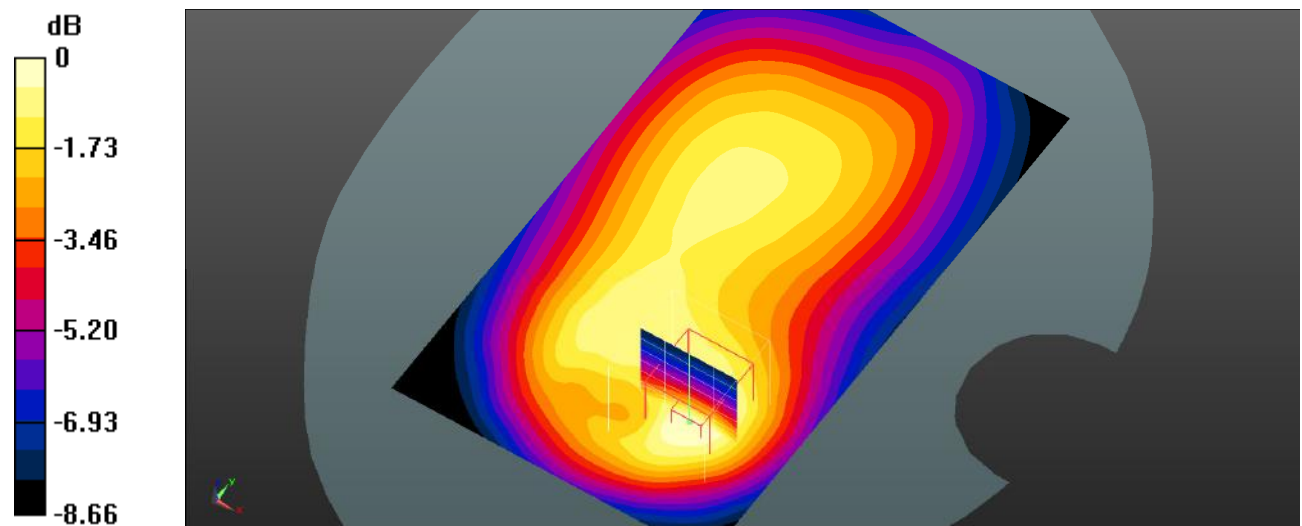
Body Back/NR Band 5 50%RB Mid/Area Scan (71x121x1): Interpolated grid: dx=1.500 mm, dy=1.500 mm
Maximum value of SAR (interpolated) = 0.273 W/kg

Body Back/NR Band 5 50%RB Mid/Zoom Scan (5x5x7)/Cube 0: Measurement grid: dx=8mm, dy=8mm, dz=5mm
Reference Value = 14.67 V/m; Power Drift = -0.06 dB

Peak SAR (extrapolated) = 0.397 W/kg

SAR(1 g) = 0.252 W/kg; SAR(10 g) = 0.164 W/kg

Maximum value of SAR (measured) = 0.265 W/kg



0 dB = 0.265 W/kg = -5.77 dBW/kg

Test Plot 197#: Procedure Name: NR Band 5 50%RB High**DUT: Mobile Phone; Type: A13 Pro 5G; Serial: SZNS211213-64419E-SA-S1**

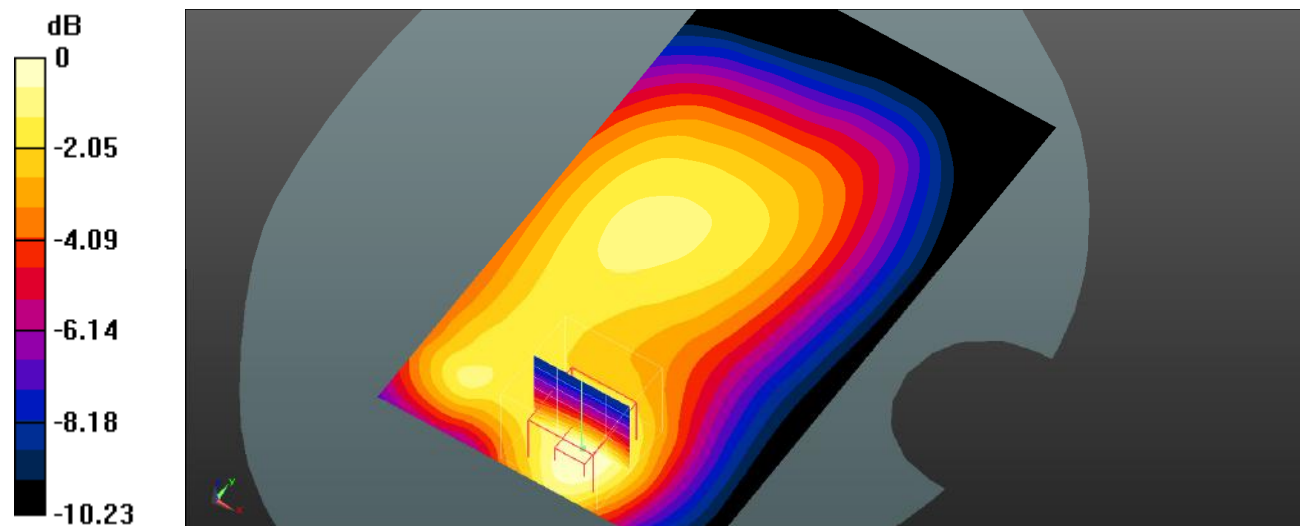
Communication System: UID 0, Generic FDD-5G NR (0); Frequency: 839 MHz; Duty Cycle: 1:1
Medium parameters used (interpolated): $f = 839$ MHz; $\sigma = 0.917$ S/m; $\epsilon_r = 41.62$; $\rho = 1000$ kg/m³
Phantom section: Flat Section

DASY5 Configuration:

- Probe: EX3DV4 - SN3619; ConvF(8.5, 8.5, 8.5) @ 839 MHz;
- Sensor-Surface: 4mm (Mechanical Surface Detection)
- Electronics: DAE4 Sn1211; Calibrated: 2022/03/01
- Phantom: Twin SAM; Type: QD000P40CD; Serial: 1744
- Measurement SW: DASY52, Version 52.10 (4);

Body Back/NR Band 5 50%RB High/Area Scan (71x121x1): Interpolated grid: dx=1.500 mm, dy=1.500 mm
Maximum value of SAR (interpolated) = 0.210 W/kg

Body Back/NR Band 5 50%RB High/Zoom Scan (5x5x7)/Cube 0: Measurement grid: dx=8mm, dy=8mm, dz=5mm
Reference Value = 13.25 V/m; Power Drift = -0.10 dB
Peak SAR (extrapolated) = 0.306 W/kg
SAR(1 g) = 0.192 W/kg; SAR(10 g) = 0.120 W/kg
Maximum value of SAR (measured) = 0.202 W/kg



Test Plot 198#: Procedure Name: NR Band 5 1RB Mid**DUT: Mobile Phone; Type: A13 Pro 5G; Serial: SZNS211213-64419E-SA-S1**

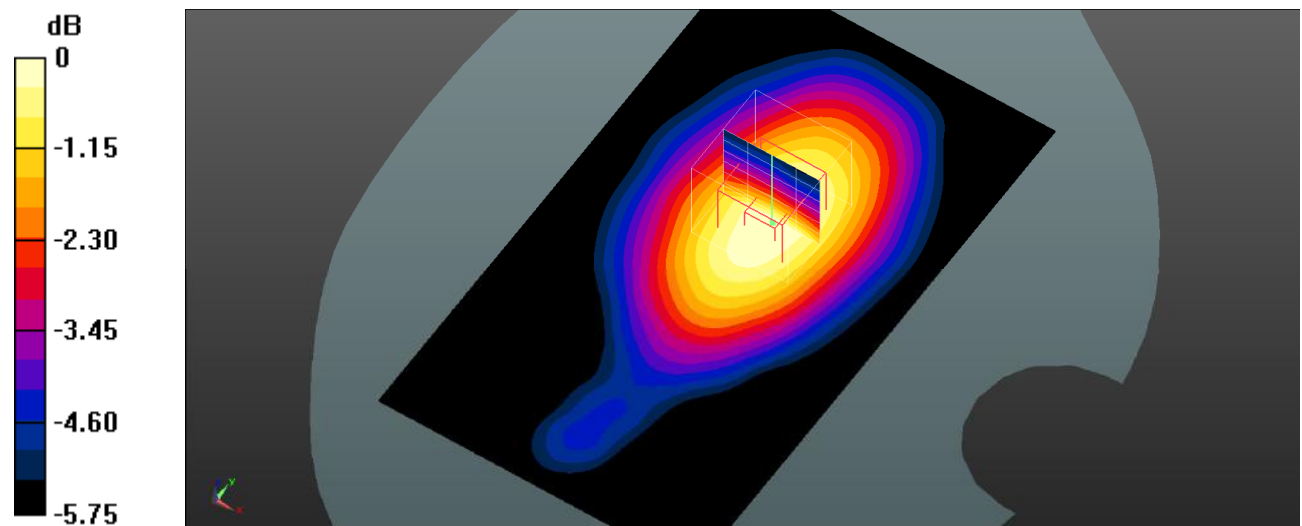
Communication System: UID 0, Generic FDD-5G NR (0); Frequency: 836.5 MHz; Duty Cycle: 1:1
Medium parameters used (interpolated): $f = 836.5$ MHz; $\sigma = 0.914$ S/m; $\epsilon_r = 41.638$; $\rho = 1000$ kg/m³
Phantom section: Flat Section

DASY5 Configuration:

- Probe: EX3DV4 - SN3619; ConvF(8.5, 8.5, 8.5) @ 836.5 MHz;
- Sensor-Surface: 4mm (Mechanical Surface Detection)
- Electronics: DAE4 Sn1211; Calibrated: 2022/03/01
- Phantom: Twin SAM; Type: QD000P40CD; Serial: 1744
- Measurement SW: DASY52, Version 52.10 (4);

Body Left/NR Band 5 1RB Mid/Area Scan (71x121x1): Interpolated grid: $dx=1.500$ mm, $dy=1.500$ mm
Maximum value of SAR (interpolated) = 0.0906 W/kg

Body Left/NR Band 5 1RB Mid/Zoom Scan (5x5x7)/Cube 0: Measurement grid: $dx=8$ mm, $dy=8$ mm, $dz=5$ mm
Reference Value = 9.391 V/m; Power Drift = 0.09 dB
Peak SAR (extrapolated) = 0.116 W/kg
SAR(1 g) = 0.086 W/kg; SAR(10 g) = 0.065 W/kg
Maximum value of SAR (measured) = 0.0901 W/kg



0 dB = 0.0901 W/kg = -10.45 dBW/kg

Test Plot 199#: Procedure Name: NR Band 5 50%RB Mid**DUT: Mobile Phone; Type: A13 Pro 5G; Serial: SZNS211213-64419E-SA-S1**

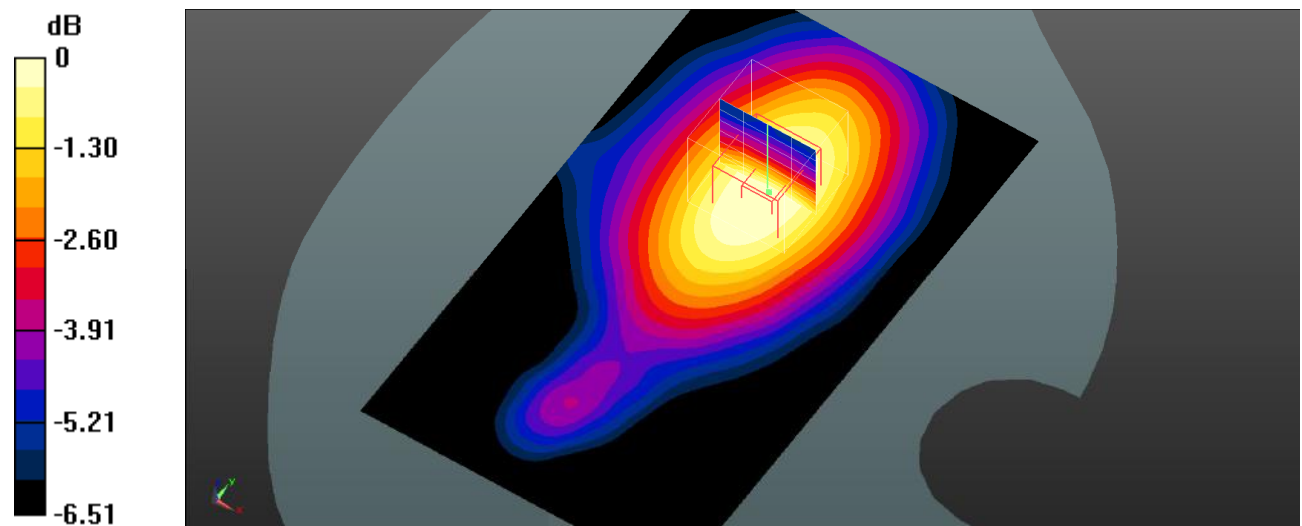
Communication System: UID 0, Generic FDD-5G NR (0); Frequency: 836.5 MHz; Duty Cycle: 1:1
 Medium parameters used (interpolated): $f = 836.5$ MHz; $\sigma = 0.914$ S/m; $\epsilon_r = 41.638$; $\rho = 1000$ kg/m³
 Phantom section: Flat Section

DASY5 Configuration:

- Probe: EX3DV4 - SN3619; ConvF(8.5, 8.5, 8.5) @ 836.5 MHz;
- Sensor-Surface: 4mm (Mechanical Surface Detection)
- Electronics: DAE4 Sn1211; Calibrated: 2022/03/01
- Phantom: Twin SAM; Type: QD000P40CD; Serial: 1744
- Measurement SW: DASY52, Version 52.10 (4);

Body Left/NR Band 5 50%RB Mid/Area Scan (71x121x1): Interpolated grid: dx=1.500 mm, dy=1.500 mm
 Maximum value of SAR (interpolated) = 0.120 W/kg

Body Left/NR Band 5 50%RB Mid/Zoom Scan (5x5x7)/Cube 0: Measurement grid: dx=8mm, dy=8mm, dz=5mm
 Reference Value = 9.401 V/m; Power Drift = -0.07 dB
 Peak SAR (extrapolated) = 0.153 W/kg
SAR(1 g) = 0.112 W/kg; SAR(10 g) = 0.083 W/kg
 Maximum value of SAR (measured) = 0.116 W/kg



0 dB = 0.116 W/kg = -9.36 dBW/kg

Test Plot 200#: Procedure Name: NR Band 5 1RB Mid**DUT: Mobile Phone; Type: A13 Pro 5G; Serial: SZNS211213-64419E-SA-S1**

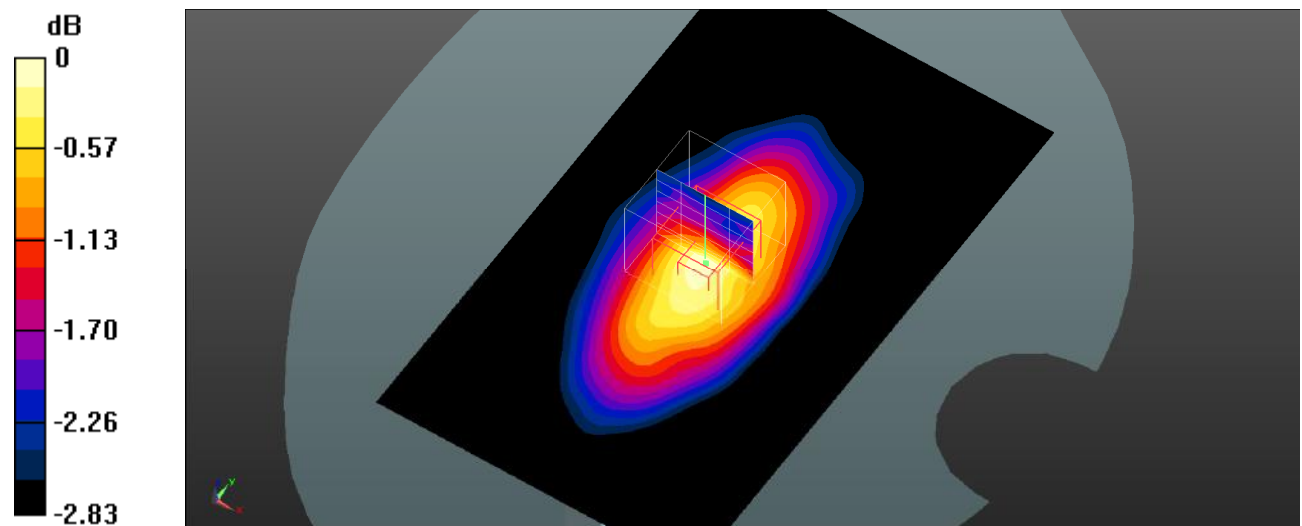
Communication System: UID 0, Generic FDD-5G NR (0); Frequency: 836.5 MHz; Duty Cycle: 1:1
Medium parameters used (interpolated): $f = 836.5$ MHz; $\sigma = 0.914$ S/m; $\epsilon_r = 41.638$; $\rho = 1000$ kg/m³
Phantom section: Flat Section

DASY5 Configuration:

- Probe: EX3DV4 - SN3619; ConvF(8.5, 8.5, 8.5) @ 836.5 MHz;
- Sensor-Surface: 4mm (Mechanical Surface Detection)
- Electronics: DAE4 Sn1211; Calibrated: 2022/03/01
- Phantom: Twin SAM; Type: QD000P40CD; Serial: 1744
- Measurement SW: DASY52, Version 52.10 (4);

Body Right/NR Band 5 1RB Mid/Area Scan (71x121x1): Interpolated grid: dx=1.500 mm, dy=1.500 mm
Maximum value of SAR (interpolated) = 0.0405 W/kg

Body Right/NR Band 5 1RB Mid/Zoom Scan (5x5x7)/Cube 0: Measurement grid: dx=8mm, dy=8mm, dz=5mm
Reference Value = 6.674 V/m; Power Drift = 0.10 dB
Peak SAR (extrapolated) = 0.0520 W/kg
SAR(1 g) = 0.040 W/kg; SAR(10 g) = 0.034 W/kg
Maximum value of SAR (measured) = 0.0412 W/kg



0 dB = 0.0412 W/kg = -13.85 dBW/kg

Test Plot 201#: Procedure Name: NR Band 5 50%RB Mid**DUT: Mobile Phone; Type: A13 Pro 5G; Serial: SZNS211213-64419E-SA-S1**

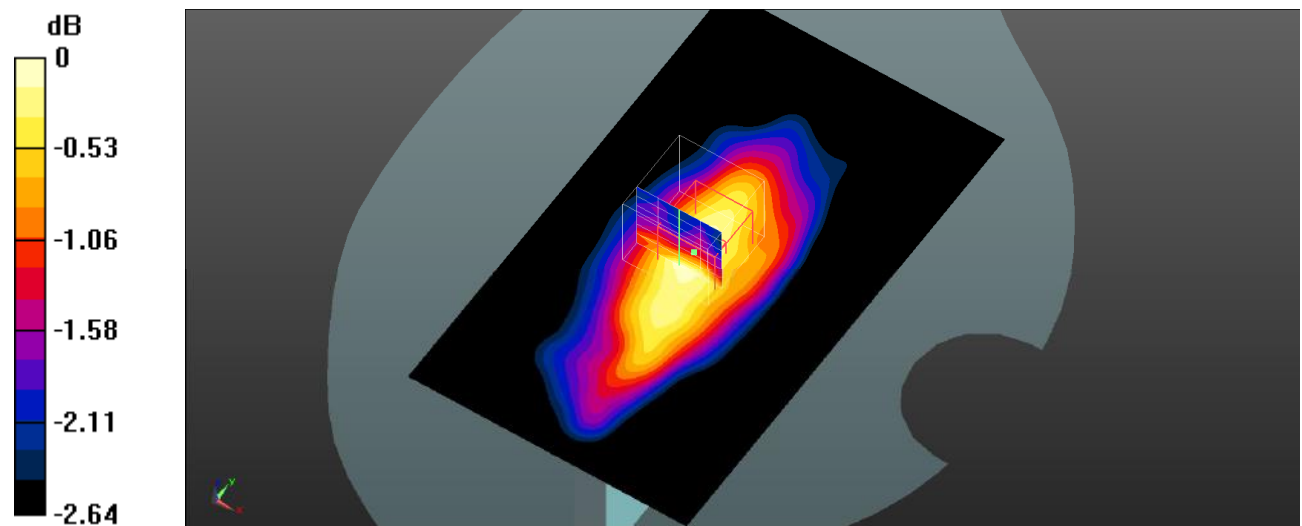
Communication System: UID 0, Generic FDD-5G NR (0); Frequency: 836.5 MHz; Duty Cycle: 1:1
 Medium parameters used (interpolated): $f = 836.5$ MHz; $\sigma = 0.914$ S/m; $\epsilon_r = 41.638$; $\rho = 1000$ kg/m³
 Phantom section: Flat Section

DASY5 Configuration:

- Probe: EX3DV4 - SN3619; ConvF(8.5, 8.5, 8.5) @ 836.5 MHz;
- Sensor-Surface: 4mm (Mechanical Surface Detection)
- Electronics: DAE4 Sn1211; Calibrated: 2022/03/01
- Phantom: Twin SAM; Type: QD000P40CD; Serial: 1744
- Measurement SW: DASY52, Version 52.10 (4);

Body Right/NR Band 5 50%RB Mid/Area Scan (71x121x1): Interpolated grid: dx=1.500 mm, dy=1.500 mm
 Maximum value of SAR (interpolated) = 0.0450 W/kg

Body Right/NR Band 5 50%RB Mid/Zoom Scan (5x5x7)/Cube 0: Measurement grid: dx=8mm, dy=8mm, dz=5mm
 Reference Value = 7.058 V/m; Power Drift = 0.09 dB
 Peak SAR (extrapolated) = 0.0520 W/kg
SAR(1 g) = 0.044 W/kg; SAR(10 g) = 0.037 W/kg
 Maximum value of SAR (measured) = 0.0440 W/kg



0 dB = 0.0440 W/kg = -13.57 dBW/kg

Test Plot 202#: Procedure Name: NR Band 5 1RB Mid**DUT: Mobile Phone; Type: A13 Pro 5G; Serial: SZNS211213-64419E-SA-S1**

Communication System: UID 0, Generic FDD-5G NR (0); Frequency: 836.5 MHz; Duty Cycle: 1:1
 Medium parameters used (interpolated): $f = 836.5$ MHz; $\sigma = 0.914$ S/m; $\epsilon_r = 41.638$; $\rho = 1000$ kg/m³
 Phantom section: Flat Section

DASY5 Configuration:

- Probe: EX3DV4 - SN3619; ConvF(8.5, 8.5, 8.5) @ 836.5 MHz;
- Sensor-Surface: 4mm (Mechanical Surface Detection)
- Electronics: DAE4 Sn1211; Calibrated: 2022/03/01
- Phantom: Twin SAM; Type: QD000P40CD; Serial: 1744
- Measurement SW: DASY52, Version 52.10 (4);

Body Bottom/NR Band 5 1RB Mid/Area Scan (71x91x1): Interpolated grid: dx=1.500 mm, dy=1.500 mm

Maximum value of SAR (interpolated) = 0.0916 W/kg

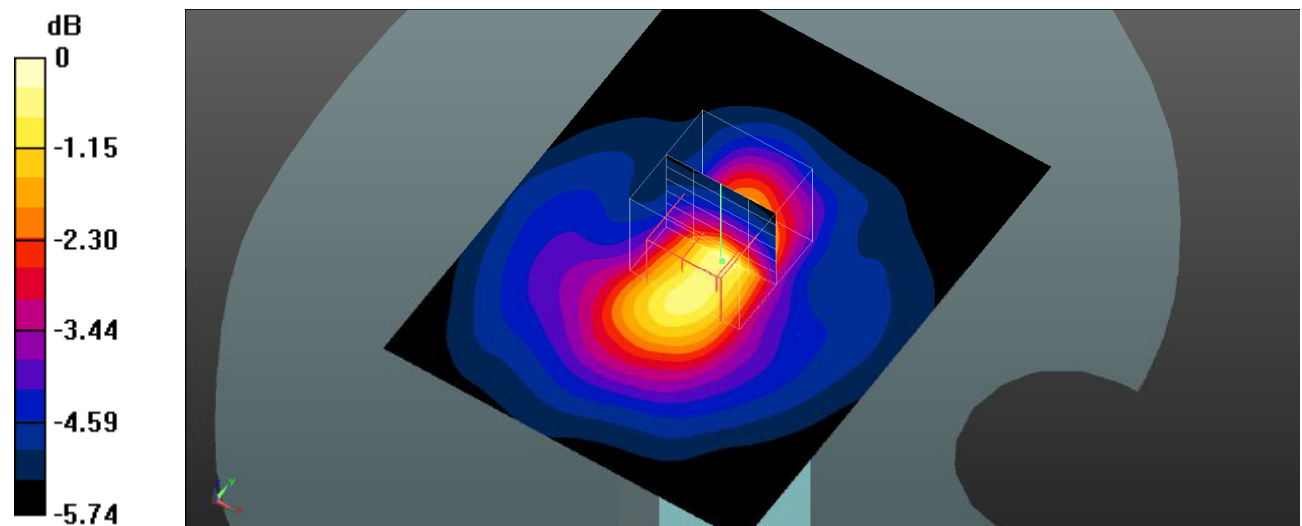
Body Bottom/NR Band 5 1RB Mid/Zoom Scan (5x5x7)/Cube 0: Measurement grid: dx=8mm, dy=8mm, dz=5mm

Reference Value = 10.37 V/m; Power Drift = -0.02 dB

Peak SAR (extrapolated) = 0.160 W/kg

SAR(1 g) = 0.094 W/kg; SAR(10 g) = 0.063 W/kg

Maximum value of SAR (measured) = 0.101 W/kg



0 dB = 0.101 W/kg = -9.96 dBW/kg

Test Plot 203#: Procedure Name: NR Band 5 50%RB Mid**DUT: Mobile Phone; Type: A13 Pro 5G; Serial: SZNS211213-64419E-SA-S1**

Communication System: UID 0, Generic FDD-5G NR (0); Frequency: 836.5 MHz; Duty Cycle: 1:1
Medium parameters used (interpolated): $f = 836.5$ MHz; $\sigma = 0.914$ S/m; $\epsilon_r = 41.638$; $\rho = 1000$ kg/m³
Phantom section: Flat Section

DASY5 Configuration:

- Probe: EX3DV4 - SN3619; ConvF(8.5, 8.5, 8.5) @ 836.5 MHz;
- Sensor-Surface: 4mm (Mechanical Surface Detection)
- Electronics: DAE4 Sn1211; Calibrated: 2022/03/01
- Phantom: Twin SAM; Type: QD000P40CD; Serial: 1744
- Measurement SW: DASY52, Version 52.10 (4);

Body Bottom/NR Band 5 50%RB Mid/Area Scan (71x91x1): Interpolated grid: dx=1.500 mm, dy=1.500 mm
Maximum value of SAR (interpolated) = 0.123 W/kg

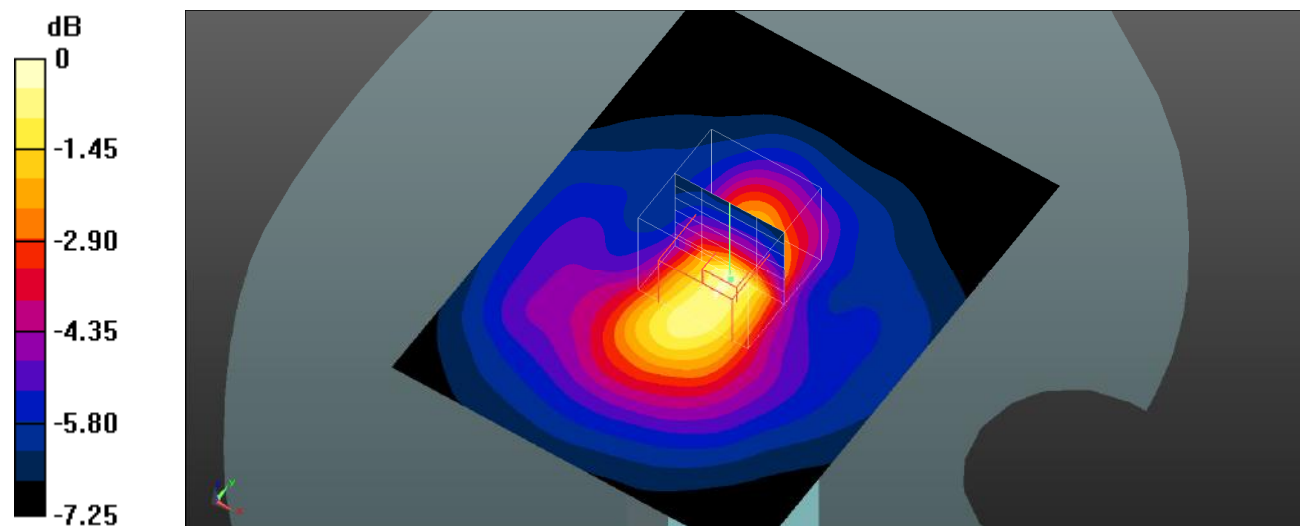
Body Bottom/NR Band 5 50%RB Mid/Zoom Scan (5x5x7)/Cube 0: Measurement grid: dx=8mm, dy=8mm, dz=5mm

Reference Value = 12.15 V/m; Power Drift = -0.15 dB

Peak SAR (extrapolated) = 0.202 W/kg

SAR(1 g) = 0.123 W/kg; SAR(10 g) = 0.079 W/kg

Maximum value of SAR (measured) = 0.135 W/kg



0 dB = 0.135 W/kg = -8.70 dBW/kg