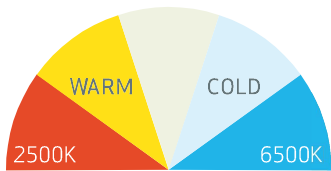


## MULTIMATCH 3

03.5653/03.5653AU/03.5653UK/03.5653US



ALL DAYLIGHT - 5 step

### Operating

5-step dimmer function and option to change between 5 colour temperatures (2500K-6500K). Press and hold power button 2 sec. to change between CCT and light output level.

**3**  
years  
warranty\*

PATENT PROTECTED



**Bluetooth®**  
Light control app



INCL. SPS BATTERY 4Ah  
ITEM NO. 03.6003




Power bank


\*go to [scangrip.com](http://scangrip.com) to register



Ultra high CRI+  
COB LED



450-4500lux  
@0.5m




3000lm@100%  
2250lm@75%  
1500lm@50%  
750lm@25%/300lm@10%

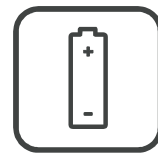


CCT

2500K/3500K/4500K  
/5500K/6500K



CRI 96+



11.1V / 4000 mAh  
Backup:  
7.4V/1000mAh




1.5-15h  
Backup:  
2h@10%/300lm



1.5h@80%



Max 30W



-10° to +40° C



IK07



IP67

Above specifications apply to the work light only



240x230x104 mm



1.97 kg



INCL. SPS CHARGER 35W  
ITEM NO. 03.6006  
INPUT: 100-240V AC 50/60HZ  
OUTPUT: 12.6V DC 2.8A  
CABLE: 5m 2x0.75mm² H05RN-F

Work light specifications

**WARNING**-Risk of fire  
Minimum distance from  
lighted objects 0.1m



## MULTIMATCH 3

### WARNING

- Always respect applicable legislation for working with electrical equipment in order to reduce the risk of accidents
- Avoid looking directly into the beam of light, as this will result in dazzling
- Do not use the lamp near a naked flame
- Protect the mains cable from oil, heat and sharp edges
- The light source of this luminaire is not replaceable; when the light source reaches its end of life the whole luminaire shall be replaced
- Luminaire is only suitable for direct mounting on non-combustible surfaces.
- The external flexible cable or cord of this luminaire cannot be replaced; if the cord is damaged, the luminaire shall be destroyed
- If the lamp is disconnected from mains and the battery is discharged, push the power button to enable internal back up battery. 10% LED will blink to indicate back up mode
- The red charging indicator lights up during charging
- The green charging indicator lights up when charging is completed.

### The process to delete the pin code is:

- Turn on the Bluetooth function
- Press the Bluetooth button for 10 second
- The pin code is reset

### Integrated BLUETOOTH light control

- Turn lamp on/off or adjust lamp output
- Connect up to 4 lamps together
- Adjust color temperature in steps from 2500k-6500k
- Assign pincode to prevent other users from controlling the lamp



Compliant with iPhone 5 or higher / Android 5.0 or higher. Go to iTunes App Store / Download the app from our website

### Power bank

- Built-in power bank with USB outlet to charge mobile devices
- Output: 5V, 1A

The power bank will automatically shut down when the battery pack is discharged or removed. When using the power bank while the power supply is connected, the luminous output will be reduced to 75%.



Discarded electrical products must not be disposed of together with household waste. Please use recycling facilities. Ask your local authority or retailer for advice on recycling.

- The battery must be removed from the device before it is broken up
- The device must be disconnected from the mains when the battery is removed
- Please dispose of the battery safely

---

This equipment has been tested and found to comply with the limits for a Class B digital device, pursuant to part 15 of the FCC Rules. These limits are designed to provide reasonable protection against harmful interference in a residential installation. This equipment generates, uses and can radiate radio frequency energy and, if not installed and used in accordance with the instructions, may cause harmful interference to radio communications. However, there is no guarantee that interference will not occur in a particular installation. If this equipment does cause harmful interference to radio or television reception, which can be determined by turning the equipment off and on, the user is encouraged to try to correct the interference by one or more of the following measures:

- Reorient or relocate the receiving antenna.
- Increase the separation between the equipment and receiver.
- Connect the equipment into an outlet on a circuit different from that to which the receiver is connected.
- Consult the dealer or an experienced radio/TV technician for help.

Caution: Any changes or modifications to this device not explicitly approved by manufacturer could void your authority to operate this equipment.

This device complies with part 15 of the FCC Rules. Operation is subject to the following two conditions: (1) This device may not cause harmful interference, and (2) this device must accept any interference received, including interference that may cause undesired operation.

The device has been evaluated to meet general RF exposure requirement.

---

**MANUFACTURER'S WARRANTY** - Information for customers in Australia and New Zealand only

This SCANGRIP product is guaranteed for a period of 2 (two) years from date of purchase. This guarantee shall become invalid if the product has been misused, tampered with or accidentally damaged. If the product is defective, we undertake to repair or replace the product or any part of it that is defective; or wholly or partly recompense you if they are defective.

This guarantee is in addition to other rights and remedies available to consumers, all of which are given by us to you if you are a consumer. Our goods come with guarantees that cannot be excluded under the Australian or New Zealand Consumer Law. You are entitled to a replacement or refund for a major failure and for compensation for any other reasonably foreseeable loss or damage. You are also entitled to have the goods repaired or replaced if the goods fail to be of acceptable quality and the failure does not amount to a major failure.

If you wish to make claim, please return this product to the original place of purchase together with your purchase receipt or go to our website [www.scangrip.com](http://www.scangrip.com) and fill out the claim form.

SCANGRIP.COM



DESIGNED BY  
SCANGRIP  
IN DENMARK



EU DESIGN PATENT NO. 5597010

V6/07.2020/WXF

---

// SCANGRIP A/S Rytterhaven 9 DK-5700 DENMARK  
Made in China