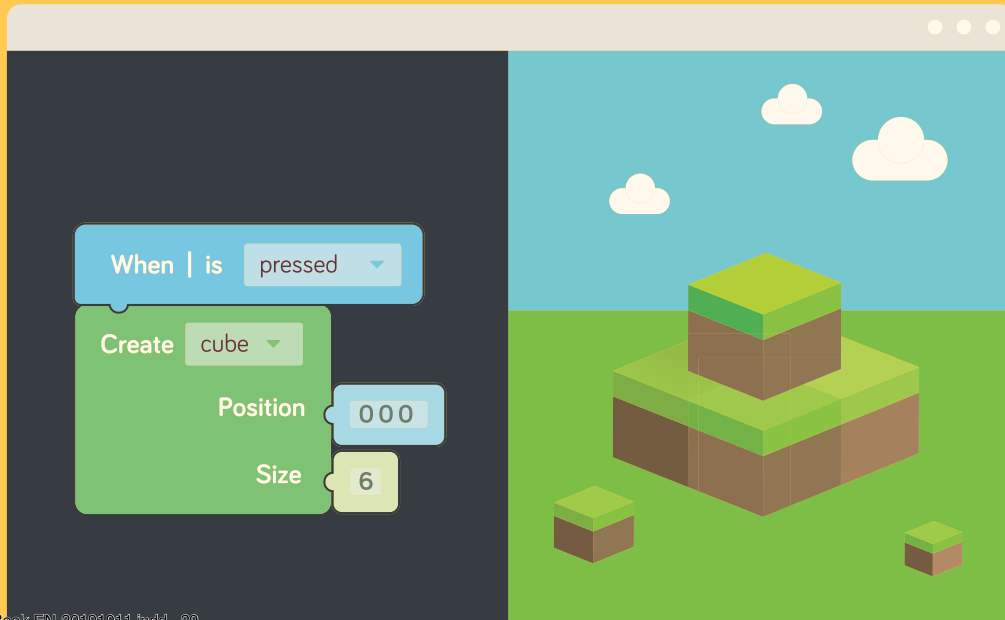




Kano Code


Make, learn, and play with technology. Level up and unlock coding powers.
Share your creations with the world





Make Art

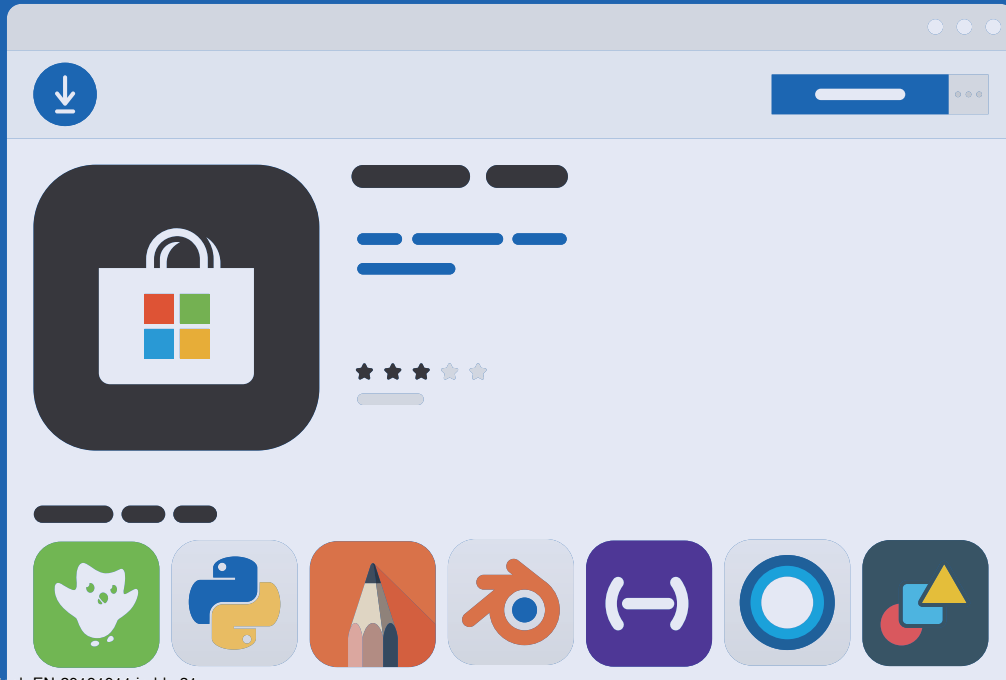
Learn to draw beautiful images with code





Microsoft Store

Download more fun and creative Windows apps for your computer from the store





Cool Things To Do



Hair



Color




Create a custom Kano avatar



Hey Cortana

Ask Cortana
a question



Make a 3D shape
in Paint3D







Put stickers on the case



Change wallpaper

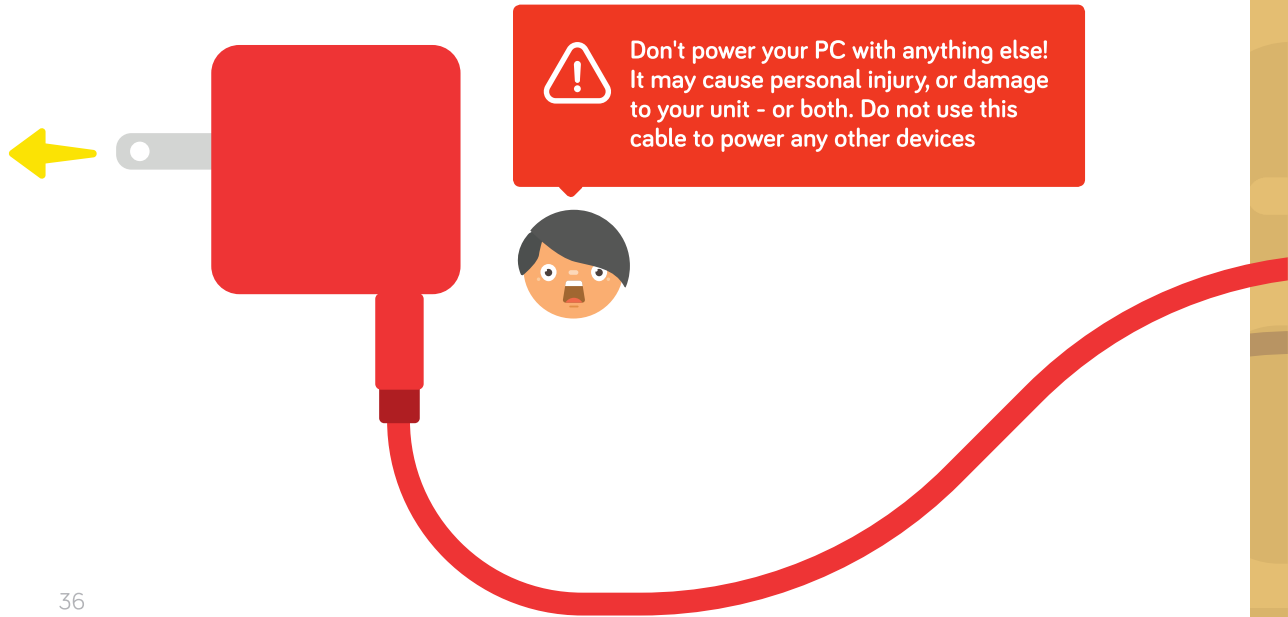




The white LED lights will tell you when your keyboard is connected () and the caps lock is on ()



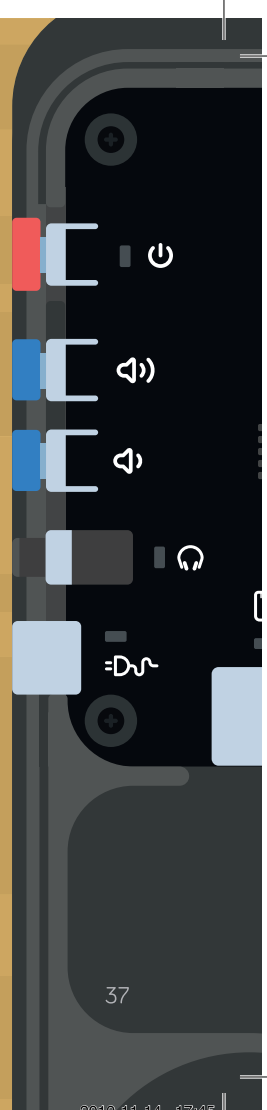
Battery power low? Charge your computer with the red PSU and the red charging cable. PSU stands for Power Supply Unit



Then plug the PSU into the wall and
the other end into your computer



Your USB-C cable is for
power only and not data






You can remove the touchscreen to use it without the keyboard

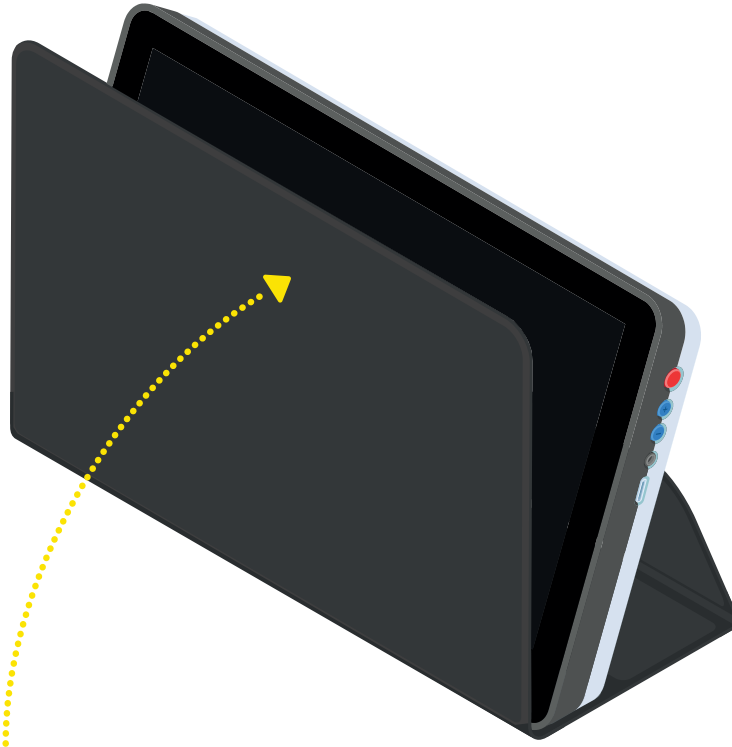


Oh, and it flips





To carry your computer, lift up the keyboard



Unfold the back stand, and cover your computer



Don't forget the elastic band!





Your keyboard has hidden powers



COPY



PASTE



QUIT



CUT



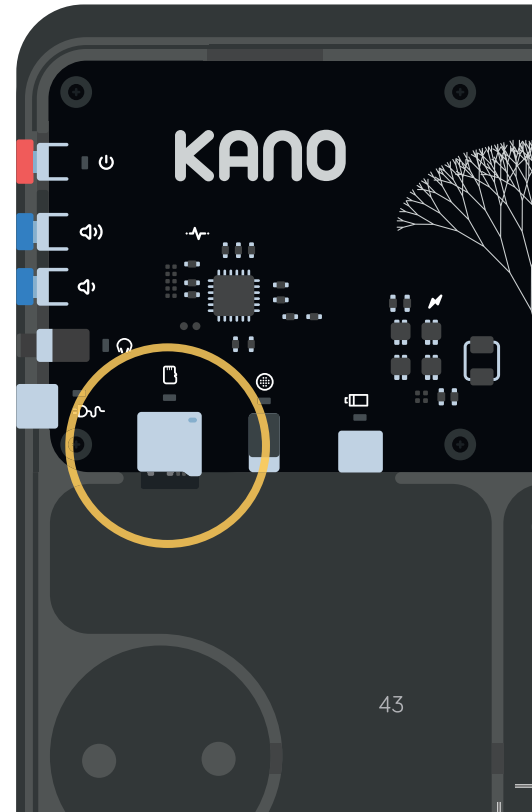
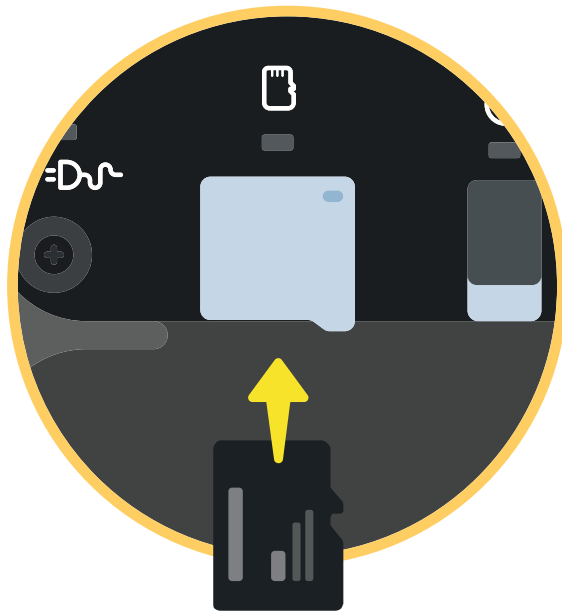
UNDO



NEW



Want to know a little secret? You can increase the storage by inserting your own SD card



Something not working? Get help fast at help.kano.me



Search these help codes

Computer start-up issues

KPC2

Wi-Fi troubleshooting

KPC3

Keyboard troubleshooting

KPC4

Warranty and replacement parts

KPC5

Need help?



help.kano.me

Help with anything from kits to coding

STAR
WARS


THE FORCE™

— CODING KIT —



Disney FROZEN II

► CODING KIT ◄



© Disney

47

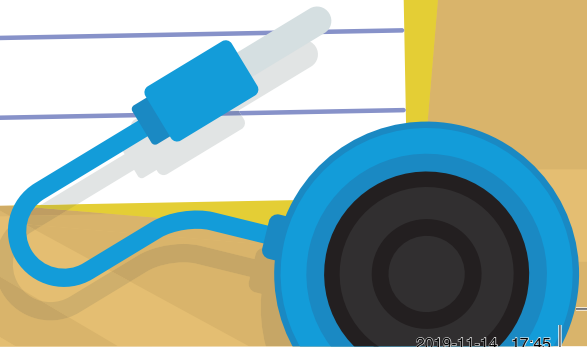
LOOK CLOSELY



WOW

You've just built
your own PC.
Now... what are
you going to create?







A Computer Anyone Can Make™
Anyone Can Make™

COPYRIGHT © KANO COMPUTING LTD 2019.
ALL RIGHTS RESERVED 19G904-01C

FCC statement

This device complies with Part 15 of the FCC Rules. Operation is subject to the following two conditions: (1) This device may not cause harmful interference, and (2) this device must accept any interference received, including interference that may cause undesired operation.

Caution: Changes or modifications not expressly approved by the party responsible for compliance could void the user's authority to operate the equipment.

NOTE: This equipment has been tested and found to comply with the limits for a Class B digital device, pursuant to part 15 of the FCC Rules. These limits are designed to provide reasonable protection against harmful interference in a residential installation. This equipment generates, uses and can radiate radio frequency energy and, if not installed and used in accordance with the instructions, may cause harmful interference to radio communications. However, there is no guarantee that interference will not occur in a particular installation. If this equipment does cause harmful interference to radio or television reception, which can be determined by turning the equipment off and on, the user is encouraged to try to correct the interference by one or more of the following measures:

- Reorient or relocate the receiving antenna.
- Increase the separation between the equipment and receiver.
- Connect the equipment into an outlet on a circuit different from that to which the receiver is connected.
- Consult the dealer or an experienced radio/TV technician for help.