



SAFETY PRECAUTIONS

- Do not operate during thunderstorms or rain.
- Avoid water, sand, and snow when operating car.
- Never operate your car on the street or highway.
- Do not submerge car or controller in water.
- Never operate your car in a confined or crowded area, and do not use people or animals as obstacles.
- Do not run your car into furniture, objects, or hard surfaces, as this will cause damage to both the objects and the car.
- Keep fingers, hair, and loose clothing away from the tires, gears, and motor while the car is switched to "ON."
- Do not leave car or transmitters near sources of heat or under direct sunlight for long periods of time.
- Do not leave car or transmitters outside overnight. Dampness is harmful to interior components.
- Remove all batteries when not in use to avoid accidental operation.
- Adult supervision is recommended when operating this car.

NOTE: This equipment has been tested and found to comply with the limits for a Class B digital device, pursuant to Part 15 of the FCC Rules. These limits are designed to provide reasonable protection against harmful interference in a residential installation. This equipment generates, uses, and can radiate radio frequency energy, and if not installed and used in accordance with the instructions, may cause harmful interference to radio communications.

BATTERY INSTALLATION SHOULD BE DONE BY AN ADULT. ONLY THE RECOMMENDED BATTERIES SHOULD BE USED. INSERT BATTERIES ACCORDING TO CORRECT POLARITIES (+ & - SIGNS). ALWAYS REMOVE EXHAUSTED BATTERIES. DO NOT MIX OLD AND NEW BATTERIES. DO NOT ATTEMPT TO RECHARGE NON-RECHARGEABLE BATTERIES. DO NOT MIX DIFFERENT TYPES OF BATTERY. REMOVE BATTERIES WHEN NOT IN USE FOR LONG PERIODS OF TIME. DO NOT PUNCTURE OR CUT THE PLASTIC TUBES, LIQUID MAY PERMANENTLY STAIN FURNITURE AND FABRICS. KEEP THE CHEMICALS CONTAINED. DO NOT EXPOSE TO EXCESSIVE HEAT, DIRECT SUNLIGHT OR FREEZE. USE WITH CLOSE ADULT SUPERVISION. AVOID CONTACT WITH EYES AND SKIN, IF CONTACT OCCURS RINSE IMMEDIATELY WITH WATER.

**CHASSIS REQUIRES 3x AA 1.5V BATTERIES (NOT INCLUDED)
REMOTE CONTROLS REQUIRES 3x AAA 1.5V BATTERIES (NOT INCLUDED)**

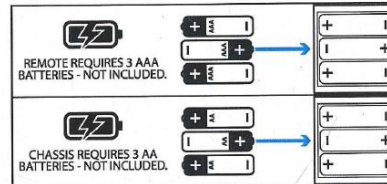
However, there is no guarantee that interference will not occur in a particular installation. If this equipment does cause harmful interference to radio or television reception, which can be determined by turning the equipment off and on, the user is encouraged to try to correct the interference by one or more of the following measures:

- Reorient or relocate the receiving antenna.
- Increase the separation between the equipment and receiver.
- Connect the equipment into an outlet on a circuit different from that of which the receiver is connected.
- Consult the dealer or an experienced radio TV technician for help.



WASTE ELECTRIC PRODUCTS SHOULD NOT BE DISPOSED OF WITH HOUSEHOLD WASTE. HELP THE ENVIRONMENT BY DISPOSING OF YOUR PRODUCT RESPONSIBLY. PLEASE USE DESIGNATED COLLECTION POINTS OR RECYCLING FACILITIES WHEN DISPOSING OF THE ITEM OR BATTERIES. CHECK WITH YOUR LOCAL AUTHORITY FOR RECYCLING ADVICE.

**TO REPLACE BATTERIES: REMOVE THE BATTERY PROTECTION TAB, UNSCREW THE SCREW OF BATTERY COMPARTMENT LID
DO NOT MIX OLD AND NEW BATTERIES. DO NOT MIX ALKALINE, STANDARD (CARBON-ZINC), OR RECHARGEABLE BATTERIES.**



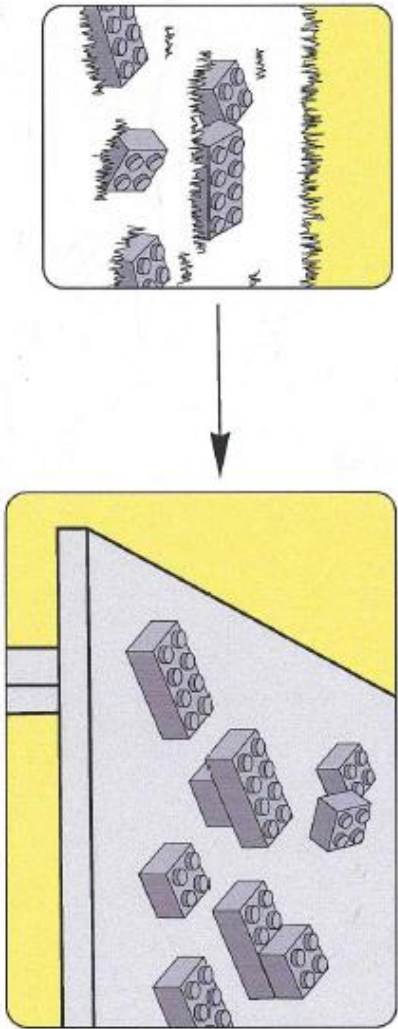
This device complies with Part 15 of the FCC Rules. Operation is subject to the following two conditions: (1) This device may not cause harmful interference, and (2) this device must accept any interference received, including interference that may cause undesired operation.

Item No.: US35-0094/MEN
FCC ID: 2ATYAU350094

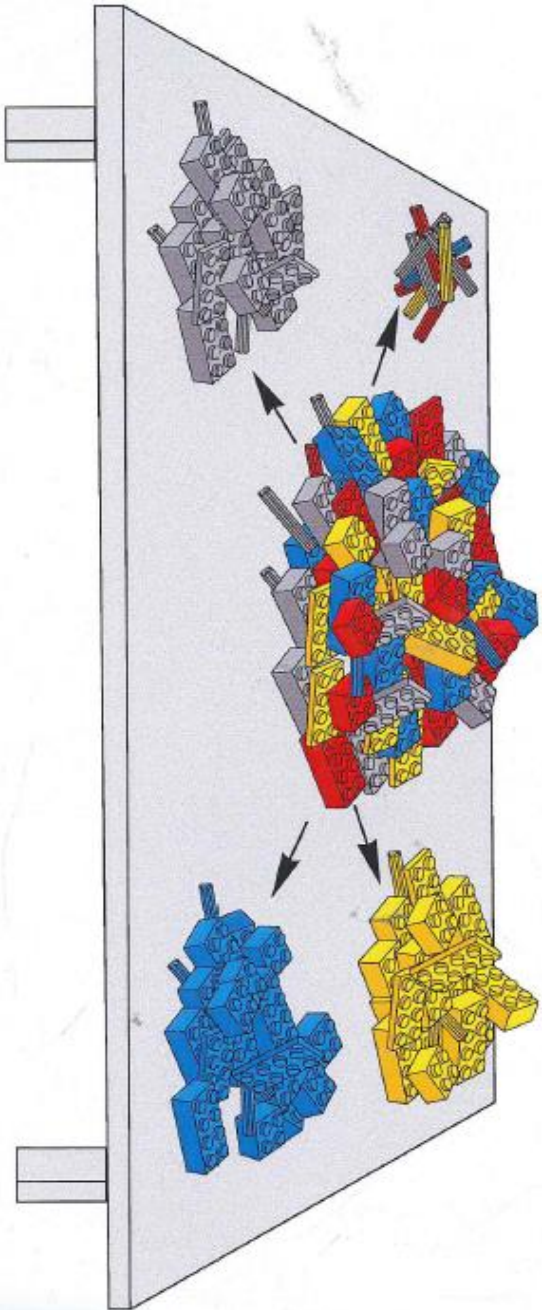


Changes or modifications not expressly approved by the party responsible for compliance could void the user's authority to operate the equipment.

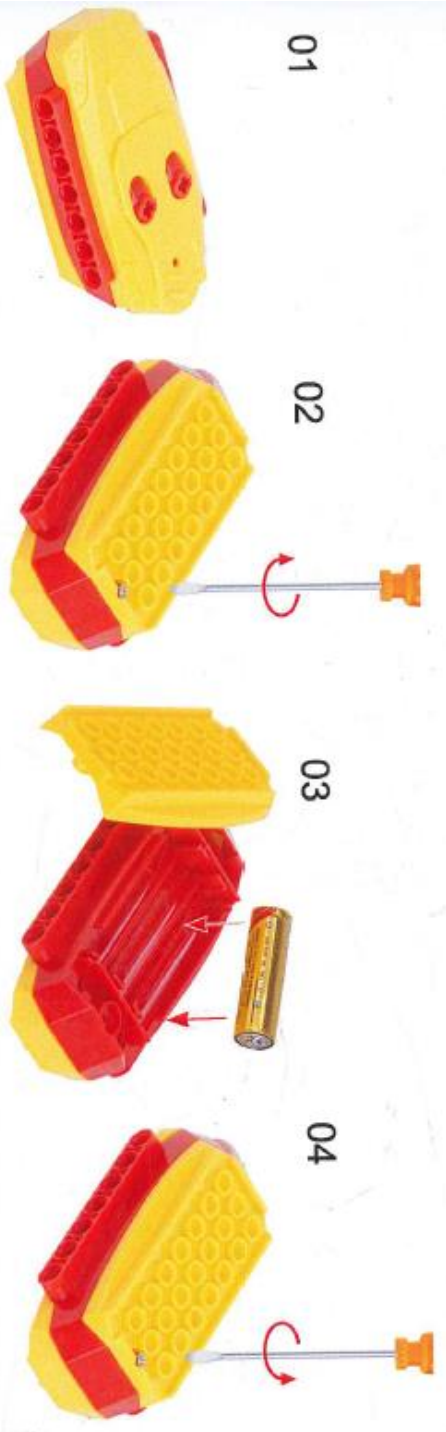
1




2



01



REMOTE CONTROL REQUIRES 3 x AAA 1.5V BATTERIES (NOT INCLUDED).
GREY CHASSIS REQUIRES 3 x AAA 1.5V BATTERIES (NOT INCLUDED).



02



1




2




3



4



03



x4

BUILD OPTION 1




5

6



7

8



04