




EXHIBIT 2 - EUT EXTERNAL PHOTOGRAPHS

<p>EUT View 1</p>	 <p>Two white, rectangular components are shown on a blue textured background. A black ruler with white markings is positioned vertically to the left of the components. The top component is smaller and oriented horizontally. The bottom component is larger and oriented vertically, with the text "U10T" printed on its surface. The ruler shows markings from 0 to 100 mm.</p>
<p>EUT View 2</p>	 <p>A single white, rectangular component is shown on a blue textured background. A black ruler with white markings is positioned vertically to the left of the component. The component is oriented vertically and has the text "U10T" printed on its surface. The ruler shows markings from 0 to 100 mm.</p>

<p>EUT View 3</p>	
<p>EUT View 4</p>	