

FCC STATEMENT:
This device complies with Part 15 of the FCC Rules. Operation is subject to the following two conditions:
(1) This device may not cause harmful interference, and
(2) This device must accept any interference received, including interference that may cause undesired operation.
Warning: Changes or modifications not expressly approved by the party responsible for compliance could void the user's authority to operate the equipment.
NOTE: This equipment has been tested and found to comply with the limits for a Class B digital device, pursuant to Part 15 of the FCC Rules. These limits are designed to provide reasonable protection against harmful interference in a residential installation. This equipment generates uses and can radiate radio frequency energy and, if not installed and used in accordance with the instructions, may cause harmful interference to radio communications. However, there is no guarantee that interference will not occur in a particular installation. If this equipment does cause harmful interference to radio or television reception, which can be determined by turning the equipment off and on, the user is encouraged to try to correct the interference by one or more of the following measures:
Reorient or relocate the receiving antenna.
Increase the separation between the equipment and receiver.
Connect the equipment into an outlet on a circuit different from that to which the receiver is connected.
Consult the dealer or an experienced radio/TV technician for help.
FCC Radiation Exposure Statement:
This equipment complies with FCC radiation exposure limits set forth for an uncontrolled environment. This equipment should be installed and operated with minimum distance 20cm between the radiator & your body.

Common product faults

Phenomenon	Cause	Remedy
Cannot start charging	1. The power supply does not meet requirements. 2. Unstable connection of power interface. 3. The charging distance is out of range. 4. There are other metal objects in the charging area.	1. Replace the adapter that match. 2. Reinsert the power socket. 3. Using within the specified distance. 4. Remove metal foreign bodies
Charging is slow	The temperature of product is too high	1. Keep reasonable space for heat dissipation 2. Please wait until the temperature drops to room temperature before using the device

Hazardous Substance Declaration

This mark is the product pollution control mark, the number of which represents the environmental service life. In this period of time, under normal conditions of use harmful substances will not cause greater pollution to the environment or damage to human life and property.

Name of parts	Hazardous substance					
	Lead (Pb)	Mercury (Hg)	Cadmium (Cd)	Hexavalent Chromium (Cr(VI))	Polybrominated Biphenyls (PBB)	Polybrominated diphenyl ethers (PBDE)
Electronic components	×	○	○	○	○	○
Plastic casing	○	○	○	○	○	○
Electroplated aluminum alloy parts	○	○	○	○	○	○
Non-electroplated metal parts	○	○	○	○	○	○
Double faced adhesive tape	○	○	○	○	○	○
Synthetic cork	○	○	○	○	○	○
Silicon parts	○	○	○	○	○	○

This form is in term of Stipulation SJ/T 11364
 O It means that the content of the harmful substance in a part of the part is lower than the limit requirements specified in GB/T 26572.
 X It means that the content of the harmful substance in a part of the part exceeds the limit requirements specified in GB/T 26572.

Product Warranty

The warranty services of repair, exchange and return are provided for wireless charger products in strict accordance with the provisions of Consumer Rights Protection Law of the People's Republic of China and Product Quality Law of the People's Republic of China.

The service contents are as follows:
 1. If any performance fault occurs in the product within 7 days from the day following the purchase (signature for receipt), you can enjoy the return or exchange services free of charge after testing and confirmation by the after-sales service center;
 2. If any performance fault occurs in the product within 8-15 days from the day following the purchase (signature for receipt), you can enjoy exchange or repair services free of charge after testing and confirmation by the after-sales service center;
 3. If any performance fault occurs in the product within 1 year from the day following the purchase (signature for receipt), you can enjoy repair services free of charge after testing and confirmation by the after-sales service center;

Non-warranty Provisions
 The warranty services of repair, exchange and return are not provided in one of the following cases, and only repair is provided for a fee;
 1. Damage is caused by consumers due to improper use, repair and storage;
 2. Damage is caused due to the repairs not performed by authorized service providers designated by the Company;
 3. No valid warranty services or invoices or proof of purchase can be provided;
 4. Damage is caused due to force majeure.

Manufacturer: GCTeq Wireless (Shenzhen) Co., Ltd
 Website: <http://www.gcteq.com>

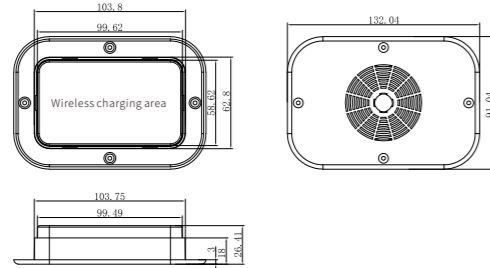
Checked
 Certificated of qualification



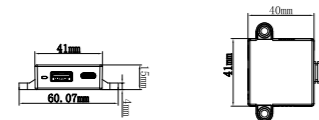
GF-01PRO-TC-29V
 UserManual

Introduction

Main body

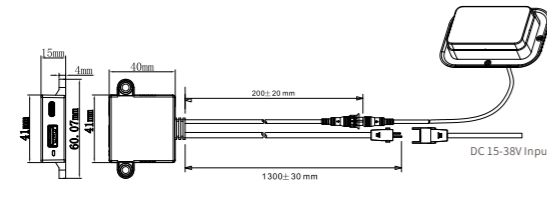


Socket



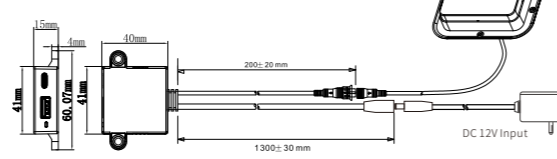
Applications

GF-01Pro-TC-29V



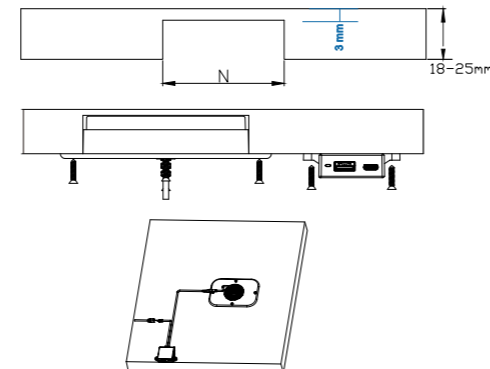
Applications

GF-01Pro-TC-12V



Installation

1. Installation instructions:
1. The product is suitable for the table board with thickness of 18-25mm.
2. Drill blind holes under the table and keep 3mm thick on the top of the table.
3. The size of blind hole is 105*65mm.
4. Place the product into the blind hole, place socket into reasonable position, and lock them under the table with screws.
5. Connect all wiring ports of the product and connect the to Power source.



Specifications

Product name	Hidden Wireless Charger	
Model	GF-01PRO-TC-29V	
Input	DC 29V	
Wireless charger	Output	10W Max, compatible with 10W/7.5W/5W
	Transmission distance	3-8mm(coil-coil)
Output of Type-C	10W Max	Totally 10W when A+C output simultaneously
	10W Max	
Protection	Overcurrent, overvoltage, short circuit, FOD	
Dimensions(Main body)	132mm×91mm×26.4mm	
Dimensions(socket)	60mm×40mm×15mm	

Indicator

	color	power on	standby	charging (wireless)	faulty
description	blue	Light for 5 seconds and then turn off	off	on	flashing

Matters need attention

Please read and follow the instructions carefully before installing and using this product:
 1. Please make sure power adapter of this product meets safety requirements.
 2. Make sure there are no metal objects between the wireless charger and the mobile phone while phone is charging, to prevent metal objects from being heated by mistake.
 3. Please do not place magnetic cards such as bank cards and corporate cards in the charging area to avoid damaging.
 4. In order to get a better wire-free charging, please do not exceed the maximum charging distance of the product.
 5. Please do not use this product on the table board of metal.
Performance features:
 1. This product owns unique installation alignment design, which is accurate and fast to provide better user experience.
 2. Suitable for the table board with thickness of 18-25mm.
 3. Build-in three coils.
 4. Support all Qi wireless charging mobile phones, and is compatible with Apple 7.5W, Samsung 10W and other mainstream wireless fast charging protocols.
 5. Includes USB-A+USB-C wired charging interface.

材质工艺要求:

材质: 普通书写纸

工艺: 单色双面印刷、风琴折

印刷要求: 色相正确、印迹牢固、套印准确、各色套印不漏杂色、套印误差≤0.1mm

说明书边角为直角、不做R角

说明: 色相正确、印迹牢固、套印准确、各色套印不漏杂色、套印误差≤0.1mm