

4. Attention

1) Please take off shoes and socks and keep your bare feet in touch with the electrodes when taking Body Weight, BMI, BFR, Muscle, Moisture, Bone mass, BMR, Visceral fat, Protein rate, Body age, Standard weight, Body Fat measurement.

2) Please check the batteries if the scale malfunctions. Change new batteries if necessary.

3) Please use soft tissue with alcohol or glass cleaner to clean the surface if it is dirty. No soap or other chemicals. Keep it away from water, heat and extreme coldness.

4) The scale is high precision measuring device. Never jump or stomp on the scale or disassemble it and please handle it carefully to avoid breaking when moving it.

5) The scale is for family use only and not suitable for professional use. Body Weight, BMI, BFR, Muscle, Moisture, Bone mass, BMR, Visceral fat, Protein rate, Body age, Standard weight, Body Fat measured are for reference only. You should consult a doctor when you undertake any diet or exercise program.

Caution: Slippery when wet ! The scale platform maybe pretty slippery when wet, thus please make sure both the scale platform and your feet are dry before use. Never step on the scale platform with wet foot



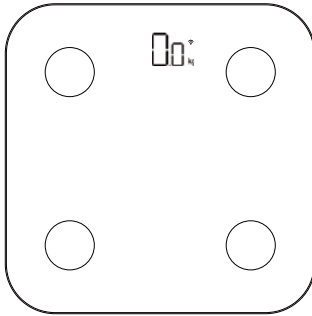
SMART WI-FI BODY FAT SCALE USER MANUAL

**Please read the instruction manual
carefully before using the product**

Thank you for purchasing Smart body fat scale. Get started using your new devices by downloading TuyaSmart, one convenient app that manages everything straight from your phone. Easily connect to your home Wi-Fi and control multiple devices from the touch of your fingertips

What's in the Box

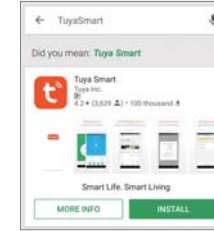

- Smart body fat scale
- User Manual ×1



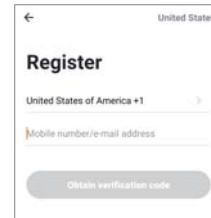
Get Ready

- Know your Wi-Fi network and password
- Make sure your mobile device is running iOS® 8 or higher or Android™ 4.1× or higher
- Make sure you're connecting to a 2.4GHz Wi-Fi network (It can't connect to 5GHz networks)

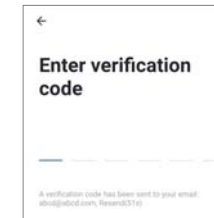
1 Download the TuyaSmart app from App Store or Google Play.



2 Register an account on your TuyaSmart app



STEP 1.
Enter your mobile phone number or email address.



STEP 2.
Enter the verification code and create a password.

3 Add device

- Open TuyaSmart APP, click “+” on the top right corner of the page “HOME”, then select “Smart body fat scale”.
- Make sure the indicator light on the device is flashing red quickly .



- Read the instruction ,click the "Body fat scale",then click "Confirm indicator rapidly blink"




- Enter your “Wi-Fi network and password”, click “OK”.



- When the indicator light on the device turns from flashing red light to steady green light, the network configuration is complete.



- After the connection is successful, click "Done" to go to the user selection interface.



- Click to select the user.
- Set the user's personal information and save your information.
Remark: Please kindly fill in the true height, age and gender. Otherwise, the measured data will not be accurate.

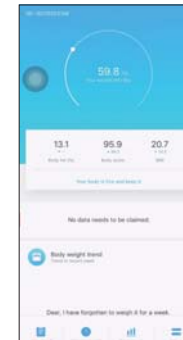


*Please refer to the specific APP interface if there are any difference.

- When the measurement is completed on the device, this interface will display a weight data.
- Click on "claim" to get your full measured body data.

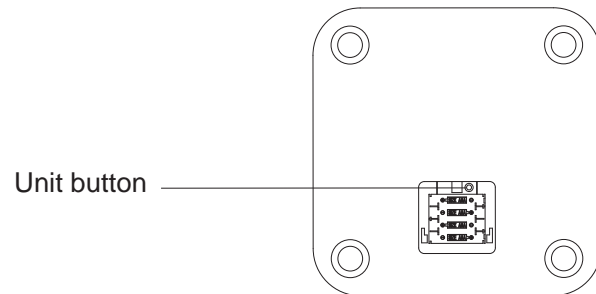


- Click on the "data detail" in the lower left corner to browse to your comprehensive body detail as picture.



4 Unit

If users want to change units, please click <Set up>--<Unit switching> to select weight unit :kg/lb/st




What if the WiFi indicator doesn't flash when the device is connected?
Press the Reset Unit button (Pictured above) for several seconds until
Smart body fat scale displays the icon on the right



ERROR ICON OF THE SCALE

Overload Or Measure In Error Operations:

the LED will indicate "Err", when scale is over max capacity. Please remove the weight to avoid any damage.



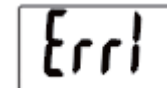
Low Battery : The LED will indicate "Lo" , Please open the battery cover and replace the new battery with correct way.



Faulty Measurement:

Measurement fail indicates "Err1", for below 2 conditions:

- 1.Body fat percentage is less 5% or over 50%,
- 2.Unsuccessful test



Frequently Asked Questions

1 Can I share with family and friends?

Yes, you can share your scales with family and friends who will have access to view the camera and control your bulbs, plugs, and other devices. In the app, press the Profile button and click on the “Home Management” button, and you will be able to give or revoke sharing permissions. In order to share, the other user should already have downloaded the app and registered a new account.

2 What's the Wireless Range?

The range of your home Wi-Fi is heavily dependent on your home router and the conditions of the room. Check with your router specifications for exact range data.

3 The device appears offline or unreachable?

Make sure your Wi-Fi router is online and in range. Make sure you have the latest app functionality by clicking “Check for firmware update” in your device settings.

4 Cannot connect to your Wi-Fi network.

Make sure you entered the correct Wi-Fi password during the Wi-Fi setup. Check whether there are any Internet connection problems. If the Wi-Fi signal is too weak, reset your Wi-Fi router and try again.

5 How many scales can I control?

TuyaSmart app can control an unlimited amount of devices in an unlimited amount of locations. Your router may have a limit of how many devices can be connected to one router.

System Requirements

- Mobile device running iOS® 8 or higher or Android™ 4.1x or higher
- Existing Wi-Fi Network

Technical Specifications

- Product size: 280x280x25 mm
- Capacity: 180kg D= 0.1kg
- Power:4x1.5V AAA batteries
- 6mm tempered safety glass platform
- Wi-Fi: IEEE 802.11b/g/n, 2.4GHz(not compatible with 5GHz Wi-Fi networks)

OPERATION

A.How to measure Body weight

If you don't connect WIFI, then stand on the scale, the scale will only measure your body weight. Please follow

Below step:

- 1)Please use the scale on the hard & flat surface. Don't use on the carpet or soft surface.
- 2)Carefully step on the platform of the scale. Stand as stationary as possible until the weight reading is shown and locked on the LED
- 3)The scale will be automatically off if without further operation

FCC Caution:

This device complies with part 15 of the FCC Rules. Operation is subject to the following two conditions: (1) This device may not cause harmful interference, and (2) this device must accept any interference received, including interference that may cause undesired operation.

Any Changes or modifications not expressly approved by the party responsible for compliance could void the user's authority to operate the equipment.

Note: This equipment has been tested and found to comply with the limits for a Class B digital device, pursuant to part 15 of the FCC Rules. These limits are designed to provide reasonable protection against harmful interference in a residential installation. This equipment generates uses and can radiate radio frequency energy and, if not installed and used in accordance with the instructions, may cause harmful interference to radio communications. However, there is no guarantee that interference will not occur in a particular installation. If this equipment does cause harmful interference to radio or television reception, which can be determined by turning the equipment off and on, the user is encouraged to try to correct the interference by one or more of the following measures:

- Reorient or relocate the receiving antenna.
- Increase the separation between the equipment and receiver.
- Connect the equipment into an outlet on a circuit different from that to which the receiver is connected.
- Consult the dealer or an experienced radio/TV technician for help.

The device has been evaluated to meet general RF exposure requirement. The device can be used in portable exposure condition without restriction.