






EXHIBIT 2 - EUT EXTERNAL PHOTOGRAPHS


<p>EUT View 1</p>	 A photograph showing a dark, rectangular Electronic Under Test (EUT) component on a grey surface. A yellow measuring tape is placed around the component to indicate its dimensions. A small black object, possibly a pen or a scale marker, is placed to the right of the component for scale.
<p>EUT View 2</p>	 A photograph showing the same dark, rectangular EUT component from a different angle. A yellow measuring tape is placed around the component to indicate its dimensions. The background is the same grey surface.

<p>EUT View 3</p>	
<p>EUT View 4</p>	

EUT View 5



EUT View 6



EUT View 7



EUT View 8

