

SP611E Bluetooth Music Pixel LED Controller

1. Features:

1. Supports both APP control and IR remote control;
2. Support automatic device connection and automatic re-connection when the APP turns on;
3. Support multiple devices grouping control;
4. Multiple sound collection methods: phone mic, player streaming, on-board mic;
5. Support modifying the device name, calibrate the RGB channel sequence, and timer function;
6. Compatible with the common single-line LED driver IC on the market, can drive up to 600 pixels;
7. Built-in 142 dynamic effects, effect length adjustable, with favour effects collecting function;
8. Built-in 18 music effects, effect length adjustable, sensitivity adjustable;
9. DC5~24V wide voltage input, the power supply has anti-reverse connection function;
10. Automatic saving function for setting parameters.







2. App Functions:

SP611E supports being controlled by APP, both IOS and Android version are available;
 Apple devices are required IOS 10.0 or later, Android devices are required Android 4.4 or later;
 you can search "SceneX" in the App Store or Google Play to find the app,
 or scan the QR code to download and install.



























App Operations:


- Open the App and click the  on the upper right corner of the homepage, add devices by scanning for devices, or creating a group of multiple added devices;
 Click on an individual device in the device list to access the control page to control the device individually;
 Click on a group in the group list to enter the control page to control all devices in the group at the same time;
- User can modify the device name and calibrate the RGB channel sequence by clicking  on the upper right corner of the operation page.
- User can set up to five timing events by clicking on  in the upper right corner, please note that all set timing events will be deleted when the controller is powered off.
- In the effects page, there are a variety of music effects and non-music effects, users can set speed, brightness color and effect length for a specific effect.

Note: User can find more detailed information and help by clicking the  button in the top right corner.

3.RF Remote Functions:

											
ON	OFF	16 Static colors		Rianbow	Meteor	Stars	Fire	Mode +	Mode -	Favorite Mode +	Favorite Mode -
											
All Auto	Favorite Auto	Speed +	Speed -	Bright ness-	Bright ness+	Length +	Length -	Music Mode +	Music Mode -	Music Auto	Change Color

4.Button Functions:

On/Off button  : Turning on or off the LED light;

Mode button **M** : Switching the effects;

Speed button **S** : Adjusting the speed of the non-music effects.

5. Technical Parameters:

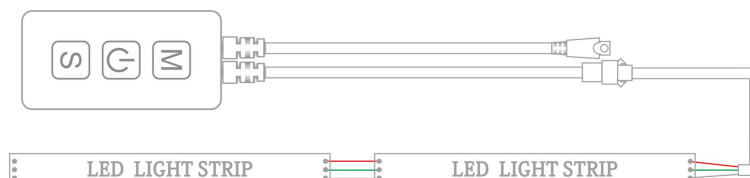
Working temperature:-20℃~60℃

Working voltage:DC5V~24V

Dimensions:60mm*30mm*14mm(not including the wires)

Operating current:5mA~18mA

6. Wire Connection:



FCC Warning

This device complies with part 15 of the FCC rules. Operation is subject to the following two conditions: (1) this device may not cause harmful interference, and (2) this device must accept any interference received, including interference that may cause undesired operation.

Changes or modifications not expressly approved by the party responsible for compliance could void the user's authority to operate the equipment.

NOTE: This equipment has been tested and found to comply with the limits for a Class B digital device, pursuant to part 15 of the FCC Rules. These limits are designed to provide reasonable protection against harmful interference in a residential installation. This equipment generates uses and can radiate radio frequency energy and, if not installed and used in accordance with the instructions, may cause harmful interference to radio communications. However, there is no guarantee that interference will not occur in a particular installation. If this equipment does cause harmful interference to radio or television reception, which can be determined by turning the equipment off and on, the user is encouraged to try to correct the interference by one or more of the following measures:

- Reorient or relocate the receiving antenna.
- Increase the separation between the equipment and receiver.
- Connect the equipment into an outlet on a circuit different from that to which the receiver is connected.
- Consult the dealer or an experienced radio/TV technician for help.

Radiation Exposure Statement

This equipment complies with FCC radiation exposure limits set forth for an uncontrolled environment. This equipment should be installed and operated with minimum distance 20cm between the radiator and your body.