

# 1. TEST SETUP PHOTOGRAPHS

Photo of Radiated Emissions Measurement




Fig. 1




Fig. 2

Test Setup Photo(s) of Conducted Emissions Measurement




Fig. 3