


SP668E Instructions

SP668E SPI RGB BT LED Controller



1. Brief:

SP668E SPI RGB BT LED Controller. Supports App and 2.4G RF remote control. App offers an intuitive visual UI for lighting effects, powerful customization features, and a personalized scene collection design, fully meeting your needs for a customized lighting atmosphere.

2. Features:



Supports two convenient control methods: App control and 2.4G RF remote control.



A brand-new scene-based App UI design with visualized lighting effect previews for a unique visual experience.



Includes highly creative dynamic effects, versatile DIY options, and lively music effects.



Features personalized scene collection, supports loop playback, and allows setting playback time.



Supports multi-device group management and automatic device reconnection.



Supports OTA updates, ensuring your device stays with the latest features and improvements.



Support timed power ON/OFF.

3. BanlanX App:



- SP668E supports App control for iOS and Android devices.
- Apple devices require iOS 10.0 or higher, and Android devices require Android 4.4 or higher.
- You can search "BanlanX" in App Store or Google Play to find the App, or scan the QR code to download and install.


- **App operation:**

- **Register and Login:**

Click on the upper right corner of the page "Sigh up" → Fill in the required information → Registration success → Login

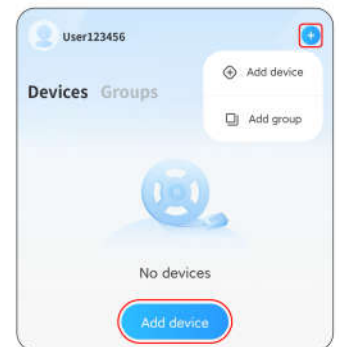
Note:

Click "Sign in without account" → Enter Guest Mode (some features may be limited).





- **Add Device:**

After registering successfully, Add device in **Add device** or **+** → Searching page → Select the device → Finish adding

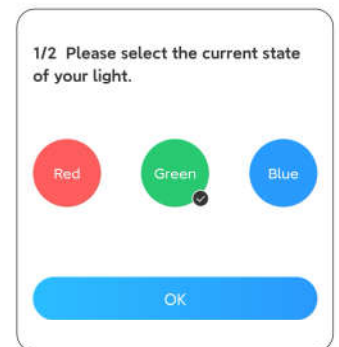


- **Color Correction:**

Click the  icon in the upper right corner of the control interface →  Color Correction → Select the corresponding color button based on the actual color shown by the LED → Correction completed

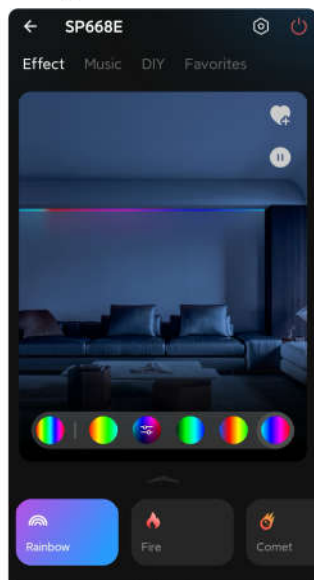
Note:

Due to differences in the LED, if the UI color does not match the actual light, calibration is required.

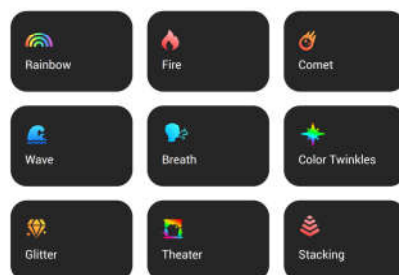


- **Control Lighting Effect:**

- 1. **Dynamic Effects:**



Click the effect icons at the bottom to choose different dynamic effects.



Up to 30 dynamic effects.

- **Single color settings:**



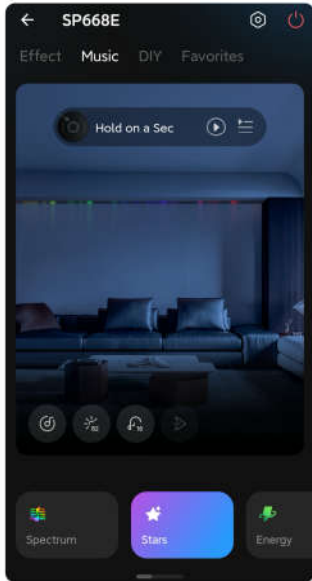
- **Color adjustment settings:**




- **Gradient color settings:**



2. Music Effects:



Click the effect icons at the bottom to choose different music effects.



- Music collection methods:



- Set sensitivity:




- Adjusts brightness:



3. DIY Effects:



Click the effect icons at the bottom to choose different DIY effects.



Up to 13 DIY effects.

- Zoom in/out:



- Speed adjustment:



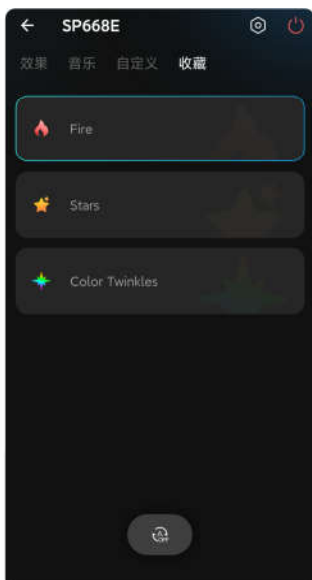
- Solid/Gradient color toggle:




- Set effect direction:

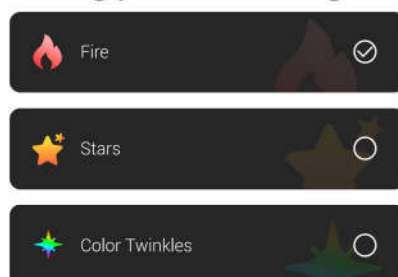


4. Favorites:



At the top right of any effect screen, click the  icon to add the current effect to the favorites list.

- Long press to manage:



- Loop playback ON/OFF:



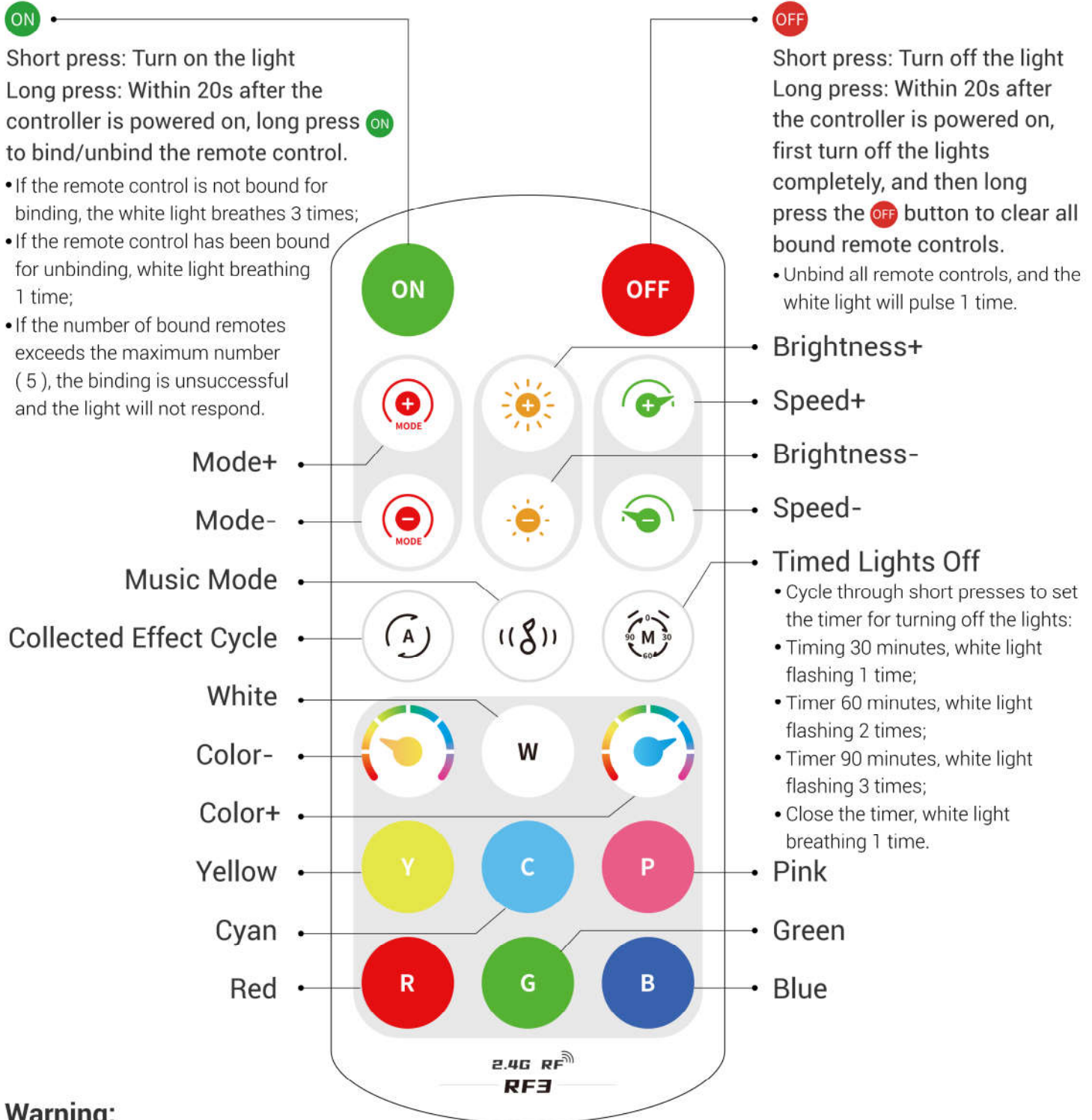
- Adjusts loop playback interval:



4. Work With 2.4G Remote Control:

The 2.4G remote control model (RF3) compatible with SP668E:

- Support one-to-many control, one remote control can control multiple controllers;
- Support many-to-one control, each controller can bind up to 5 remote controls.



Warning:

- Ensure the batteries are installed correctly according to polarity (+ and -);
- Remove and immediately recycle or dispose of batteries from equipment not used for an extended period of time according to local regulations;
- Always completely secure the battery compartment. If the battery compartment does not close securely, stop using the product, remove the batteries, and keep them away from children.

5. Technical Parameters:

● Controller Parameters

Working Voltage: DC5V~24V	Data Type: SPI
Working Current: 14mA~20mA	IC Type: Single-wire RZ RGB LED driver IC
Working Temp: -10°C~60°C	MAX Pixels: 600
Dimension: 56mm*21mm*12mm (Not including the wires)	

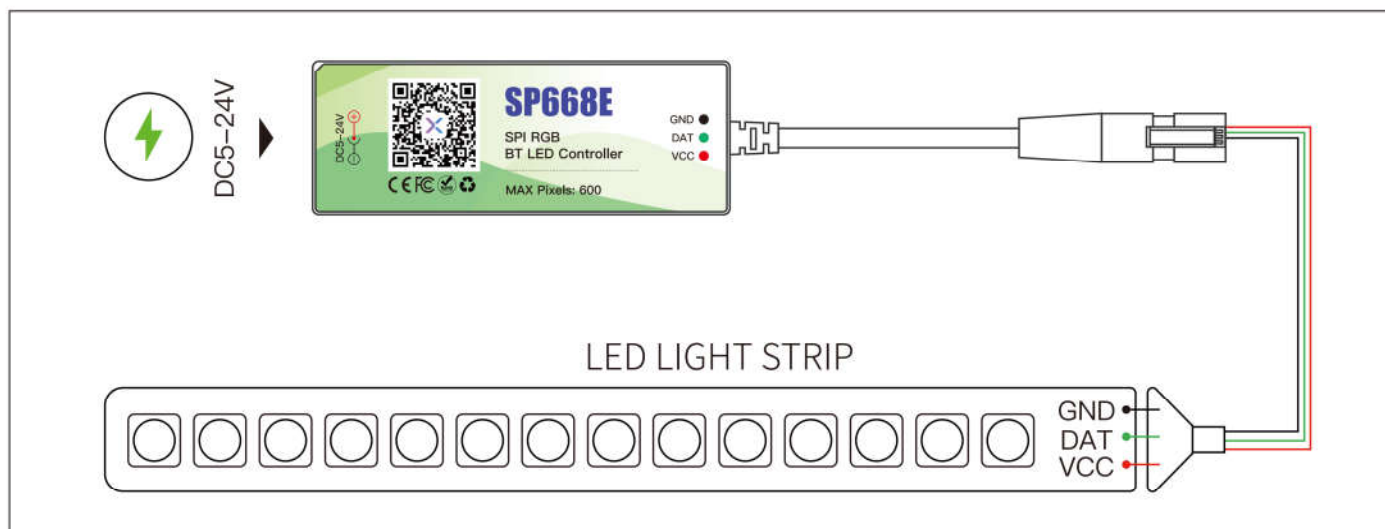
Note: Restore Factory Settings

To hard reset to factory settings, plug and unplug the power supply 5 times consecutively (with each power -on lasting 2 seconds before turning off).

● Remote Control Parameters

Working Voltage: 3V(CR2025)	Static Current: 4uA
Transport: 2.4G	Remote Distance: 30M (Open space)
Dimension: 103mm*45mm*8.5mm	

6. Wiring:



FCC Statement

This equipment has been tested and found to comply with the limits for a Class B digital device, pursuant to part 15 of the FCC Rules. These limits are designed to provide reasonable protection against harmful interference in a residential installation. This equipment generates, uses and can radiate radio frequency energy and, if not installed and used in accordance with the instructions, may cause harmful interference to radio communications. However, there is no guarantee that interference will not occur in a particular installation. If this equipment does cause harmful interference to radio or television reception, which can be determined by turning the equipment off and on, the user is encouraged to try to correct the interference by one or more of the following measures:

- Reorient or relocate the receiving antenna.
- Increase the separation between the equipment and receiver.
- Connect the equipment into an outlet on a circuit different from that to which the receiver is connected.
- Consult the dealer or an experienced radio/TV technician for help.

Caution: Any changes or modifications to this device not explicitly approved by manufacturer could void your authority to operate this equipment.

This device complies with part 15 of the FCC Rules. Operation is subject to the following two conditions: (1) This device may not cause harmful interference, and (2) this device must accept any interference received, including interference that may cause undesired operation.

RF Exposure Information

This equipment complies with FCC radiation exposure limits set forth for an uncontrolled environment. This equipment should be installed and operated with minimum distance 20cm between the radiator and your body.