

**PLECO SENSOR UNIT (SU) EXTERNAL PHOTOS**

**October 20, 2019**

**Subject: Nudge Systems - FCC ID: 2ATURPW2S**  
**FRN: 0028614873 - EIN: 475343663 – ISED: 25251-PW2**  
**FCC Grantee Code: 2ATUR**  
**FCC Grantee Code Registration Number: GC741333**

**To:**

**Compliance Testing**  
**John Reynolds, TCB Manager**  
**1724 S. Nevada Way**  
**Mesa, AZ 85204**  
**(P) 480.926.3100 / (F) 480.926.3598**  
**[JohnR@ComplianceTesting.com](mailto:JohnR@ComplianceTesting.com)**

**From:**

**Nudge Systems**  
**Ana Pedreiro, President**  
**230 Oak Ct.**  
**Menlo Park, CA 94025**  
**phone. 650-799-6101**  
**[anapedreiro@comcast.net](mailto:anapedreiro@comcast.net)**

## 1. PLECO PRODUCT PHOTOS FOR FCC CERTIFICATION

The Pleco product consists of a Display Unit (DU) and a Sensor Unit (SU) as shown in Figure 1. Both units are required for operation.




Fig. 1: Pleco product: Display Unit (DU) and Sensor Unit (SU)

## 2. SENSOR UNIT (SU) PHOTOS – EXTERNAL FCCID: 2ATURPW2S

The Sensor Unit (SU) consists of a Sensor and Attachment Band, a Battery Enclosure and Antenna. Figures 2a and 4b show the Sensor Unit (SU) with the antenna stowed and deployed respectively. Industrial adhesive is used to secure the antenna SMA connector in place preventing user removal of the antenna without damage to the system.

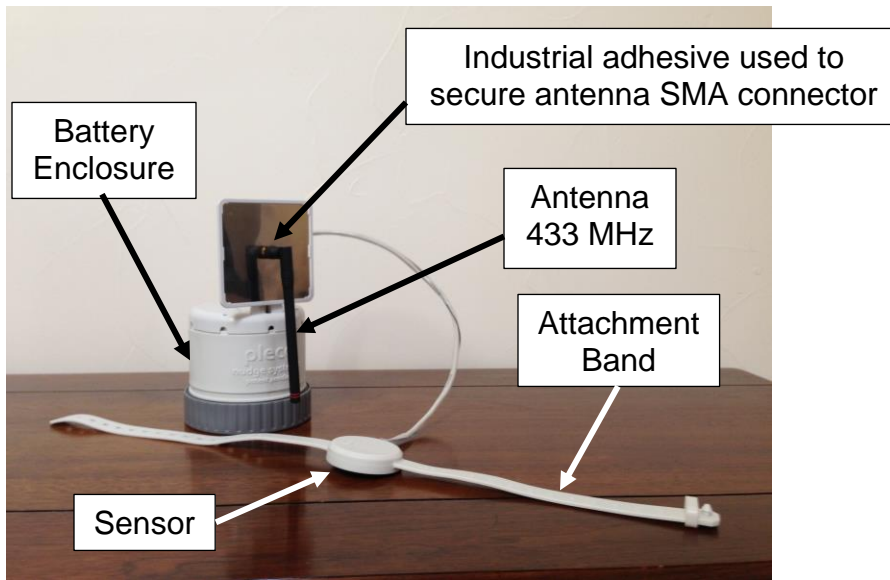


Fig. 2a: SU with stowed antenna




Fig. 2b: SU with deployed antenna

Figures 2c through 2h show the various external views of the Sensor Unit (SU).



Fig. 2c: SU Front view



Fig. 2d: SU Back view



Fig. 2e: SU Side view



Fig. 2f: SU Side view



Fig. 2g: SU Top view



Fig. 2h: SU Bottom view

### 3. PLECO PRODUCT – MAIN DIMENSIONS

The Pleco product consists of a Display Unit (DU) and a Sensor Unit (SU) as shown in Figure 3. Both units are required for operation. The main dimensions of the DU and SU are shown in the figure.

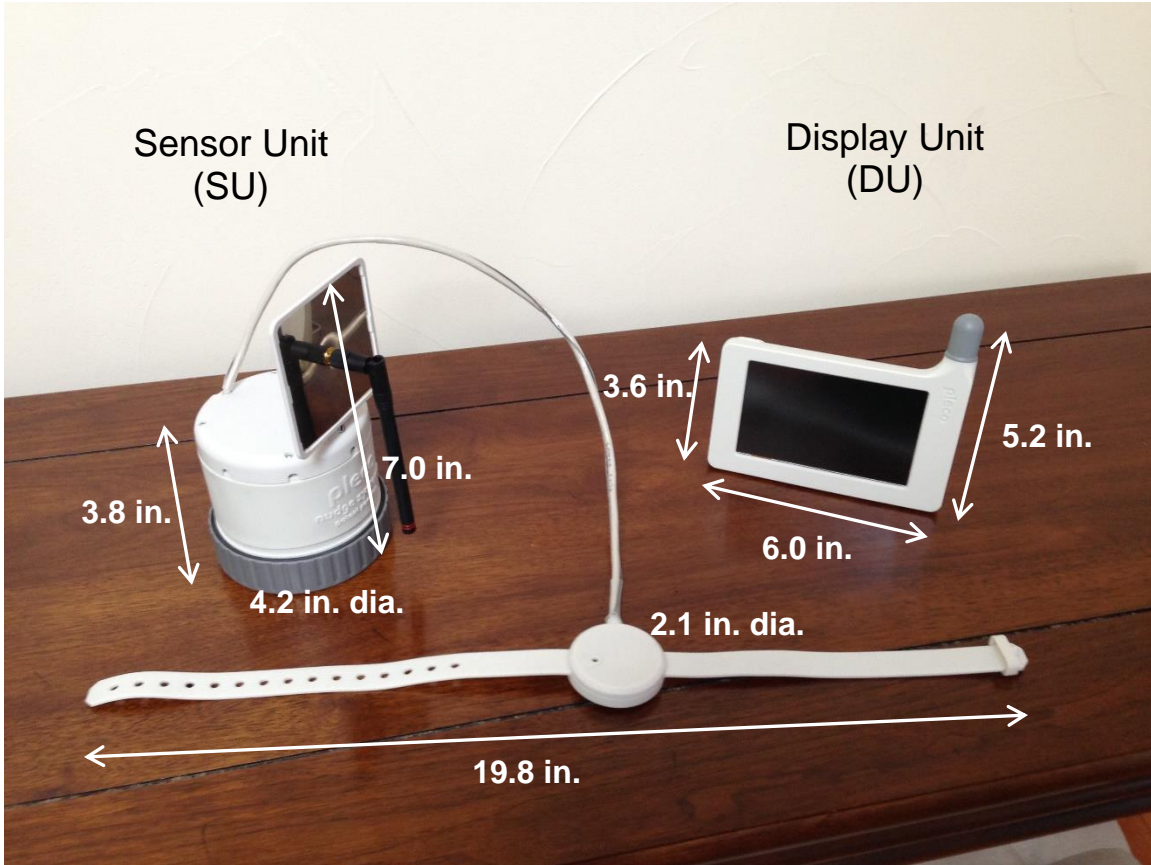


Fig. 3: Pleco product main dimensions