

## Appendix A

### RF Test Data for BT V4.1(BDR/EDR) (Conducted Measurement)

Product Name: 4G SMARTPHONE

Test Model: X7

#### Environmental Conditions

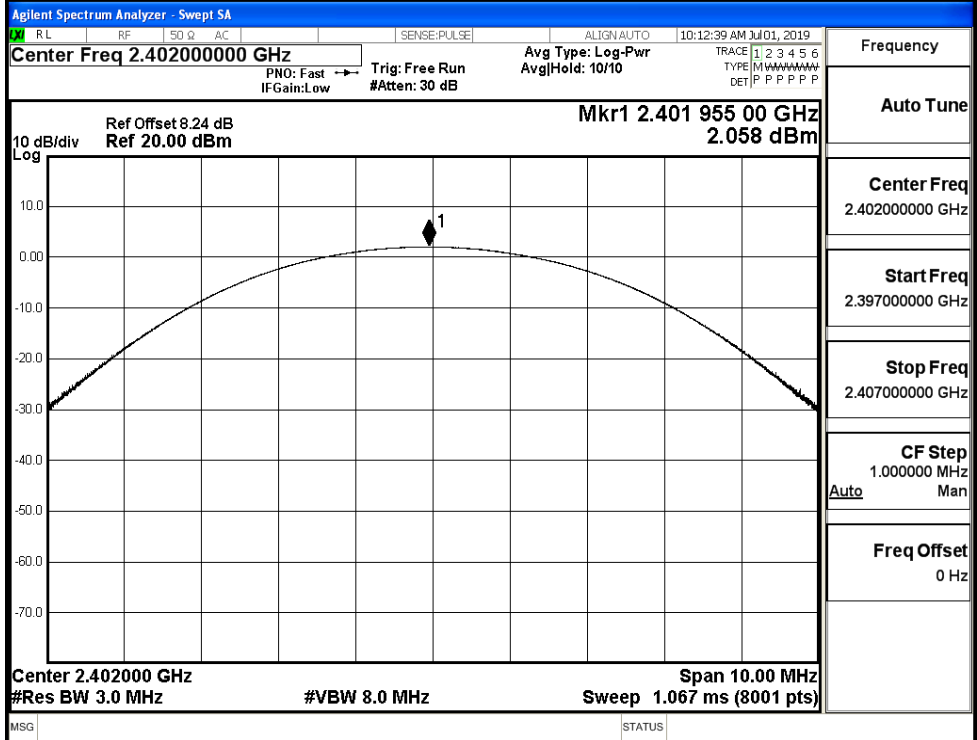
Temperature:	23.9 ° C
Relative Humidity:	53.4%
ATM Pressure:	100.0 kPa
Test Engineer:	Diamond Lu
Supervised by:	Wang Chuang

#### A.1 Maxmum Conducted Peak Output Power

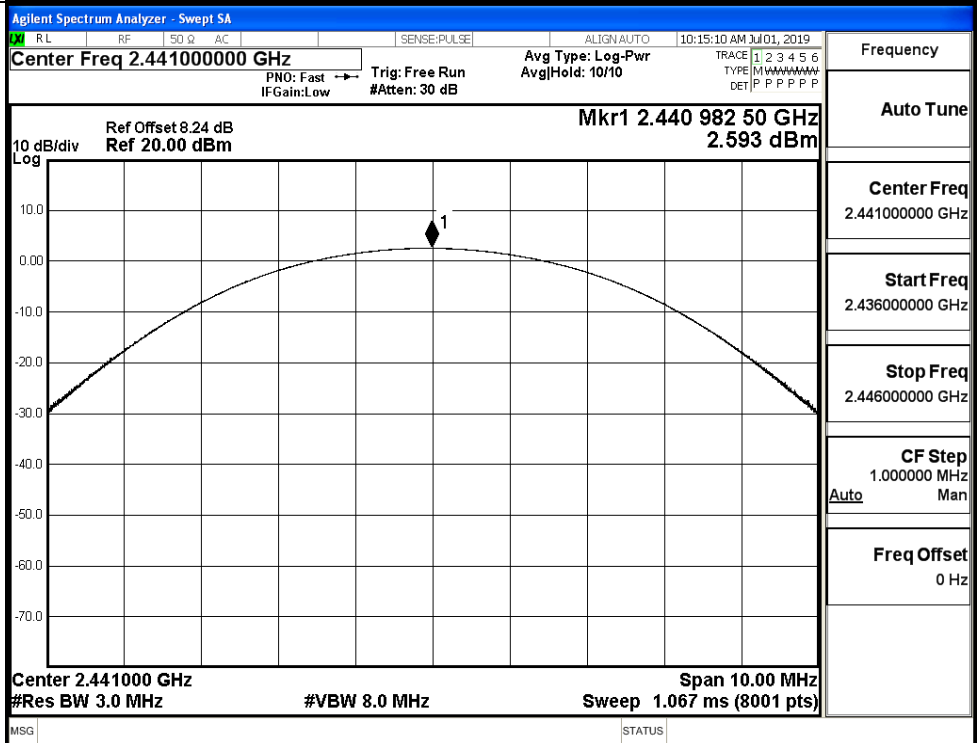
Mode	Channel.	Maximum Peak Output Power [dBm]	Maximum Average Output Power [dBm]	Limit [dBm]	Verdict
GFSK	LCH	2.058	1.842	30	PASS
	MCH	2.593	2.389	30	PASS
	HCH	1.922	1.714	30	PASS
$\pi/4$ DQPSK	LCH	1.713	1.555	21	PASS
	MCH	1.792	1.575	21	PASS
	HCH	1.602	1.438	21	PASS
8DPSK	LCH	1.736	1.580	21	PASS
	MCH	1.768	1.587	21	PASS
	HCH	1.572	1.366	21	PASS

Test Graphs

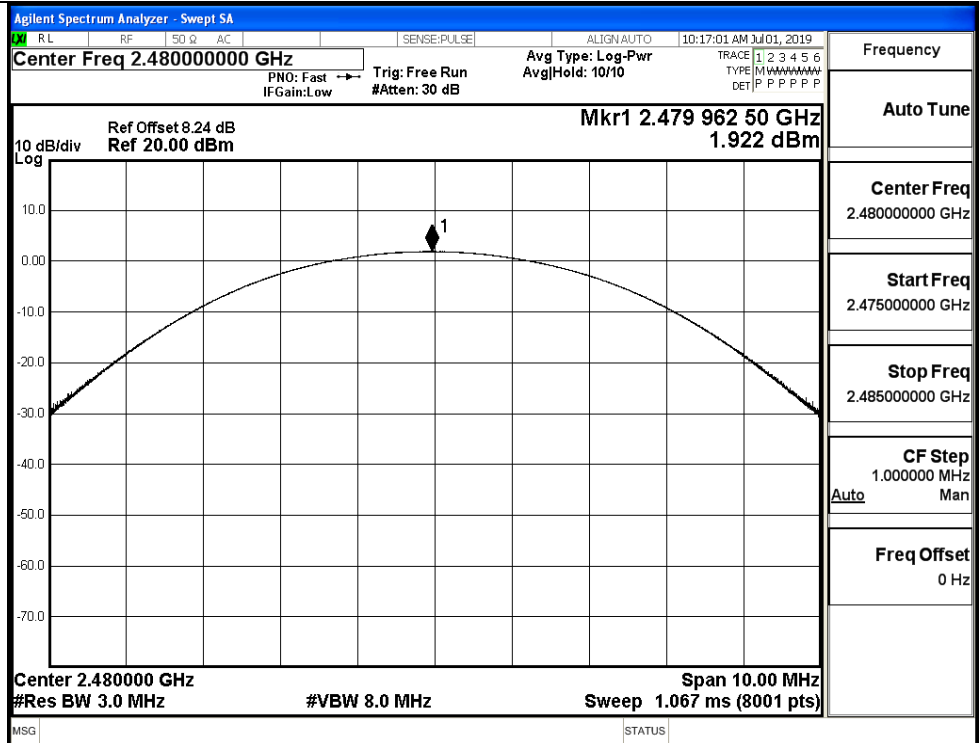
GFSK/LCH



GFSK/MCH

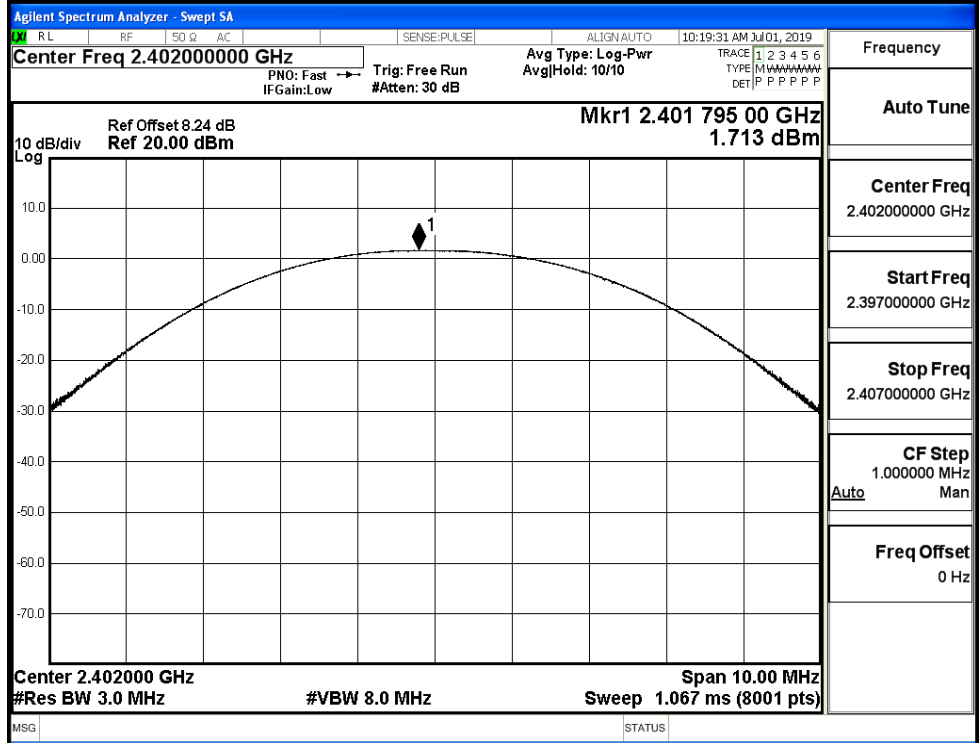


GFSK/HCH

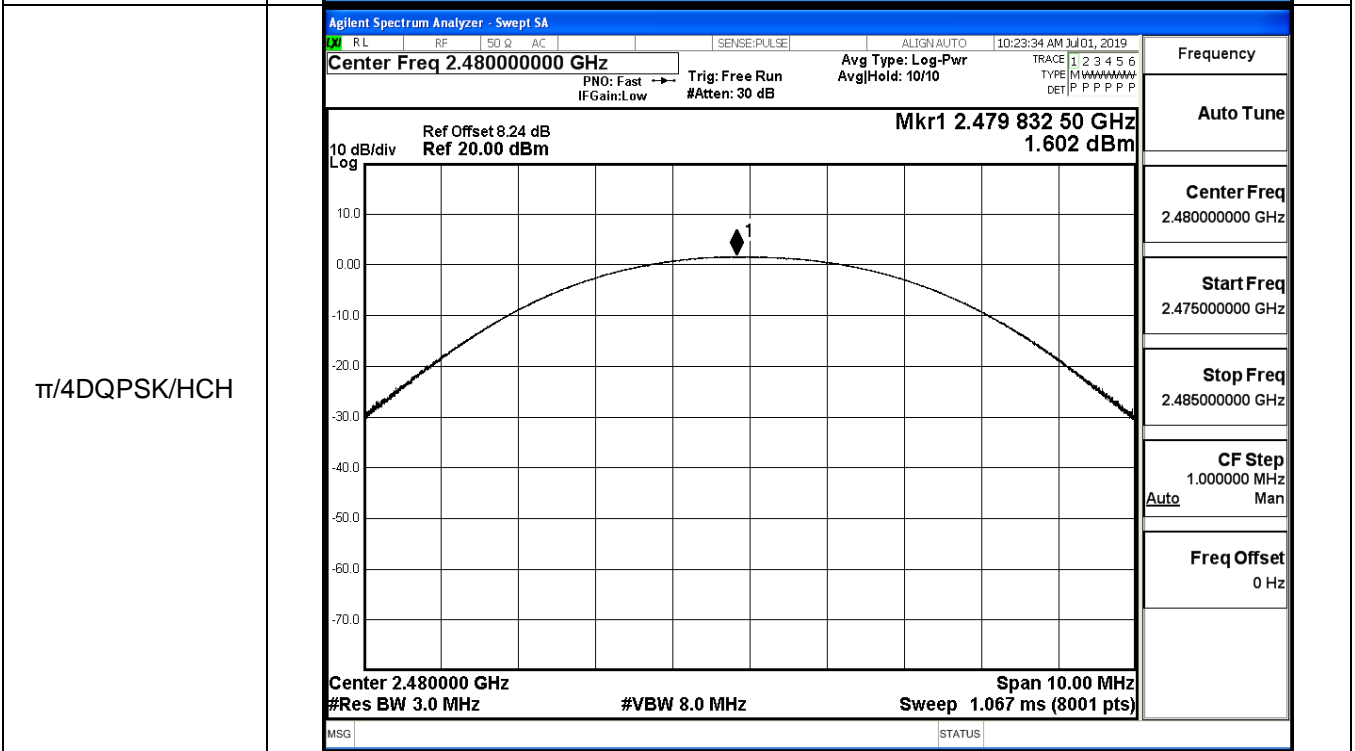
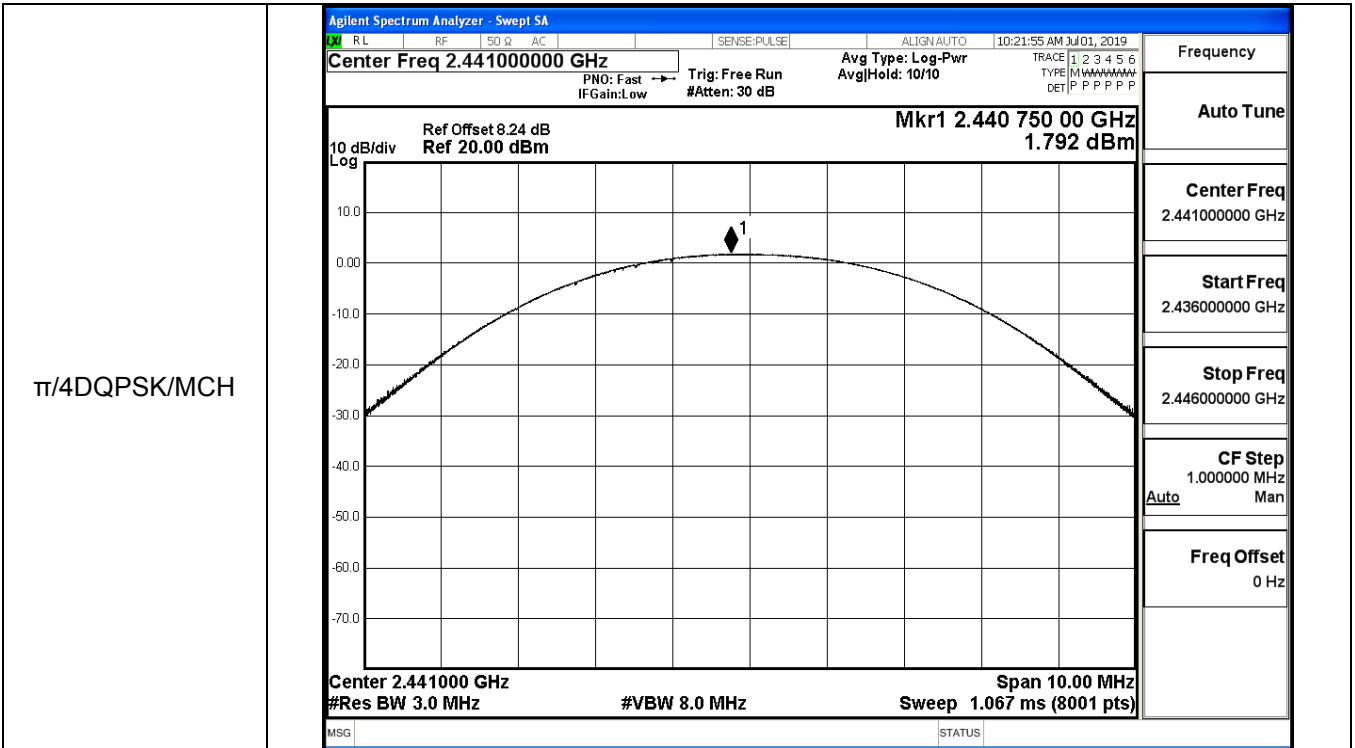


Frequency	Auto Tune
Center Freq	2.480000000 GHz
Start Freq	2.475000000 GHz
Stop Freq	2.485000000 GHz
CF Step	1.000000 MHz Auto Man
Freq Offset	0 Hz

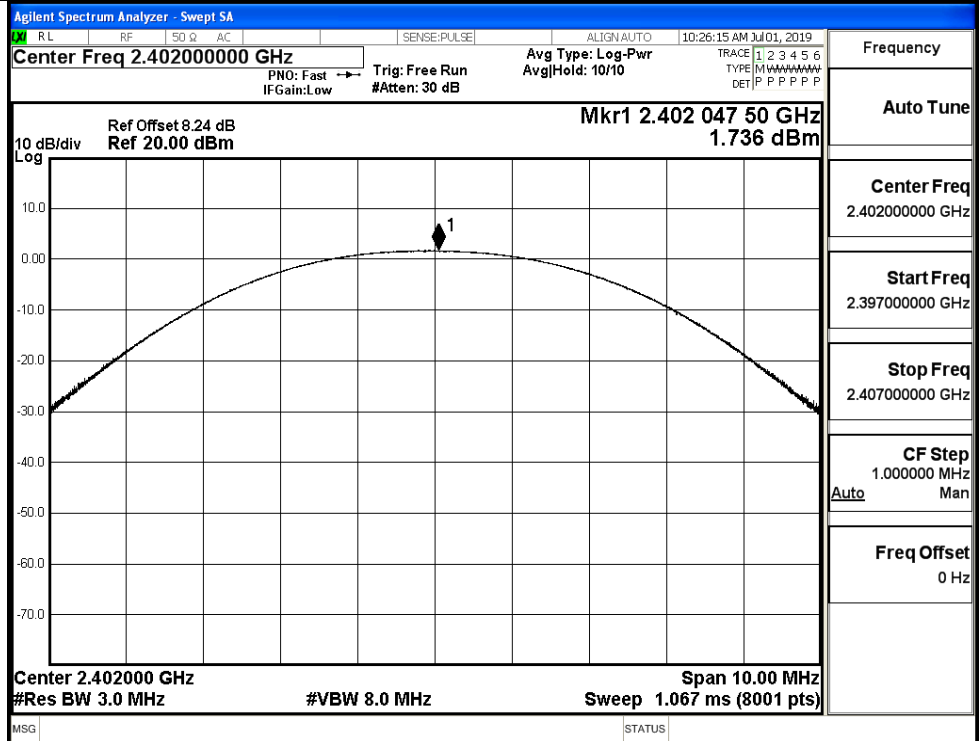
$\pi$ /4DQPSK/LCH



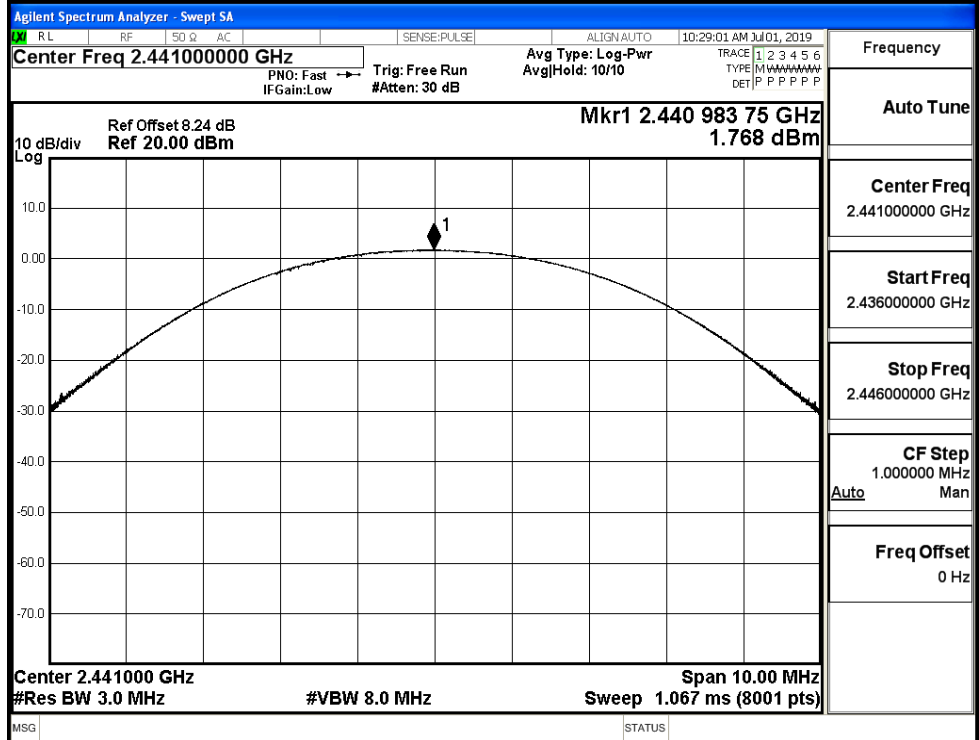
Frequency	Auto Tune
Center Freq	2.402000000 GHz
Start Freq	2.397000000 GHz
Stop Freq	2.407000000 GHz
CF Step	1.000000 MHz Auto Man
Freq Offset	0 Hz



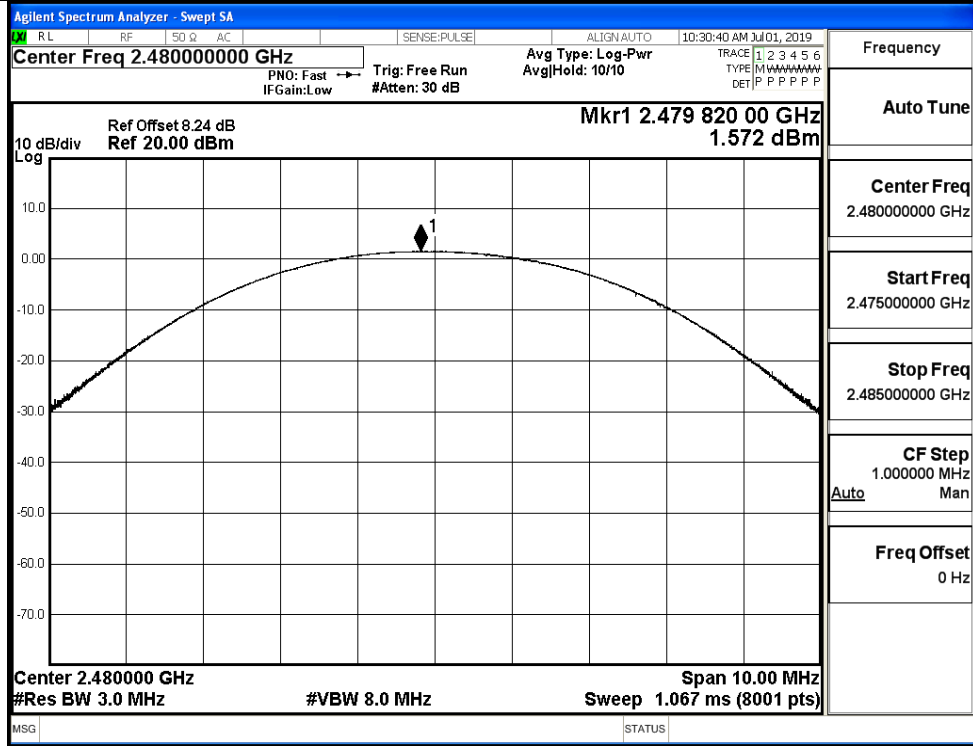
8DPSK/LCH



8DPSK/MCH

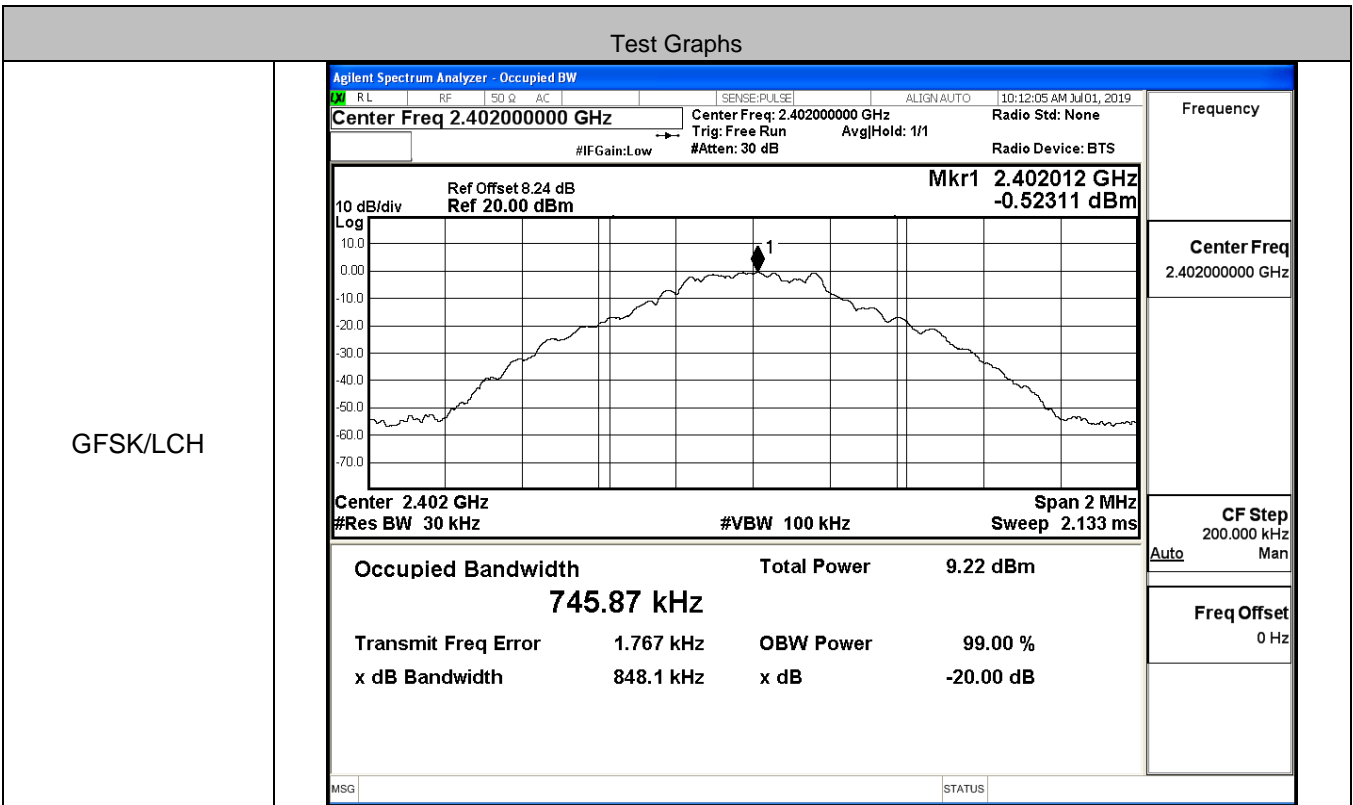


8DPSK/HCH

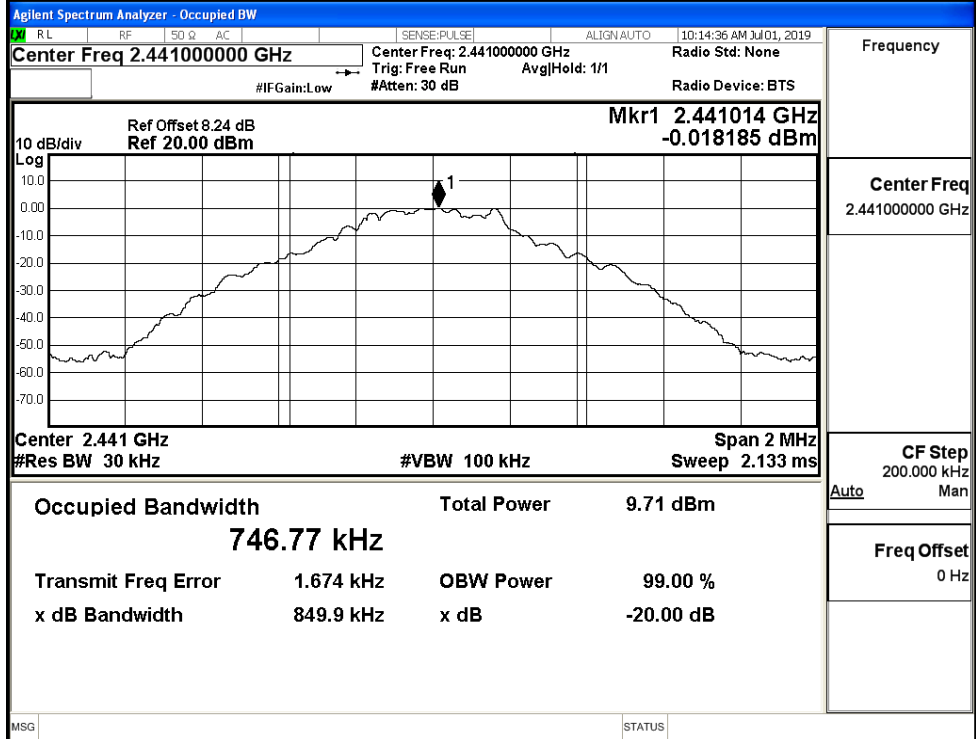


**A.2 20dB Bandwidth**

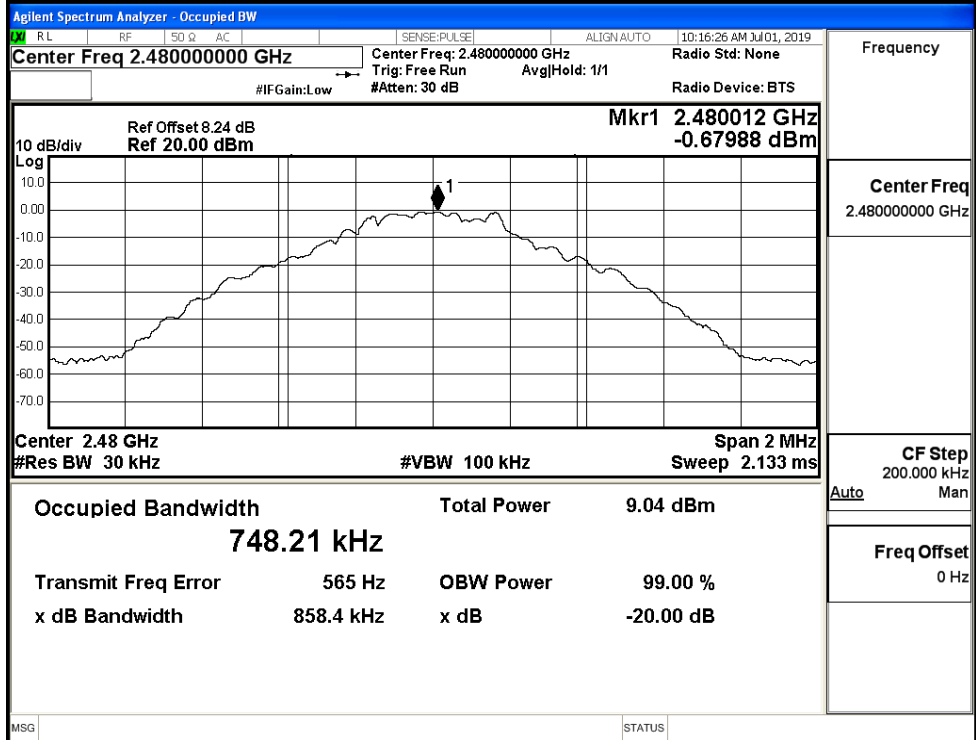
Mode	Channel.	20dB Bandwidth [MHz]	Limit [MHz]	Verdict
GFSK	LCH	0.8481	Not Specified	PASS
	MCH	0.8499	Not Specified	PASS
	HCH	0.8584	Not Specified	PASS
$\pi/4$ DQPSK	LCH	1.267	Not Specified	PASS
	MCH	1.266	Not Specified	PASS
	HCH	1.270	Not Specified	PASS
8DPSK	LCH	1.266	Not Specified	PASS
	MCH	1.264	Not Specified	PASS
	HCH	1.271	Not Specified	PASS



GFSK/MCH

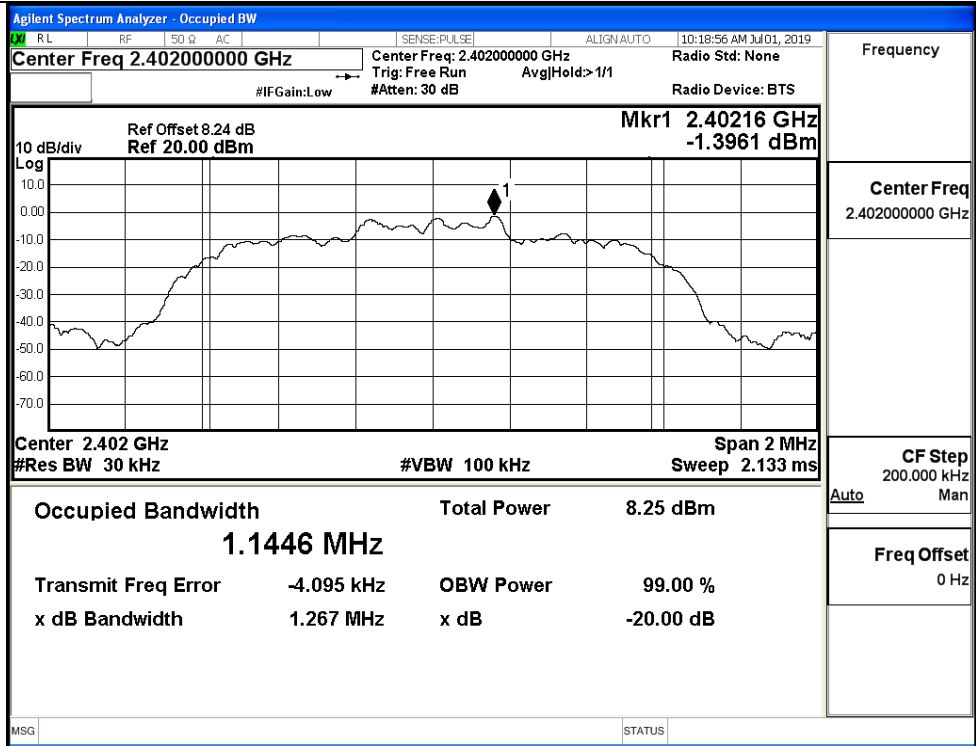


GFSK/HCH

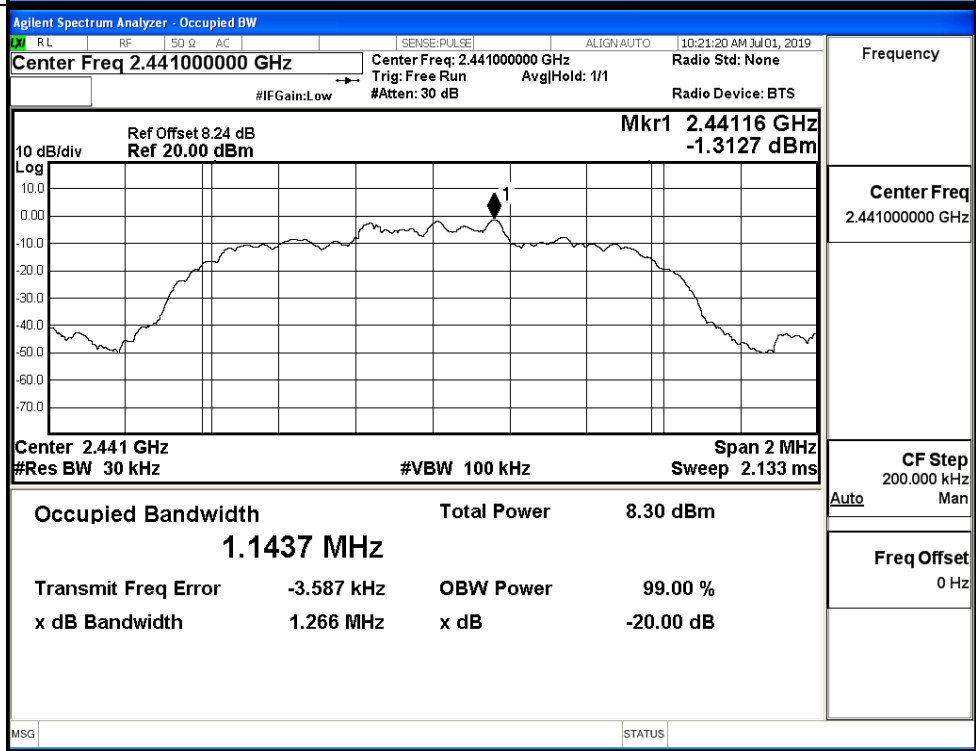




$\pi/4$ DQPSK/LCH

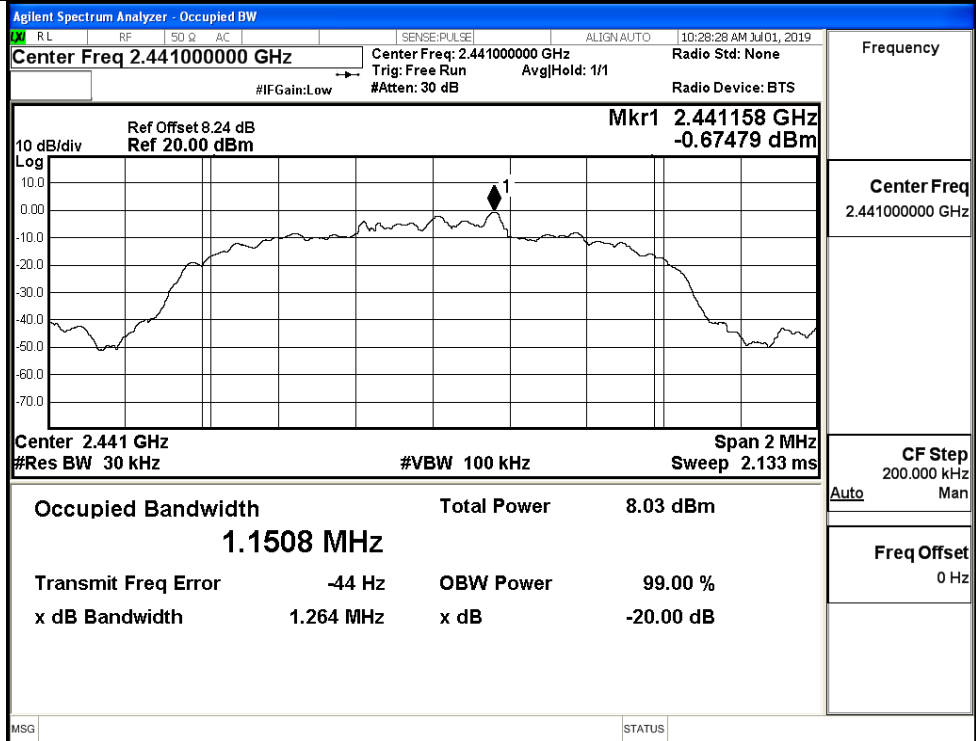


$\pi/4$ DQPSK/MCH

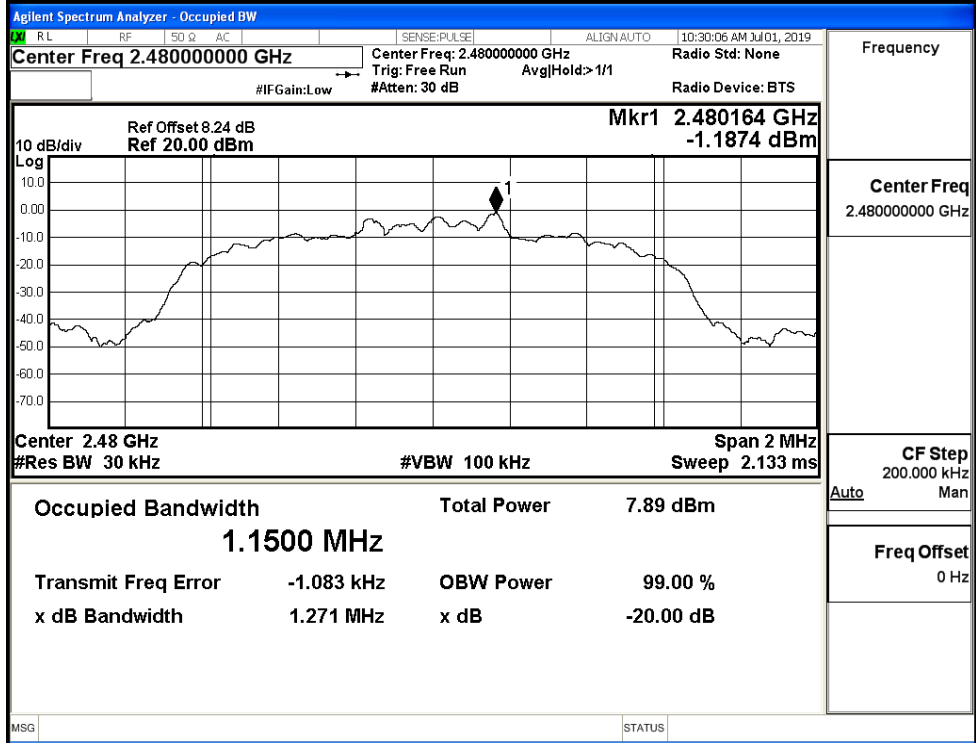


<p style="text-align: center;">π/4DQPSK/HCH</p>	<p>Agilent Spectrum Analyzer - Occupied BW</p> <p>Center Freq 2.48000000 GHz</p> <p>Center Freq: 2.48000000 GHz Trig: Free Run Avg Hold: 1/1</p> <p>Radio Std: None Radio Device: BTS</p> <p>Ref Offset 8.24 dB Ref 20.00 dBm</p> <p>Mkr1 2.480162 GHz -1.8164 dBm</p> <p>Center 2.48 GHz #Res BW 30 kHz</p> <p>#VBW 100 kHz</p> <p>Span 2 MHz Sweep 2.133 ms</p> <p>Occupied Bandwidth 1.1454 MHz</p> <p>Total Power 8.03 dBm</p> <p>Transmit Freq Error -4.810 kHz</p> <p>OBW Power 99.00 %</p> <p>x dB Bandwidth 1.270 MHz</p> <p>x dB -20.00 dB</p>	<p>Frequency</p> <p>Center Freq 2.48000000 GHz</p> <p>CF Step 200.000 kHz</p> <p>Freq Offset 0 Hz</p>
<p style="text-align: center;">8DPSK/LCH</p>	<p>Agilent Spectrum Analyzer - Occupied BW</p> <p>Center Freq 2.40200000 GHz</p> <p>Center Freq: 2.40200000 GHz Trig: Free Run Avg Hold: &gt;1/1</p> <p>Radio Std: None Radio Device: BTS</p> <p>Ref Offset 8.24 dB Ref 20.00 dBm</p> <p>Mkr1 2.40216 GHz -0.73521 dBm</p> <p>Center 2.402 GHz #Res BW 30 kHz</p> <p>#VBW 100 kHz</p> <p>Span 2 MHz Sweep 2.133 ms</p> <p>Occupied Bandwidth 1.1504 MHz</p> <p>Total Power 8.11 dBm</p> <p>Transmit Freq Error -568 Hz</p> <p>OBW Power 99.00 %</p> <p>x dB Bandwidth 1.266 MHz</p> <p>x dB -20.00 dB</p>	<p>Frequency</p> <p>Center Freq 2.40200000 GHz</p> <p>CF Step 200.000 kHz</p> <p>Freq Offset 0 Hz</p>

8DPSK/MCH



8DPSK/HCH



### A.3 Carrier Frequency Separation

Mode	Channel	Carrier Frequency Separation [MHz]	Limit [MHz]	Verdict
GFSK	LCH	0.965	0.8481	PASS
	MCH	0.976	0.8499	PASS
	HCH	1.004	0.8584	PASS
π/4DQPSK	LCH	0.994	0.845	PASS
	MCH	1.114	0.844	PASS
	HCH	1.038	0.847	PASS
8DPSK	LCH	1.210	0.844	PASS
	MCH	0.942	0.843	PASS
	HCH	1.384	0.847	PASS

**Test Graphs**

GFSK/LCH

Agilent Spectrum Analyzer - Swept SA

Center Freq 2.402500000 GHz

Ref Offset 9.24 dB  
Ref 20.00 dBm

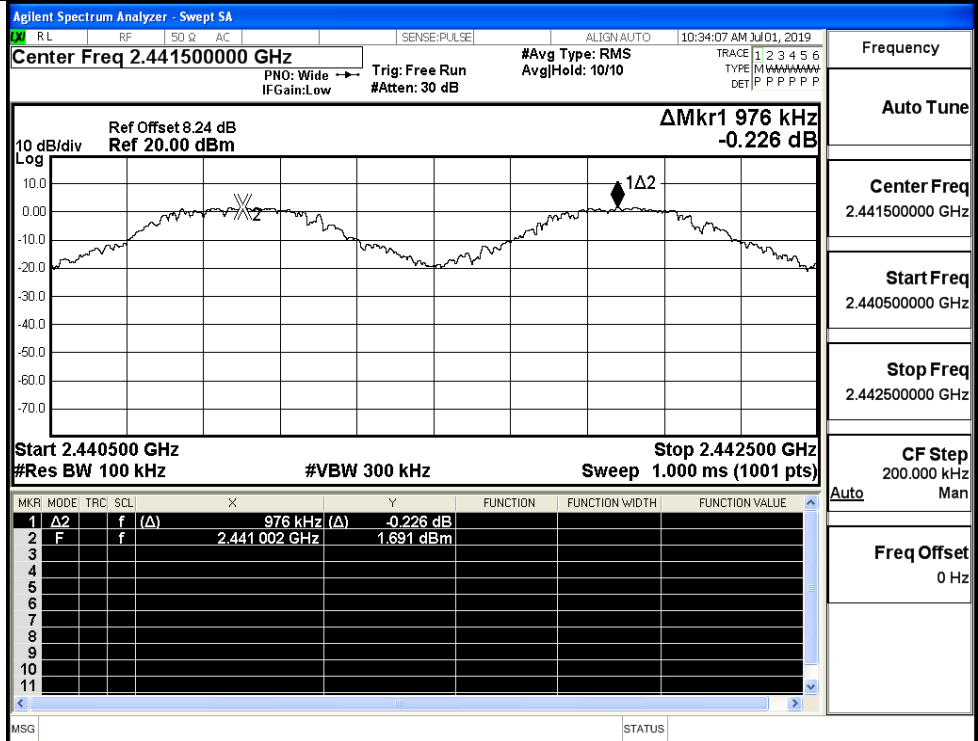
ΔMkr1 965.25 kHz  
-0.122 dB

Start 2.401500 GHz  
#Res BW 100 kHz

Stop 2.403500 GHz  
#VBW 300 kHz  
Sweep 1.067 ms (8001 pts)

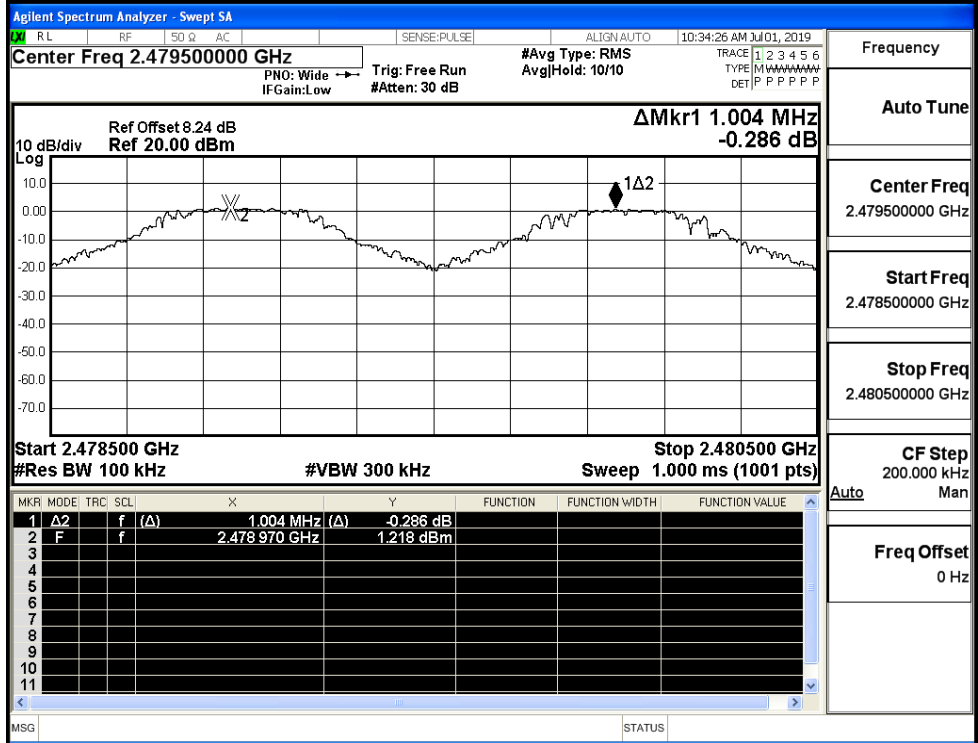
MKR	MODE	TRC	SCL	X	Y	FUNCTION	FUNCTION WIDTH	FUNCTION VALUE
1	Δ2	f	(Δ)	965.25 kHz (Δ)	-0.122 dB			
2	F	f		2.40203750 GHz	1.179 dBm			
3								
4								
5								
6								
7								
8								
9								
10								
11								

GFSK/MCH



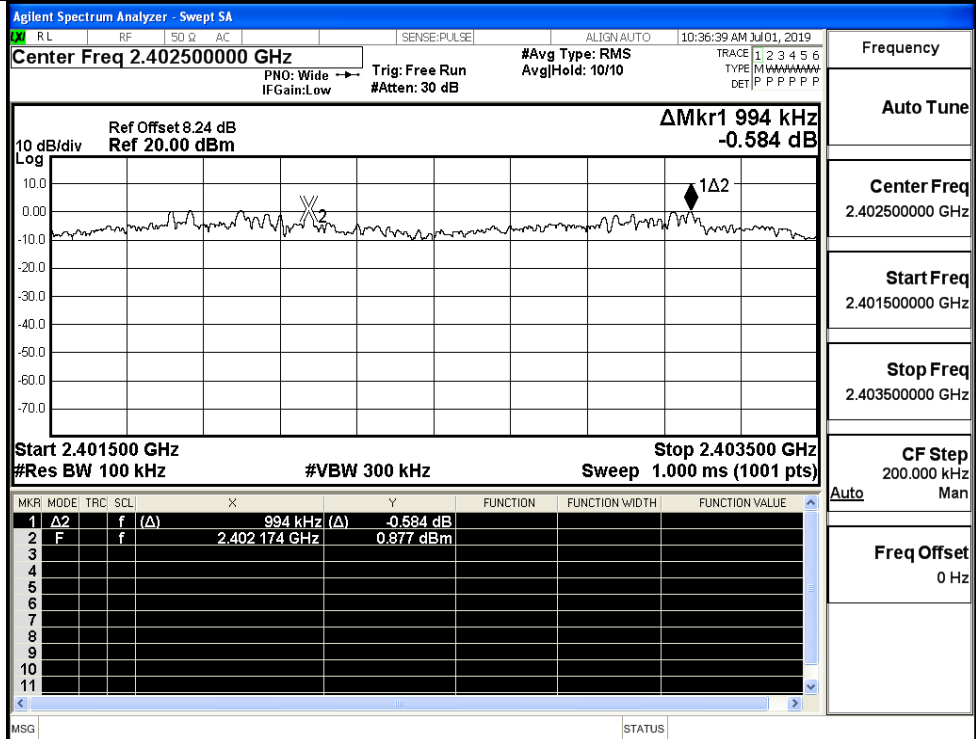
Frequency  
Auto Tune  
Center Freq  
2.441500000 GHz  
Start Freq  
2.440500000 GHz  
Stop Freq  
2.442500000 GHz  
CF Step  
200.000 kHz  
Auto  
Man  
Freq Offset  
0 Hz

GFSK/HCH



Frequency  
Auto Tune  
Center Freq  
2.479500000 GHz  
Start Freq  
2.478500000 GHz  
Stop Freq  
2.480500000 GHz  
CF Step  
200.000 kHz  
Auto  
Man  
Freq Offset  
0 Hz

$\pi/4$ DQPSK/LCH



Frequency

Auto Tune

Center Freq  
2.402500000 GHz

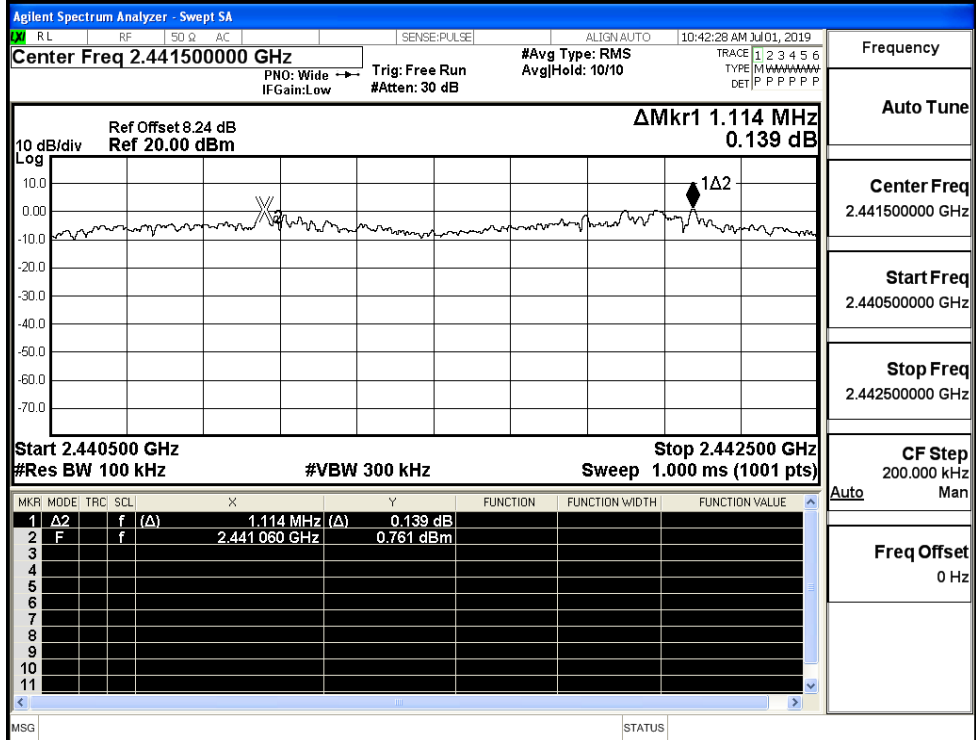
Start Freq  
2.401500000 GHz

Stop Freq  
2.403500000 GHz

CF Step  
200.000 kHz  
Auto Man

Freq Offset  
0 Hz

$\pi/4$ DQPSK/MCH



Frequency

Auto Tune

Center Freq  
2.441500000 GHz

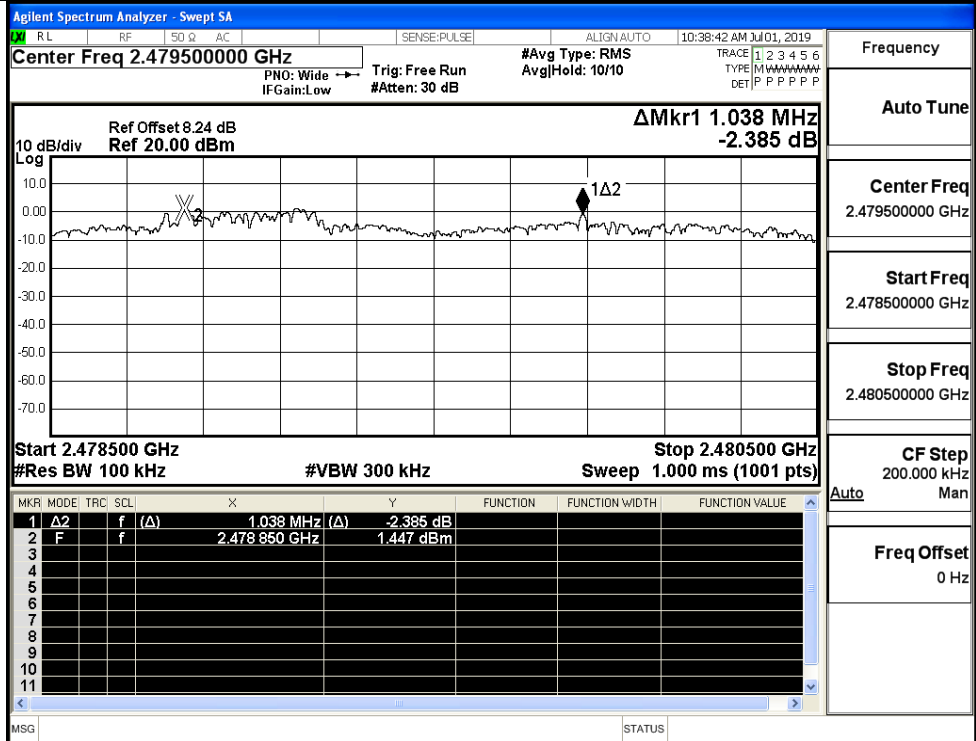
Start Freq  
2.440500000 GHz

Stop Freq  
2.442500000 GHz

CF Step  
200.000 kHz  
Auto Man

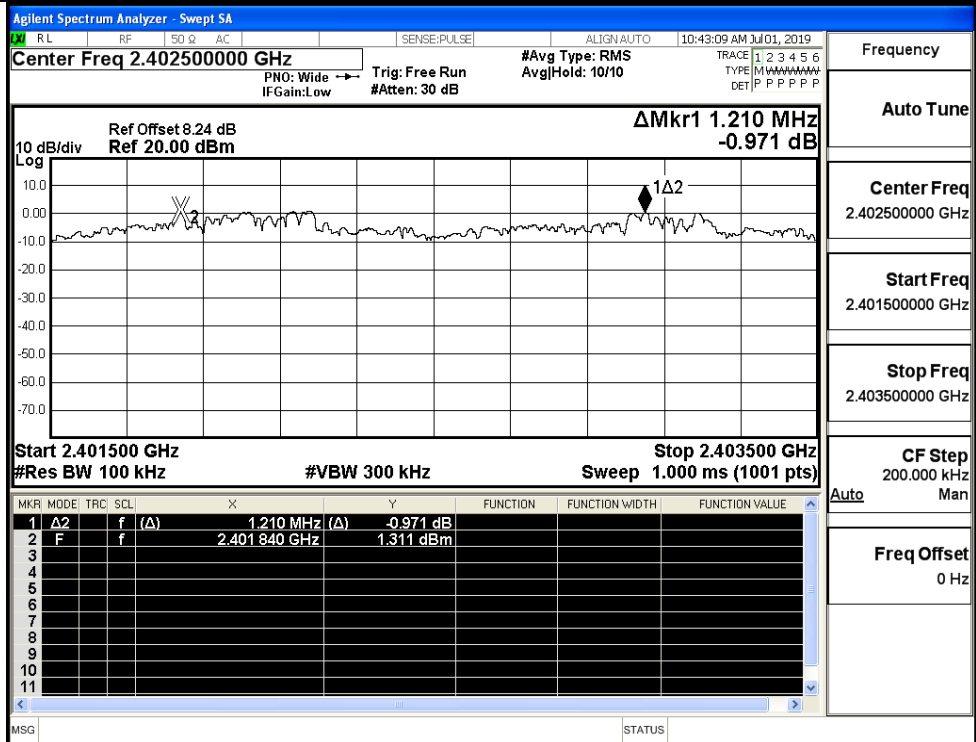
Freq Offset  
0 Hz

π/4DQPSK/HCH



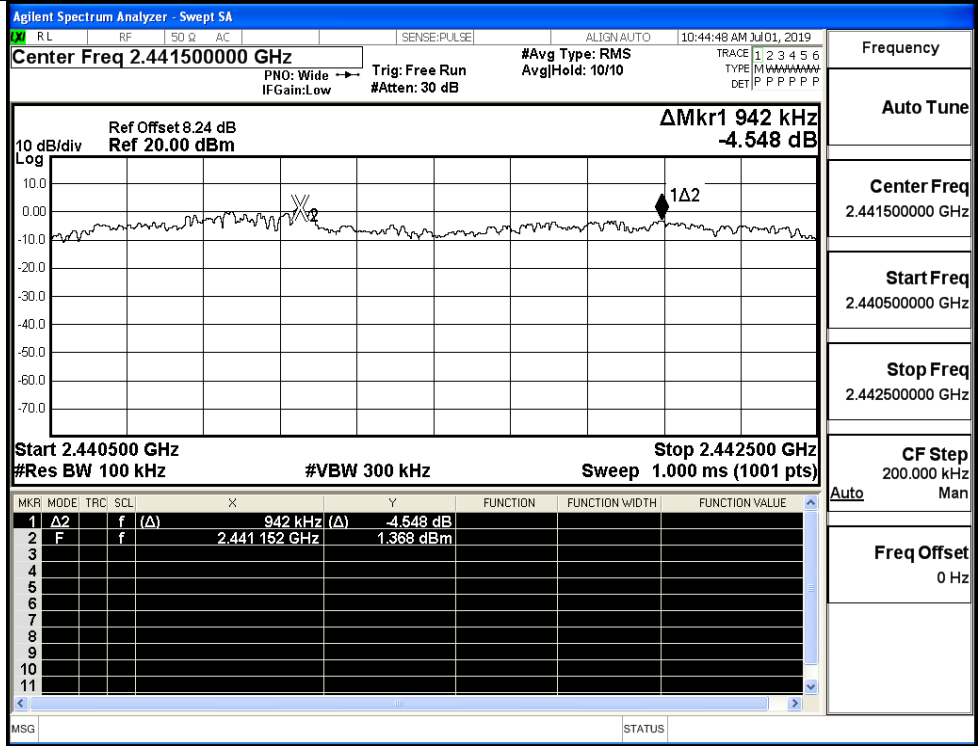
Frequency  
Auto Tune  
Center Freq  
2.479500000 GHz  
Start Freq  
2.478500000 GHz  
Stop Freq  
2.480500000 GHz  
CF Step  
200.000 kHz  
Auto Man  
Freq Offset  
0 Hz

8DPSK/LCH

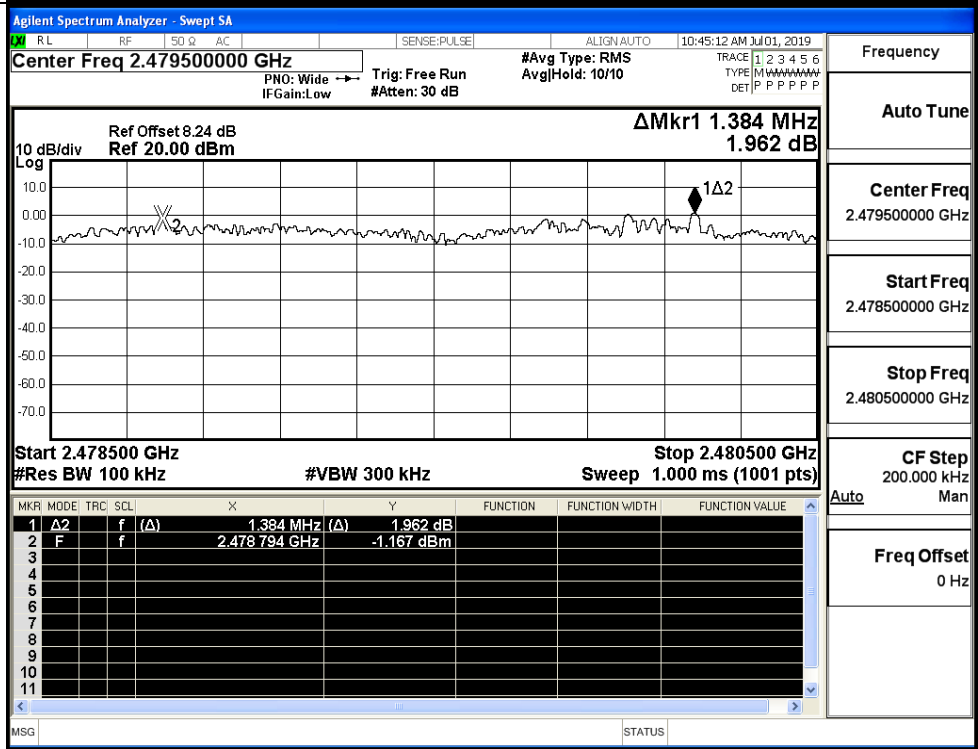


Frequency  
Auto Tune  
Center Freq  
2.402500000 GHz  
Start Freq  
2.401500000 GHz  
Stop Freq  
2.403500000 GHz  
CF Step  
200.000 kHz  
Auto Man  
Freq Offset  
0 Hz

8DPSK/MCH



8DPSK/HCH





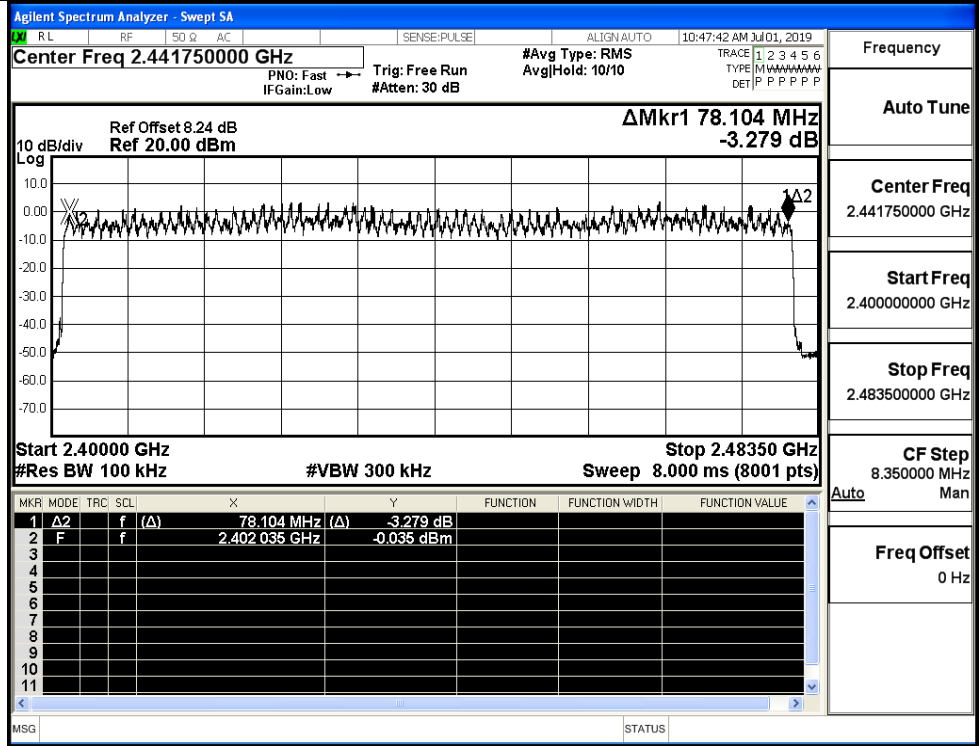
### A.4 Hopping Channel Number

Mode	Channel.	Number of Hopping Channel [N]	Limit [N]	Verdict
GFSK	Hop	79	>=15	PASS
$\pi/4$ DQPSK	Hop	79	>=15	PASS
8DPSK	Hop	79	>=15	PASS

#### Test Graphs

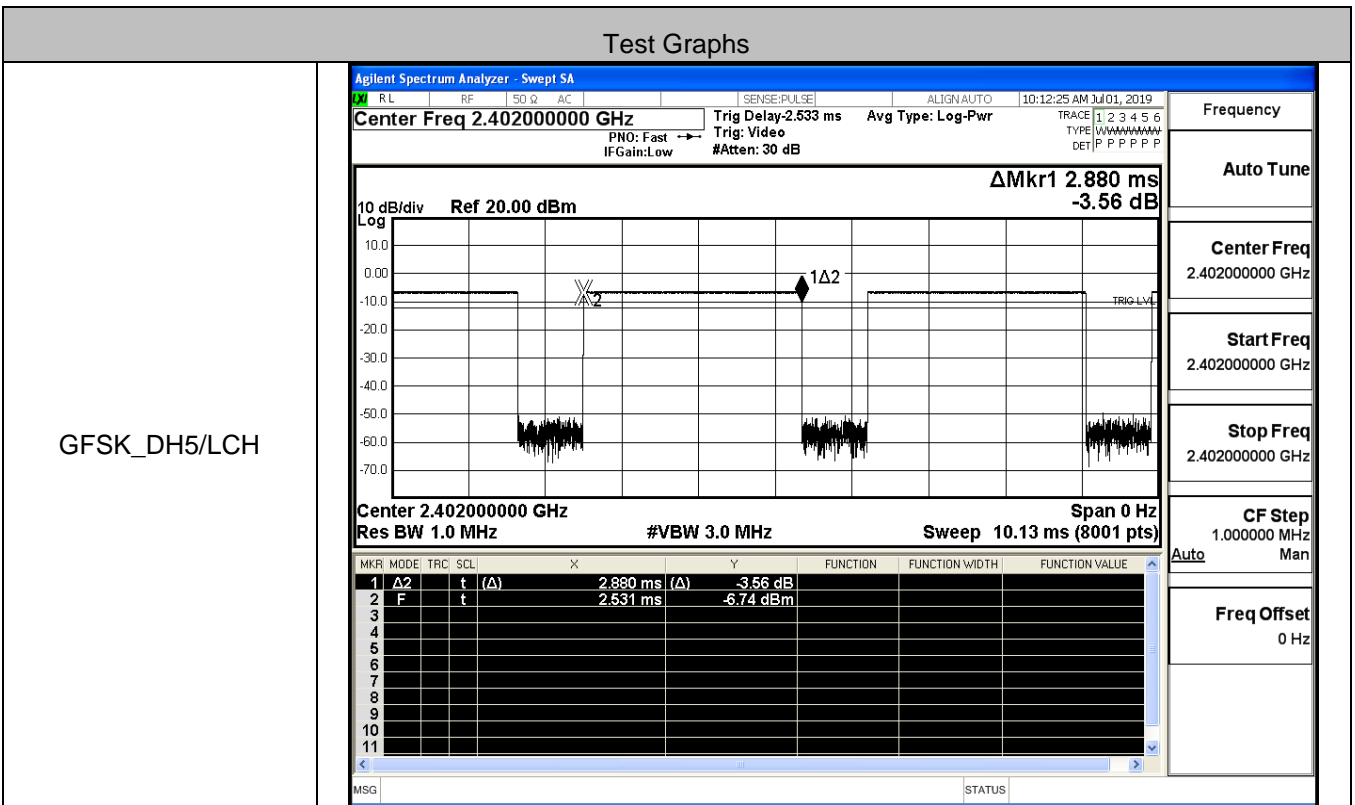
GFSK/Hop	<table border="1"> <thead> <tr> <th>MKR</th> <th>MODE</th> <th>TRC</th> <th>SCL</th> <th>X</th> <th>Y</th> <th>FUNCTION</th> <th>FUNCTION WIDTH</th> <th>FUNCTION VALUE</th> </tr> </thead> <tbody> <tr> <td>1</td> <td><math>\Delta</math>2</td> <td>f</td> <td>(<math>\Delta</math>)</td> <td>78.052 MHz (<math>\Delta</math>)</td> <td>0.289 dB</td> <td></td> <td></td> <td></td> </tr> <tr> <td>2</td> <td>F</td> <td>f</td> <td></td> <td>2.401 994 GHz</td> <td>1.153 dBm</td> <td></td> <td></td> <td></td> </tr> <tr> <td>3</td> <td></td> <td></td> <td></td> <td></td> <td></td> <td></td> <td></td> <td></td> </tr> <tr> <td>4</td> <td></td> <td></td> <td></td> <td></td> <td></td> <td></td> <td></td> <td></td> </tr> <tr> <td>5</td> <td></td> <td></td> <td></td> <td></td> <td></td> <td></td> <td></td> <td></td> </tr> <tr> <td>6</td> <td></td> <td></td> <td></td> <td></td> <td></td> <td></td> <td></td> <td></td> </tr> <tr> <td>7</td> <td></td> <td></td> <td></td> <td></td> <td></td> <td></td> <td></td> <td></td> </tr> <tr> <td>8</td> <td></td> <td></td> <td></td> <td></td> <td></td> <td></td> <td></td> <td></td> </tr> <tr> <td>9</td> <td></td> <td></td> <td></td> <td></td> <td></td> <td></td> <td></td> <td></td> </tr> <tr> <td>10</td> <td></td> <td></td> <td></td> <td></td> <td></td> <td></td> <td></td> <td></td> </tr> <tr> <td>11</td> <td></td> <td></td> <td></td> <td></td> <td></td> <td></td> <td></td> <td></td> </tr> </tbody> </table>	MKR	MODE	TRC	SCL	X	Y	FUNCTION	FUNCTION WIDTH	FUNCTION VALUE	1	$\Delta$ 2	f	( $\Delta$ )	78.052 MHz ( $\Delta$ )	0.289 dB				2	F	f		2.401 994 GHz	1.153 dBm				3									4									5									6									7									8									9									10									11									<p>Frequency</p> <p>Auto Tune</p> <p>Center Freq 2.441750000 GHz</p> <p>Start Freq 2.400000000 GHz</p> <p>Stop Freq 2.483500000 GHz</p> <p>CF Step 8.350000 MHz Man</p> <p>Freq Offset 0 Hz</p>
MKR	MODE	TRC	SCL	X	Y	FUNCTION	FUNCTION WIDTH	FUNCTION VALUE																																																																																																						
1	$\Delta$ 2	f	( $\Delta$ )	78.052 MHz ( $\Delta$ )	0.289 dB																																																																																																									
2	F	f		2.401 994 GHz	1.153 dBm																																																																																																									
3																																																																																																														
4																																																																																																														
5																																																																																																														
6																																																																																																														
7																																																																																																														
8																																																																																																														
9																																																																																																														
10																																																																																																														
11																																																																																																														
$\pi/4$ DQPSK/Hop	<table border="1"> <thead> <tr> <th>MKR</th> <th>MODE</th> <th>TRC</th> <th>SCL</th> <th>X</th> <th>Y</th> <th>FUNCTION</th> <th>FUNCTION WIDTH</th> <th>FUNCTION VALUE</th> </tr> </thead> <tbody> <tr> <td>1</td> <td><math>\Delta</math>2</td> <td>f</td> <td>(<math>\Delta</math>)</td> <td>78.031 MHz (<math>\Delta</math>)</td> <td>2.087 dB</td> <td></td> <td></td> <td></td> </tr> <tr> <td>2</td> <td>F</td> <td>f</td> <td></td> <td>2.402 119 GHz</td> <td>-0.952 dBm</td> <td></td> <td></td> <td></td> </tr> <tr> <td>3</td> <td></td> <td></td> <td></td> <td></td> <td></td> <td></td> <td></td> <td></td> </tr> <tr> <td>4</td> <td></td> <td></td> <td></td> <td></td> <td></td> <td></td> <td></td> <td></td> </tr> <tr> <td>5</td> <td></td> <td></td> <td></td> <td></td> <td></td> <td></td> <td></td> <td></td> </tr> <tr> <td>6</td> <td></td> <td></td> <td></td> <td></td> <td></td> <td></td> <td></td> <td></td> </tr> <tr> <td>7</td> <td></td> <td></td> <td></td> <td></td> <td></td> <td></td> <td></td> <td></td> </tr> <tr> <td>8</td> <td></td> <td></td> <td></td> <td></td> <td></td> <td></td> <td></td> <td></td> </tr> <tr> <td>9</td> <td></td> <td></td> <td></td> <td></td> <td></td> <td></td> <td></td> <td></td> </tr> <tr> <td>10</td> <td></td> <td></td> <td></td> <td></td> <td></td> <td></td> <td></td> <td></td> </tr> <tr> <td>11</td> <td></td> <td></td> <td></td> <td></td> <td></td> <td></td> <td></td> <td></td> </tr> </tbody> </table>	MKR	MODE	TRC	SCL	X	Y	FUNCTION	FUNCTION WIDTH	FUNCTION VALUE	1	$\Delta$ 2	f	( $\Delta$ )	78.031 MHz ( $\Delta$ )	2.087 dB				2	F	f		2.402 119 GHz	-0.952 dBm				3									4									5									6									7									8									9									10									11									<p>Frequency</p> <p>Auto Tune</p> <p>Center Freq 2.441750000 GHz</p> <p>Start Freq 2.400000000 GHz</p> <p>Stop Freq 2.483500000 GHz</p> <p>CF Step 8.350000 MHz Man</p> <p>Freq Offset 0 Hz</p>
MKR	MODE	TRC	SCL	X	Y	FUNCTION	FUNCTION WIDTH	FUNCTION VALUE																																																																																																						
1	$\Delta$ 2	f	( $\Delta$ )	78.031 MHz ( $\Delta$ )	2.087 dB																																																																																																									
2	F	f		2.402 119 GHz	-0.952 dBm																																																																																																									
3																																																																																																														
4																																																																																																														
5																																																																																																														
6																																																																																																														
7																																																																																																														
8																																																																																																														
9																																																																																																														
10																																																																																																														
11																																																																																																														

8DPSK/Hop

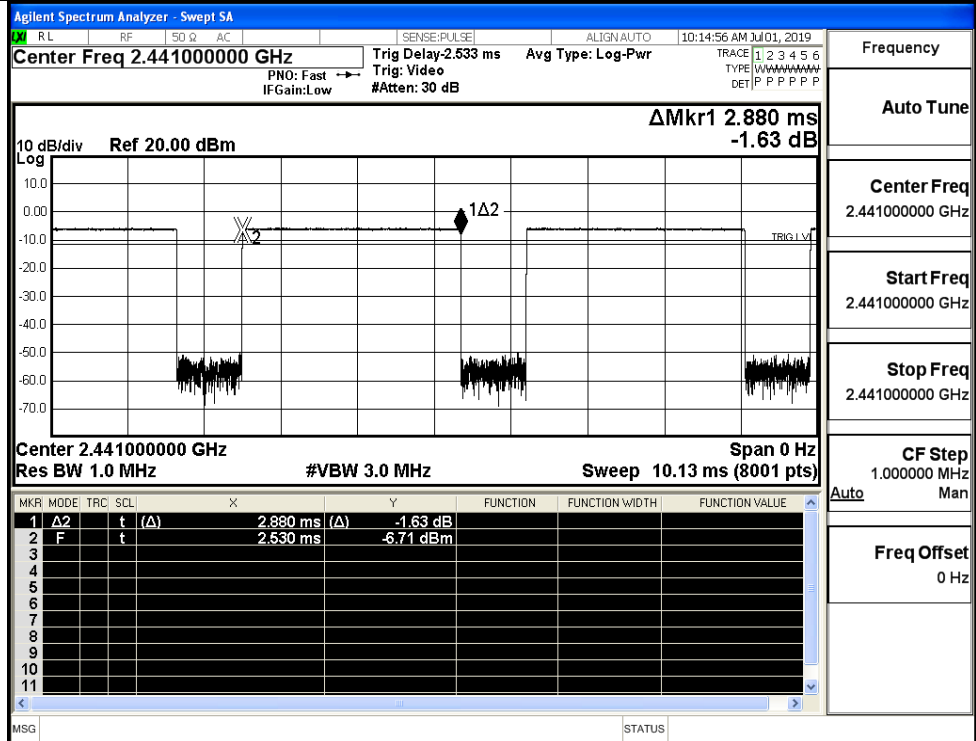


A.5 Dwell Time

Mode	Packet	Channel	Burst Width [ms/hop/ch]	Total Hops[hop*ch]	Dwell Time[s]	Limit [s]	Verdict
GFSK	DH5	LCH	2.88	106.7	0.307	0.4	PASS
	DH5	MCH	2.88	106.7	0.307	0.4	PASS
	DH5	HCH	2.88	106.7	0.307	0.4	PASS
π/4DQPSK	2DH5	LCH	2.88	106.7	0.307	0.4	PASS
	2DH5	MCH	2.88	106.7	0.307	0.4	PASS
	2DH5	HCH	2.88	106.7	0.307	0.4	PASS
8DPSK	3DH5	LCH	2.89	106.7	0.308	0.4	PASS
	3DH5	MCH	2.89	106.7	0.308	0.4	PASS
	3DH5	HCH	2.89	106.7	0.308	0.4	PASS

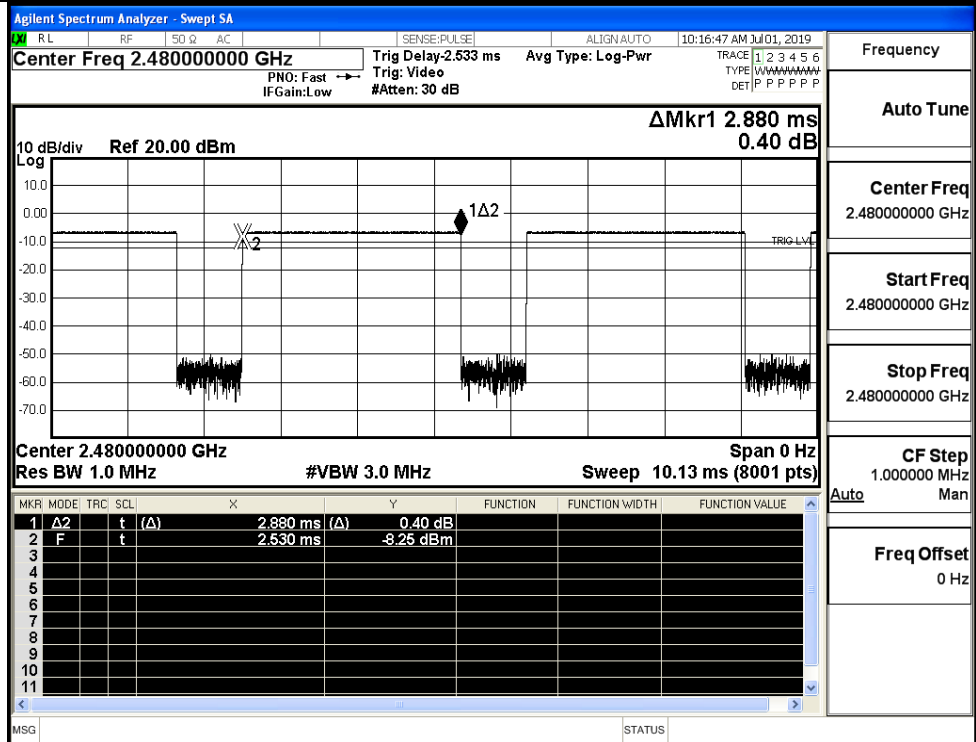


GFSK\_DH5/MCH



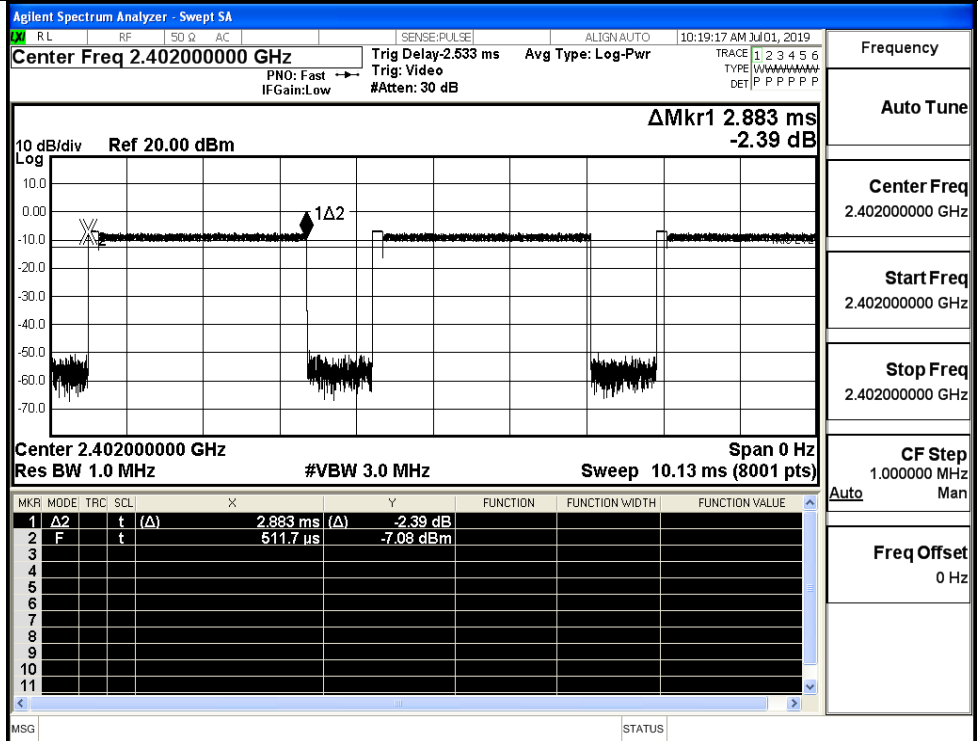
Frequency	
Auto Tune	
Center Freq	2.441000000 GHz
Start Freq	2.441000000 GHz
Stop Freq	2.441000000 GHz
CF Step	1.000000 MHz
Auto	Man
Freq Offset	0 Hz

GFSK\_DH5/HCH



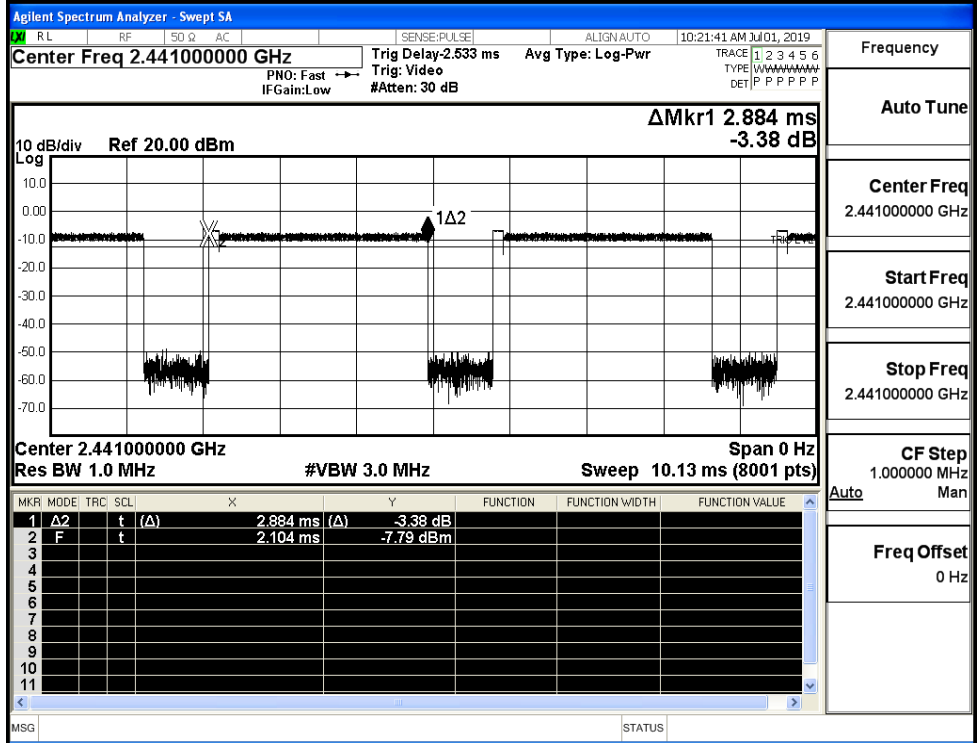
Frequency	
Auto Tune	
Center Freq	2.480000000 GHz
Start Freq	2.480000000 GHz
Stop Freq	2.480000000 GHz
CF Step	1.000000 MHz
Auto	Man
Freq Offset	0 Hz

$\pi/4$ DQPSK  
\_2DH5/LCH



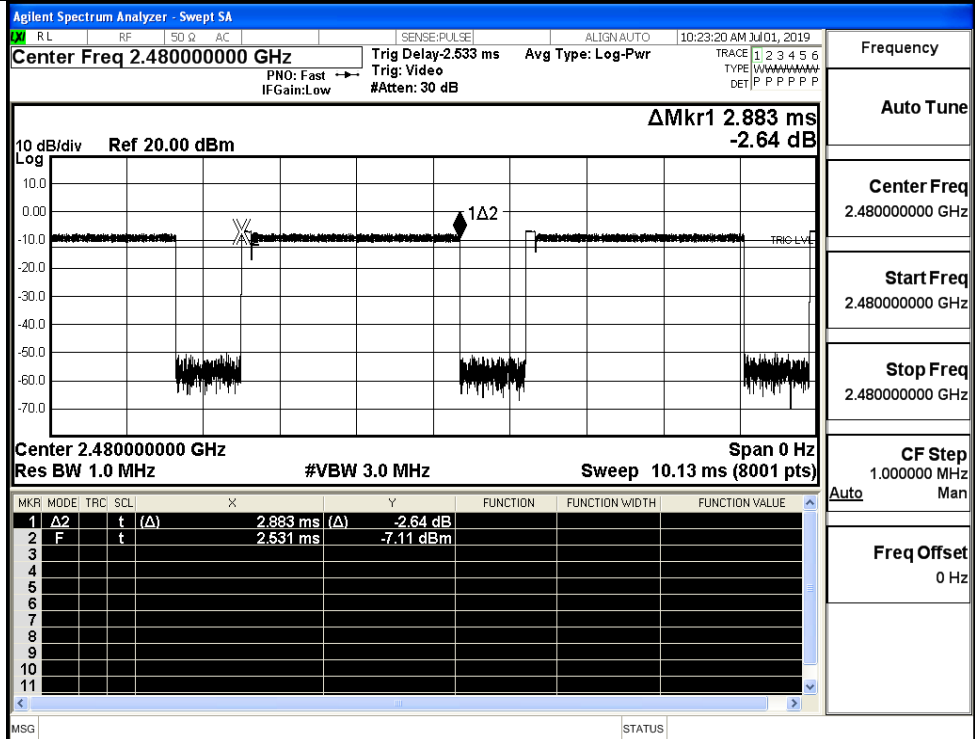
Frequency	2.402000000 GHz
Auto Tune	
Center Freq	2.402000000 GHz
Start Freq	2.402000000 GHz
Stop Freq	2.402000000 GHz
CF Step	1.000000 MHz
Auto	Man
Freq Offset	0 Hz

$\pi/4$ DQPSK  
\_2DH5/MCH



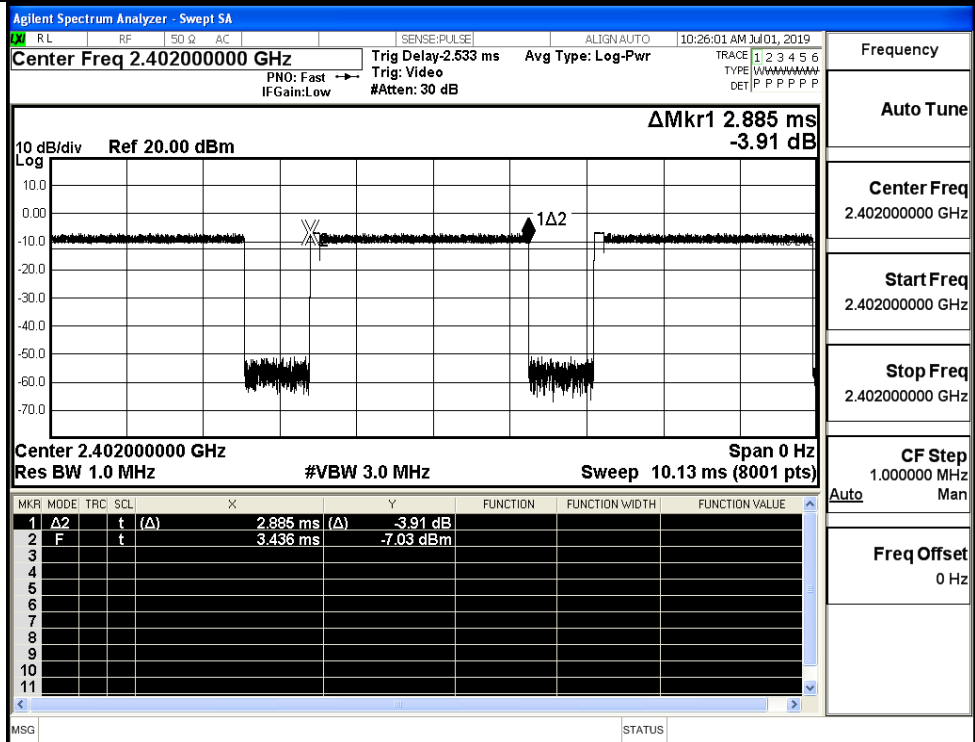
Frequency	2.441000000 GHz
Auto Tune	
Center Freq	2.441000000 GHz
Start Freq	2.441000000 GHz
Stop Freq	2.441000000 GHz
CF Step	1.000000 MHz
Auto	Man
Freq Offset	0 Hz

$\pi/4$ DQPSK  
\_2DH5/HCH



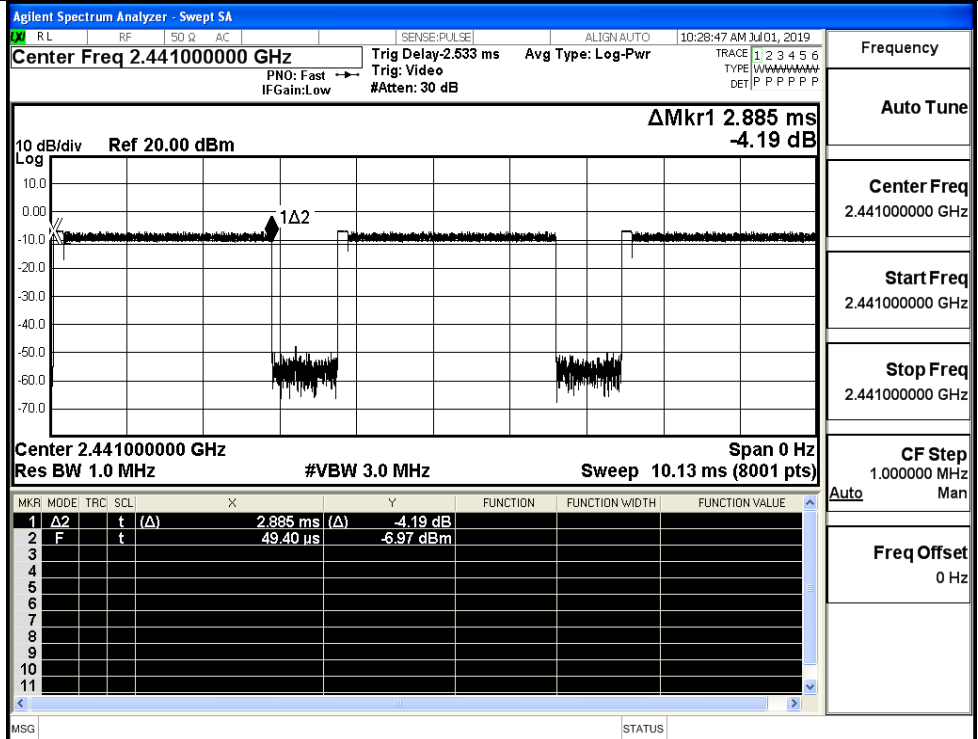
Frequency	
Auto Tune	
Center Freq	2.48000000 GHz
Start Freq	2.48000000 GHz
Stop Freq	2.48000000 GHz
CF Step	1.000000 MHz
Auto	Man
Freq Offset	0 Hz

8DPSK\_3DH5/LCH

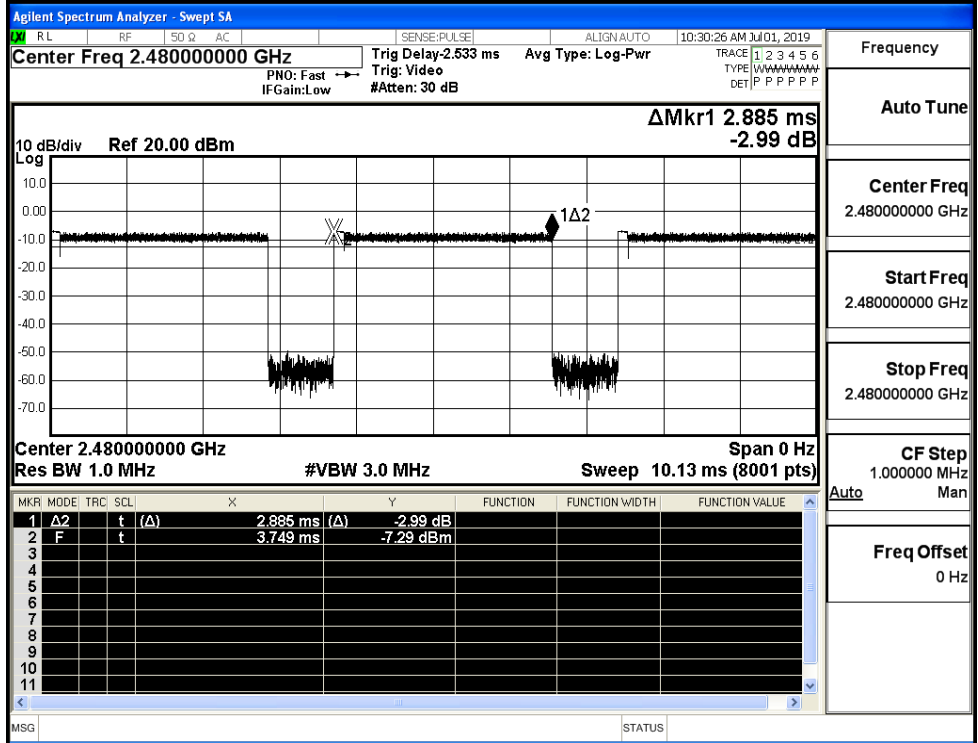


Frequency	
Auto Tune	
Center Freq	2.40200000 GHz
Start Freq	2.40200000 GHz
Stop Freq	2.40200000 GHz
CF Step	1.000000 MHz
Auto	Man
Freq Offset	0 Hz

8DPSK\_3DH5/MCH



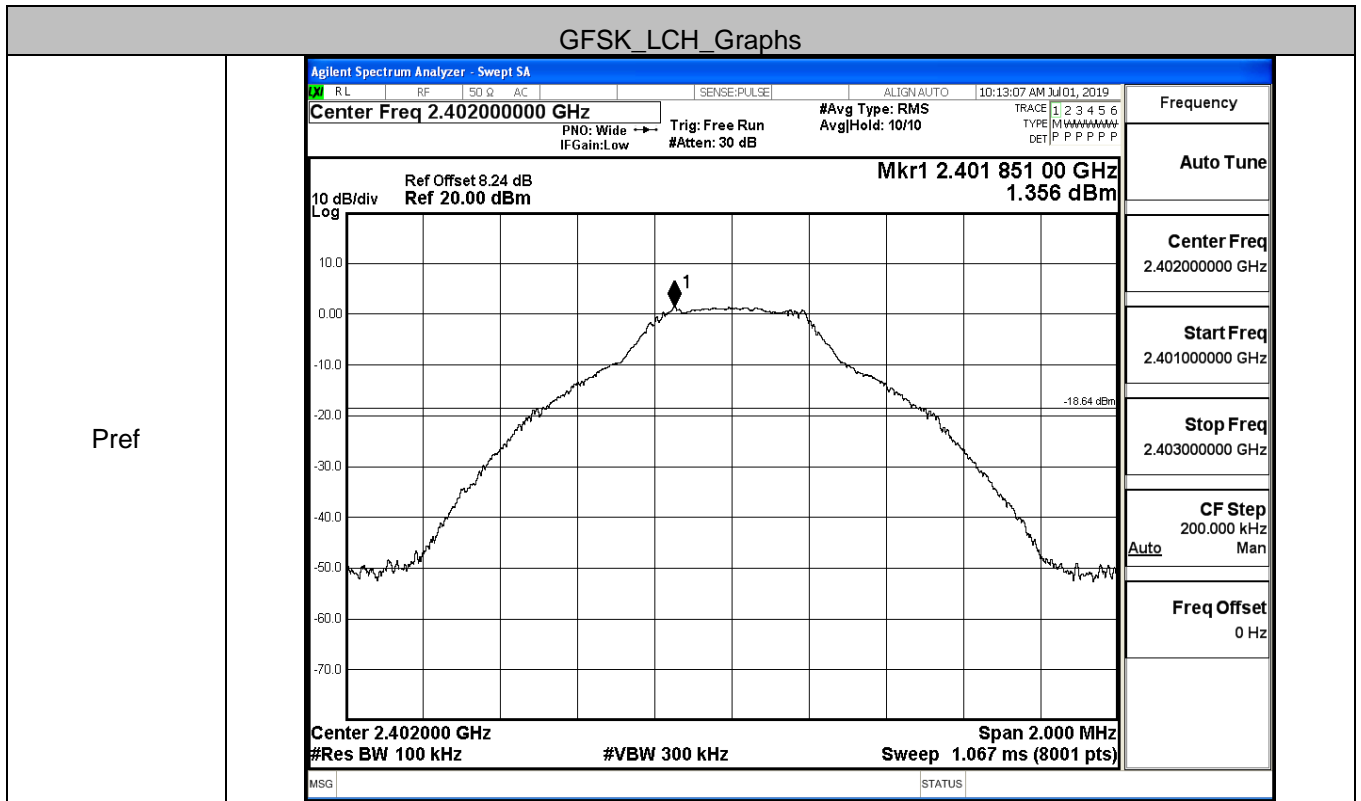
8DPSK\_3DH5/HCH



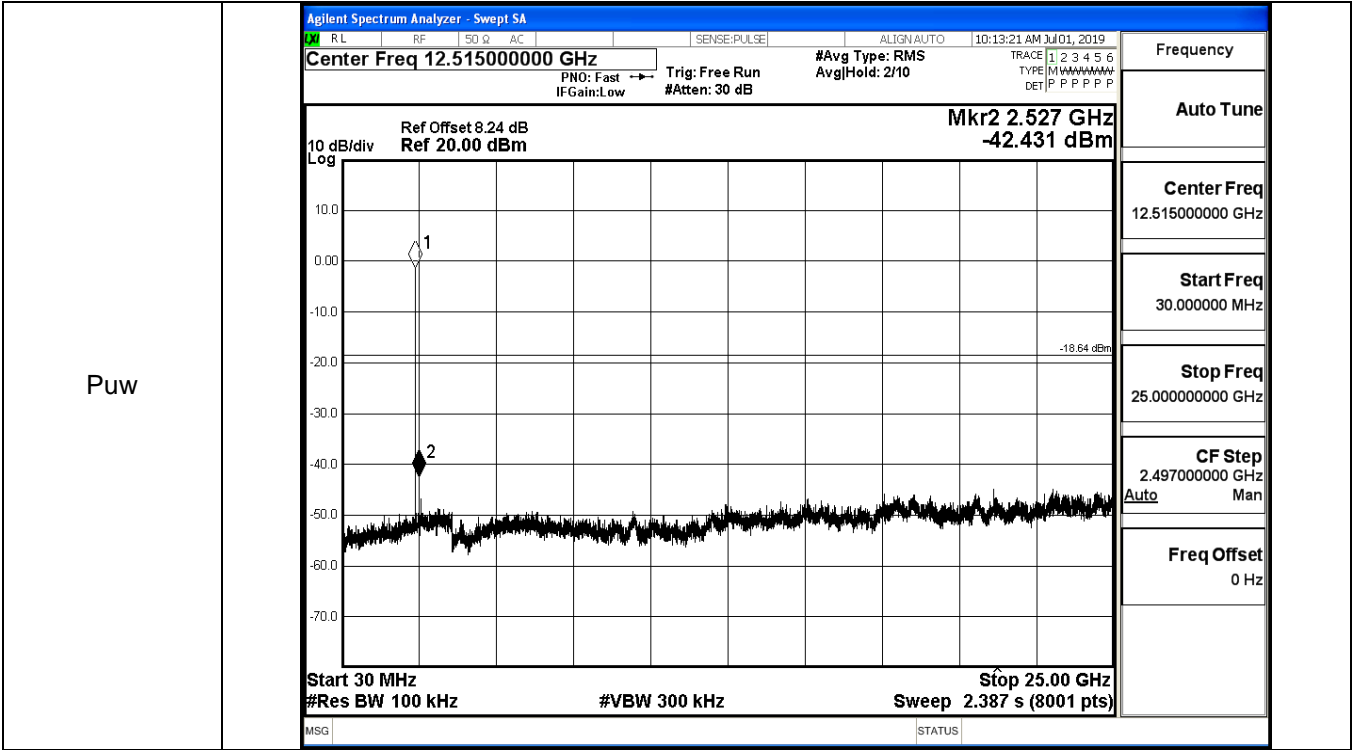
**A.6 RF Conducted Spurious Emissions**

Mode	Channel	Pref [dBm]	Max. Level [dBm]	Limit [dBm]	Verdict
GFSK	LCH	1.356	-42.431	-18.644	PASS
	MCH	2.018	-38.706	-17.982	PASS
	HCH	1.345	-44.260	-18.655	PASS
$\pi$ /4DQPSK	LCH	1.383	-33.452	-18.617	PASS
	MCH	1.234	-44.846	-18.766	PASS
	HCH	1.082	-44.561	-18.918	PASS
8DPSK	LCH	1.391	-44.678	-18.609	PASS
	MCH	1.402	-44.115	-18.598	PASS
	HCH	1.182	-44.866	-18.818	PASS

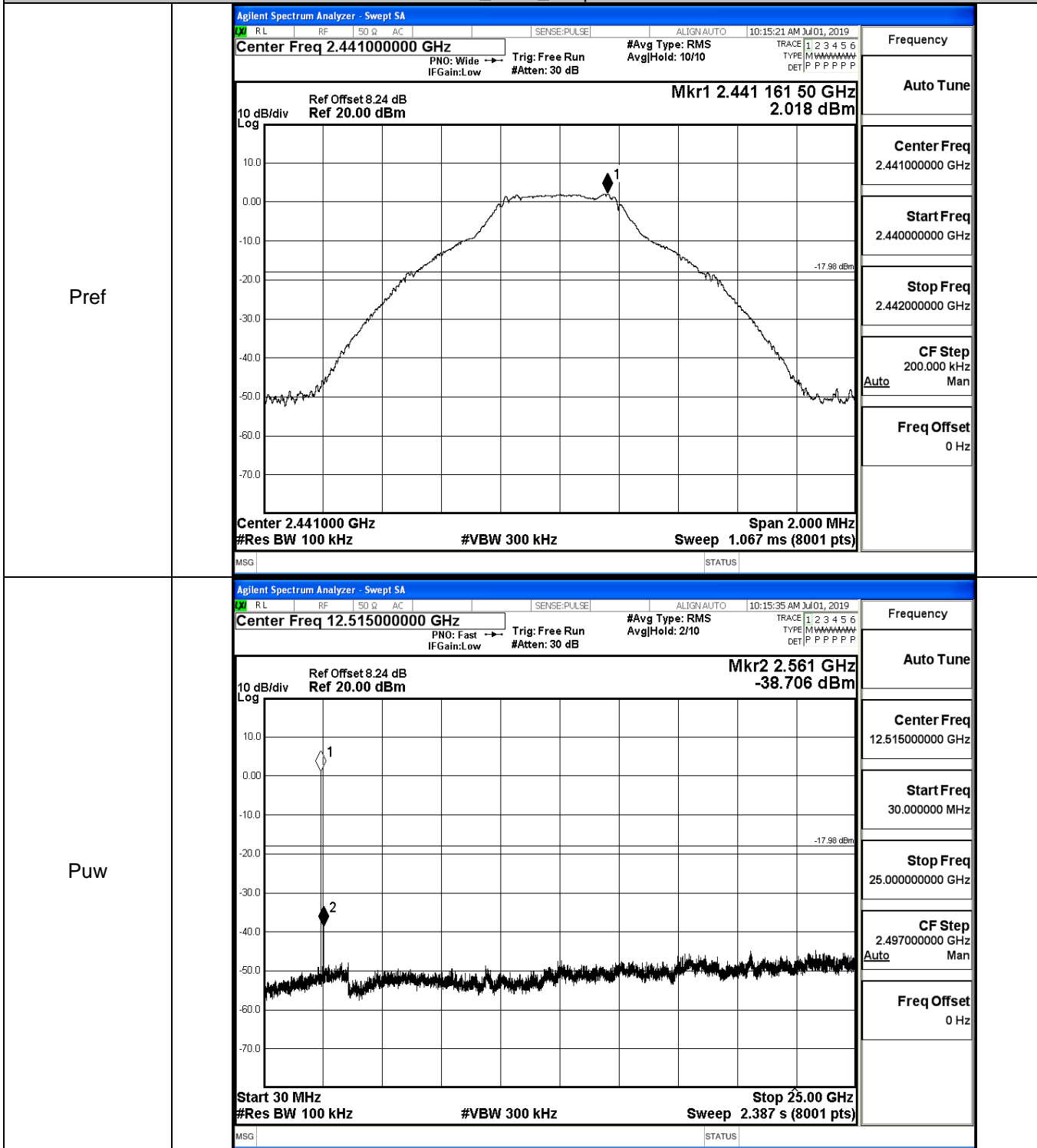
GFSK\_LCH\_Graphs



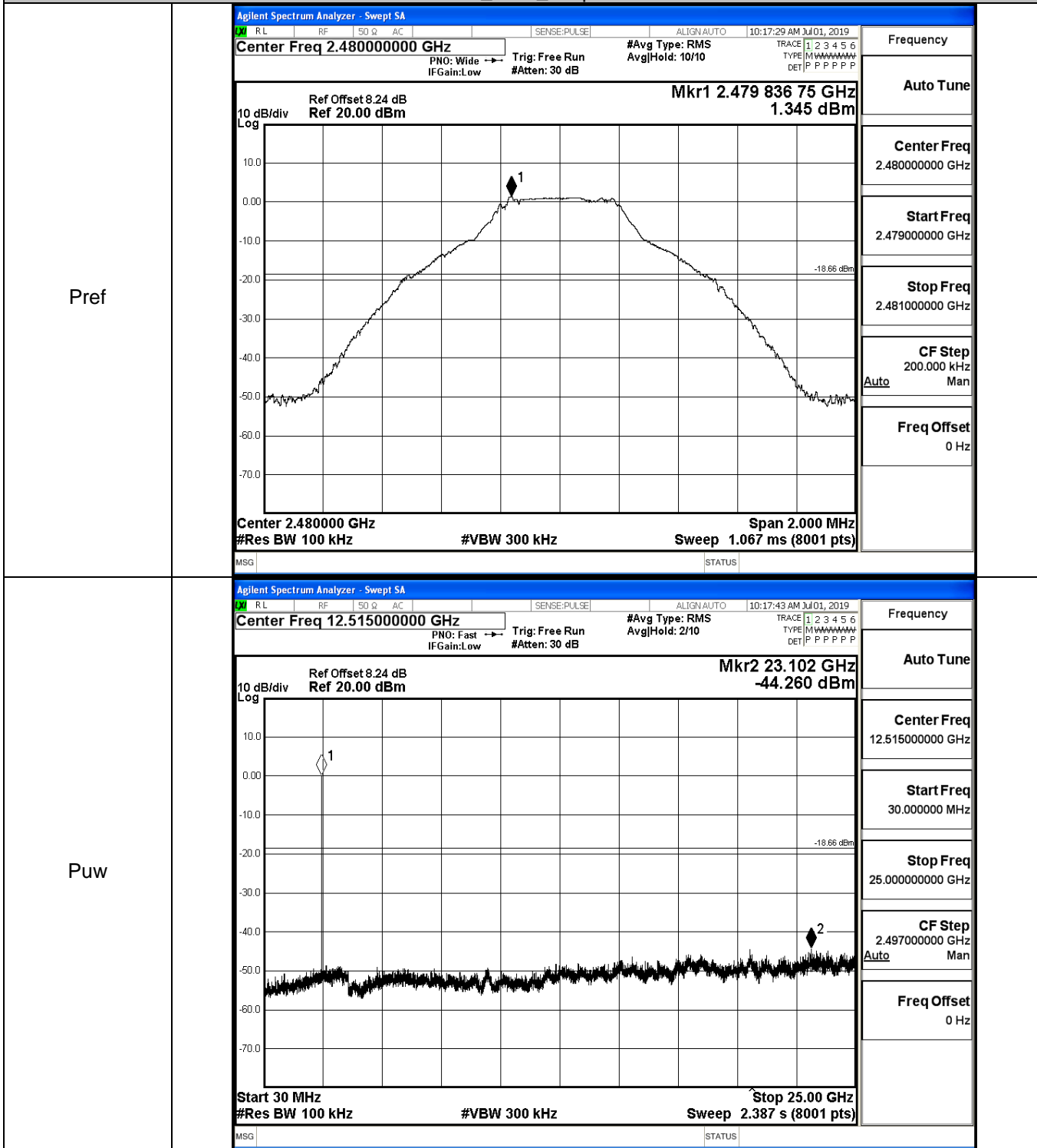




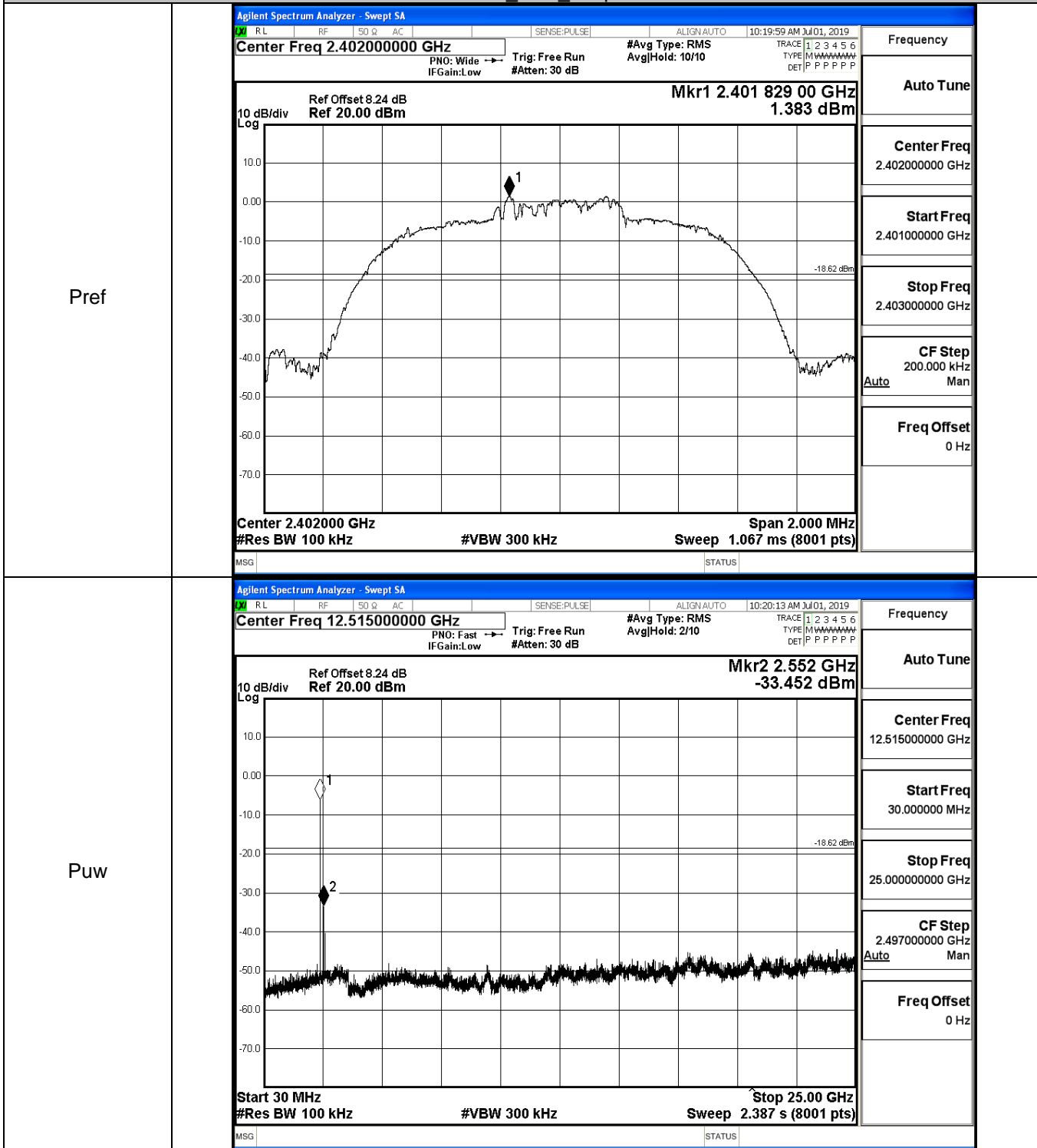
GFSK\_MCH\_Graphs



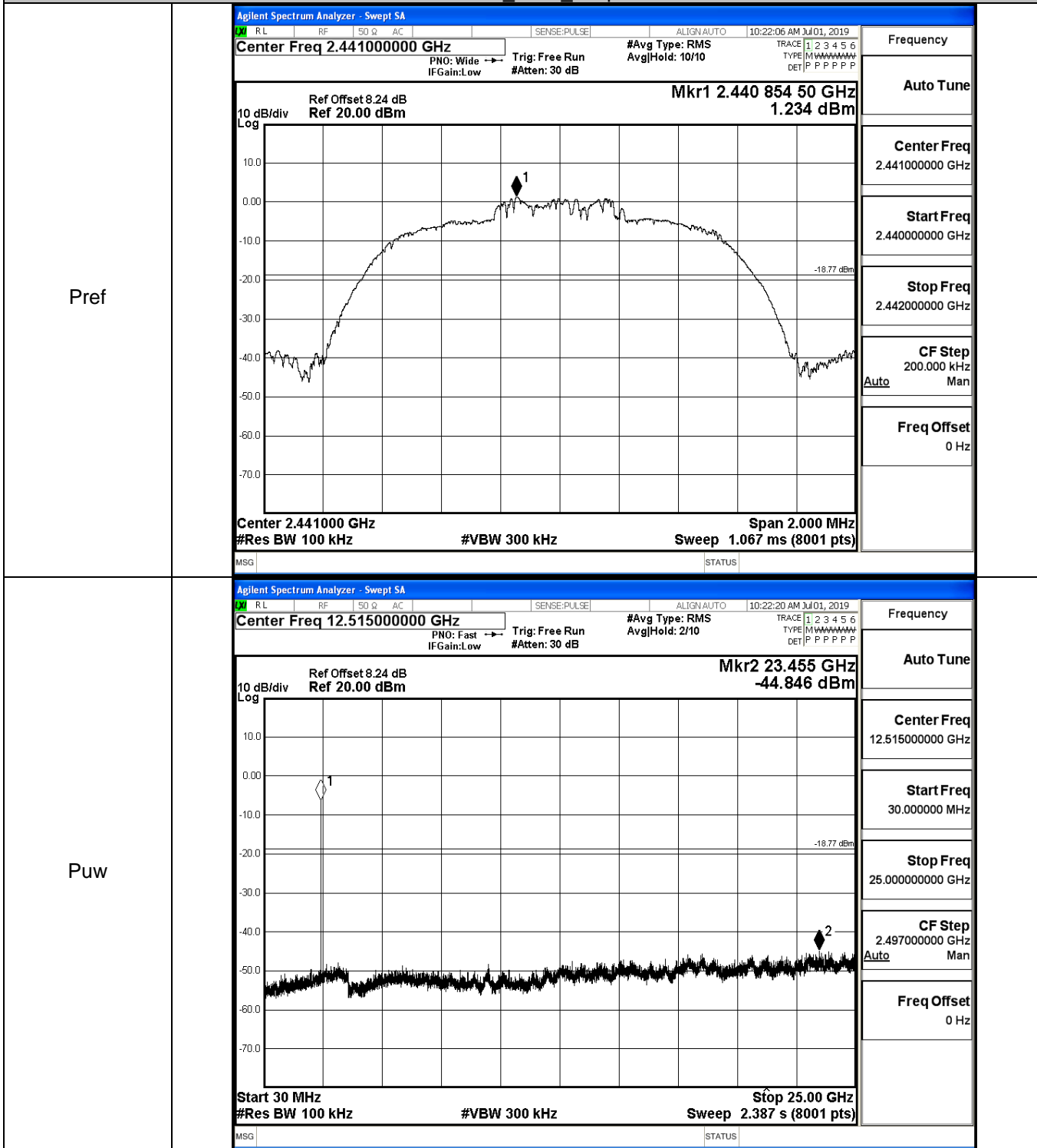
GFSK\_HCH\_Graphs



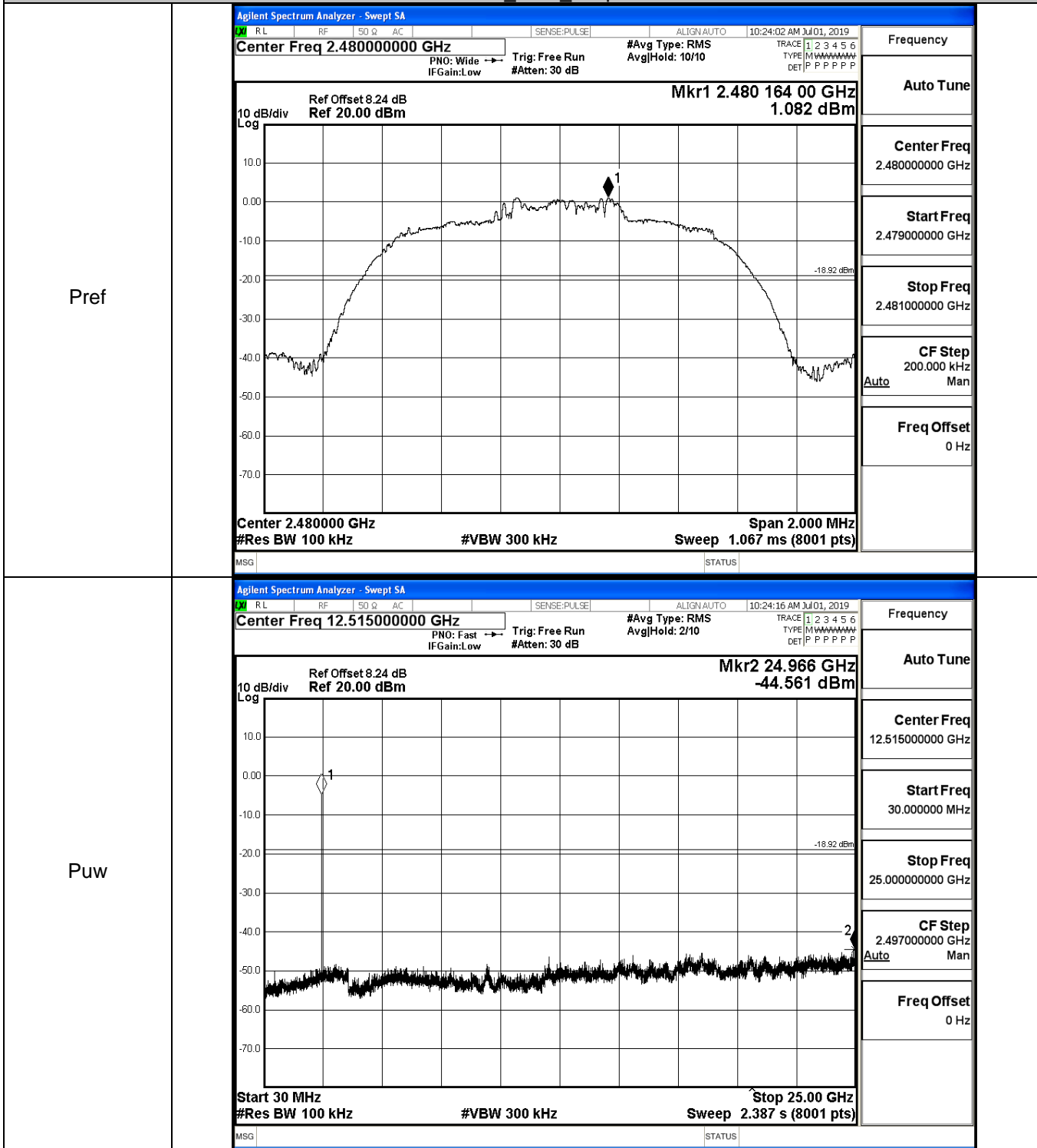
$\pi/4$ DQPSK\_LCH\_Graphs



$\pi/4$ DQPSK\_MCH\_Graphs

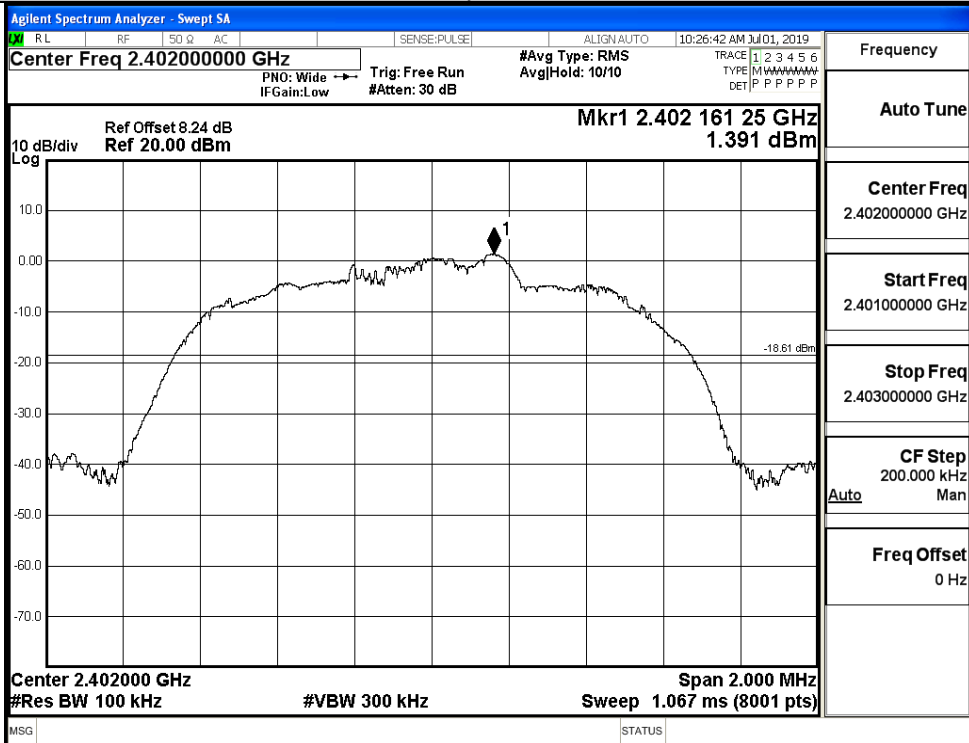


$\pi/4$ DQPSK\_HCH\_Graphs

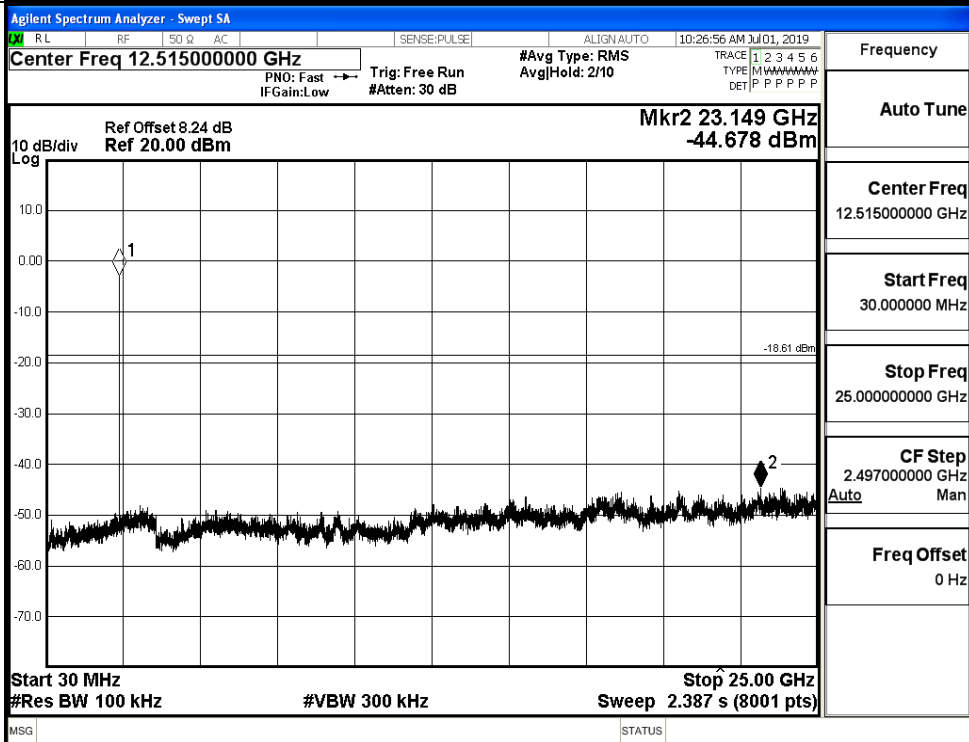


8DPSK\_LCH\_Graphs

Pref

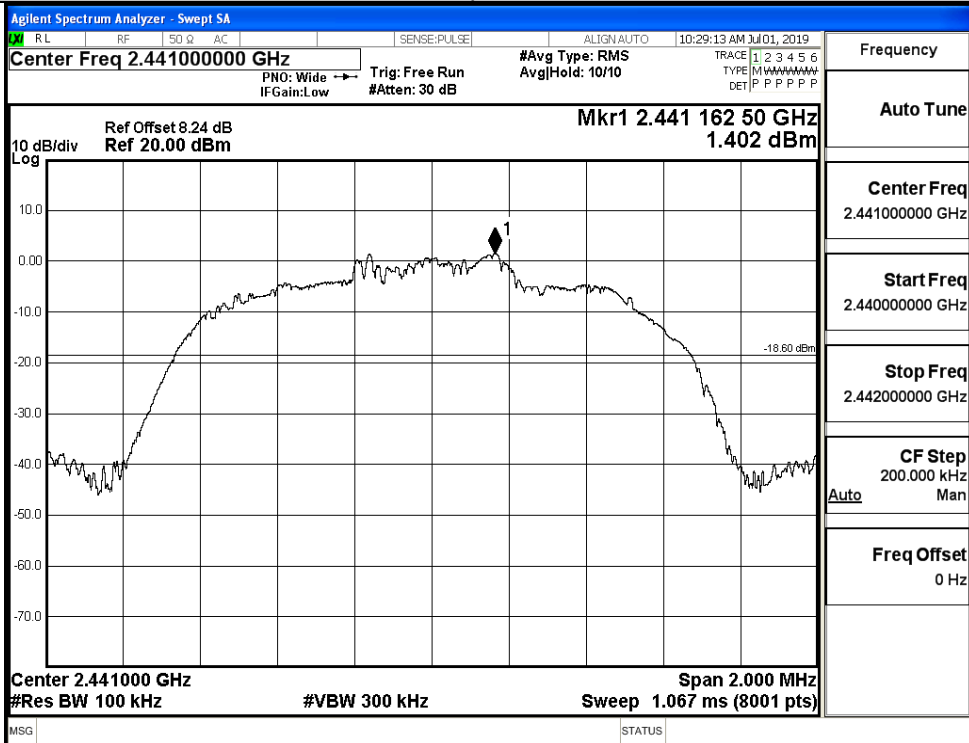


Puw

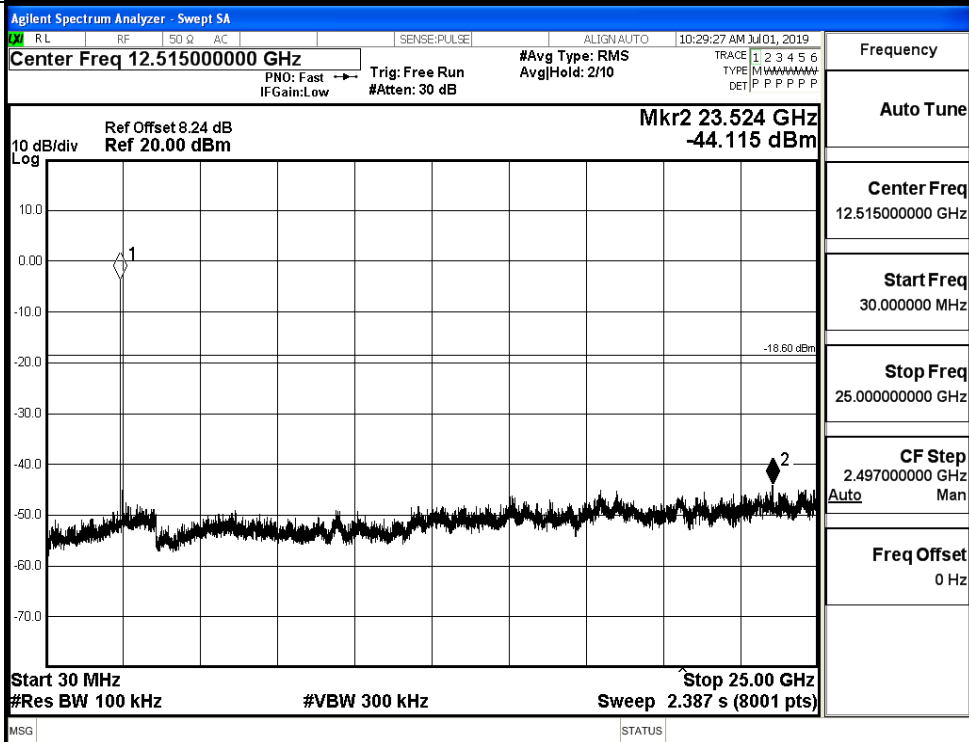


8DPSK\_MCH\_Graphs

Pref

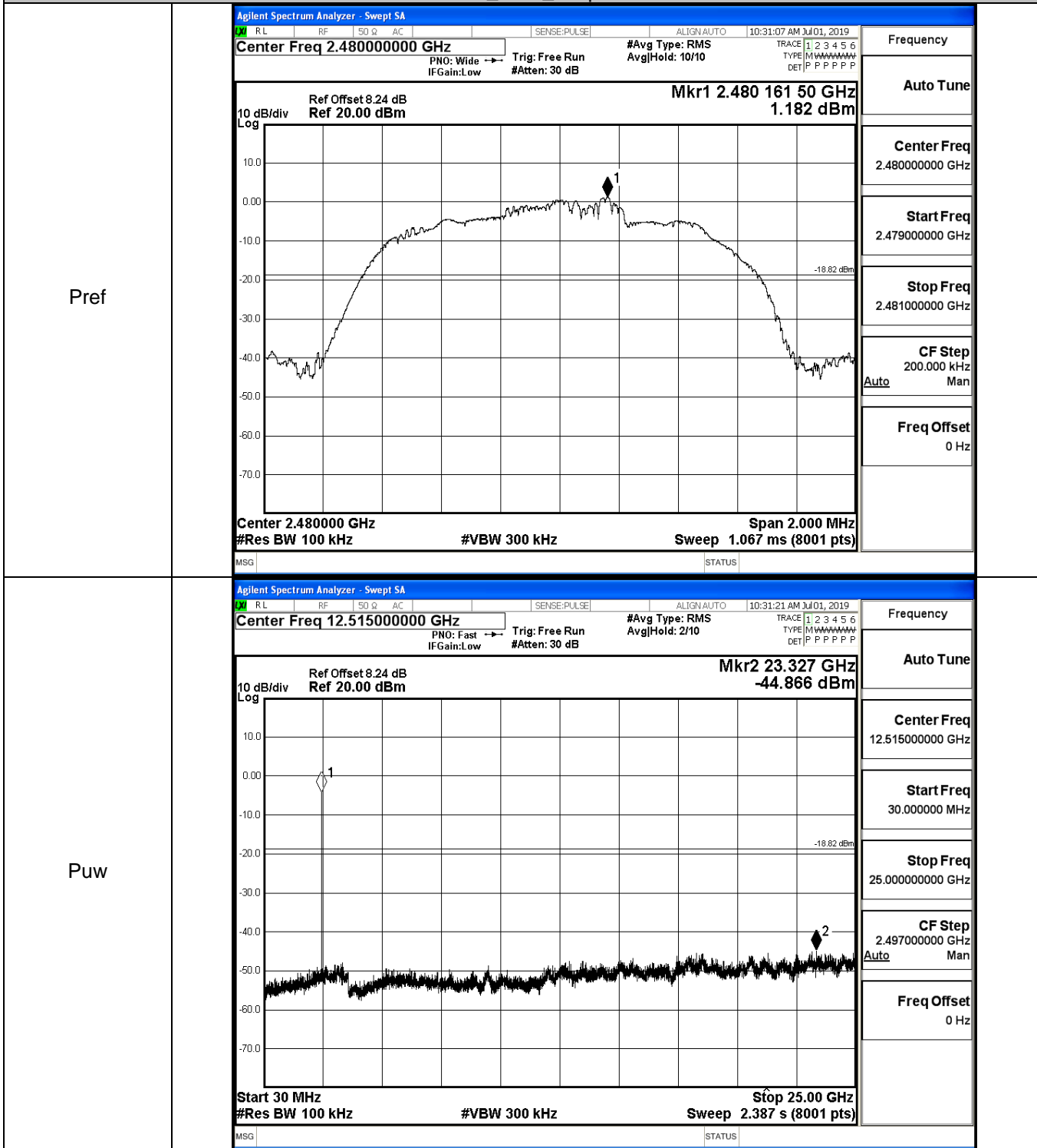


Puw





8DPSK\_HCH\_Graphs

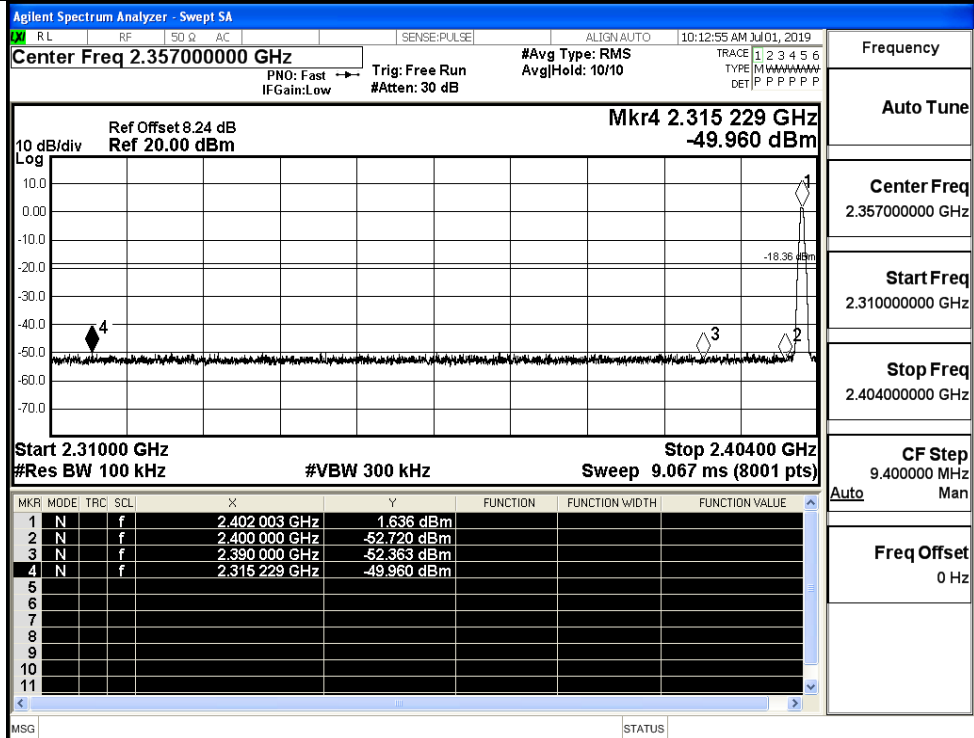


## A.7 Band-edge for RF Conducted Emissions

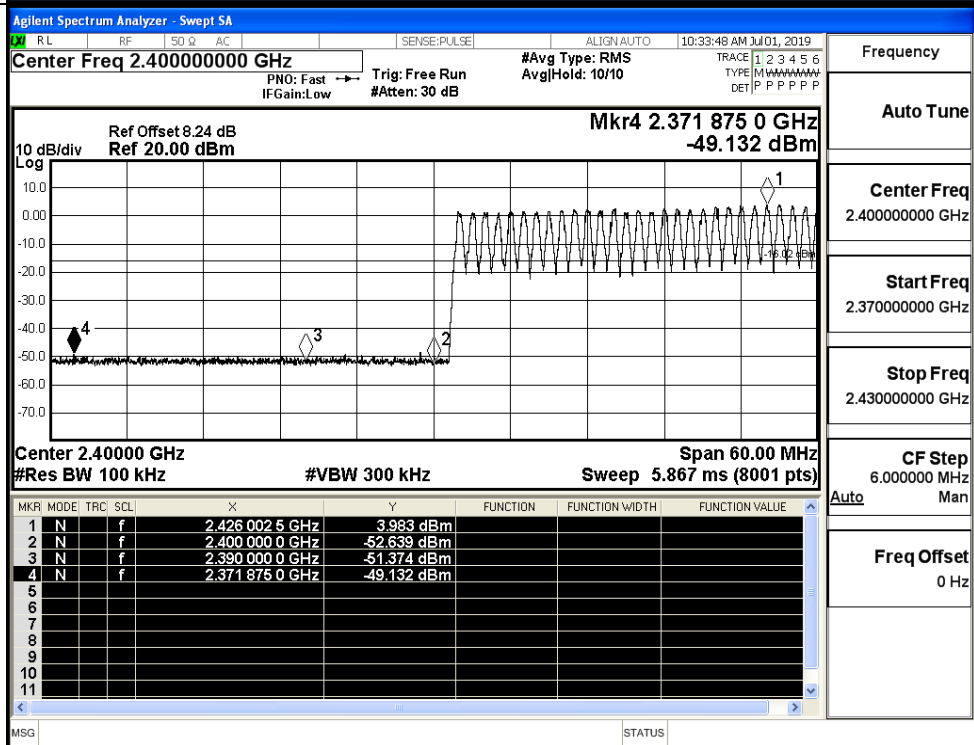
Mode	Channel	Carrier Frequency [MHz]	Carrier Power [dBm]	Frequency Hopping	Max Spurious Level [dBm]	Limit [dBm]	Verdict
GFSK	LCH	2402	1.636	Off	-49.960	-18.36	PASS
			3.983	On	-49.132	-16.02	PASS
	HCH	2480	1.477	Off	-49.146	-18.52	PASS
			4.080	On	-49.095	-15.92	PASS
$\pi/4$ DQPSK	LCH	2402	1.563	Off	-49.197	-18.44	PASS
			3.018	On	-48.854	-16.98	PASS
	HCH	2480	1.174	Off	-48.819	-18.83	PASS
			3.696	On	-48.797	-16.3	PASS
8DPSK	LCH	2402	1.279	Off	-49.799	-18.72	PASS
			2.872	On	-48.885	-17.13	PASS
	HCH	2480	1.001	Off	-49.519	-19	PASS
			3.332	On	-48.696	-16.67	PASS

Test Graphs

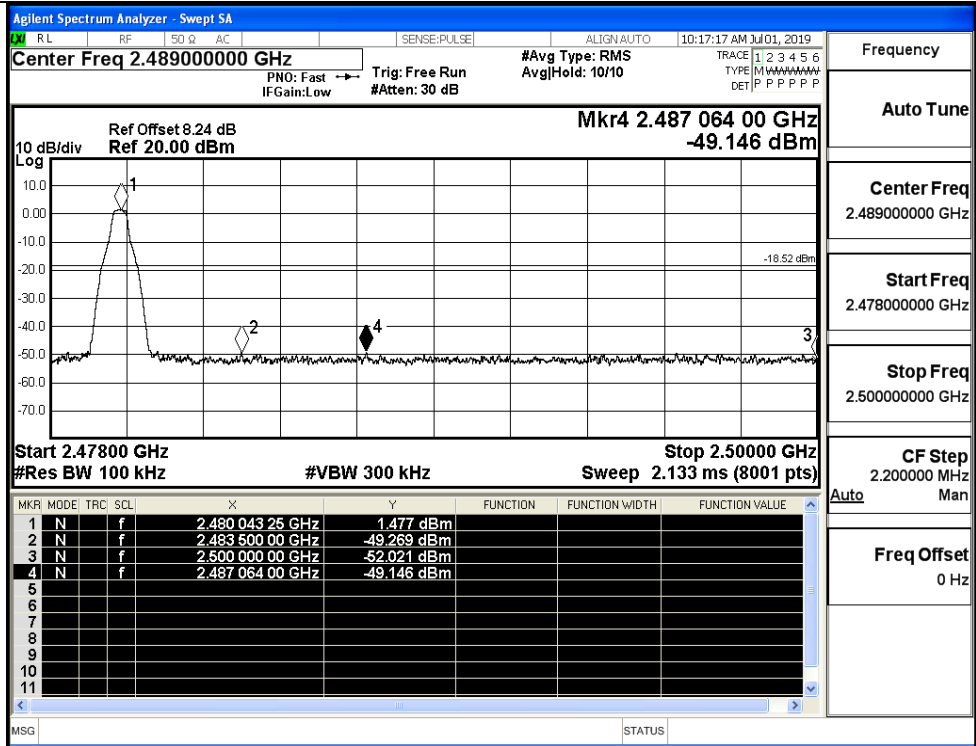
GFSK/LCH/No Hop



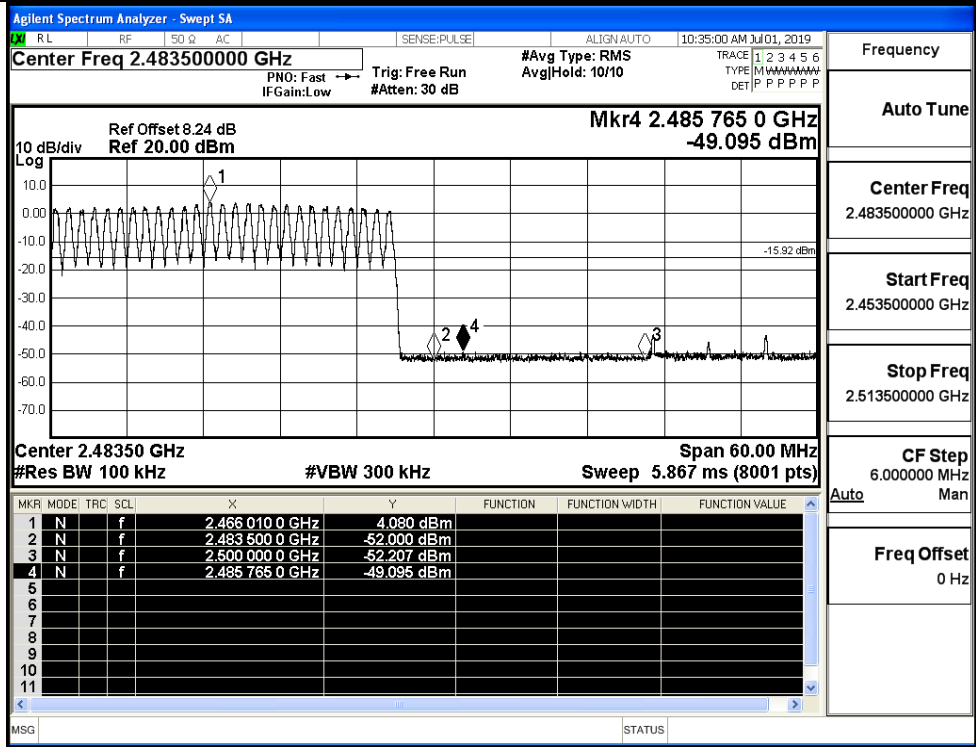
GFSK/LCH/Hop



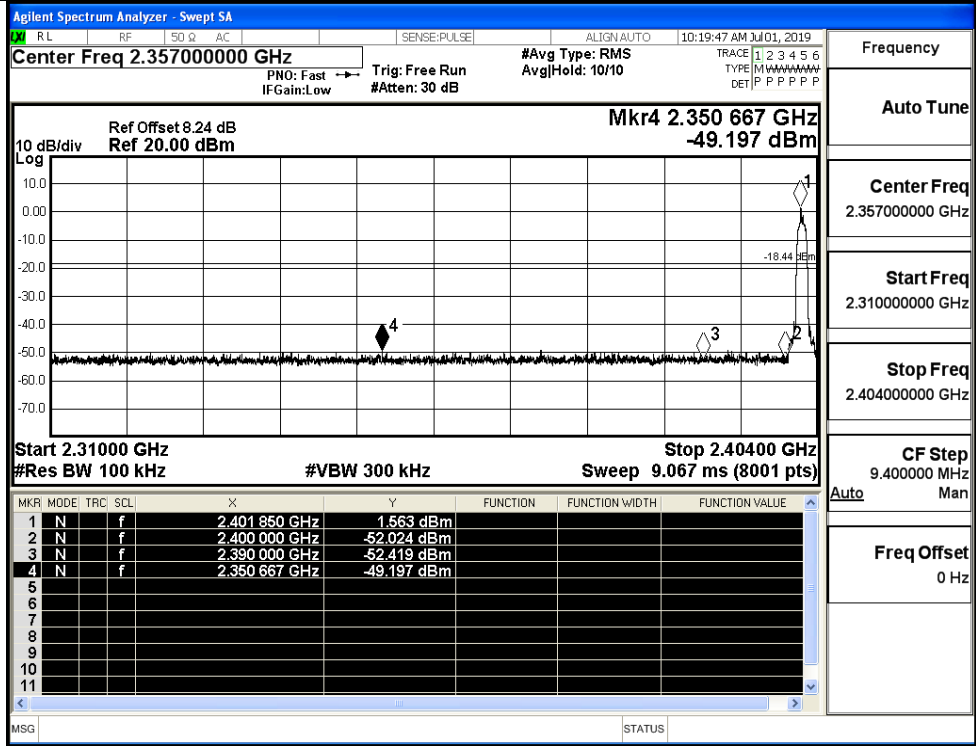
GFSK/HCH/No Hop



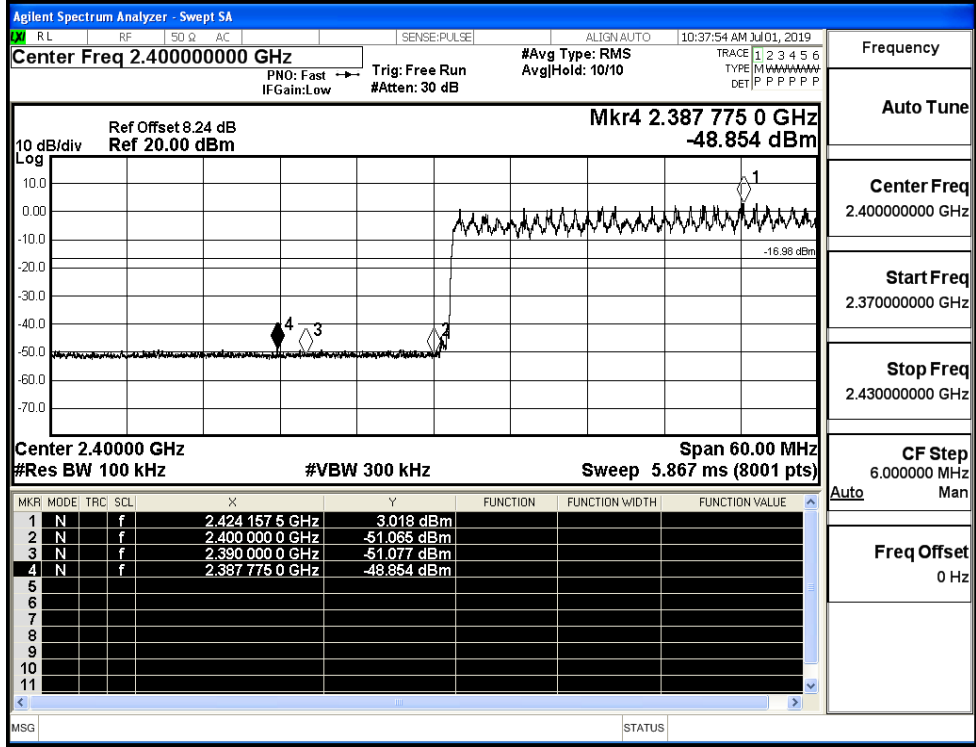
GFSK/HCH/Hop



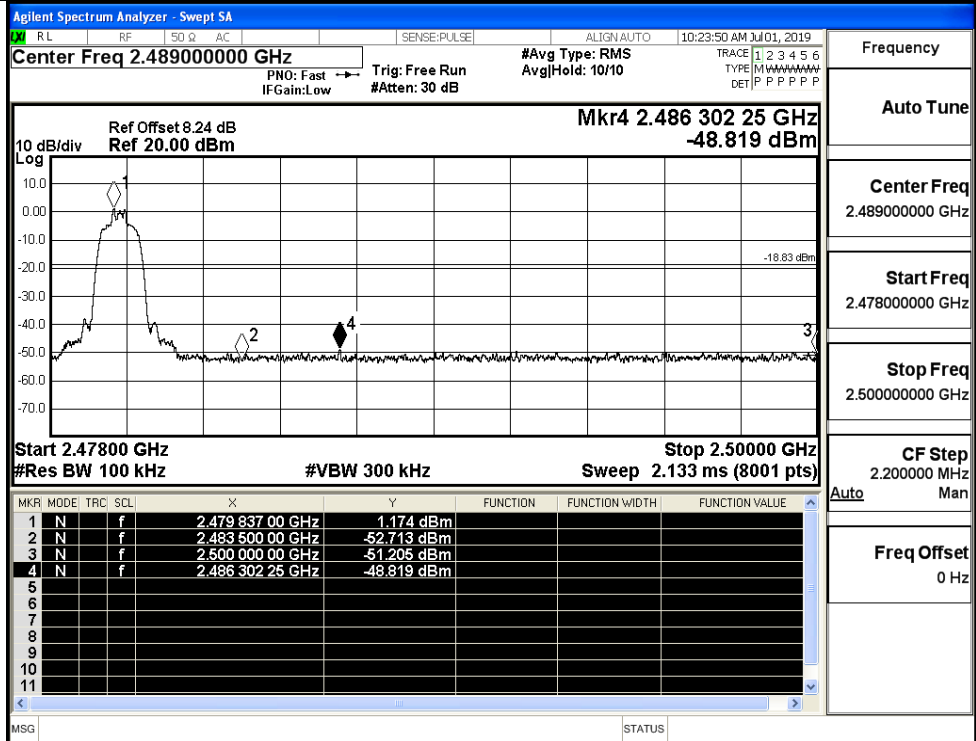
$\pi/4$ DQPSK/LCH/No  
Hop



$\pi/4$ DQPSK/LCH/Hop

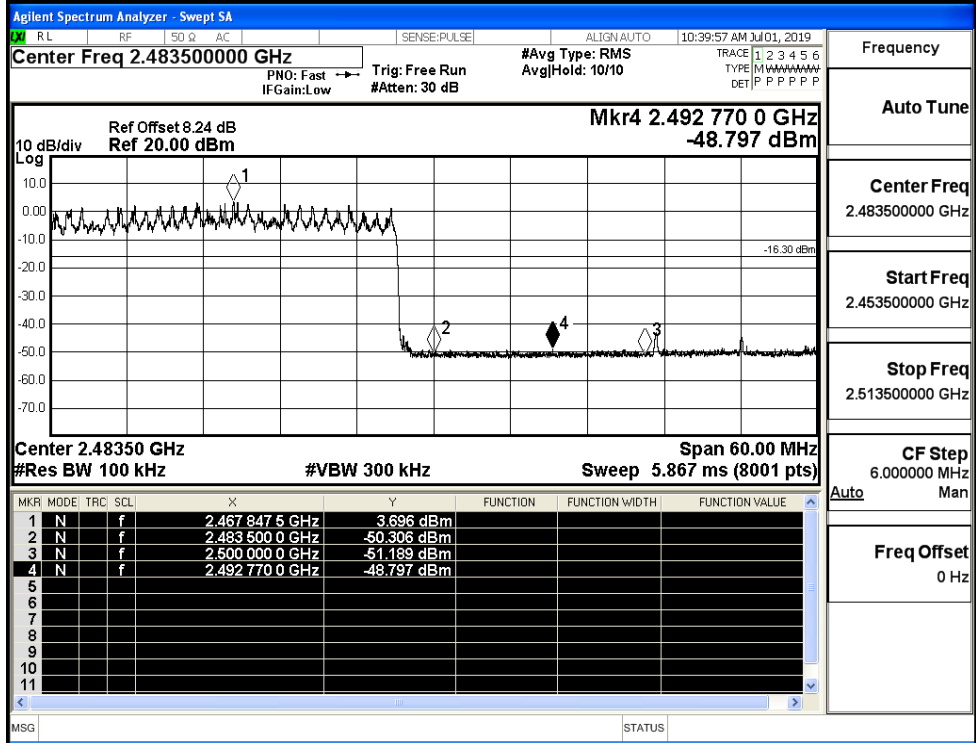


$\pi$ /4DQPSK/HCH/No  
Hop



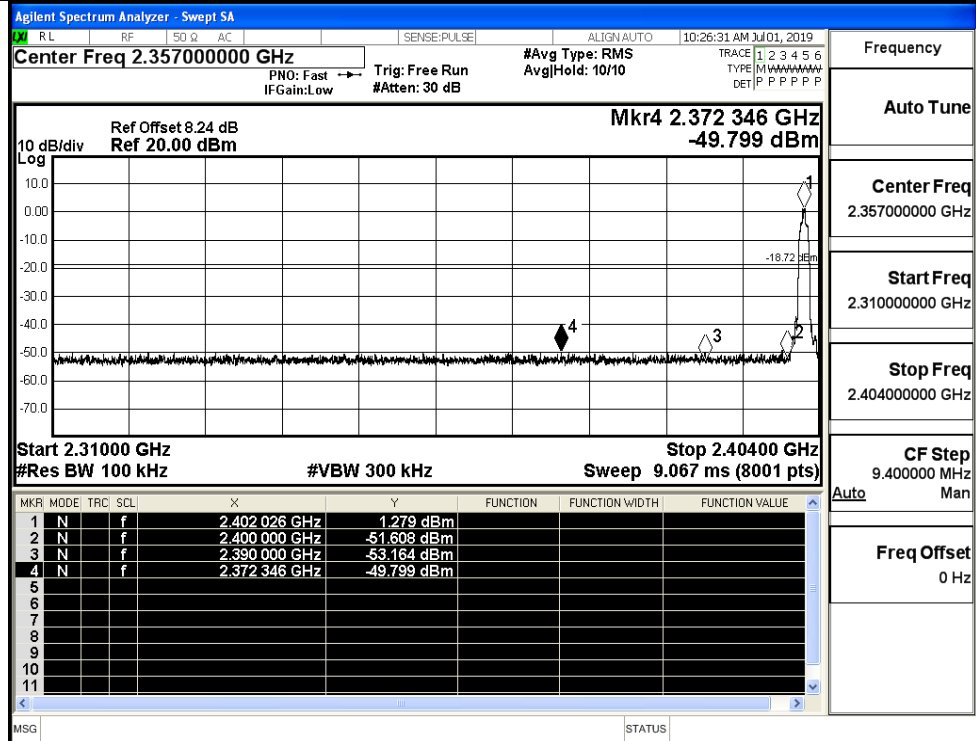
Frequency	2.489000000 GHz
Auto Tune	
Center Freq	2.489000000 GHz
Start Freq	2.478000000 GHz
Stop Freq	2.500000000 GHz
CF Step	2.200000 MHz
Freq Offset	0 Hz

$\pi$ /4DQPSK/HCH/Hop



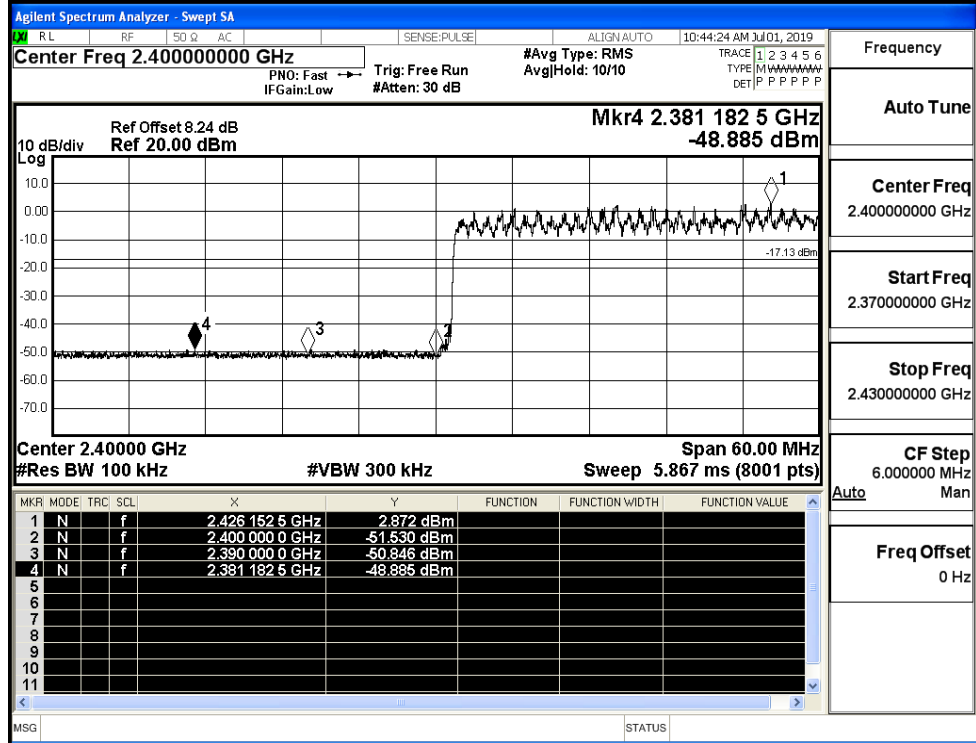
Frequency	2.483500000 GHz
Auto Tune	
Center Freq	2.483500000 GHz
Start Freq	2.453500000 GHz
Stop Freq	2.513500000 GHz
CF Step	6.000000 MHz
Freq Offset	0 Hz

8DPSK/LCH/No Hop



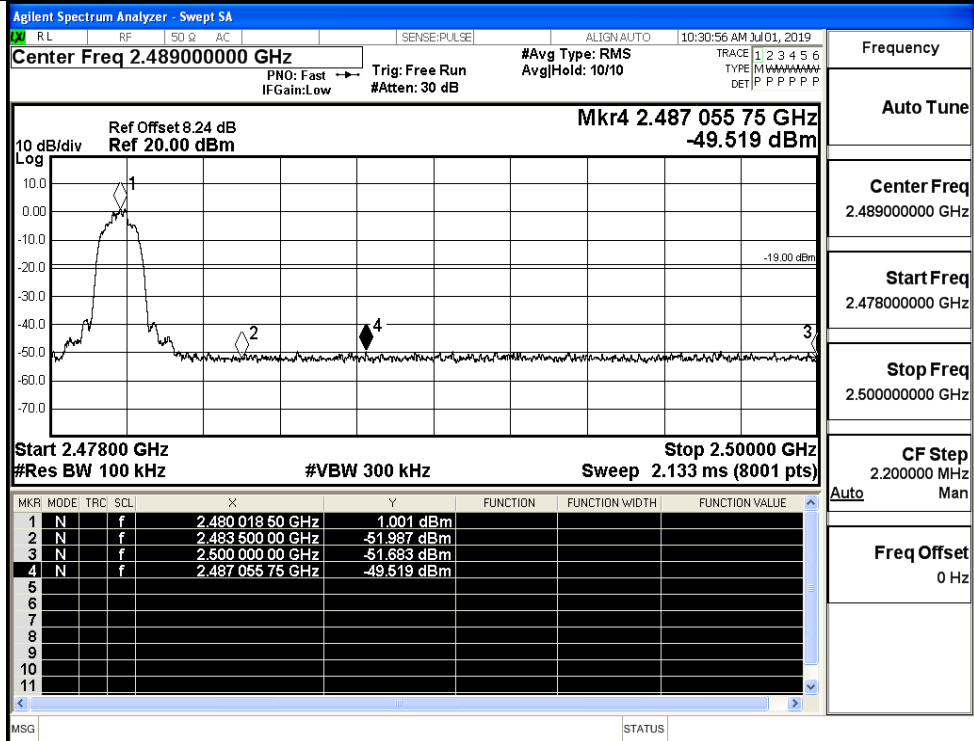
Frequency	
Auto Tune	
Center Freq	2.357000000 GHz
Start Freq	2.310000000 GHz
Stop Freq	2.404000000 GHz
CF Step	9.400000 MHz
Freq Offset	0 Hz

8DPSK/LCH/Hop



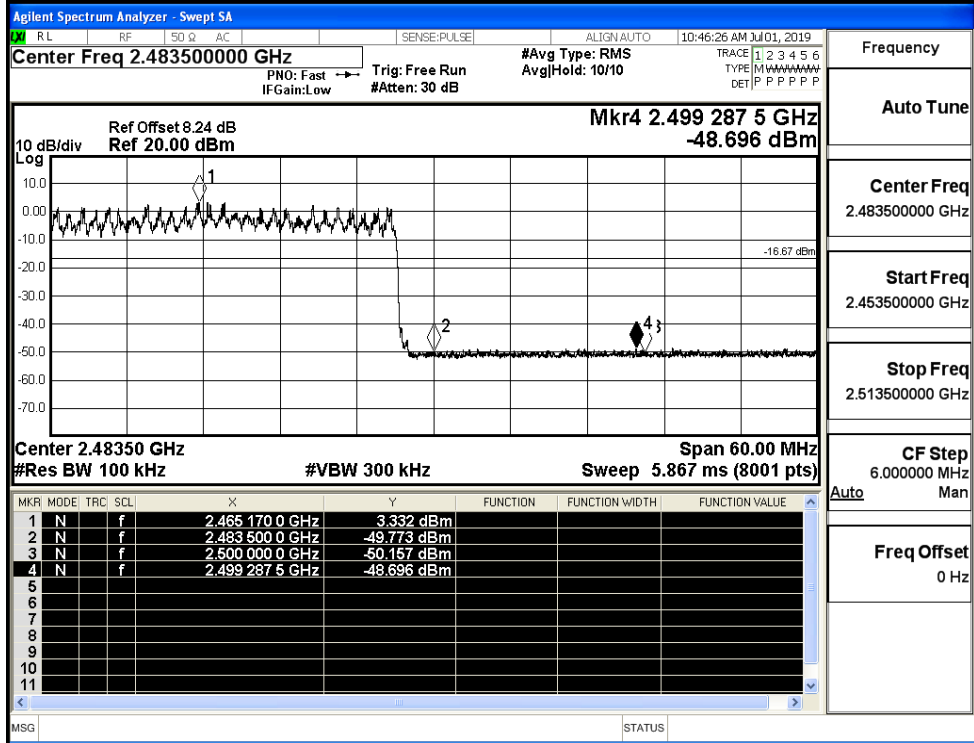
Frequency	
Auto Tune	
Center Freq	2.400000000 GHz
Start Freq	2.370000000 GHz
Stop Freq	2.430000000 GHz
CF Step	6.000000 MHz
Freq Offset	0 Hz

8DPSK/HCH/No Hop



Frequency  
Auto Tune  
Center Freq  
2.489000000 GHz  
Start Freq  
2.478000000 GHz  
Stop Freq  
2.500000000 GHz  
CF Step  
2.200000 MHz  
Auto Man  
Freq Offset  
0 Hz

8DPSK/HCH/Hop



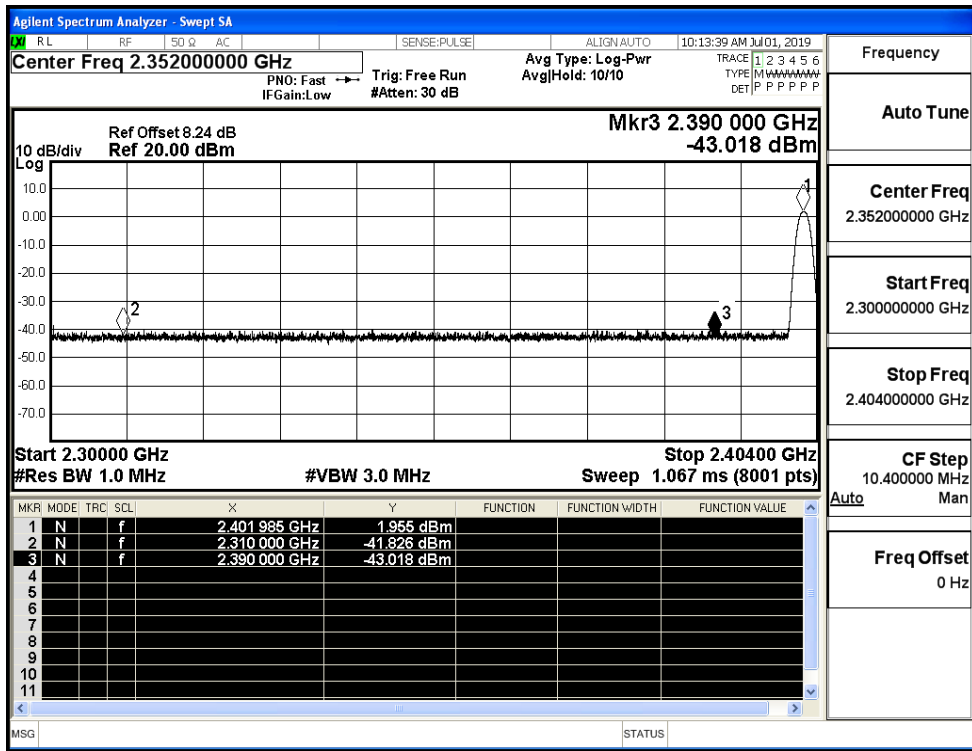
Frequency  
Auto Tune  
Center Freq  
2.483500000 GHz  
Start Freq  
2.465000000 GHz  
Stop Freq  
2.513500000 GHz  
CF Step  
6.000000 MHz  
Auto Man  
Freq Offset  
0 Hz



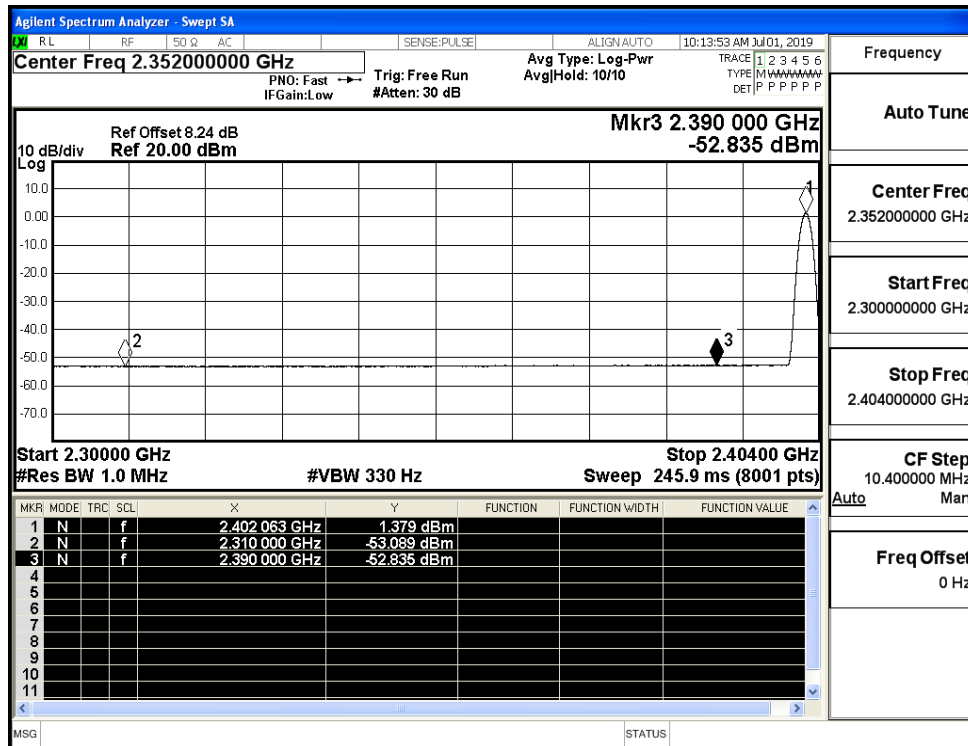
## A.8 Restrict-band band-edge measurements

Test Mode	Hopping	Freq.	Power [dBm]	Gain	Ground Factor	E [dBuV/m]	Detector	Limit [dBuV/m]	Verdict
GFSK	Off	2310.0	-41.83	2.0	0	53.43	PEAK	74	PASS
	Off	2310.0	-53.09	2.0	0	42.17	AV	54	PASS
	Off	2390.0	-43.02	2.0	0	52.24	PEAK	74	PASS
	Off	2390.0	-52.84	2.0	0	42.42	AV	54	PASS
	Off	2483.5	-42.73	2.0	0	52.53	PEAK	74	PASS
	Off	2483.5	-52.59	2.0	0	42.67	AV	54	PASS
	Off	2500.0	-42.28	2.0	0	52.98	PEAK	74	PASS
	Off	2500.0	-52.39	2.0	0	42.87	AV	54	PASS
$\pi/4$ DQPSK	Off	2310.0	-43.04	2.0	0	52.22	PEAK	74	PASS
	Off	2310.0	-53.10	2.0	0	42.16	AV	54	PASS
	Off	2390.0	-40.37	2.0	0	54.89	PEAK	74	PASS
	Off	2390.0	-52.85	2.0	0	42.41	AV	54	PASS
	Off	2483.5	-42.99	2.0	0	52.27	PEAK	74	PASS
	Off	2483.5	-52.62	2.0	0	42.64	AV	54	PASS
	Off	2500.0	-42.57	2.0	0	52.69	PEAK	74	PASS
	Off	2500.0	-52.51	2.0	0	42.75	AV	54	PASS
8DPSK	Off	2310.0	-43.08	2.0	0	52.18	PEAK	74	PASS
	Off	2310.0	-53.10	2.0	0	42.15	AV	54	PASS
	Off	2390.0	-43.84	2.0	0	51.42	PEAK	74	PASS
	Off	2390.0	-52.80	2.0	0	42.46	AV	54	PASS
	Off	2483.5	-43.08	2.0	0	52.18	PEAK	74	PASS
	Off	2483.5	-52.36	2.0	0	42.90	AV	54	PASS
	Off	2500.0	-41.46	2.0	0	53.80	PEAK	74	PASS
	Off	2500.0	-52.38	2.0	0	42.88	AV	54	PASS

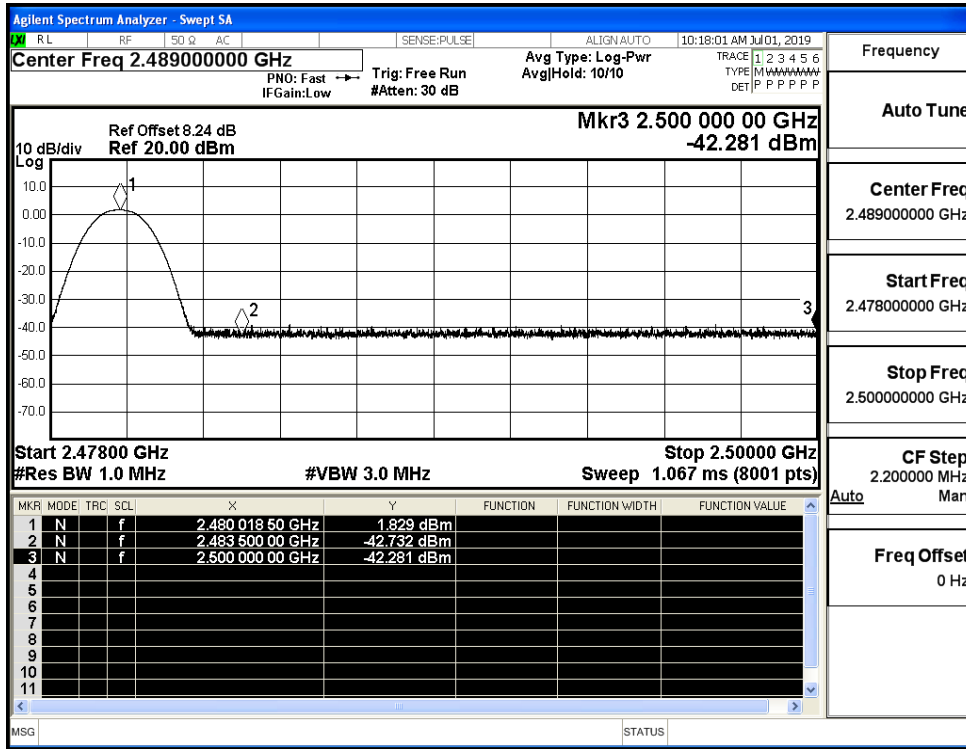
Restrict-band band-edge measurements\_Hopping Off\_GFSK\_PEAK (Low Channel)



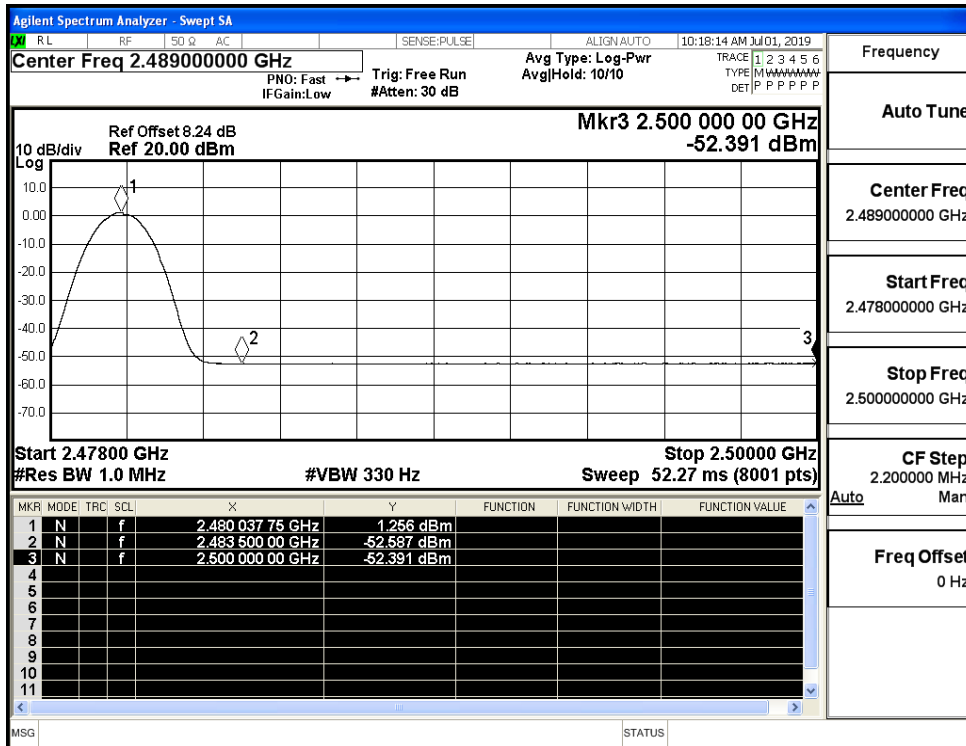
Restrict-band band-edge measurements\_Hopping Off\_GFSK\_Average (Low Channel)



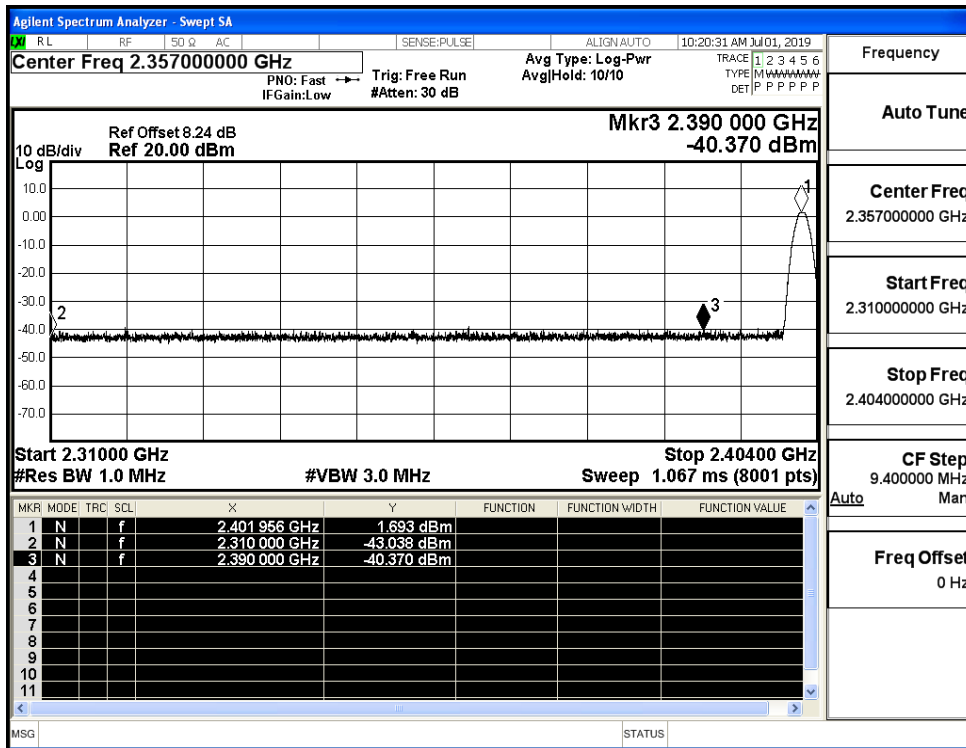
Restrict-band band-edge measurements\_Hopping Off\_GFSK\_PEAK (High Channel)



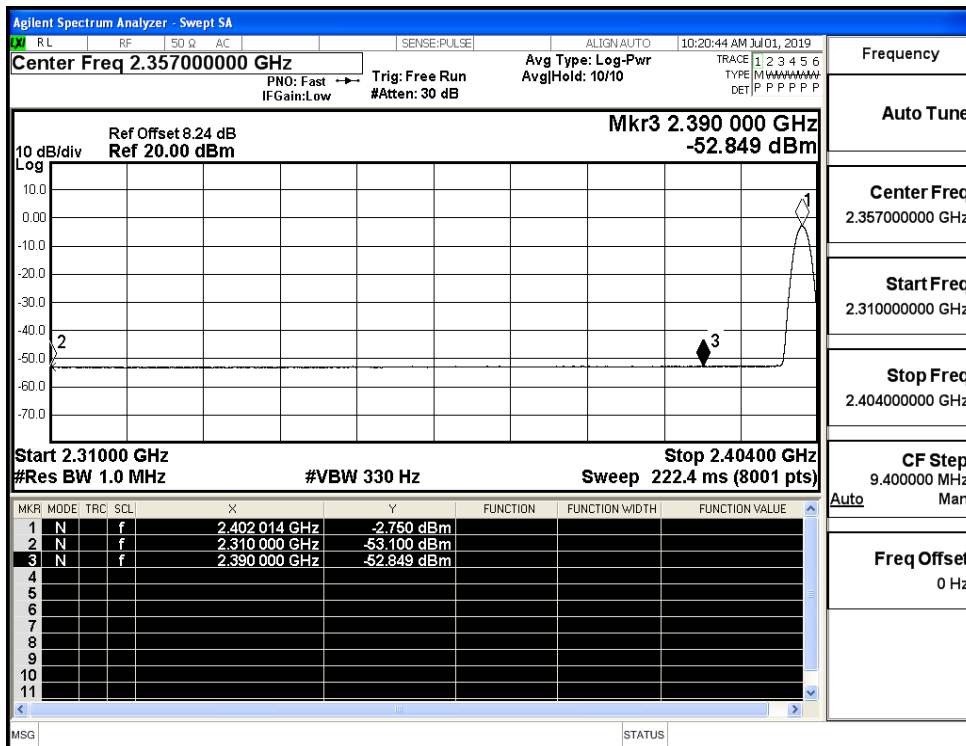
Restrict-band band-edge measurements\_Hopping Off\_GFSK\_Average (High Channel)



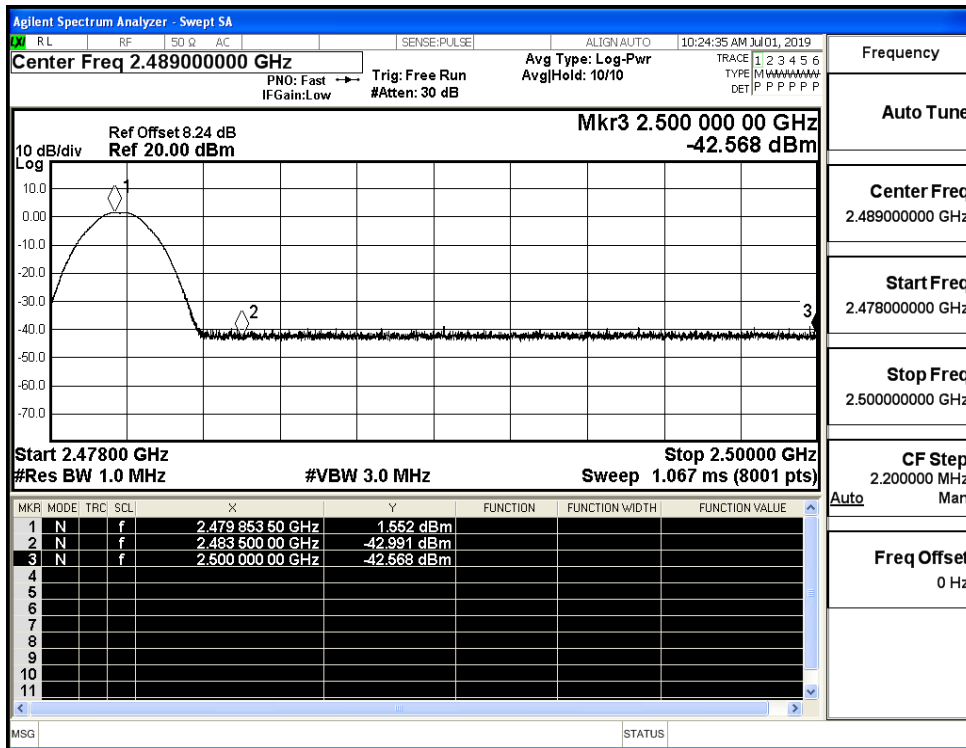
Restrict-band band-edge measurements\_Hopping Off  $\pi/4$ -DQPSK\_PEAK (Low Channel)



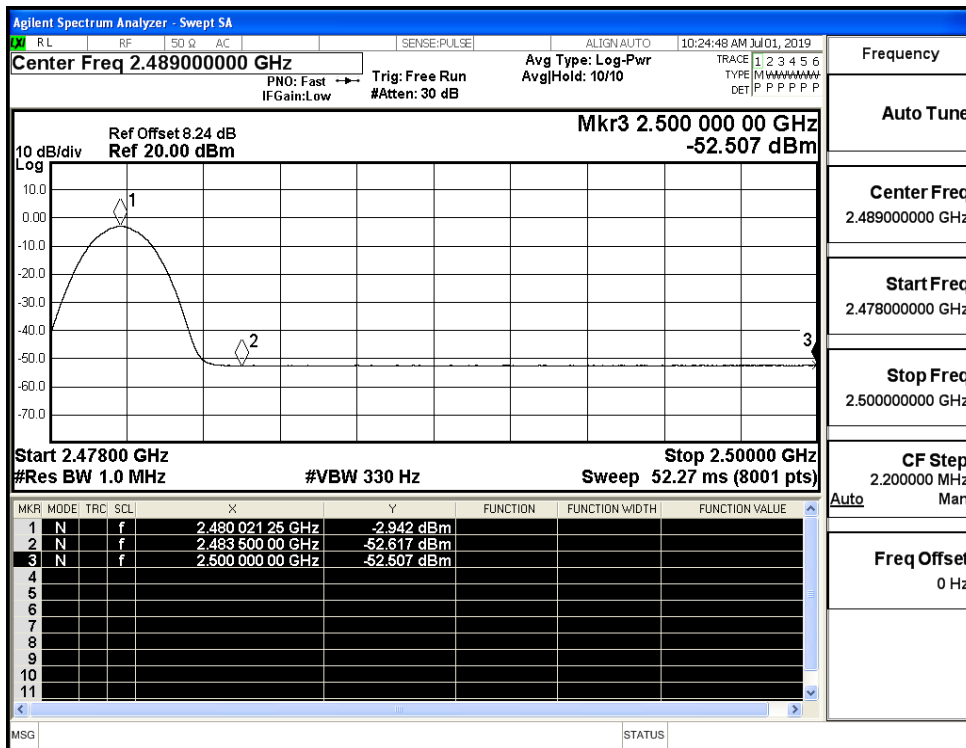
Restrict-band band-edge measurements\_Hopping Off  $\pi/4$ -DQPSK\_Average (Low Channel)



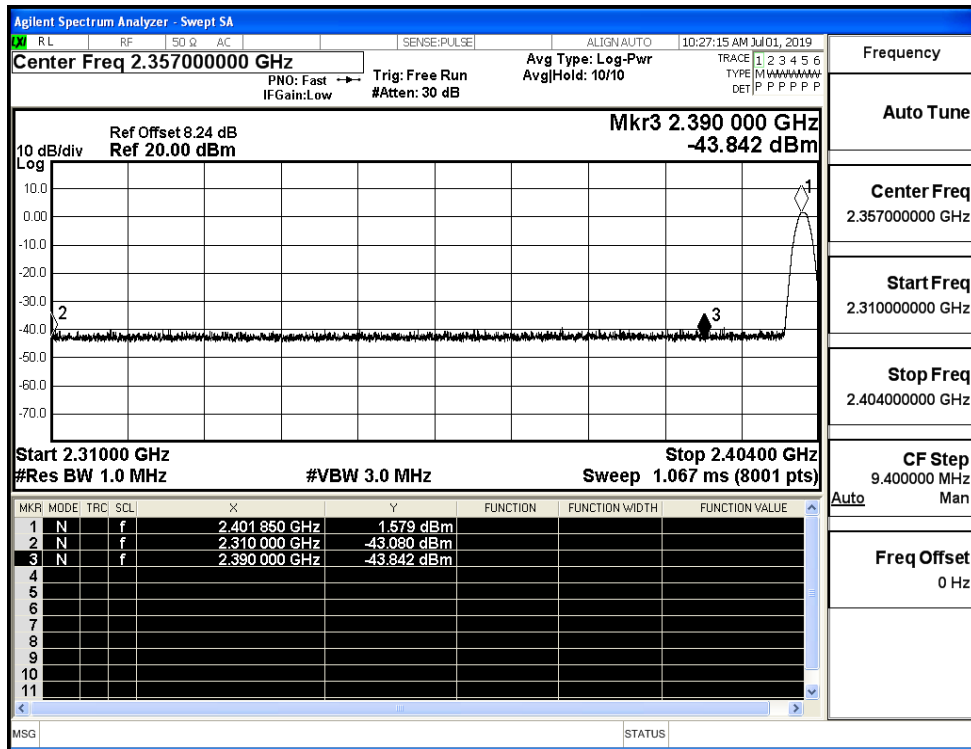
Restrict-band band-edge measurements\_Hopping Off\_π/4-DQPSK\_PEAK (High Channel)



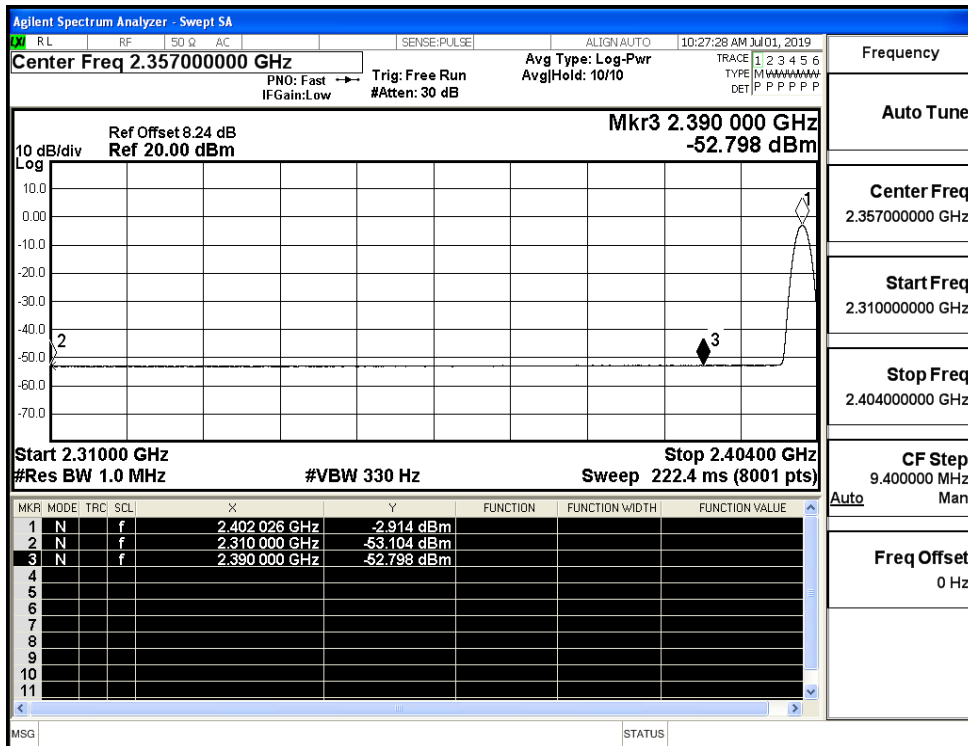
Restrict-band band-edge measurements\_Hopping Off\_π/4-DQPSK\_Average (High Channel)



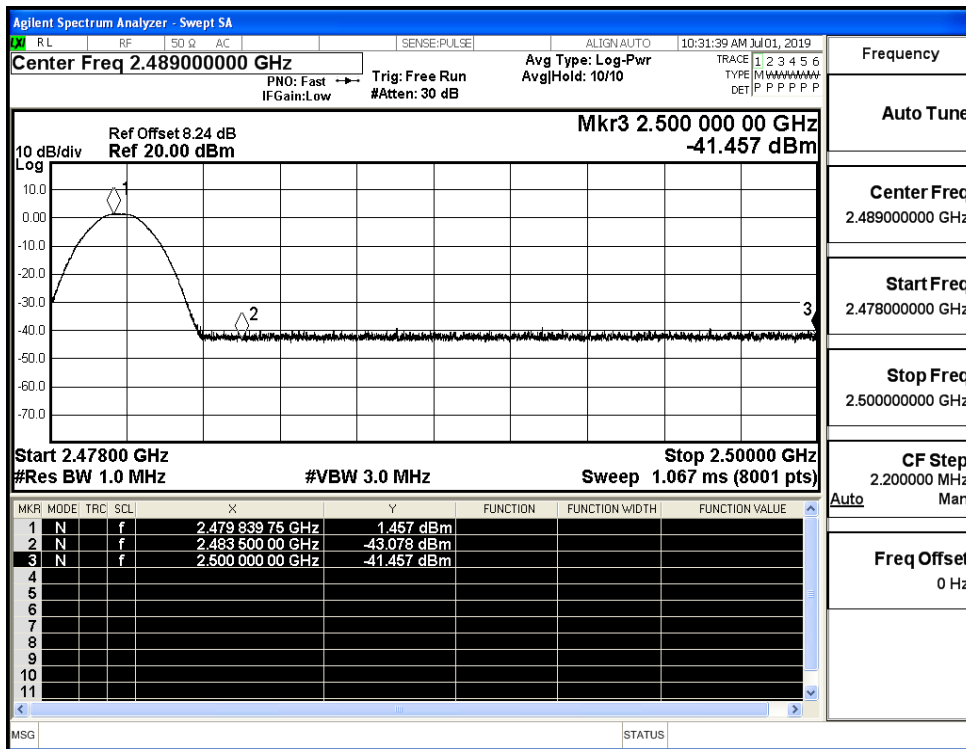
Restrict-band band-edge measurements\_Hopping Off\_8DPSK\_PEAK (Low Channel)



Restrict-band band-edge measurements\_Hopping Off\_8DPSK\_Average (Low Channel)



Restrict-band band-edge measurements\_Hopping Off\_8DPSK\_PEAK (High Channel)



Restrict-band band-edge measurements\_Hopping Off\_8DPSK\_Average (High Channel)

