


# LEFEET C1 REMOTE CONTROLLER

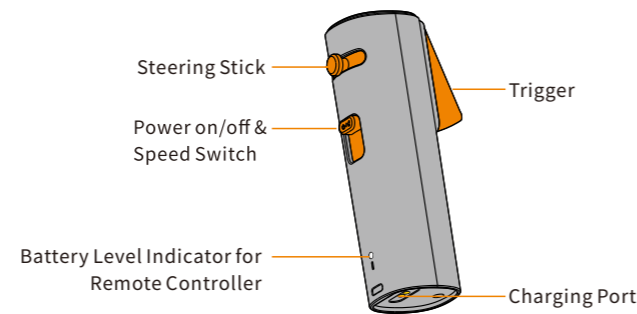
User manual

## WHAT'S IN THE BOX



Remote Controller\*1    Charging Cable\*1    Anti-loss Strap\*1

## PRODUCT DIAGRAM




1

## CHARGING

Please use a 5V/1A power adapter or a standard USB port charger (not provided) to charge the remote controller.

- Align the magnetic suction port of the provided charging cable with the charging port of the remote controller, and ensure that it is attached. Insert the other end into a USB charging port, and the indicator light will flash during charging.
- When the remote controller is fully charged, the indicator light will turn green. At this point, disconnect the charger.



Battery level indicator:

- Green light indicates battery level is approximately 100%-60%,
- Yellow light indicates battery level is approximately 60%-20%,
- Red light indicates battery level is approximately 20% or lower, Flashing red light indicates low battery level and immediate charging is required.

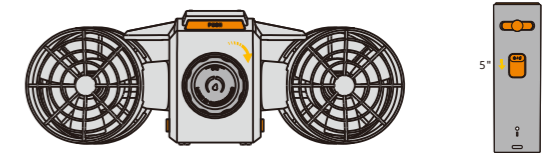


- \* The remote controller will automatically power off after 15 minutes of inactivity.
- \* The remote controller is only used to control the C1 main unit when it is installed on an inflatable buoyancy aid. When the C1 main unit is installed with a control handle or a floating board, the remote controller cannot control the C1 main unit.

2

## PAIRING

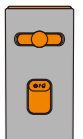
Before using the remote controller, it needs to be paired with the main unit. Place the remote controller within 10cm of the main unit. Rotate the main knob on C1 clockwise to the end and hold for 5 seconds until the white light flashes, then release. Slide down and hold the power button on the remote controller for 5 seconds until the white light flashes, then release. At this point, the remote controller and the main unit will start pairing automatically. When the main unit's light stops flashing, it means that the pairing is successful. Press the power button on the remote controller to exit the pairing mode.



## OPERATING THE REMOTE CONTROL

### Power on/off and Gear Shift

- To turn on or off the device, slide down the power button and hold for 2 seconds.
- To switch gear, slide down the power key and quickly release it.



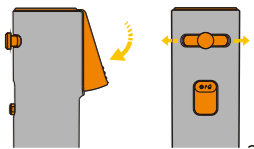
### Move Forward

- Press the trigger to start the thrusters and move forward.



### Steering

- Press the power trigger and turn the steering stick to make the device turn left or right while moving forward.
- Release the trigger and turn the steering stick to make the device rotate in place to the left or right.



3

## SPECIFICATIONS

Net Weight	~112g
Dimensions	38*56*120mm
Working Temperature	0-40°C
Waterproof Level	IP54
Charging Voltage	5V
Battery Runtime	10H

## MAINTENANCE

- Do not immerse the product in water for a long time.
- Rinse with clean water and dry with a clean cloth after use.
- Keep the charging port dry while charging.
- Place the device in a cool, ventilated place to dry completely.

## STORAGE

- Do not store the remote control in environments with high or low temperatures, excessive dryness or humidity, direct sunlight, or dust. Harsh environments can damage electronic devices.
- Before storing the remote control, fully charge the batteries to prevent excessive discharge due to non-use.
- If the remote control is not used for a long time, charge it once every three months.
- The storage temperature should not exceed the range of 0°C ~ 40°C.

## DISPOSAL AT END-OF-LIFE

This product must not be disposed of by incineration, land filling, or chemical risks to the environment.

The recommended disposal for any product at its end-of-life is to dispose of the entire unit at or through an e-waste recycling center, program, or facility.

Local regulations and laws pertaining to the recycling and disposal of lithium-ion batteries and/or products containing them will vary according to country, state, and local governments. You must check laws and regulations corresponding to where you live in order to properly dispose of the battery and/or unit. It is the user's responsibility to dispose of their waste equipment properly with accordance with local regulations and laws.

For additional information about where you should drop off your batteries and electrical or electronic waste, please contact your local or regional waste-management office, your household waste disposal service, or your point-of-sale.

4

## SAFETY WARNINGS

LEFEET product is designed with user safety as the top priority. However, like any electronic sports product, using LEFEET product also carries certain risks (such as losing control). Therefore, it is very important to read and follow all instructions and warnings in the user manual and make good judgments when using it. We consider the use of LEFEET products as the user's acknowledgment and acceptance of all related risks and responsibilities that may arise during use, including but not limited to muscle injuries, fractures, tears, or other serious injuries. The use of LEFEET product is at your own risk. We are not responsible for accidents caused by a lack of common sense.

Children under 14 years old can only use it under the supervision of parents or other adults.

For better safety, please read and follow all instructions and warnings in the user manual.

### Federal Communications Commission (FCC) Interference Statement

This equipment has been tested and found to comply with the limits for a Class B digital device, pursuant to Part 15 of the FCC Rules.

These limits are designed to provide reasonable protection against harmful interference in a residential installation. This equipment generate, uses and can radiate radio frequency energy and, if not installed and used in accordance with the instructions, may cause harmful interference to radio communications.

However, there is no guarantee that interference will not occur in a particular installation. If this equipment does cause harmful interference to radio or television reception, which can be determined by turning the equipment off and on, the user is encouraged to try to correct the interference by one of the following measures:

- Reorient or relocate the receiving antenna.
- Increase the separation between the equipment and receiver.
- Connect the equipment into an outlet on a circuit different from that to which the receiver is connected.
- Consult the dealer or an experienced radio/TV technician for help.

This device complies with Part 15 of the FCC Rules. Operation is subject to the following two conditions:

(1) This device may not cause harmful interference, and (2) this device must accept any interference received, including interference that may cause undesired operation.

FCC Caution: Any changes or modifications not expressly approved by the party responsible for compliance could void the user's authority to operate this equipment.

### RF exposure compliance

This equipment complies with FCC radiation exposure limits set forth for an uncontrolled environment.

5

## WARRANTY SERVICE

**Main Unit** LEFEET guarantees that the LEFEET products you purchase are designed and manufactured according to the qualified standards. Under normal use, there is no functional defect during the warranty period. If you have any problem in the process of using, we recommend that you first check the user manual, furthermore, you can also download the user manual, FAQ, instructional video or support forum on our website.

**Scope of Services** Your LEFEET product includes a one-year limited hardware warranty which starts from the date of the sales invoice, the warranty period of the main body is 12 months while the warranty period of the battery is 6 months. If you cannot provide invoice or other valid proof of purchase, then the warranty period will start from 90 days after the production date that shows on the product, or otherwise specified by LEFEET. If repairs are not feasible or commercially unfeasible, we may replace this product with new or refurbished products with similar features. After repair, firmware upgrade and replacement, the replaced product or accessory will be covered by the same warranty during the remaining warranty period of the original product.

**How to Obtain After-Sales Services** If a product does not function as warranted during the warranty period, please contact us through service@lefeet.com to obtain after-sales service. LEFEET may not offer after-sales service in certain area, the policy of after-sales service varies from different places. Additional charges may be required for services outside the regular service scope. Please contact us for information specific to your location.

**What to do Before Obtaining After-Sales Services** Please specify the problems with the product after contacting LEFEET. LEFEET technicians will attempt to diagnose and resolve your problem by phone, email, or remote assistance. If your problem cannot be resolved over the telephone, you may be required to deliver the product to LEFEET for further examination. LEFEET will arrange for repair or replacement service under this Limited Warranty Service.

**Product and Part Replacement** When after-sales service involves the replacement of a product or part, the replaced product or part becomes LEFEET's property and the replacement product or part becomes your property. Only unaltered LEFEET products and parts are eligible for replacement. Replacement products or parts provided by LEFEET may not be new, but it will be under good working order and at least functionally equivalent to the original product or part's capabilities. A replacement product or part shall be covered for the time remaining in the original product's warranty.

**Use of Personal Contact Information** If you obtain service under this policy, you authorize LEFEET to store, use, and process your contact information, including name, phone numbers, address, and e-mail address. You agree and understand that it is necessary for LEFEET to collect, process and use your information to perform service under this policy. We may contact you to inquire about your satisfaction with our service or to notify you about any product recalls or safety issues. In order to achieve these aims. You authorize LEFEET to transfer your information to any country where we do business and to provide it to entities acting on our behalf. We may also disclose your information where required by law.

6

## What this After-Sales Policy does not cover

- Collision or burning down accidents caused by man-made and non-product quality problems.
- Damage caused by unauthorized modification and dismantling of the shell under the guidance of the unofficial instruction manual.
- Damage caused by improper installation, use and operation not according to the user manual.
- The customer repairs the parts by himself or asks an unauthorized service organization to repair/modify the parts without official instructions.
- Damage caused by improper circuit modification guided by unofficial user manual and mismatch or misuse of the battery and charger.
- Damage caused by misuse of the product or handling of the product under environmental conditions not in accordance with the user manual.
- Damage due to peripherals, add-on devices, or accessories other than those recommended in the user manual.
- Damage caused by insufficient discharge when the battery is low or when using a battery with quality problems.
- The device has been damaged, including but not limited to damage caused by animals, lightning, abnormal voltage, fire, natural disasters and transportation.
- Products or parts with an altered identification label or from which the type number, serial number, production date has been removed or unrecognizable.
- The product cannot work properly because it is not used in the country/ area where it was originally designed and manufactured or approved for use.
- For third-party applications that you use on the product.

**Limitation of Liability** LEFEET only take charge of the loss or damage under following circumstances: Your product is owned by LEFEET or it is in LEFEET's transportation. Under no circumstance, and notwithstanding the failure of essential purpose of any remedy set forth herein, shall LEFEET, its affiliates, suppliers, dealers, or service providers be liable for any of the following even if informed of their possibility and regardless of whether the claim is based in contract, warranty, negligence, strict liability or other theory of liability:

- 1) Third party claims against you for damages;
- 2) Special, incidental, punitive, indirect or consequential damages, including but not limited to lost profits, business revenue, goodwill or anticipated savings. In no case shall the total liability of LEFEET, its affiliates, suppliers, dealers, or service providers for damages from any cause exceed the amount of actual direct damages, not to exceed the amount paid for the product.-

More ways to use your LEFEET Products can be found at [www.lefeet.com](http://www.lefeet.com)

7