






EXHIBIT 2 - EUT EXTERNAL PHOTOGRAPHS


<p>EUT View 1</p>	
<p>EUT View 2</p>	

<p>EUT View 3</p>	 <p>A photograph showing the back of a black electronic device. The device is rectangular and has a green printed circuit board (PCB) visible through a cutout in the center. The PCB has several components, including what appears to be a microcontroller and some passive components. The device is placed on a blue surface next to a black ruler for scale. The ruler shows measurements in millimeters and centimeters.</p>
<p>EUT View 4</p>	 <p>A photograph showing the front of a black electronic device. The device is rectangular and has a silver-colored keypad with 12 buttons (1-9, *, 0, #, and a call button). Above the keypad is a small camera lens and a speaker grille. The device is placed on a blue surface next to a black ruler for scale. The ruler shows measurements in millimeters and centimeters.</p>

EUT View 5



EUT View 6



EUT View 7

