





EXHIBIT 2 - EUT EXTERNAL PHOTOGRAPHS

<p>EUT View 1</p>	 A photograph showing the external view of the EUT. The device is a black rectangular unit with a central screen area. It is placed on a blue background next to a black ruler for scale. The ruler has markings in millimeters and centimeters. The device is oriented vertically. The ruler is placed to the left of the device, with the 0 mark at the top. The device is approximately 100mm high and 100mm wide. The ruler is marked with 'BOSCH' and 'DINAKE'.
<p>EUT View 2</p>	 A photograph showing the external view of the EUT from a different angle. The device is a black rectangular unit with a central screen area. It is placed on a blue background next to a black ruler for scale. The ruler has markings in millimeters and centimeters. The device is oriented vertically. The ruler is placed to the left of the device, with the 0 mark at the top. The device is approximately 100mm high and 100mm wide. The ruler is marked with 'BOSCH' and 'DINAKE'.

EUT View 3




EUT View 4



EUT View 5



EUT View 6



EUT View 7

