



# RF TEST REPORT

Product Name: bikefinder Gen2

Model Name: BFG2

FCC ID: 2ATRU-BFG2

Issued For : BikeFinder AS

Veritasveien 25, 4007 Stavanger, Postbox 4004, 4092  
Stavanger, Stavanger, Norway

Issued By : Shenzhen LGT Test Service Co., Ltd.

Room 205, Building 13, Zone B, Zhenxiong Industrial Park,  
No.177, Renmin West Road, Jinsha, Kengzi Street, Pingshan  
District, Shenzhen, Guangdong, China

Report Number: LGT23E006RF03



Sample Received Date: May 06, 2023

Date of Test: May 06, 2023 ~ Jun. 08, 2023

Date of Issue: Jun. 08, 2023

The test report is effective only with both signature and specialized stamp. This report shall not be reproduced except in full without the written approval of the Laboratory. The results in this report only apply to the tested sample.

# TEST REPORT CERTIFICATION

**Applicant:** BikeFinder AS  
**Address:** Veritasveien 25, 4007 Stavanger, Postbox 4004, 4092 Stavanger, Stavanger, Norway  
**Manufacturer:** BikeFinder AS  
**Address:** Veritasveien 25, 4007 Stavanger, Postbox 4004, 4092 Stavanger, Stavanger, Norway  
**Product Name:** bikefinder Gen2  
**Trademark:**  bikefinder ,  fahrradfinden  
**Model Name:** BFG2  
**Sample Status:** Normal

APPLICABLE STANDARDS	
STANDARD	TEST RESULTS
FCC Part 2, 22, 24, 27 and 90 KDB 971168 D01 v03r01, ANSI C63.26(2015)	PASS

Prepared by:

Zane Shan

Zane Shan  
Engineer

Approved by:

Vita Li

Vita Li  
Technical Director



## Table of Contents

	Page
<b>1. TEST FACTORY &amp; MEASUREMENT UNCERTAINTY</b>	<b>5</b>
<b>2. GENERAL INFORMATION</b>	<b>6</b>
<b>3. RADIATED SPURIOUS EMISSION</b>	<b>12</b>
<b>APPENDIX I-PHOTOS OF TEST SETUP</b>	<b>44</b>

**Revision History**

Rev.	Issue Date	Contents
00	Jun. 08, 2023	Initial Issue

## 1. TEST FACTORY & MEASUREMENT UNCERTAINTY

### 1.1 TEST FACTORY

Company Name:	Shenzhen LGT Test Service Co., Ltd.
Address:	Room 205, Building 13, Zone B, Zhenxiong Industrial Park, No.177, Renmin West Road, Jinsha, Kengzi Street, Pingshan District, Shenzhen, Guangdong, China
Accreditation Certificate	A2LA Certificate No.: 6727.01
	FCC Registration No.: 746540
	CAB ID: CN0136

### 1.2 MEASUREMENT UNCERTAINTY

The reported uncertainty of measurement  $y \pm U$ , where expanded uncertainty  $U$  is based on a standard uncertainty multiplied by a coverage factor of  $k=2$ , providing a level of confidence of approximately 95 %.

Parameter	Uncertainty
Occupied Channel Bandwidth	$\pm 3.2 \%$
RF Output Power, Conducted	$\pm 0.87\text{dB}$
Power Spectral Density, Conducted	$\pm 2.11 \text{ dB}$
Unwanted Emission, Conducted	$\pm 0.86\text{dB}$
All Emissions, Radiated (Below 1GHz)	$\pm 3.54\text{dB}$
All Emissions, Radiated (1GHz-18GHz)	$\pm 4.22\text{dB}$
All Emissions, Radiated (18GHz-25GHz)	$\pm 4.81\text{dB}$
Temperature	$\pm 0.5^\circ\text{C}$
Humidity	$\pm 2\%$



Note: The measurement uncertainty is not included in the test result.

## 2. GENERAL INFORMATION

### 2.1 TECHNICAL SPECIFICATIONS AND REGULATIONS

#### 2.1.1 PRODUCT DESCRIPTION

A major technical description of EUT is described as following:

Product Name:	bikefinder Gen2
Trademark:	 bikefinder ,  fahrradfinden
Model Name:	BFG2
Series Model:	N/A
Model Difference:	N/A
Frequency Bands:	U.S. Bands: LTE Cat-M1 FDD Band 2 LTE Cat-M1 FDD Band 4 LTE Cat-M1 FDD Band 5 LTE Cat-M1 FDD Band 12 LTE Cat-M1 FDD Band 13 LTE Cat-M1 FDD Band 25 LTE Cat-M1 FDD Band 26 LTE Cat-M1 FDD Band 66
SIM Card:	Internal single SIM Card.
Antenna:	LDS Antenna
Rating:	Input: DC 5V, 2A
Battery:	Capacity: 650mAh 2.47Wh Rated Voltage: 3.8V
Extreme Vol. Limits:	2.75V to 4.35V (Nominal 3.8V)
Extreme Temp. Tolerance:	-0°C to +45°C
Hardware version:	1.0.0
Software version:	10.3.2

Note: The antenna information refer the manufacturer provide report, applicable only to the tested sample identified in the report.

2.1.2 PRODUCT SPECIFICATION SUBJECTIVE TO THIS STANDARD

Product Specification Subjective To This Standard	
Tx Frequency	Band 2:1850~1910MHz Band 4:1710~1755MHz Band 5:824~849MHz Band 12:699~716MHz Band 13:777~787MHz Band 25:1850~1915MHz Band 26:814~824/824~849MHz Band 66:1710~1780MHz
Rx Frequency	Band 2: 1930-1990MHz Band 4: 2110-2155MHz Band 5: 869-894MHz Band 12: 729-746MHz Band 13: 746-756MHz Band 26: 859-869/869-894MHz Band 66: 2110-2200MHz
Bandwidth	Band 2:1.4/3/5/10/15/20MHz Band 4: 1.4/3/5/10/15/20MHz Band 5: 1.4/3/5/10MHz Band 12:1.4/3/5/10MHz Band 13: 5/10MHz Band 25:1.4/3/5/10/15/20MHz Band 26: 1.4/3/5/10/15MHz Band 66: 1.4/3/5/10/15/20MHz
Type of Modulation	QPSK /16QAM

Note: Band 2 is completely included in band 25, band 26(824-849) is completely included in band 5, so the channels of band 25 and band 5 were tested to give conformity to the assigned block.

### 2.1.3 TEST CONFIGURATION OF EQUIPMENT UNDER TEST

Antenna port conducted and radiated test items listed below are performed according to KDB 971168 D01 v03r01 and ANSI C63.26 2015 Power Meas. License Digital Systems with maximum output power. Radiated measurements are performed by rotating the EUT in three different orthogonal test planes to find the maximum emission.

Remark:

1. The mark 'v' means that this configuration is chosen for testing
2. The mark '-' means that this bandwidth is not supported.
3. The device is investigated from 30MHz to 10 times of fundamental signal for radiated.

ITEMS	Band	Bandwidth (MHz)						Modulation		RB #			Test Channel		
		1.4	3	5	10	15	20	QPSK	16QAM	1	Half	Full	L	M	H
Radiated Spurious Emission	2	v	v	v	v	v	v	v		v			v	v	v
	4	v	v	v	v	v	v	v		v			v	v	v
	5	v	v	v	v			v		v			v	v	v
	12	v	v	v	v			v		v			v	v	v
	13			v	v			v		v				v	
	25	v	v	v	v	v	v	v		v			v	v	v
	26	v	v	v	v			v		v			v	v	v
	66	v	v	v	v	v	v	v		v			v	v	v

Note: The module has been certified and module FCC ID is 2ANPO00NRF9160.

In this report, this certified module is same as the original filling. We have tested the new radiation emission.



#### 2.1.4 RELATED SUBMITTAL(S) / GRANT (S)

This submittal(s) (test report) is intended for filing to comply with the 47 CFR Part 2, 22, 24, 27, 90.

#### 2.1.5 SPECIAL ACCESSORIES

The battery and the charger, earphone supplied by the applicant were used as accessories and being tested with eut intended for fcc grant together.

#### 2.1.6 EUT CONFIGURATION

The EUT configuration for testing is installed on RF field strength measurement to meet the Commission's requirement and operating in a manner which intends to maximize its emission characteristics in a continuous normal application.

#### 2.1.7 EUT EXERCISE

The Transmitter was operated in the maximum output power mode through Communication Tester. The TX frequency was fixed which was for the purpose of the measurements.

### 2.1.8 CONFIGURATION OF EUT SYSTEM

The EUT configuration for testing is installed on RF field strength measurement to meet the Commission's requirement and operating in a manner which intends to maximize its emission characteristics in a continuous normal application.

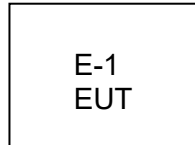


Table 2-1 Equipment Used in EUT System

Item	Equipment	Model No.	Length	Note
N/A				N/A

**Note:**

- (1) For detachable type I/O cable should be specified the length in cm in 『Length』 column.
- (2) "YES" is means "with core"; "NO" is means "without core".

2.1.9 MEASUREMENT INSTRUMENTS

The radiated emission testing was performed according to the procedures of ANSI C63.26 2015 and FCC CFR 47 rules of 2.1046, 2.1047, 2.1049, 2.1051, 2.1053, 2.1055, 2.1057.

<b>Radiated Test equipment</b>					
<b>Equipment</b>	<b>Manufacturer</b>	<b>Model No.</b>	<b>Serial No.</b>	<b>Cal. Date</b>	<b>Cal. Until</b>
EMI Test Receiver	R&S	ESU8	100372	2023.04.13	2024.04.12
Active loop Antenna	ETS	6502	00049544	2022.06.02	2025.06.01
Spectrum Analyzer	Keysight	N9010B	MY60242508	2023.04.10	2024.04.09
Bilog Antenna	SCHAFFNER	CBL6112B	2705	2022.06.05	2025.06.04
Horn Antenna	SCHWARZBECK	3115	10SL0060	2022.06.02	2025.06.01
Pre-amplifier(9kHz-1GHz)	EMtrace	RP01A	02017	2023.04.07	2024.04.06
Pre-amplifier(1-26.5G)	Agilent	8449B	3008A4722	2023.04.07	2024.04.06
Wireless Communications Test Set	R&S	CMW 500	137737	2023.04.13	2024.04.12
Temperature & Humidity	KTJ	TA218B	N.A	2023.04.24	2024.04.23
Testing Software	EMC-I_V1.4.0.3_SKET				

<b>Conducted Test equipment</b>					
<b>Equipment</b>	<b>Manufacturer</b>	<b>Model No.</b>	<b>Serial No.</b>	<b>Cal. Date</b>	<b>Cal. Until</b>
Signal Analyzer	Keysight	N9010B	MY60242508	2023.04.10	2024.04.09
Wireless Communications Test Set	R&S	CMW 500	137737	2023.04.13	2024.04.12
MXG Vector Signal Generator	Keysight	N5182B	MY59100717	2023.04.07	2024.04.06
RF Automatic Test system	MW	MW100-RFCB	MW220324LG-33	2023.04.13	2024.04.12
Temperature & Humidity	KTJ	TA218B	N.A	2023.04.24	2024.04.23
Temperature & Humidity test chamber	AISRY	LX-1000L	171200018	2023.05.10	2024.05.09
Attenuator	eastsheep	90db	N.A	2023.04.10	2024.04.09
Testing Software	MTS8200_V2.0.0.0				

### 3. RADIATED SPURIOUS EMISSION

#### 3.1 DESCRIPTION OF RADIATED SPURIOUS EMISSION

##### 3.1.1 MEASUREMENT METHOD

The radiated spurious emission was measured by substitution method according to ANSI C63.26 2015. The power of any emission outside of the authorized operating frequency ranges must be attenuated below the transmitter power (P) by a factor of at least  $43 + 10 \log (P)$  dB.

For Band 7 The power of any emission outside of the authorized operating frequency ranges must be attenuated below the transmitter power (P) by a factor of at least  $55 + 10 \log (P)$  dB. The spectrum is scanned from 30 MHz up to a frequency including its 10th harmonic.

##### 3.1.2 TEST SETUP

The procedure of radiated spurious emissions is as follows:

a) Pre-calibration With pre-calibration method, the Radiated Spurious Emissions(RSE) is calculated as,  $RSE = Rx (dBuV) + CL (dB) + SA (dB) + Gain (dBi) - 107 (dBuV \text{ to } dBm)$  The SA is calibrated using following setup.

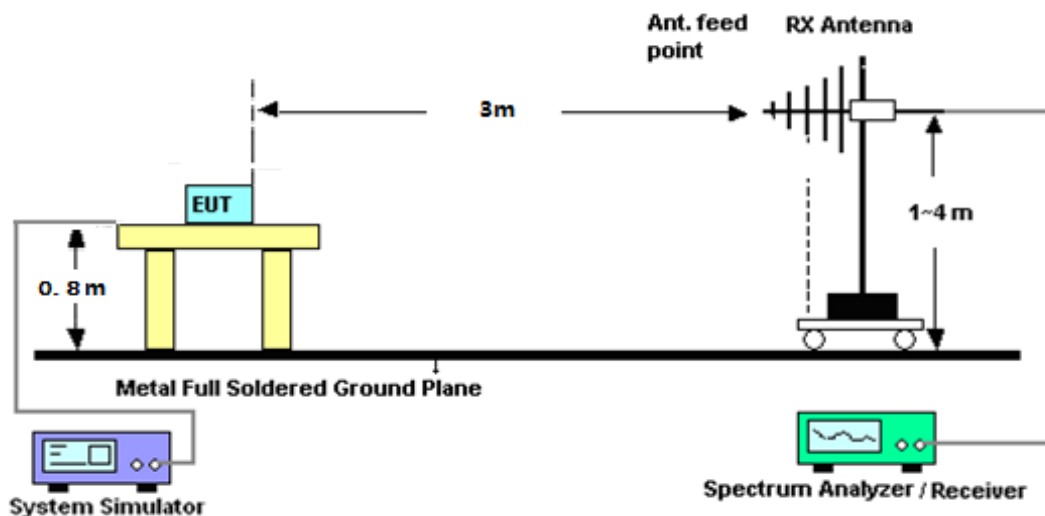
b) EUT was placed on 1.5 m non-conductive stand at a 3 m test distance from the receive antenna. A receiving antenna was placed on the antenna mast 3 m from the test item for emission measurements. The height of receiving antenna is 0.8m. The test setup refers to figure below. Detected emissions were maximized at each frequency by rotating the test item and adjusting the receiving antenna polarization. The radiated emission measurements of all non-harmonic and harmonics of the transmit frequency through the 10th harmonic measured with peak detector and 1MHz bandwidth.

Radiated emissions measurements were made only at the upper, middle, and lower carrier frequencies It was decided that measurements at these three carrier frequencies would be sufficient to demonstrate compliance with emissions limits because it was seen that all the significant spurs occur well outside the band and no radiation was seen from a carrier in one block of any band into any of the other blocks.

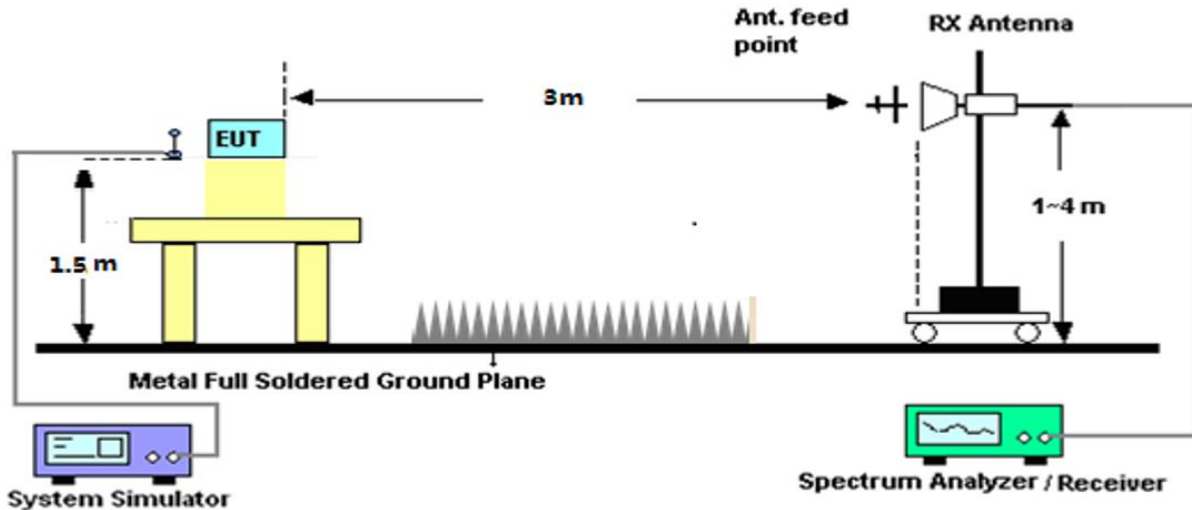
The substitution method is used. Substitution values at each frequency are measured before and saved to the test software. A "reference path loss" is established and the ARpl is the attenuation of "reference path loss", and including the gain of receive antenna, the gain of the preamplifier, the cable loss and the air loss. The measurement results are obtained as described below:

$$\text{Power} = \text{PMea} + \text{ARpl}$$

For radiated test from 30MHz to 1GHz



For radiated test from above 1GHz



### 3.1.3 TEST PROCEDURES

1. The testing FCC KDB 971168 D01 Section 7 and ANSI C63.26 2015 Section 5.5.
2. The EUT was placed on a rotatable wooden table with 1.5 meter above ground.
3. The EUT was set 3 meters from the receiving antenna, which was mounted on the antenna tower.
4. The table was rotated 360 degrees to determine the position of the highest spurious emission.
5. The height of the receiving antenna is varied between one meter and four meters to search the maximum spurious emission for both horizontal and vertical polarizations
6. Make the measurement with the spectrum analyzer's RBW = 1MHz, VBW = 3MHz, taking the record of maximum spurious emission.
7. A horn antenna was substituted in place of the EUT and was driven by a signal generator.
8. Tune the output power of signal generator to the same emission level with EUT maximum spurious emission.
9. Taking the record of output power at antenna port.
10. Repeat step 7 to step 8 for another polarization.
11. The RF fundamental frequency should be excluded against the limit line in the operating frequency band.

The limit line is derived from  $43 + 10\log(P)\text{dB}$  below the transmitter power  $P(\text{Watts})$   
 $= P(\text{W}) - [43 + 10\log(P)] (\text{dB})$   
 $= [30 + 10\log(P)] (\text{dBm}) - [43 + 10\log(P)] (\text{dB})$   
 $= -13\text{dBm}$

For Band 7:

The limit line is derived from  $55 + 10\log(P)\text{dB}$  below the transmitter power  $P(\text{Watts})$   
 $= [30 + 10\log(P)] (\text{dBm}) - [55 + 10\log(P)] (\text{dB})$   
 $= -25\text{dBm}$

$\text{PMea} = \text{S.G Level} + \text{Ant-Cable loss}$ ;  $\text{Margin} = \text{PMea} - \text{Limit}$ .

### 3.1.4 TEST RESULTS

CAT-M Band 4 / 1.4MHz / QPSK / RB Size 1 Offset 0/ The Worst Test Results for Lowest							
Frequency(MHz)	S G.Lev (dBm)	Ant(dBi)	Loss	PMea	Limit	Margin	Polarity
				(dBm)	(dBm)	(dBm)	
3421.45	-33.80	12.90	12.56	-33.46	-13.00	-20.46	H
5131.86	-35.27	13.10	16.32	-38.49	-13.00	-25.49	H
6842.82	-32.96	12.33	21.13	-41.76	-13.00	-28.76	H
3421.45	-35.08	12.90	12.56	-34.74	-13.00	-21.74	V
5131.86	-33.97	13.10	16.32	-37.19	-13.00	-24.19	V
6842.82	-32.37	12.33	21.13	-41.17	-13.00	-28.17	V
CAT-M Band 4 / 1.4MHz / QPSK / RB Size 1 Offset 0/ The Worst Test Results for Middle							
Frequency(MHz)	S G.Lev (dBm)	Ant(dBi)	Loss	PMea	Limit	Margin	Polarity
				(dBm)	(dBm)	(dBm)	
3465.07	-34.67	12.90	12.56	-34.33	-13.00	-21.33	H
5197.05	-34.33	13.10	16.32	-37.55	-13.00	-24.55	H
6930.20	-33.06	12.33	21.13	-41.86	-13.00	-28.86	H
3465.07	-34.65	12.90	12.56	-34.31	-13.00	-21.31	V
5197.05	-33.78	13.10	16.32	-37.00	-13.00	-24.00	V
6930.20	-31.81	12.33	21.13	-40.61	-13.00	-27.61	V
CAT-M Band 4 / 1.4MHz / QPSK / RB Size 1 Offset 0/ The Worst Test Results for Highest							
Frequency(MHz)	S G.Lev (dBm)	Ant(dBi)	Loss	PMea	Limit	Margin	Polarity
				(dBm)	(dBm)	(dBm)	
3508.31	-34.04	12.90	12.56	-33.70	-13.00	-20.70	H
5262.60	-34.58	13.10	16.32	-37.80	-13.00	-24.80	H
7015.73	-32.80	12.33	21.13	-41.60	-13.00	-28.60	H
3508.31	-35.14	12.90	12.56	-34.80	-13.00	-21.80	V
5262.60	-34.12	13.10	16.32	-37.34	-13.00	-24.34	V
7015.73	-32.70	12.33	21.13	-41.50	-13.00	-28.50	V

CAT-M Band 4 / 3MHz / QPSK / RB Size 1 Offset 0/ The Worst Test Results for Lowest							
Frequency(MHz)	S G.Lev (dBm)	Ant(dBi)	Loss	PMea	Limit	Margin	Polarity
				(dBm)	(dBm)	(dBm)	
3423.99	-33.95	12.90	12.56	-33.61	-13.00	-20.61	H
5136.19	-35.29	13.10	16.32	-38.51	-13.00	-25.51	H
6848.66	-32.59	12.33	21.13	-41.39	-13.00	-28.39	H
3423.99	-34.94	12.90	12.56	-34.60	-13.00	-21.60	V
5136.19	-34.69	13.10	16.32	-37.91	-13.00	-24.91	V
6848.66	-32.06	12.33	21.13	-40.86	-13.00	-27.86	V
CAT-M Band 4 / 3MHz / QPSK / RB Size 1 Offset 0/ The Worst Test Results for Middle							
Frequency(MHz)	S G.Lev (dBm)	Ant(dBi)	Loss	PMea	Limit	Margin	Polarity
				(dBm)	(dBm)	(dBm)	
3465.12	-33.51	12.90	12.56	-33.17	-13.00	-20.17	H
5197.29	-34.88	13.10	16.32	-38.10	-13.00	-25.10	H
6930.25	-33.02	12.33	21.13	-41.82	-13.00	-28.82	H
3465.12	-34.94	12.90	12.56	-34.60	-13.00	-21.60	V
5197.29	-34.69	13.10	16.32	-37.91	-13.00	-24.91	V
6930.25	-32.79	12.33	21.13	-41.59	-13.00	-28.59	V
CAT-M Band 4 / 3MHz / QPSK / RB Size 1 Offset 0/ The Worst Test Results for Highest							
Frequency(MHz)	S G.Lev (dBm)	Ant(dBi)	Loss	PMea	Limit	Margin	Polarity
				(dBm)	(dBm)	(dBm)	
3506.79	-34.21	12.90	12.56	-33.87	-13.00	-20.87	H
5262.09	-34.90	13.10	16.32	-38.12	-13.00	-25.12	H
7012.89	-33.56	12.33	21.13	-42.36	-13.00	-29.36	H
3506.79	-35.96	12.90	12.56	-35.62	-13.00	-22.62	V
5262.09	-34.37	13.10	16.32	-37.59	-13.00	-24.59	V
7012.89	-32.39	12.33	21.13	-41.19	-13.00	-28.19	V

CAT-M Band 4 / 5MHz / QPSK / RB Size 1 Offset 0/ The Worst Test Results for Lowest							
Frequency(MHz)	S G.Lev (dBm)	Ant(dBi)	Loss	PMea	Limit	Margin	Polarity
				(dBm)	(dBm)	(dBm)	
3425.45	-34.69	12.90	12.56	-34.35	-13.00	-21.35	H
5137.25	-35.13	13.10	16.32	-38.35	-13.00	-25.35	H
6850.13	-33.44	12.33	21.13	-42.24	-13.00	-29.24	H
3425.45	-34.83	12.90	12.56	-34.49	-13.00	-21.49	V
5137.25	-35.01	13.10	16.32	-38.23	-13.00	-25.23	V
6850.13	-32.08	12.33	21.13	-40.88	-13.00	-27.88	V
CAT-M Band 4 / 5MHz / QPSK / RB Size 1 Offset 0/ The Worst Test Results for Middle							
Frequency(MHz)	S G.Lev (dBm)	Ant(dBi)	Loss	PMea	Limit	Margin	Polarity
				(dBm)	(dBm)	(dBm)	
3464.85	-34.12	12.90	12.56	-33.78	-13.00	-20.78	H
5196.95	-35.37	13.10	16.32	-38.59	-13.00	-25.59	H
6930.12	-33.12	12.33	21.13	-41.92	-13.00	-28.92	H
3464.85	-35.86	12.90	12.56	-35.52	-13.00	-22.52	V
5196.95	-34.67	13.10	16.32	-37.89	-13.00	-24.89	V
6930.12	-31.93	12.33	21.13	-40.73	-13.00	-27.73	V
CAT-M Band 4 / 5MHz / QPSK / RB Size 1 Offset 0/ The Worst Test Results for Highest							
Frequency(MHz)	S G.Lev (dBm)	Ant(dBi)	Loss	PMea	Limit	Margin	Polarity
				(dBm)	(dBm)	(dBm)	
3505.34	-34.74	12.90	12.56	-34.40	-13.00	-21.40	H
5257.14	-34.32	13.10	16.32	-37.54	-13.00	-24.54	H
7009.92	-33.24	12.33	21.13	-42.04	-13.00	-29.04	H
3505.34	-35.75	12.90	12.56	-35.41	-13.00	-22.41	V
5257.14	-34.13	13.10	16.32	-37.35	-13.00	-24.35	V
7009.92	-32.76	12.33	21.13	-41.56	-13.00	-28.56	V



CAT-M Band 4 / 10MHz / QPSK / RB Size 1 Offset 0/ The Worst Test Results for Lowest							
Frequency(MHz)	S G.Lev (dBm)	Ant(dBi)	Loss	PMea	Limit	Margin	Polarity
				(dBm)	(dBm)	(dBm)	
3430.28	-34.53	12.90	12.56	-34.19	-13.00	-21.19	H
5145.21	-34.11	13.10	16.32	-37.33	-13.00	-24.33	H
6860.50	-32.69	12.33	21.13	-41.49	-13.00	-28.49	H
3430.28	-35.86	12.90	12.56	-35.52	-13.00	-22.52	V
5145.21	-34.60	13.10	16.32	-37.82	-13.00	-24.82	V
6860.50	-32.35	12.33	21.13	-41.15	-13.00	-28.15	V
CAT-M Band 4 / 10MHz / QPSK / RB Size 1 Offset 0/ The Worst Test Results for Middle							
Frequency(MHz)	S G.Lev (dBm)	Ant(dBi)	Loss	PMea	Limit	Margin	Polarity
				(dBm)	(dBm)	(dBm)	
3465.01	-33.56	12.90	12.56	-33.22	-13.00	-20.22	H
5197.10	-35.02	13.10	16.32	-38.24	-13.00	-25.24	H
6929.94	-32.51	12.33	21.13	-41.31	-13.00	-28.31	H
3465.01	-35.07	12.90	12.56	-34.73	-13.00	-21.73	V
5197.10	-34.74	13.10	16.32	-37.96	-13.00	-24.96	V
6929.94	-32.85	12.33	21.13	-41.65	-13.00	-28.65	V
CAT-M Band 4 / 10MHz / QPSK / RB Size 1 Offset 0/ The Worst Test Results for Highest							
Frequency(MHz)	S G.Lev (dBm)	Ant(dBi)	Loss	PMea	Limit	Margin	Polarity
				(dBm)	(dBm)	(dBm)	
3500.35	-34.08	12.90	12.56	-33.74	-13.00	-20.74	H
5250.30	-34.10	13.10	16.32	-37.32	-13.00	-24.32	H
7000.15	-32.39	12.33	21.13	-41.19	-13.00	-28.19	H
3500.35	-35.94	12.90	12.56	-35.60	-13.00	-22.60	V
5250.30	-34.52	13.10	16.32	-37.74	-13.00	-24.74	V
7000.15	-32.50	12.33	21.13	-41.30	-13.00	-28.30	V

CAT-M Band 4 / 15MHz / QPSK / RB Size 1 Offset 0/ The Worst Test Results for Lowest							
Frequency(MHz)	S G.Lev (dBm)	Ant(dBi)	Loss	PMea	Limit	Margin	Polarity
				(dBm)	(dBm)	(dBm)	
3435.14	-34.07	12.90	12.56	-33.73	-13.00	-20.73	H
5152.47	-34.41	13.10	16.32	-37.63	-13.00	-24.63	H
6870.70	-32.44	12.33	21.13	-41.24	-13.00	-28.24	H
3435.14	-35.68	12.90	12.56	-35.34	-13.00	-22.34	V
5152.47	-34.52	13.10	16.32	-37.74	-13.00	-24.74	V
6870.70	-32.00	12.33	21.13	-40.80	-13.00	-27.80	V
CAT-M Band 4 / 15MHz / QPSK / RB Size 1 Offset 0/ The Worst Test Results for Middle							
Frequency(MHz)	S G.Lev (dBm)	Ant(dBi)	Loss	PMea	Limit	Margin	Polarity
				(dBm)	(dBm)	(dBm)	
3464.81	-34.19	12.90	12.56	-33.85	-13.00	-20.85	H
5196.87	-35.46	13.10	16.32	-38.68	-13.00	-25.68	H
6930.05	-32.94	12.33	21.13	-41.74	-13.00	-28.74	H
3464.81	-35.94	12.90	12.56	-35.60	-13.00	-22.60	V
5196.87	-34.37	13.10	16.32	-37.59	-13.00	-24.59	V
6930.05	-31.95	12.33	21.13	-40.75	-13.00	-27.75	V
CAT-M Band 4 / 15MHz / QPSK / RB Size 1 Offset 0/ The Worst Test Results for Highest							
Frequency(MHz)	S G.Lev (dBm)	Ant(dBi)	Loss	PMea	Limit	Margin	Polarity
				(dBm)	(dBm)	(dBm)	
3495.35	-34.07	12.90	12.56	-33.73	-13.00	-20.73	H
5242.08	-34.32	13.10	16.32	-37.54	-13.00	-24.54	H
6990.36	-32.43	12.33	21.13	-41.23	-13.00	-28.23	H
3495.35	-35.83	12.90	12.56	-35.49	-13.00	-22.49	V
5242.08	-34.05	13.10	16.32	-37.27	-13.00	-24.27	V
6990.36	-33.19	12.33	21.13	-41.99	-13.00	-28.99	V

CAT-M Band 4 / 20MHz / QPSK / RB Size 1 Offset 0/ The Worst Test Results for Lowest							
Frequency(MHz)	S G.Lev (dBm)	Ant(dBi)	Loss	PMea	Limit	Margin	Polarity
				(dBm)	(dBm)	(dBm)	
3440.36	-34.78	12.90	12.56	-34.44	-13.00	-21.44	H
5160.42	-35.14	13.10	16.32	-38.36	-13.00	-25.36	H
6880.67	-32.73	12.33	21.13	-41.53	-13.00	-28.53	H
3440.36	-35.88	12.90	12.56	-35.54	-13.00	-22.54	V
5160.42	-34.09	13.10	16.32	-37.31	-13.00	-24.31	V
6880.67	-31.82	12.33	21.13	-40.62	-13.00	-27.62	V
CAT-M Band 4 / 20MHz / QPSK / RB Size 1 Offset 0/ The Worst Test Results for Middle							
Frequency(MHz)	S G.Lev (dBm)	Ant(dBi)	Loss	PMea	Limit	Margin	Polarity
				(dBm)	(dBm)	(dBm)	
3464.78	-34.39	12.90	12.56	-34.05	-13.00	-21.05	H
5197.21	-34.64	13.10	16.32	-37.86	-13.00	-24.86	H
6929.99	-33.61	12.33	21.13	-42.41	-13.00	-29.41	H
3464.78	-35.57	12.90	12.56	-35.23	-13.00	-22.23	V
5197.21	-34.66	13.10	16.32	-37.88	-13.00	-24.88	V
6929.99	-32.55	12.33	21.13	-41.35	-13.00	-28.35	V
CAT-M Band 4 / 20MHz / QPSK / RB Size 1 Offset 0/ The Worst Test Results for Highest							
Frequency(MHz)	S G.Lev (dBm)	Ant(dBi)	Loss	PMea	Limit	Margin	Polarity
				(dBm)	(dBm)	(dBm)	
3490.81	-34.11	12.90	12.56	-33.77	-13.00	-20.77	H
5235.42	-34.03	13.10	16.32	-37.25	-13.00	-24.25	H
6980.17	-32.52	12.33	21.13	-41.32	-13.00	-28.32	H
3490.81	-35.22	12.90	12.56	-34.88	-13.00	-21.88	V
5235.42	-33.89	13.10	16.32	-37.11	-13.00	-24.11	V
6980.17	-31.82	12.33	21.13	-40.62	-13.00	-27.62	V

CAT-M Band 5 / 1.4MHz / QPSK / RB Size 1 Offset 0/ The Worst Test Results for Lowest							
Frequency(MHz)	S G.Lev (dBm)	Ant(dBi)	Loss	PMea	Limit	Margin	Polarity
				(dBm)	(dBm)	(dBm)	
1649.01	-34.70	9.56	9.72	-34.86	-13.00	-21.86	H
2473.68	-35.03	10.50	10.86	-35.39	-13.00	-22.39	H
3298.38	-32.85	12.78	11.57	-31.64	-13.00	-18.64	H
1649.01	-34.52	9.56	9.72	-34.68	-13.00	-21.68	V
2473.68	-34.38	10.50	10.86	-34.74	-13.00	-21.74	V
3298.38	-32.47	12.78	11.57	-31.26	-13.00	-18.26	V
CAT-M Band 5 / 1.4MHz / QPSK / RB Size 1 Offset 0/ The Worst Test Results for Middle							
Frequency(MHz)	S G.Lev (dBm)	Ant(dBi)	Loss	PMea	Limit	Margin	Polarity
				(dBm)	(dBm)	(dBm)	
1672.97	-34.31	9.56	9.72	-34.47	-13.00	-21.47	H
2509.09	-34.06	10.50	10.86	-34.42	-13.00	-21.42	H
3345.61	-33.10	12.78	11.57	-31.89	-13.00	-18.89	H
1672.97	-35.11	9.56	9.72	-35.27	-13.00	-22.27	V
2509.09	-34.88	10.50	10.86	-35.24	-13.00	-22.24	V
3345.61	-32.68	12.78	11.57	-31.47	-13.00	-18.47	V
CAT-M Band 5 / 1.4MHz / QPSK / RB Size 1 Offset 0/ The Worst Test Results for Highest							
Frequency(MHz)	S G.Lev (dBm)	Ant(dBi)	Loss	PMea	Limit	Margin	Polarity
				(dBm)	(dBm)	(dBm)	
1696.13	-34.06	9.56	9.72	-34.22	-13.00	-21.22	H
2544.54	-34.17	10.50	10.86	-34.53	-13.00	-21.53	H
3393.12	-33.37	12.78	11.57	-32.16	-13.00	-19.16	H
1696.13	-35.15	9.56	9.72	-35.31	-13.00	-22.31	V
2544.54	-34.45	10.50	10.86	-34.81	-13.00	-21.81	V
3393.12	-33.20	12.78	11.57	-31.99	-13.00	-18.99	V

CAT-M Band 5 / 3MHz / QPSK / RB Size 1 Offset 0/ The Worst Test Results for Lowest							
Frequency(MHz)	S G.Lev (dBm)	Ant(dBi)	Loss	PMea	Limit	Margin	Polarity
				(dBm)	(dBm)	(dBm)	
1650.83	-34.03	9.56	9.72	-34.19	-13.00	-21.19	H
2476.45	-34.03	10.50	10.86	-34.39	-13.00	-21.39	H
3301.93	-33.49	12.78	11.57	-32.28	-13.00	-19.28	H
1650.83	-36.00	9.56	9.72	-36.16	-13.00	-23.16	V
2476.45	-34.30	10.50	10.86	-34.66	-13.00	-21.66	V
3301.93	-33.05	12.78	11.57	<b>-31.84</b>	-13.00	-18.84	V
CAT-M Band 5 / 3MHz / QPSK / RB Size 1 Offset 0/ The Worst Test Results for Middle							
Frequency(MHz)	S G.Lev (dBm)	Ant(dBi)	Loss	PMea	Limit	Margin	Polarity
				(dBm)	(dBm)	(dBm)	
1672.94	-34.92	9.56	9.72	-35.08	-13.00	-22.08	H
2509.16	-35.41	10.50	10.86	-35.77	-13.00	-22.77	H
3345.65	-32.36	12.78	11.57	<b>-31.15</b>	-13.00	-18.15	H
1672.94	-34.90	9.56	9.72	-35.06	-13.00	-22.06	V
2509.16	-34.21	10.50	10.86	-34.57	-13.00	-21.57	V
3345.65	-32.70	12.78	11.57	-31.49	-13.00	-18.49	V
CAT-M Band 5 / 3MHz / QPSK / RB Size 1 Offset 0/ The Worst Test Results for Highest							
Frequency(MHz)	S G.Lev (dBm)	Ant(dBi)	Loss	PMea	Limit	Margin	Polarity
				(dBm)	(dBm)	(dBm)	
1694.63	-34.07	9.56	9.72	-34.23	-13.00	-21.23	H
2542.24	-34.19	10.50	10.86	-34.55	-13.00	-21.55	H
3389.50	-32.40	12.78	11.57	-31.19	-13.00	-18.19	H
1694.63	-34.99	9.56	9.72	-35.15	-13.00	-22.15	V
2542.24	-34.31	10.50	10.86	-34.67	-13.00	-21.67	V
3389.50	-32.07	12.78	11.57	<b>-30.86</b>	-13.00	-17.86	V

CAT-M Band 5 / 5MHz / QPSK / RB Size 1 Offset 0/ The Worst Test Results for Lowest							
Frequency(MHz)	S G.Lev (dBm)	Ant(dBi)	Loss	PMea	Limit	Margin	Polarity
				(dBm)	(dBm)	(dBm)	
1652.75	-34.52	9.56	9.72	-34.68	-13.00	-21.68	H
2479.01	-34.26	10.50	10.86	-34.62	-13.00	-21.62	H
3305.67	-32.43	12.78	11.57	-31.22	-13.00	-18.22	H
1652.75	-35.02	9.56	9.72	-35.18	-13.00	-22.18	V
2479.01	-34.49	10.50	10.86	-34.85	-13.00	-21.85	V
3305.67	-32.14	12.78	11.57	-30.93	-13.00	-17.93	V
CAT-M Band 5 / 5MHz / QPSK / RB Size 1 Offset 0/ The Worst Test Results for Middle							
Frequency(MHz)	S G.Lev (dBm)	Ant(dBi)	Loss	PMea	Limit	Margin	Polarity
				(dBm)	(dBm)	(dBm)	
1672.96	-34.42	9.56	9.72	-34.58	-13.00	-21.58	H
2509.25	-35.18	10.50	10.86	-35.54	-13.00	-22.54	H
3345.55	-32.18	12.78	11.57	-30.97	-13.00	-17.97	H
1672.96	-35.49	9.56	9.72	-35.65	-13.00	-22.65	V
2509.25	-34.01	10.50	10.86	-34.37	-13.00	-21.37	V
3345.55	-31.88	12.78	11.57	-30.67	-13.00	-17.67	V
CAT-M Band 5 / 5MHz / QPSK / RB Size 1 Offset 0/ The Worst Test Results for Highest							
Frequency(MHz)	S G.Lev (dBm)	Ant(dBi)	Loss	PMea	Limit	Margin	Polarity
				(dBm)	(dBm)	(dBm)	
1692.86	-33.66	9.56	9.72	-33.82	-13.00	-20.82	H
2539.25	-34.49	10.50	10.86	-34.85	-13.00	-21.85	H
3385.54	-32.29	12.78	11.57	-31.08	-13.00	-18.08	H
1692.86	-35.41	9.56	9.72	-35.57	-13.00	-22.57	V
2539.25	-34.95	10.50	10.86	-35.31	-13.00	-22.31	V
3385.54	-32.56	12.78	11.57	-31.35	-13.00	-18.35	V

CAT-M Band 5 / 10MHz / QPSK / RB Size 1 Offset 0/ The Worst Test Results for Lowest							
Frequency(MHz)	S G.Lev (dBm)	Ant(dBi)	Loss	PMea	Limit	Margin	Polarity
				(dBm)	(dBm)	(dBm)	
1657.59	-34.89	9.56	9.72	-35.05	-13.00	-22.05	H
2486.70	-35.00	10.50	10.86	-35.36	-13.00	-22.36	H
3315.91	-32.78	12.78	11.57	-31.57	-13.00	-18.57	H
1657.59	-35.02	9.56	9.72	-35.18	-13.00	-22.18	V
2486.70	-33.84	10.50	10.86	-34.20	-13.00	-21.20	V
3315.91	-32.91	12.78	11.57	-31.70	-13.00	-18.70	V
CAT-M Band 5 / 10MHz / QPSK / RB Size 1 Offset 0/ The Worst Test Results for Middle							
Frequency(MHz)	S G.Lev (dBm)	Ant(dBi)	Loss	PMea	Limit	Margin	Polarity
				(dBm)	(dBm)	(dBm)	
1672.67	-34.29	9.56	9.72	-34.45	-13.00	-21.45	H
2509.16	-34.73	10.50	10.86	-35.09	-13.00	-22.09	H
3345.72	-32.73	12.78	11.57	-31.52	-13.00	-18.52	H
1672.67	-34.66	9.56	9.72	-34.82	-13.00	-21.82	V
2509.16	-34.34	10.50	10.86	-34.70	-13.00	-21.70	V
3345.72	-31.92	12.78	11.57	-30.71	-13.00	-17.71	V
CAT-M Band 5 / 10MHz / QPSK / RB Size 1 Offset 0/ The Worst Test Results for Highest							
Frequency(MHz)	S G.Lev (dBm)	Ant(dBi)	Loss	PMea	Limit	Margin	Polarity
				(dBm)	(dBm)	(dBm)	
1687.84	-34.77	9.56	9.72	-34.93	-13.00	-21.93	H
2531.76	-34.82	10.50	10.86	-35.18	-13.00	-22.18	H
3375.93	-32.59	12.78	11.57	-31.38	-13.00	-18.38	H
1687.84	-35.98	9.56	9.72	-36.14	-13.00	-23.14	V
2531.76	-34.77	10.50	10.86	-35.13	-13.00	-22.13	V
3375.93	-32.60	12.78	11.57	-31.39	-13.00	-18.39	V

CAT-M Band 12 / 1.4MHz / QPSK / RB Size 1 Offset 0/ The Worst Test Results for Lowest							
Frequency(MHz)	S G.Lev (dBm)	Ant(dBi)	Loss	PMea	Limit	Margin	Polarity
				(dBm)	(dBm)	(dBm)	
1398.92	-34.22	8.17	9.34	-35.39	-13.00	-22.39	H
2099.01	-34.97	9.53	10.42	-35.86	-13.00	-22.86	H
2798.58	-32.84	11.27	11.12	-32.69	-13.00	-19.69	H
1398.92	-35.32	8.17	9.34	-36.49	-13.00	-23.49	V
2099.01	-33.82	9.53	10.42	-34.71	-13.00	-21.71	V
2798.58	-33.18	11.27	11.12	-33.03	-13.00	-20.03	V
CAT-M Band 12 / 1.4MHz / QPSK / RB Size 1 Offset 0/ The Worst Test Results for Middle							
Frequency(MHz)	S G.Lev (dBm)	Ant(dBi)	Loss	PMea	Limit	Margin	Polarity
				(dBm)	(dBm)	(dBm)	
1414.58	-34.33	8.17	9.34	-35.50	-13.00	-22.50	H
2122.23	-34.76	9.53	10.42	-35.65	-13.00	-22.65	H
2829.57	-32.48	11.27	11.12	-32.33	-13.00	-19.33	H
1414.58	-35.43	8.17	9.34	-36.60	-13.00	-23.60	V
2122.23	-34.73	9.53	10.42	-35.62	-13.00	-22.62	V
2829.57	-32.38	11.27	11.12	-32.23	-13.00	-19.23	V
CAT-M Band 12 / 1.4MHz / QPSK / RB Size 1 Offset 0/ The Worst Test Results for Highest							
Frequency(MHz)	S G.Lev (dBm)	Ant(dBi)	Loss	PMea	Limit	Margin	Polarity
				(dBm)	(dBm)	(dBm)	
1430.52	-33.71	8.17	9.34	-34.88	-13.00	-21.88	H
2145.50	-35.06	9.53	10.42	-35.95	-13.00	-22.95	H
2861.14	-32.52	11.27	11.12	-32.37	-13.00	-19.37	H
1430.52	-35.90	8.17	9.34	-37.07	-13.00	-24.07	V
2145.50	-34.78	9.53	10.42	-35.67	-13.00	-22.67	V
2861.14	-32.79	11.27	11.12	-32.64	-13.00	-19.64	V



CAT-M Band 12 / 3MHz / QPSK / RB Size 1 Offset 0/ The Worst Test Results for Lowest							
Frequency(MHz)	S G.Lev (dBm)	Ant(dBi)	Loss	PMea	Limit	Margin	Polarity
				(dBm)	(dBm)	(dBm)	
1400.74	-34.11	8.17	9.34	-35.28	-13.00	-22.28	H
2101.49	-35.36	9.53	10.42	-36.25	-13.00	-23.25	H
2801.54	-32.68	11.27	11.12	-32.53	-13.00	-19.53	H
1400.74	-35.81	8.17	9.34	-36.98	-13.00	-23.98	V
2101.49	-34.09	9.53	10.42	-34.98	-13.00	-21.98	V
2801.54	-33.19	11.27	11.12	-33.04	-13.00	-20.04	V
CAT-M Band 12 / 3MHz / QPSK / RB Size 1 Offset 0/ The Worst Test Results for Middle							
Frequency(MHz)	S G.Lev (dBm)	Ant(dBi)	Loss	PMea	Limit	Margin	Polarity
				(dBm)	(dBm)	(dBm)	
1414.59	-33.62	8.17	9.34	-34.79	-13.00	-21.79	H
2122.18	-34.63	9.53	10.42	-35.52	-13.00	-22.52	H
2829.56	-32.71	11.27	11.12	-32.56	-13.00	-19.56	H
1414.59	-34.63	8.17	9.34	-35.80	-13.00	-22.80	V
2122.18	-34.68	9.53	10.42	-35.57	-13.00	-22.57	V
2829.56	-32.39	11.27	11.12	-32.24	-13.00	-19.24	V
CAT-M Band 12 / 3MHz / QPSK / RB Size 1 Offset 0/ The Worst Test Results for Highest							
Frequency(MHz)	S G.Lev (dBm)	Ant(dBi)	Loss	PMea	Limit	Margin	Polarity
				(dBm)	(dBm)	(dBm)	
1428.60	-33.51	8.17	9.34	-34.68	-13.00	-21.68	H
2143.07	-35.29	9.53	10.42	-36.18	-13.00	-23.18	H
2858.00	-33.37	11.27	11.12	-33.22	-13.00	-20.22	H
1428.60	-35.28	8.17	9.34	-36.45	-13.00	-23.45	V
2143.07	-34.15	9.53	10.42	-35.04	-13.00	-22.04	V
2858.00	-32.34	11.27	11.12	-32.19	-13.00	-19.19	V

CAT-M Band 12 / 5MHz / QPSK / RB Size 1 Offset 0/ The Worst Test Results for Lowest							
Frequency(MHz)	S G.Lev (dBm)	Ant(dBi)	Loss	PMea	Limit	Margin	Polarity
				(dBm)	(dBm)	(dBm)	
1402.54	-34.87	8.17	9.34	-36.04	-13.00	-23.04	H
2104.34	-34.13	9.53	10.42	-35.02	-13.00	-22.02	H
2805.68	-32.91	11.27	11.12	-32.76	-13.00	-19.76	H
1402.54	-35.29	8.17	9.34	-36.46	-13.00	-23.46	V
2104.34	-34.84	9.53	10.42	-35.73	-13.00	-22.73	V
2805.68	-31.90	11.27	11.12	-31.75	-13.00	-18.75	V
CAT-M Band 12 / 5MHz / QPSK / RB Size 1 Offset 0/ The Worst Test Results for Middle							
Frequency(MHz)	S G.Lev (dBm)	Ant(dBi)	Loss	PMea	Limit	Margin	Polarity
				(dBm)	(dBm)	(dBm)	
1414.81	-34.60	8.17	9.34	-35.77	-13.00	-22.77	H
2122.35	-34.78	9.53	10.42	-35.67	-13.00	-22.67	H
2829.71	-32.42	11.27	11.12	-32.27	-13.00	-19.27	H
1414.81	-35.76	8.17	9.34	-36.93	-13.00	-23.93	V
2122.35	-33.98	9.53	10.42	-34.87	-13.00	-21.87	V
2829.71	-32.18	11.27	11.12	-32.03	-13.00	-19.03	V
CAT-M Band 12 / 5MHz / QPSK / RB Size 1 Offset 0/ The Worst Test Results for Highest							
Frequency(MHz)	S G.Lev (dBm)	Ant(dBi)	Loss	PMea	Limit	Margin	Polarity
				(dBm)	(dBm)	(dBm)	
1426.60	-34.11	8.17	9.34	-35.28	-13.00	-22.28	H
2140.20	-34.16	9.53	10.42	-35.05	-13.00	-22.05	H
2853.83	-32.59	11.27	11.12	-32.44	-13.00	-19.44	H
1426.60	-35.88	8.17	9.34	-37.05	-13.00	-24.05	V
2140.20	-35.22	9.53	10.42	-36.11	-13.00	-23.11	V
2853.83	-33.14	11.27	11.12	-32.99	-13.00	-19.99	V

CAT-M Band 12 / 10MHz / QPSK / RB Size 1 Offset 0/ The Worst Test Results for Lowest							
Frequency(MHz)	S G.Lev (dBm)	Ant(dBi)	Loss	PMea	Limit	Margin	Polarity
				(dBm)	(dBm)	(dBm)	
1407.55	-33.58	8.17	9.34	-34.75	-13.00	-21.75	H
2111.92	-34.98	9.53	10.42	-35.87	-13.00	-22.87	H
2815.92	-32.76	11.27	11.12	-32.61	-13.00	-19.61	H
1407.55	-35.00	8.17	9.34	-36.17	-13.00	-23.17	V
2111.92	-34.38	9.53	10.42	-35.27	-13.00	-22.27	V
2815.92	-32.61	11.27	11.12	-32.46	-13.00	-19.46	V
CAT-M Band 12 / 10MHz / QPSK / RB Size 1 Offset 0/ The Worst Test Results for Middle							
Frequency(MHz)	S G.Lev (dBm)	Ant(dBi)	Loss	PMea	Limit	Margin	Polarity
				(dBm)	(dBm)	(dBm)	
1414.80	-34.00	8.17	9.34	-35.17	-13.00	-22.17	H
2122.23	-35.16	9.53	10.42	-36.05	-13.00	-23.05	H
2829.60	-32.42	11.27	11.12	-32.27	-13.00	-19.27	H
1414.80	-35.45	8.17	9.34	-36.62	-13.00	-23.62	V
2122.23	-34.40	9.53	10.42	-35.29	-13.00	-22.29	V
2829.60	-32.36	11.27	11.12	-32.21	-13.00	-19.21	V
CAT-M Band 12 / 10MHz / QPSK / RB Size 1 Offset 0/ The Worst Test Results for Highest							
Frequency(MHz)	S G.Lev (dBm)	Ant(dBi)	Loss	PMea	Limit	Margin	Polarity
				(dBm)	(dBm)	(dBm)	
1421.90	-34.87	8.17	9.34	-36.04	-13.00	-23.04	H
2132.73	-34.18	9.53	10.42	-35.07	-13.00	-22.07	H
2843.72	-33.32	11.27	11.12	-33.17	-13.00	-20.17	H
1421.90	-35.54	8.17	9.34	-36.71	-13.00	-23.71	V
2132.73	-34.75	9.53	10.42	-35.64	-13.00	-22.64	V
2843.72	-33.15	11.27	11.12	-33.00	-13.00	-20.00	V

CAT-M Band 13 / 5MHz / QPSK / RB Size 1 Offset 0/ The Worst Test Results for Lowest							
Frequency(MHz)	S G.Lev (dBm)	Ant(dBi)	Loss	PMea	Limit	Margin	Polarity
				(dBm)	(dBm)	(dBm)	
1559.62	-48.64	8.17	9.34	-49.81	-40.00	-9.81	H
2338.50	-47.34	9.53	10.42	-48.23	-13.00	-35.23	H
3117.85	-46.16	11.27	11.12	-46.01	-13.00	-33.01	H
1559.62	-47.50	8.17	9.34	-48.67	-40.00	-8.67	V
2338.50	-47.18	9.53	10.42	-48.07	-13.00	-35.07	V
3117.85	-45.71	11.27	11.12	-45.56	-13.00	-32.56	V
CAT-M Band 13 / 5MHz / QPSK / RB Size 1 Offset 0/ The Worst Test Results for Middle							
Frequency(MHz)	S G.Lev (dBm)	Ant(dBi)	Loss	PMea	Limit	Margin	Polarity
				(dBm)	(dBm)	(dBm)	
1564.34	-48.51	8.17	9.34	-49.68	-40.00	-9.68	H
2345.64	-47.10	9.53	10.42	-47.99	-13.00	-34.99	H
3127.84	-45.39	11.27	11.12	-45.24	-13.00	-32.24	H
1564.34	-48.01	8.17	9.34	-49.18	-40.00	-9.18	V
2345.64	-46.77	9.53	10.42	-47.66	-13.00	-34.66	V
3127.84	-46.65	11.27	11.12	-46.50	-13.00	-33.50	V
CAT-M Band 13 / 5MHz / QPSK / RB Size 1 Offset 0/ The Worst Test Results for Highest							
Frequency(MHz)	S G.Lev (dBm)	Ant(dBi)	Loss	PMea	Limit	Margin	Polarity
				(dBm)	(dBm)	(dBm)	
1568.68	-48.92	8.17	9.34	-50.09	-40.00	-10.09	H
2353.43	-46.29	9.53	10.42	-47.18	-13.00	-34.18	H
3138.30	-45.64	11.27	11.12	-45.49	-13.00	-32.49	H
1568.68	-47.61	8.17	9.34	-48.78	-40.00	-8.78	V
2353.43	-47.36	9.53	10.42	-48.25	-13.00	-35.25	V
3138.30	-45.67	11.27	11.12	-45.52	-13.00	-32.52	V

CAT-M Band 13 / 10MHz / QPSK / RB Size 1 Offset 0/ The Worst Test Results for Middle							
Frequency(MHz)	S G.Lev (dBm)	Ant(dBi)	Loss	PMea	Limit	Margin	Polarity
				(dBm)	(dBm)	(dBm)	
1564.13	-47.61	8.17	9.34	-48.78	-40.00	-8.78	H
2345.94	-46.52	9.53	10.42	-47.41	-13.00	-34.41	H
3127.91	-45.60	11.27	11.12	-45.45	-13.00	-32.45	H
1564.13	-48.03	8.17	9.34	-49.20	-40.00	-9.20	V
2345.94	-47.00	9.53	10.42	-47.89	-13.00	-34.89	V
3127.91	-45.41	11.27	11.12	-45.26	-13.00	-32.26	V

CAT-M Band 25 / 1.4MHz / QPSK / RB Size 1 Offset 0/ The Worst Test Results for Lowest							
Frequency(MHz)	S G.Lev (dBm)	Ant(dBi)	Loss	PMea	Limit	Margin	Polarity
				(dBm)	(dBm)	(dBm)	
3701.19	-34.09	12.60	12.93	-34.42	-13.00	-21.42	H
5551.68	-35.29	13.10	17.11	-39.30	-13.00	-26.30	H
7402.66	-33.45	11.50	22.20	-44.15	-13.00	-31.15	H
3701.19	-34.84	12.60	12.93	-35.17	-13.00	-22.17	V
5551.68	-34.86	13.10	17.11	-38.87	-13.00	-25.87	V
7402.66	-32.12	11.50	22.20	-42.82	-13.00	-29.82	V
CAT-M Band 25 / 1.4MHz / QPSK / RB Size 1 Offset 0/ The Worst Test Results for Middle							
Frequency(MHz)	S G.Lev (dBm)	Ant(dBi)	Loss	PMea	Limit	Margin	Polarity
				(dBm)	(dBm)	(dBm)	
3764.90	-33.55	12.60	12.93	-33.88	-13.00	-20.88	H
5647.11	-34.87	13.10	17.11	-38.88	-13.00	-25.88	H
7530.08	-32.23	11.50	22.20	-42.93	-13.00	-29.93	H
3764.90	-35.65	12.60	12.93	-35.98	-13.00	-22.98	V
5647.11	-34.18	13.10	17.11	-38.19	-13.00	-25.19	V
7530.08	-31.86	11.50	22.20	-42.56	-13.00	-29.56	V
CAT-M Band 25 / 1.4MHz / QPSK / RB Size 1 Offset 0/ The Worst Test Results for Highest							
Frequency(MHz)	S G.Lev (dBm)	Ant(dBi)	Loss	PMea	Limit	Margin	Polarity
				(dBm)	(dBm)	(dBm)	
3828.53	-34.04	12.60	12.93	-34.37	-13.00	-21.37	H
5727.60	-34.94	13.10	17.11	-38.95	-13.00	-25.95	H
7657.15	-33.16	11.50	22.20	-43.86	-13.00	-30.86	H
3828.53	-35.52	12.60	12.93	-35.85	-13.00	-22.85	V
5727.60	-35.13	13.10	17.11	-39.14	-13.00	-26.14	V
7657.15	-32.37	11.50	22.20	-43.07	-13.00	-30.07	V

CAT-M Band 25 / 3MHz / QPSK / RB Size 1 Offset 0/ The Worst Test Results for Lowest							
Frequency(MHz)	S G.Lev (dBm)	Ant(dBi)	Loss	PMea	Limit	Margin	Polarity
				(dBm)	(dBm)	(dBm)	
3702.89	-33.95	12.60	12.93	-34.28	-13.00	-21.28	H
5554.24	-35.05	13.10	17.11	-39.06	-13.00	-26.06	H
7406.00	-32.31	11.50	22.20	-43.01	-13.00	-30.01	H
3702.89	-35.39	12.60	12.93	-35.72	-13.00	-22.72	V
5554.24	-34.11	13.10	17.11	-38.12	-13.00	-25.12	V
7406.00	-32.13	11.50	22.20	-42.83	-13.00	-29.83	V
CAT-M Band 25 / 3MHz / QPSK / RB Size 1 Offset 0/ The Worst Test Results for Middle							
Frequency(MHz)	S G.Lev (dBm)	Ant(dBi)	Loss	PMea	Limit	Margin	Polarity
				(dBm)	(dBm)	(dBm)	
3765.23	-34.73	12.60	12.93	-35.06	-13.00	-22.06	H
5646.95	-34.37	13.10	17.11	-38.38	-13.00	-25.38	H
7529.94	-32.59	11.50	22.20	-43.29	-13.00	-30.29	H
3765.23	-35.77	12.60	12.93	-36.10	-13.00	-23.10	V
5646.95	-34.99	13.10	17.11	-39.00	-13.00	-26.00	V
7529.94	-32.93	11.50	22.20	-43.63	-13.00	-30.63	V
CAT-M Band 25 / 3MHz / QPSK / RB Size 1 Offset 0/ The Worst Test Results for Highest							
Frequency(MHz)	S G.Lev (dBm)	Ant(dBi)	Loss	PMea	Limit	Margin	Polarity
				(dBm)	(dBm)	(dBm)	
3827.03	-33.66	12.60	12.93	-33.99	-13.00	-20.99	H
5739.89	-35.08	13.10	17.11	-39.09	-13.00	-26.09	H
7654.40	-33.60	11.50	22.20	-44.30	-13.00	-31.30	H
3827.03	-35.63	12.60	12.93	-35.96	-13.00	-22.96	V
5739.89	-35.24	13.10	17.11	-39.25	-13.00	-26.25	V
7654.40	-32.87	11.50	22.20	-43.57	-13.00	-30.57	V

CAT-M Band 25 / 5MHz / QPSK / RB Size 1 Offset 0/ The Worst Test Results for Lowest							
Frequency(MHz)	S G.Lev (dBm)	Ant(dBi)	Loss	PMea	Limit	Margin	Polarity
				(dBm)	(dBm)	(dBm)	
3705.35	-33.84	12.60	12.93	-34.17	-13.00	-21.17	H
5557.29	-35.24	13.10	17.11	-39.25	-13.00	-26.25	H
7410.14	-33.12	11.50	22.20	-43.82	-13.00	-30.82	H
3705.35	-35.09	12.60	12.93	-35.42	-13.00	-22.42	V
5557.29	-34.50	13.10	17.11	-38.51	-13.00	-25.51	V
7410.14	-32.09	11.50	22.20	-42.79	-13.00	-29.79	V
CAT-M Band 25 / 5MHz / QPSK / RB Size 1 Offset 0/ The Worst Test Results for Middle							
Frequency(MHz)	S G.Lev (dBm)	Ant(dBi)	Loss	PMea	Limit	Margin	Polarity
				(dBm)	(dBm)	(dBm)	
3764.98	-33.74	12.60	12.93	-34.07	-13.00	-21.07	H
5647.12	-34.95	13.10	17.11	-38.96	-13.00	-25.96	H
7529.81	-33.24	11.50	22.20	-43.94	-13.00	-30.94	H
3764.98	-34.59	12.60	12.93	-34.92	-13.00	-21.92	V
5647.12	-34.39	13.10	17.11	-38.40	-13.00	-25.40	V
7529.81	-32.71	11.50	22.20	-43.41	-13.00	-30.41	V
CAT-M Band 25 / 5MHz / QPSK / RB Size 1 Offset 0/ The Worst Test Results for Highest							
Frequency(MHz)	S G.Lev (dBm)	Ant(dBi)	Loss	PMea	Limit	Margin	Polarity
				(dBm)	(dBm)	(dBm)	
3825.23	-33.87	12.60	12.93	-34.20	-13.00	-21.20	H
5737.38	-34.96	13.10	17.11	-38.97	-13.00	-25.97	H
7650.71	-32.51	11.50	22.20	-43.21	-13.00	-30.21	H
3825.23	-35.00	12.60	12.93	-35.33	-13.00	-22.33	V
5737.38	-34.93	13.10	17.11	-38.94	-13.00	-25.94	V
7650.71	-32.72	11.50	22.20	-43.42	-13.00	-30.42	V

CAT-M Band 25 / 10MHz / QPSK / RB Size 1 Offset 0/ The Worst Test Results for Lowest							
Frequency(MHz)	S G.Lev (dBm)	Ant(dBi)	Loss	PMea	Limit	Margin	Polarity
				(dBm)	(dBm)	(dBm)	
3710.40	-33.64	12.60	12.93	-33.97	-13.00	-20.97	H
5565.37	-35.09	13.10	17.11	-39.10	-13.00	-26.10	H
7419.84	-32.81	11.50	22.20	-43.51	-13.00	-30.51	H
3710.40	-35.34	12.60	12.93	-35.67	-13.00	-22.67	V
5565.37	-34.87	13.10	17.11	-38.88	-13.00	-25.88	V
7419.84	-32.22	11.50	22.20	-42.92	-13.00	-29.92	V
CAT-M Band 25 / 10MHz / QPSK / RB Size 1 Offset 0/ The Worst Test Results for Middle							
Frequency(MHz)	S G.Lev (dBm)	Ant(dBi)	Loss	PMea	Limit	Margin	Polarity
				(dBm)	(dBm)	(dBm)	
3764.97	-34.79	12.60	12.93	-35.12	-13.00	-22.12	H
5647.25	-35.16	13.10	17.11	-39.17	-13.00	-26.17	H
7530.02	-32.43	11.50	22.20	-43.13	-13.00	-30.13	H
3764.97	-34.99	12.60	12.93	-35.32	-13.00	-22.32	V
5647.25	-34.01	13.10	17.11	-38.02	-13.00	-25.02	V
7530.02	-31.99	11.50	22.20	-42.69	-13.00	-29.69	V
CAT-M Band 25 / 10MHz / QPSK / RB Size 1 Offset 0/ The Worst Test Results for Highest							
Frequency(MHz)	S G.Lev (dBm)	Ant(dBi)	Loss	PMea	Limit	Margin	Polarity
				(dBm)	(dBm)	(dBm)	
3819.93	-34.89	12.60	12.93	-35.22	-13.00	-22.22	H
5729.87	-34.06	13.10	17.11	-38.07	-13.00	-25.07	H
7639.92	-33.34	11.50	22.20	-44.04	-13.00	-31.04	H
3819.93	-34.54	12.60	12.93	-34.87	-13.00	-21.87	V
5729.87	-33.99	13.10	17.11	-38.00	-13.00	-25.00	V
7639.92	-32.76	11.50	22.20	-43.46	-13.00	-30.46	V



CAT-M Band 25 / 15MHz / QPSK / RB Size 1 Offset 0/ The Worst Test Results for Lowest							
Frequency(MHz)	S G.Lev (dBm)	Ant(dBi)	Loss	PMea	Limit	Margin	Polarity
				(dBm)	(dBm)	(dBm)	
3715.21	-34.67	12.60	12.93	-35.00	-13.00	-22.00	H
5572.30	-34.51	13.10	17.11	-38.52	-13.00	-25.52	H
7430.43	-33.61	11.50	22.20	-44.31	-13.00	-31.31	H
3715.21	-35.28	12.60	12.93	-35.61	-13.00	-22.61	V
5572.30	-34.31	13.10	17.11	-38.32	-13.00	-25.32	V
7430.43	-31.84	11.50	22.20	-42.54	-13.00	-29.54	V
CAT-M Band 25 / 15MHz / QPSK / RB Size 1 Offset 0/ The Worst Test Results for Middle							
Frequency(MHz)	S G.Lev (dBm)	Ant(dBi)	Loss	PMea	Limit	Margin	Polarity
				(dBm)	(dBm)	(dBm)	
3764.84	-33.82	12.60	12.93	-34.15	-13.00	-21.15	H
5647.28	-35.34	13.10	17.11	-39.35	-13.00	-26.35	H
7429.86	-33.60	11.50	22.20	-44.30	-13.00	-31.30	H
3764.84	-35.32	12.60	12.93	-35.65	-13.00	-22.65	V
5647.28	-34.99	13.10	17.11	-39.00	-13.00	-26.00	V
7429.86	-32.43	11.50	22.20	-43.13	-13.00	-30.13	V
CAT-M Band 25 / 15MHz / QPSK / RB Size 1 Offset 0/ The Worst Test Results for Highest							
Frequency(MHz)	S G.Lev (dBm)	Ant(dBi)	Loss	PMea	Limit	Margin	Polarity
				(dBm)	(dBm)	(dBm)	
3815.45	-33.77	12.60	12.93	-34.10	-13.00	-21.10	H
5722.40	-35.43	13.10	17.11	-39.44	-13.00	-26.44	H
7630.46	-33.33	11.50	22.20	-44.03	-13.00	-31.03	H
3815.45	-35.32	12.60	12.93	-35.65	-13.00	-22.65	V
5722.40	-33.93	13.10	17.11	-37.94	-13.00	-24.94	V
7630.46	-32.39	11.50	22.20	-43.09	-13.00	-30.09	V

CAT-M Band 25 / 20MHz / QPSK / RB Size 1 Offset 0/ The Worst Test Results for Lowest							
Frequency(MHz)	S G.Lev (dBm)	Ant(dBi)	Loss	PMea	Limit	Margin	Polarity
				(dBm)	(dBm)	(dBm)	
3720.42	-33.72	12.60	12.93	-34.05	-13.00	-21.05	H
5580.40	-35.09	13.10	17.11	-39.10	-13.00	-26.10	H
7439.96	-32.79	11.50	22.20	-43.49	-13.00	-30.49	H
3720.42	-35.29	12.60	12.93	-35.62	-13.00	-22.62	V
5580.40	-34.94	13.10	17.11	-38.95	-13.00	-25.95	V
7439.96	-32.55	11.50	22.20	-43.25	-13.00	-30.25	V
CAT-M Band 25 / 20MHz / QPSK / RB Size 1 Offset 0/ The Worst Test Results for Middle							
Frequency(MHz)	S G.Lev (dBm)	Ant(dBi)	Loss	PMea	Limit	Margin	Polarity
				(dBm)	(dBm)	(dBm)	
3764.85	-34.47	12.60	12.93	-34.80	-13.00	-21.80	H
5647.04	-34.33	13.10	17.11	-38.34	-13.00	-25.34	H
7529.94	-32.24	11.50	22.20	-42.94	-13.00	-29.94	H
3764.85	-34.67	12.60	12.93	-35.00	-13.00	-22.00	V
5647.04	-35.18	13.10	17.11	-39.19	-13.00	-26.19	V
7529.94	-32.87	11.50	22.20	-43.57	-13.00	-30.57	V
CAT-M Band 25 / 20MHz / QPSK / RB Size 1 Offset 0/ The Worst Test Results for Highest							
Frequency(MHz)	S G.Lev (dBm)	Ant(dBi)	Loss	PMea	Limit	Margin	Polarity
				(dBm)	(dBm)	(dBm)	
3810.45	-34.52	12.60	12.93	-34.85	-13.00	-21.85	H
5715.31	-34.24	13.10	17.11	-38.25	-13.00	-25.25	H
7620.03	-33.27	11.50	22.20	-43.97	-13.00	-30.97	H
3810.45	-35.12	12.60	12.93	-35.45	-13.00	-22.45	V
5715.31	-34.04	13.10	17.11	-38.05	-13.00	-25.05	V
7620.03	-32.57	11.50	22.20	-43.27	-13.00	-30.27	V

CAT-M Band 26 / 1.4MHz / QPSK / RB Size 1 Offset 0/ The Worst Test Results for Lowest							
Frequency(MHz)	S G.Lev (dBm)	Ant(dBi)	Loss	PMea	Limit	Margin	Polarity
				(dBm)	(dBm)	(dBm)	
1629.16	-34.63	9.56	9.72	-34.79	-13.00	-21.79	H
2444.09	-34.59	10.50	10.86	-34.95	-13.00	-21.95	H
3258.73	-32.73	12.78	11.57	-31.52	-13.00	-18.52	H
1629.16	-35.77	9.56	9.72	-35.93	-13.00	-22.93	V
2444.09	-35.05	10.50	10.86	-35.41	-13.00	-22.41	V
3258.73	-32.12	12.78	11.57	-30.91	-13.00	-17.91	V
CAT-M Band 26 / 1.4MHz / QPSK / RB Size 1 Offset 0/ The Worst Test Results for Middle							
Frequency(MHz)	S G.Lev (dBm)	Ant(dBi)	Loss	PMea	Limit	Margin	Polarity
				(dBm)	(dBm)	(dBm)	
1638.01	-33.85	9.56	9.72	-34.01	-13.00	-21.01	H
2457.21	-34.61	10.50	10.86	-34.97	-13.00	-21.97	H
3275.84	-32.35	12.78	11.57	-31.14	-13.00	-18.14	H
1638.01	-35.91	9.56	9.72	-36.07	-13.00	-23.07	V
2457.21	-34.96	10.50	10.86	-35.32	-13.00	-22.32	V
3275.84	-32.71	12.78	11.57	-31.50	-13.00	-18.50	V
CAT-M Band 26 / 1.4MHz / QPSK / RB Size 1 Offset 0/ The Worst Test Results for Highest							
Frequency(MHz)	S G.Lev (dBm)	Ant(dBi)	Loss	PMea	Limit	Margin	Polarity
				(dBm)	(dBm)	(dBm)	
1646.45	-33.89	9.56	9.72	-34.05	-13.00	-21.05	H
2456.67	-34.02	10.50	10.86	-34.38	-13.00	-21.38	H
3257.83	-32.49	12.78	11.57	-31.28	-13.00	-18.28	H
1646.45	-35.52	9.56	9.72	-35.68	-13.00	-22.68	V
2456.67	-35.02	10.50	10.86	-35.38	-13.00	-22.38	V
3257.83	-32.63	12.78	11.57	-31.42	-13.00	-18.42	V

CAT-M Band 26 / 3MHz / QPSK / RB Size 1 Offset 0/ The Worst Test Results for Lowest							
Frequency(MHz)	S G.Lev (dBm)	Ant(dBi)	Loss	PMea	Limit	Margin	Polarity
				(dBm)	(dBm)	(dBm)	
1631.33	-34.66	9.56	9.72	-34.82	-13.00	-21.82	H
2446.62	-34.02	10.50	10.86	-34.38	-13.00	-21.38	H
3261.89	-33.03	12.78	11.57	-31.82	-13.00	-18.82	H
1631.33	-35.37	9.56	9.72	-35.53	-13.00	-22.53	V
2446.62	-34.83	10.50	10.86	-35.19	-13.00	-22.19	V
3261.89	-32.15	12.78	11.57	-30.94	-13.00	-17.94	V
CAT-M Band 26 / 3MHz / QPSK / RB Size 1 Offset 0/ The Worst Test Results for Middle							
Frequency(MHz)	S G.Lev (dBm)	Ant(dBi)	Loss	PMea	Limit	Margin	Polarity
				(dBm)	(dBm)	(dBm)	
1637.81	-33.54	9.56	9.72	-33.70	-13.00	-20.70	H
2457.28	-34.76	10.50	10.86	-35.12	-13.00	-22.12	H
3275.81	-32.32	12.78	11.57	-31.11	-13.00	-18.11	H
1637.81	-35.49	9.56	9.72	-35.65	-13.00	-22.65	V
2457.28	-34.06	10.50	10.86	-34.42	-13.00	-21.42	V
3275.81	-31.96	12.78	11.57	-30.75	-13.00	-17.75	V
CAT-M Band 26 / 3MHz / QPSK / RB Size 1 Offset 0/ The Worst Test Results for Highest							
Frequency(MHz)	S G.Lev (dBm)	Ant(dBi)	Loss	PMea	Limit	Margin	Polarity
				(dBm)	(dBm)	(dBm)	
1644.74	-34.64	9.56	9.72	-34.80	-13.00	-21.80	H
2467.46	-35.18	10.50	10.86	-35.54	-13.00	-22.54	H
3275.93	-32.85	12.78	11.57	-31.64	-13.00	-18.64	H
1644.74	-34.86	9.56	9.72	-35.02	-13.00	-22.02	V
2467.46	-34.51	10.50	10.86	-34.87	-13.00	-21.87	V
3275.93	-32.56	12.78	11.57	-31.35	-13.00	-18.35	V

CAT-M Band 26 / 5MHz / QPSK / RB Size 1 Offset 0/ The Worst Test Results for Lowest							
Frequency(MHz)	S G.Lev (dBm)	Ant(dBi)	Loss	PMea	Limit	Margin	Polarity
				(dBm)	(dBm)	(dBm)	
1632.75	-33.72	9.56	9.72	-33.88	-13.00	-20.88	H
2449.63	-35.43	10.50	10.86	-35.79	-13.00	-22.79	H
3266.96	-32.42	12.78	11.57	-31.21	-13.00	-18.21	H
1632.75	-35.64	9.56	9.72	-35.80	-13.00	-22.80	V
2449.63	-34.83	10.50	10.86	-35.19	-13.00	-22.19	V
3266.96	-33.11	12.78	11.57	-31.90	-13.00	-18.90	V
CAT-M Band 26 / 5MHz / QPSK / RB Size 1 Offset 0/ The Worst Test Results for Middle							
Frequency(MHz)	S G.Lev (dBm)	Ant(dBi)	Loss	PMea	Limit	Margin	Polarity
				(dBm)	(dBm)	(dBm)	
1637.96	-33.86	9.56	9.72	-34.02	-13.00	-21.02	H
2456.94	-34.54	10.50	10.86	-34.90	-13.00	-21.90	H
3276.21	-32.90	12.78	11.57	-31.69	-13.00	-18.69	H
1637.96	-36.00	9.56	9.72	-36.16	-13.00	-23.16	V
2456.94	-35.13	10.50	10.86	-35.49	-13.00	-22.49	V
3276.21	-32.46	12.78	11.57	-31.25	-13.00	-18.25	V
CAT-M Band 26 / 5MHz / QPSK / RB Size 1 Offset 0/ The Worst Test Results for Highest							
Frequency(MHz)	S G.Lev (dBm)	Ant(dBi)	Loss	PMea	Limit	Margin	Polarity
				(dBm)	(dBm)	(dBm)	
1642.99	-34.58	9.56	9.72	-34.74	-13.00	-21.74	H
2464.48	-34.95	10.50	10.86	-35.31	-13.00	-22.31	H
3286.07	-32.94	12.78	11.57	-31.73	-13.00	-18.73	H
1642.99	-35.98	9.56	9.72	-36.14	-13.00	-23.14	V
2464.48	-34.20	10.50	10.86	-34.56	-13.00	-21.56	V
3286.07	-32.01	12.78	11.57	-30.80	-13.00	-17.80	V

CAT-M Band 26 / 10MHz / QPSK / RB Size 1 Offset 0/ The Worst Test Results for Middle							
Frequency(MHz)	S G.Lev (dBm)	Ant(dBi)	Loss	PMea	Limit	Margin	Polarity
				(dBm)	(dBm)	(dBm)	
1637.78	-34.33	9.56	9.72	-34.49	-13.00	-21.49	H
2457.25	-34.76	10.50	10.86	-35.12	-13.00	-22.12	H
3275.93	-33.43	12.78	11.57	-32.22	-13.00	-19.22	H
1637.78	-35.37	9.56	9.72	-35.53	-13.00	-22.53	V
2457.25	-33.97	10.50	10.86	-34.33	-13.00	-21.33	V
3275.93	-32.49	12.78	11.57	-31.28	-13.00	-18.28	V

CAT-M Band 66 / 1.4MHz / QPSK / RB Size 1 Offset 0/ The Worst Test Results for Lowest							
Frequency(MHz)	S G.Lev (dBm)	Ant(dBi)	Loss	PMea	Limit	Margin	Polarity
				(dBm)	(dBm)	(dBm)	
3421.12	-33.73	12.90	12.56	-33.39	-13.00	-20.39	H
5131.95	-35.33	13.10	16.32	-38.55	-13.00	-25.55	H
6842.63	-33.65	12.33	21.13	-42.45	-13.00	-29.45	H
3421.12	-35.38	12.90	12.56	-35.04	-13.00	-22.04	V
5131.95	-35.24	13.10	16.32	-38.46	-13.00	-25.46	V
6842.63	-32.51	12.33	21.13	-41.31	-13.00	-28.31	V
CAT-M Band 66 / 1.4MHz / QPSK / RB Size 1 Offset 0/ The Worst Test Results for Middle							
Frequency(MHz)	S G.Lev (dBm)	Ant(dBi)	Loss	PMea	Limit	Margin	Polarity
				(dBm)	(dBm)	(dBm)	
3489.82	-34.40	12.90	12.56	-34.06	-13.00	-21.06	H
5235.27	-34.73	13.10	16.32	-37.95	-13.00	-24.95	H
6980.24	-32.49	12.33	21.13	-41.29	-13.00	-28.29	H
3489.82	-35.04	12.90	12.56	-34.70	-13.00	-21.70	V
5235.27	-34.63	13.10	16.32	-37.85	-13.00	-24.85	V
6980.24	-32.41	12.33	21.13	-41.21	-13.00	-28.21	V
CAT-M Band 66 / 1.4MHz / QPSK / RB Size 1 Offset 0/ The Worst Test Results for Highest							
Frequency(MHz)	S G.Lev (dBm)	Ant(dBi)	Loss	PMea	Limit	Margin	Polarity
				(dBm)	(dBm)	(dBm)	
3557.91	-34.40	12.90	12.56	-34.06	-13.00	-21.06	H
5336.79	-34.77	13.10	16.32	-37.99	-13.00	-24.99	H
7116.86	-32.43	12.33	21.13	-41.23	-13.00	-28.23	H
3557.91	-34.74	12.90	12.56	-34.40	-13.00	-21.40	V
5336.79	-34.80	13.10	16.32	-38.02	-13.00	-25.02	V
7116.86	-32.13	12.33	21.13	-40.93	-13.00	-27.93	V

CAT-M Band 66 / 3MHz / QPSK / RB Size 1 Offset 0/ The Worst Test Results for Lowest							
Frequency(MHz)	S G.Lev (dBm)	Ant(dBi)	Loss	PMea	Limit	Margin	Polarity
				(dBm)	(dBm)	(dBm)	
3423.26	-34.04	12.90	12.56	-33.70	-13.00	-20.70	H
5134.11	-35.03	13.10	16.32	-38.25	-13.00	-25.25	H
6845.87	-33.15	12.33	21.13	-41.95	-13.00	-28.95	H
3423.26	-35.32	12.90	12.56	-34.98	-13.00	-21.98	V
5134.11	-35.04	13.10	16.32	-38.26	-13.00	-25.26	V
6845.87	-32.56	12.33	21.13	-41.36	-13.00	-28.36	V
CAT-M Band 66 / 3MHz / QPSK / RB Size 1 Offset 0/ The Worst Test Results for Middle							
Frequency(MHz)	S G.Lev (dBm)	Ant(dBi)	Loss	PMea	Limit	Margin	Polarity
				(dBm)	(dBm)	(dBm)	
3489.84	-34.83	12.90	12.56	-34.49	-13.00	-21.49	H
5234.84	-35.00	13.10	16.32	-38.22	-13.00	-25.22	H
6980.23	-32.56	12.33	21.13	-41.36	-13.00	-28.36	H
3489.84	-35.12	12.90	12.56	-34.78	-13.00	-21.78	V
5234.84	-34.72	13.10	16.32	-37.94	-13.00	-24.94	V
6980.23	-32.43	12.33	21.13	-41.23	-13.00	-28.23	V
CAT-M Band 66 / 3MHz / QPSK / RB Size 1 Offset 0/ The Worst Test Results for Highest							
Frequency(MHz)	S G.Lev (dBm)	Ant(dBi)	Loss	PMea	Limit	Margin	Polarity
				(dBm)	(dBm)	(dBm)	
3556.97	-33.58	12.90	12.56	-33.24	-13.00	-20.24	H
5262.30	-34.37	13.10	16.32	-37.59	-13.00	-24.59	H
7113.79	-33.58	12.33	21.13	-42.38	-13.00	-29.38	H
3556.97	-35.83	12.90	12.56	-35.49	-13.00	-22.49	V
5262.30	-34.80	13.10	16.32	-38.02	-13.00	-25.02	V
7113.79	-32.86	12.33	21.13	-41.66	-13.00	-28.66	V

CAT-M Band 66 / 5MHz / QPSK / RB Size 1 Offset 0/ The Worst Test Results for Lowest							
Frequency(MHz)	S G.Lev (dBm)	Ant(dBi)	Loss	PMea	Limit	Margin	Polarity
				(dBm)	(dBm)	(dBm)	
3425.48	-34.73	12.90	12.56	-34.39	-13.00	-21.39	H
5137.20	-34.37	13.10	16.32	-37.59	-13.00	-24.59	H
6850.12	-32.62	12.33	21.13	-41.42	-13.00	-28.42	H
3425.48	-34.80	12.90	12.56	-34.46	-13.00	-21.46	V
5137.20	-33.84	13.10	16.32	-37.06	-13.00	-24.06	V
6850.12	-32.72	12.33	21.13	-41.52	-13.00	-28.52	V
CAT-M Band 66 / 5MHz / QPSK / RB Size 1 Offset 0/ The Worst Test Results for Middle							
Frequency(MHz)	S G.Lev (dBm)	Ant(dBi)	Loss	PMea	Limit	Margin	Polarity
				(dBm)	(dBm)	(dBm)	
3490.11	-34.41	12.90	12.56	-34.07	-13.00	-21.07	H
5235.13	-34.56	13.10	16.32	-37.78	-13.00	-24.78	H
6979.81	-33.42	12.33	21.13	-42.22	-13.00	-29.22	H
3490.11	-34.95	12.90	12.56	-34.61	-13.00	-21.61	V
5235.13	-33.88	13.10	16.32	-37.10	-13.00	-24.10	V
6979.81	-32.11	12.33	21.13	-40.91	-13.00	-27.91	V
CAT-M Band 66 / 5MHz / QPSK / RB Size 1 Offset 0/ The Worst Test Results for Highest							
Frequency(MHz)	S G.Lev (dBm)	Ant(dBi)	Loss	PMea	Limit	Margin	Polarity
				(dBm)	(dBm)	(dBm)	
3557.90	-34.19	12.90	12.56	-33.85	-13.00	-20.85	H
5234.74	-35.41	13.10	16.32	-38.63	-13.00	-25.63	H
7110.20	-32.88	12.33	21.13	-41.68	-13.00	-28.68	H
3557.90	-35.61	12.90	12.56	-35.27	-13.00	-22.27	V
5234.74	-34.28	13.10	16.32	-37.50	-13.00	-24.50	V
7110.20	-32.04	12.33	21.13	-40.84	-13.00	-27.84	V




CAT-M Band 66 / 10MHz / QPSK / RB Size 1 Offset 0/ The Worst Test Results for Lowest							
Frequency(MHz)	S G.Lev (dBm)	Ant(dBi)	Loss	PMea	Limit	Margin	Polarity
				(dBm)	(dBm)	(dBm)	
3430.13	-34.93	12.90	12.56	-34.59	-13.00	-21.59	H
5145.21	-34.72	13.10	16.32	-37.94	-13.00	-24.94	H
6879.85	-33.00	12.33	21.13	-41.80	-13.00	-28.80	H
3430.13	-35.13	12.90	12.56	-34.79	-13.00	-21.79	V
5145.21	-34.00	13.10	16.32	-37.22	-13.00	-24.22	V
6879.85	-32.95	12.33	21.13	-41.75	-13.00	-28.75	V
CAT-M Band 66 / 10MHz / QPSK / RB Size 1 Offset 0/ The Worst Test Results for Middle							
Frequency(MHz)	S G.Lev (dBm)	Ant(dBi)	Loss	PMea	Limit	Margin	Polarity
				(dBm)	(dBm)	(dBm)	
3490.05	-34.88	12.90	12.56	-34.54	-13.00	-21.54	H
5235.27	-34.60	13.10	16.32	-37.82	-13.00	-24.82	H
6980.11	-32.38	12.33	21.13	-41.18	-13.00	-28.18	H
3490.05	-35.39	12.90	12.56	-35.05	-13.00	-22.05	V
5235.27	-34.54	13.10	16.32	-37.76	-13.00	-24.76	V
6980.11	-32.78	12.33	21.13	-41.58	-13.00	-28.58	V
CAT-M Band 66 / 10MHz / QPSK / RB Size 1 Offset 0/ The Worst Test Results for Highest							
Frequency(MHz)	S G.Lev (dBm)	Ant(dBi)	Loss	PMea	Limit	Margin	Polarity
				(dBm)	(dBm)	(dBm)	
3550.65	-34.87	12.90	12.56	-34.53	-13.00	-21.53	H
5235.46	-34.76	13.10	16.32	-37.98	-13.00	-24.98	H
7099.96	-33.50	12.33	21.13	-42.30	-13.00	-29.30	H
3550.65	-35.82	12.90	12.56	-35.48	-13.00	-22.48	V
5235.46	-35.07	13.10	16.32	-38.29	-13.00	-25.29	V
7099.96	-32.62	12.33	21.13	-41.42	-13.00	-28.42	V

CAT-M Band 66 / 15MHz / QPSK / RB Size 1 Offset 0/ The Worst Test Results for Lowest							
Frequency(MHz)	S G.Lev (dBm)	Ant(dBi)	Loss	PMea	Limit	Margin	Polarity
				(dBm)	(dBm)	(dBm)	
3435.01	-34.17	12.90	12.56	-33.83	-13.00	-20.83	H
5152.19	-35.30	13.10	16.32	-38.52	-13.00	-25.52	H
6870.13	-33.61	12.33	21.13	-42.41	-13.00	-29.41	H
3435.01	-34.82	12.90	12.56	-34.48	-13.00	-21.48	V
5152.19	-34.41	13.10	16.32	-37.63	-13.00	-24.63	V
6870.13	-33.11	12.33	21.13	-41.91	-13.00	-28.91	V
CAT-M Band 66 / 15MHz / QPSK / RB Size 1 Offset 0/ The Worst Test Results for Middle							
Frequency(MHz)	S G.Lev (dBm)	Ant(dBi)	Loss	PMea	Limit	Margin	Polarity
				(dBm)	(dBm)	(dBm)	
3490.08	-34.61	12.90	12.56	-34.27	-13.00	-21.27	H
5234.82	-34.21	13.10	16.32	-37.43	-13.00	-24.43	H
6980.01	-32.20	12.33	21.13	-41.00	-13.00	-28.00	H
3490.08	-35.22	12.90	12.56	-34.88	-13.00	-21.88	V
5234.82	-33.99	13.10	16.32	-37.21	-13.00	-24.21	V
6980.01	-33.07	12.33	21.13	-41.87	-13.00	-28.87	V
CAT-M Band 66 / 15MHz / QPSK / RB Size 1 Offset 0/ The Worst Test Results for Highest							
Frequency(MHz)	S G.Lev (dBm)	Ant(dBi)	Loss	PMea	Limit	Margin	Polarity
				(dBm)	(dBm)	(dBm)	
3544.95	-33.60	12.90	12.56	-33.26	-13.00	-20.26	H
5332.24	-34.83	13.10	16.32	-38.05	-13.00	-25.05	H
7090.00	-32.52	12.33	21.13	-41.32	-13.00	-28.32	H
3544.95	-35.29	12.90	12.56	-34.95	-13.00	-21.95	V
5332.24	-34.68	13.10	16.32	-37.90	-13.00	-24.90	V
7090.00	-32.29	12.33	21.13	-41.09	-13.00	-28.09	V

CAT-M Band 66 / 20MHz / QPSK / RB Size 1 Offset 0/ The Worst Test Results for Lowest							
Frequency(MHz)	S G.Lev (dBm)	Ant(dBi)	Loss	PMea	Limit	Margin	Polarity
				(dBm)	(dBm)	(dBm)	
3439.93	-34.59	12.90	12.56	-34.25	-13.00	-21.25	H
5159.96	-34.69	13.10	16.32	-37.91	-13.00	-24.91	H
6880.06	-32.31	12.33	21.13	-41.11	-13.00	-28.11	H
3439.93	-34.72	12.90	12.56	-34.38	-13.00	-21.38	V
5159.96	-34.21	13.10	16.32	-37.43	-13.00	-24.43	V
6880.06	-32.38	12.33	21.13	-41.18	-13.00	-28.18	V
CAT-M Band 66 / 20MHz / QPSK / RB Size 1 Offset 0/ The Worst Test Results for Middle							
Frequency(MHz)	S G.Lev (dBm)	Ant(dBi)	Loss	PMea	Limit	Margin	Polarity
				(dBm)	(dBm)	(dBm)	
3489.91	-33.91	12.90	12.56	-33.57	-13.00	-20.57	H
5235.19	-34.88	13.10	16.32	-38.10	-13.00	-25.10	H
6980.06	-33.13	12.33	21.13	-41.93	-13.00	-28.93	H
3489.91	-35.10	12.90	12.56	-34.76	-13.00	-21.76	V
5235.19	-34.08	13.10	16.32	-37.30	-13.00	-24.30	V
6980.06	-31.75	12.33	21.13	-40.55	-13.00	-27.55	V
CAT-M Band 66 / 20MHz / QPSK / RB Size 1 Offset 0/ The Worst Test Results for Highest							
Frequency(MHz)	S G.Lev (dBm)	Ant(dBi)	Loss	PMea	Limit	Margin	Polarity
				(dBm)	(dBm)	(dBm)	
3539.87	-33.65	12.90	12.56	-33.31	-13.00	-20.31	H
5310.13	-34.26	13.10	16.32	-37.48	-13.00	-24.48	H
7080.83	-32.78	12.33	21.13	-41.58	-13.00	-28.58	H
3539.87	-34.99	12.90	12.56	-34.65	-13.00	-21.65	V
5310.13	-34.09	13.10	16.32	-37.31	-13.00	-24.31	V
7080.83	-33.11	12.33	21.13	-41.91	-13.00	-28.91	V

## APPENDIX I-PHOTOS OF TEST SETUP

**Radiated Spurious Emission Test Setup Photo - Below 1GHz**



**Radiated Spurious Emission Test Setup Photo - Above 1GHz**



※※※※END OF THE REPORT※※※※