



GWU4
Wireless system

Owner's Manual

Content

Precautions-----	01
Quick Start-----	02-04
Specifications-----	05

Precautions

PLEASE READ CAREFULLY BEFORE PROCEEDING

Power Supply

- Please use a power supply that meets UL, CSA, VED, or CCC standards
- Please use the power supply that meets manufacturer's power requirement
- Please unplug the power supply when the device is turned off or a during thunderstorm
- Please do not expose the device which has battery power to heat or let it overheat
- If battery leakage occurs, please do not touch the liquid with your skin or eye. If you do come in contact, please see a doctor
- The battery included with with the device may cause fire or chemical burns if handled improperly

Location

To avoid deformation, discoloration, or other serious damage, do not expose this unit to the following conditions:

- Direct sunlight
- Excessive dusty or dirty location
- High humidity or moisture
- Extreme temperature or humidity
- Magnetic fields
- Strong vibrations or shocks

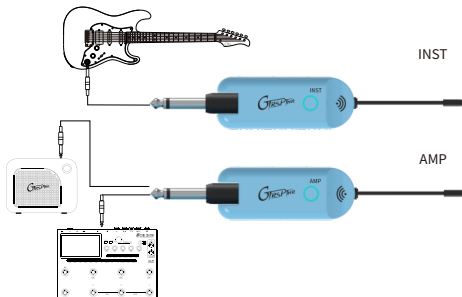
Cleaning

Clean only with a soft, dry cloth. If necessary, slightly moisten the cloth. Do not use abrasive cleanser, cleaning alcohol, paint

Quick Start

- **Connection**

The GWU4 has an INSTRUMENT (INST) (transfer) and AMP (receiver). The output of the instrument/pedal should be connected to the INST dongle and the input of the pedal/amplifier should be connected to AMP.



- **Power on**

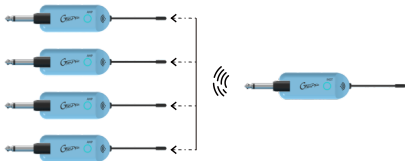
Press and hold the power switch and, the button LED will illuminate indicating power is on. Press and hold the power switch again to power off and the button LED will turn off.



- **Channel Selection**

The GWU4 has 4 different channels. Power on the unit and press the power switch to switch between the four different channels. The color of the LED button will indicate the currently selected channel.

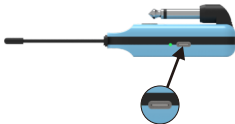
Notes: A GWU4 INST can work with multi GWU4 AMP units simultaneously.



- **Battery and charging**

The GWU4 has a built-in lithium battery, and the battery life can be monitored with the indicator on the side. Red indicates a low battery and that your unit needs to be charged using the USB cable included with the unit. During charging, the indicator will blink in red. Indicator will turn green when charging is complete.

Notes: GWU4 uses polymer lithium battery, if the product is not in use for long time, please make sure the device is fully charged at least every 3 months.



Specifications

Effective Distance:	30 meters
Latency:	Less than 0.3ms
Frequency Response:	20-20kHz
Input Dynamic:	>103dB
Frequency Band:	917.0-923.5MHz
Battery:	800mA
Battery life:	6 hours
Charging time:	2.5 hours
Charging requirement:	5V 1A
Working Temperature:	-10°C to 60°C
Dimension:	190 x 30 x 20mm
Weight:	90g
Accessories:	USB Y-cable, owner's manual

This equipment has been tested and found to comply with the limits for a Class B digital device, pursuant to part 15 of the FCC Rules. These limits are designed to provide reasonable protection against harmful interference in a residential installation. This equipment generates, uses and can radiate radio frequency energy and, if not installed and used in accordance with the instructions, may cause harmful interference to radio communications. However, there is no guarantee that interference will not occur in a particular installation. If this equipment does cause harmful interference to radio or television reception, which can be determined by turning the equipment off and on, the user is encouraged to try to correct the interference by one or more of the following measures:

- Reorient or relocate the receiving antenna.
- Increase the separation between the equipment and receiver.
- Connect the equipment into an outlet on a circuit different from that to which the receiver is connected.
- Consult the dealer or an experienced radio/TV technician for help.

Caution: Any changes or modifications to this device not explicitly approved by manufacturer could void your authority to operate this equipment.

This device complies with part 15 of the FCC Rules. Operation is subject to the following two conditions: (1) This device may not cause harmful interference, and (2) this device must accept any interference received, including interference that may cause undesired operation.

The device has been evaluated to meet general RF exposure requirement.