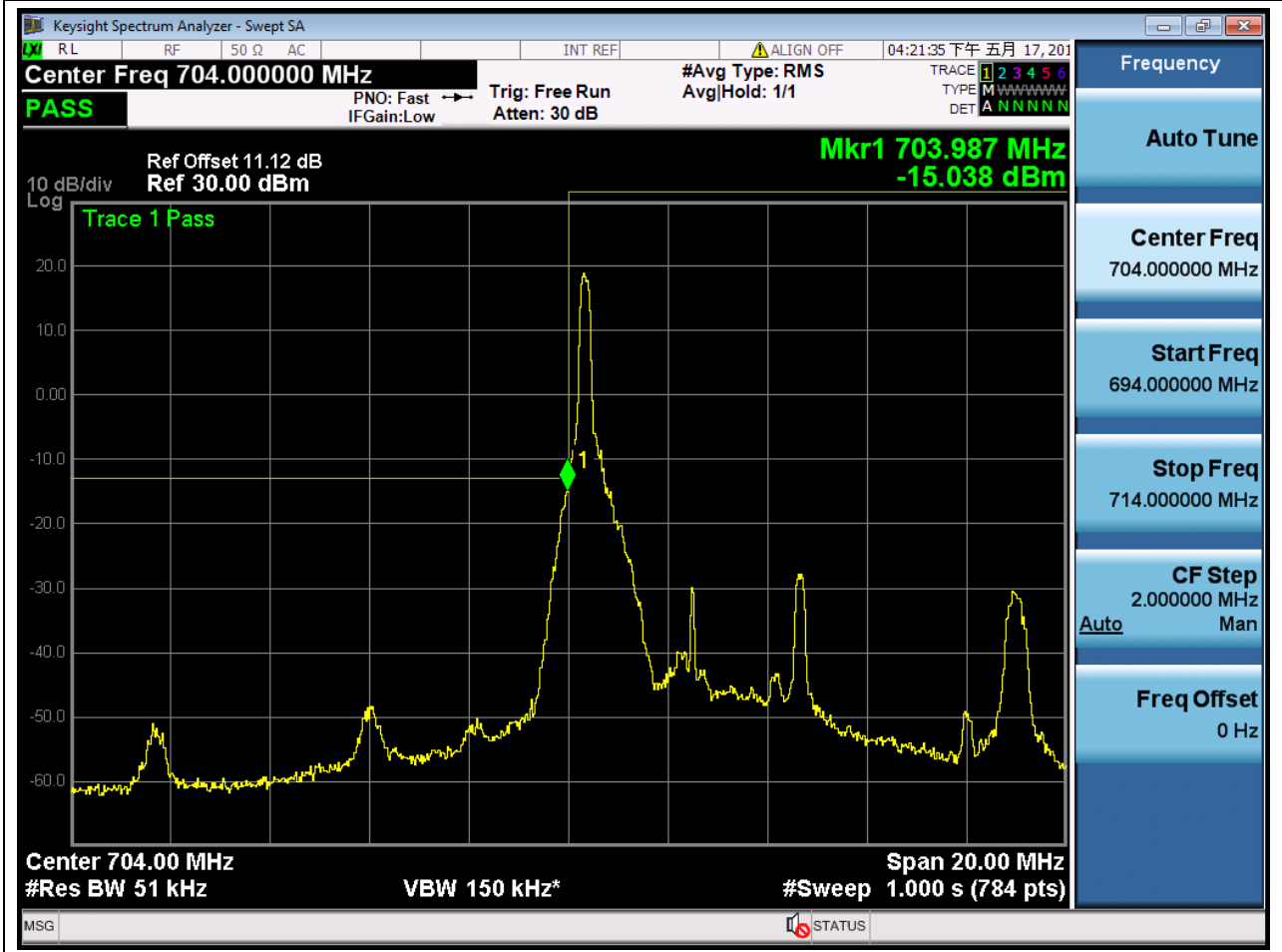


## Annex E. LTE Band Edge

# 1. LTE\_Band17

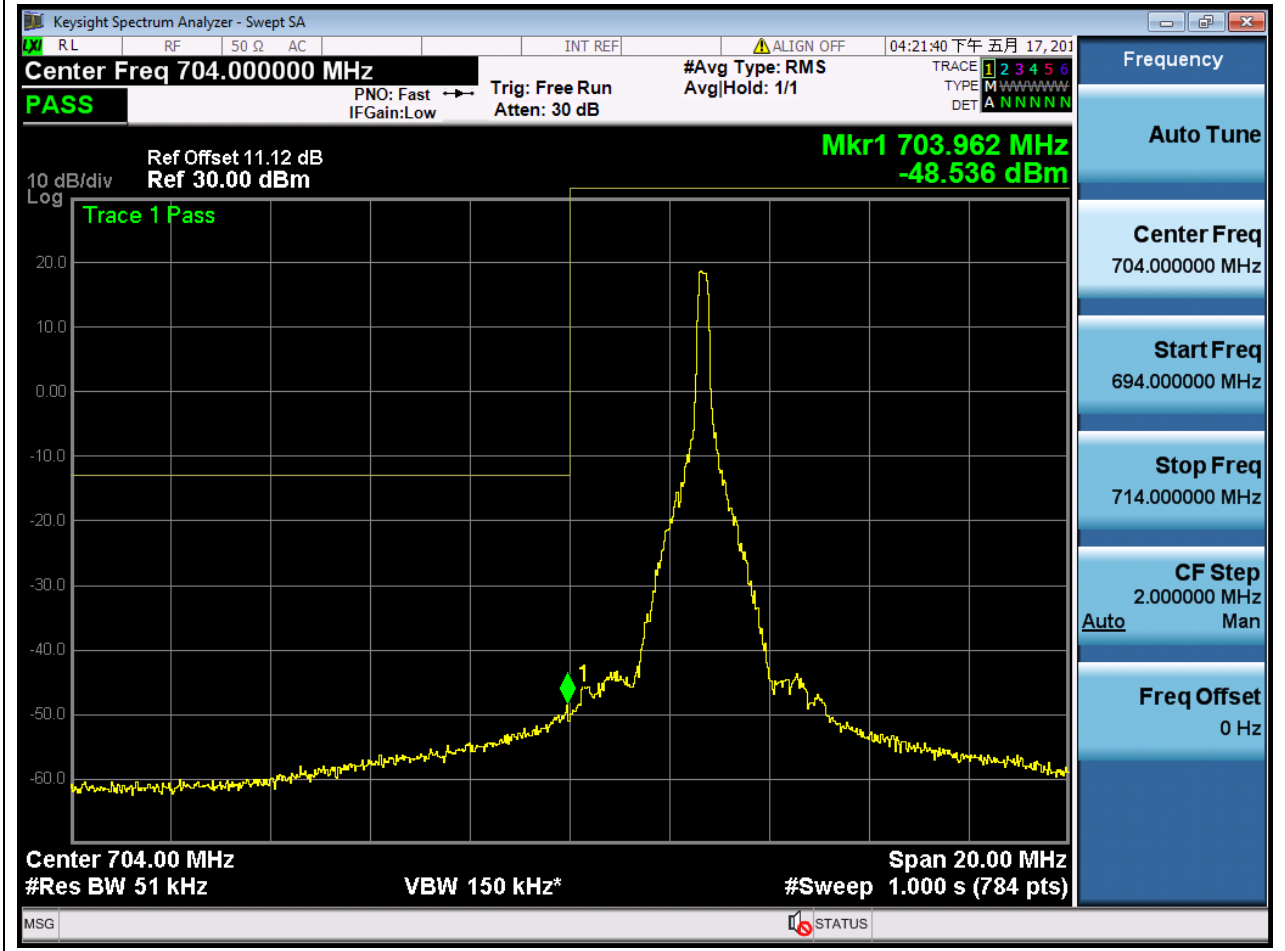
## 1.1. LTE Band Edge(NTNV)(Subtest:1, Channel:23755, Bandwidth:5, Modulation:QPSK, RB Number: 1, RB Position:LOW)

| Center Frequency (MHz) | Span (MHz) | RBW (MHz) | Detector | Frequency (MHz) | Power (dBm) | Verdict | Sweep Point |
|------------------------|------------|-----------|----------|-----------------|-------------|---------|-------------|
| 704                    | 20         | 0.051     | RMS      | 703.987         | -15.04      | Pass    | 784         |



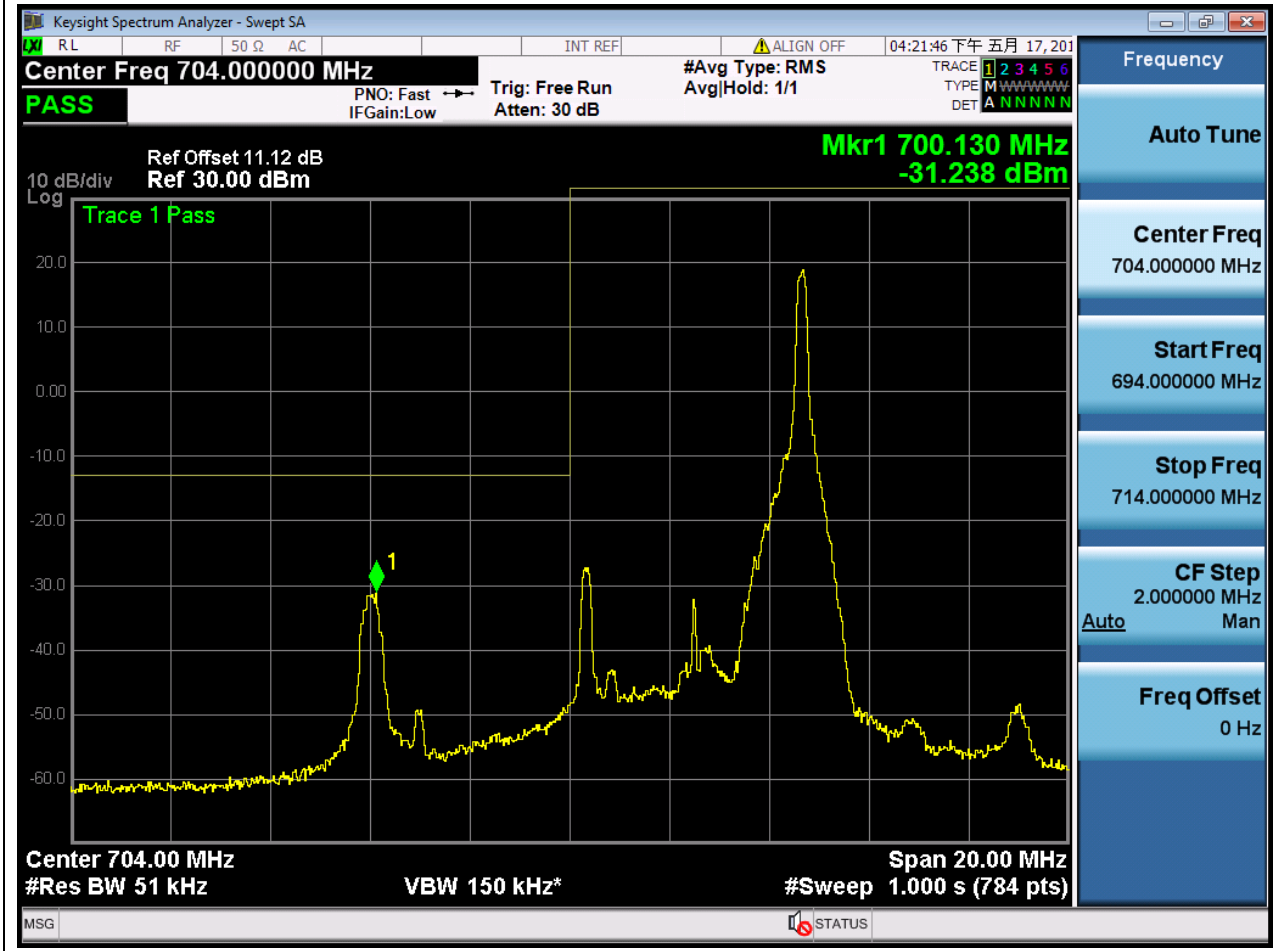
1.2. LTE Band Edge(NTNV)(Subtest:2, Channel:23755, Bandwidth:5, Modulation:QPSK, RB Number: 1, RB Position:MID)

| Center Frequency (MHz) | Span (MHz) | RBW (MHz) | Detector | Frequency (MHz) | Power (dBm) | Verdict | Sweep Point |
|------------------------|------------|-----------|----------|-----------------|-------------|---------|-------------|
| 704                    | 20         | 0.051     | RMS      | 703.962         | -48.54      | Pass    | 784         |



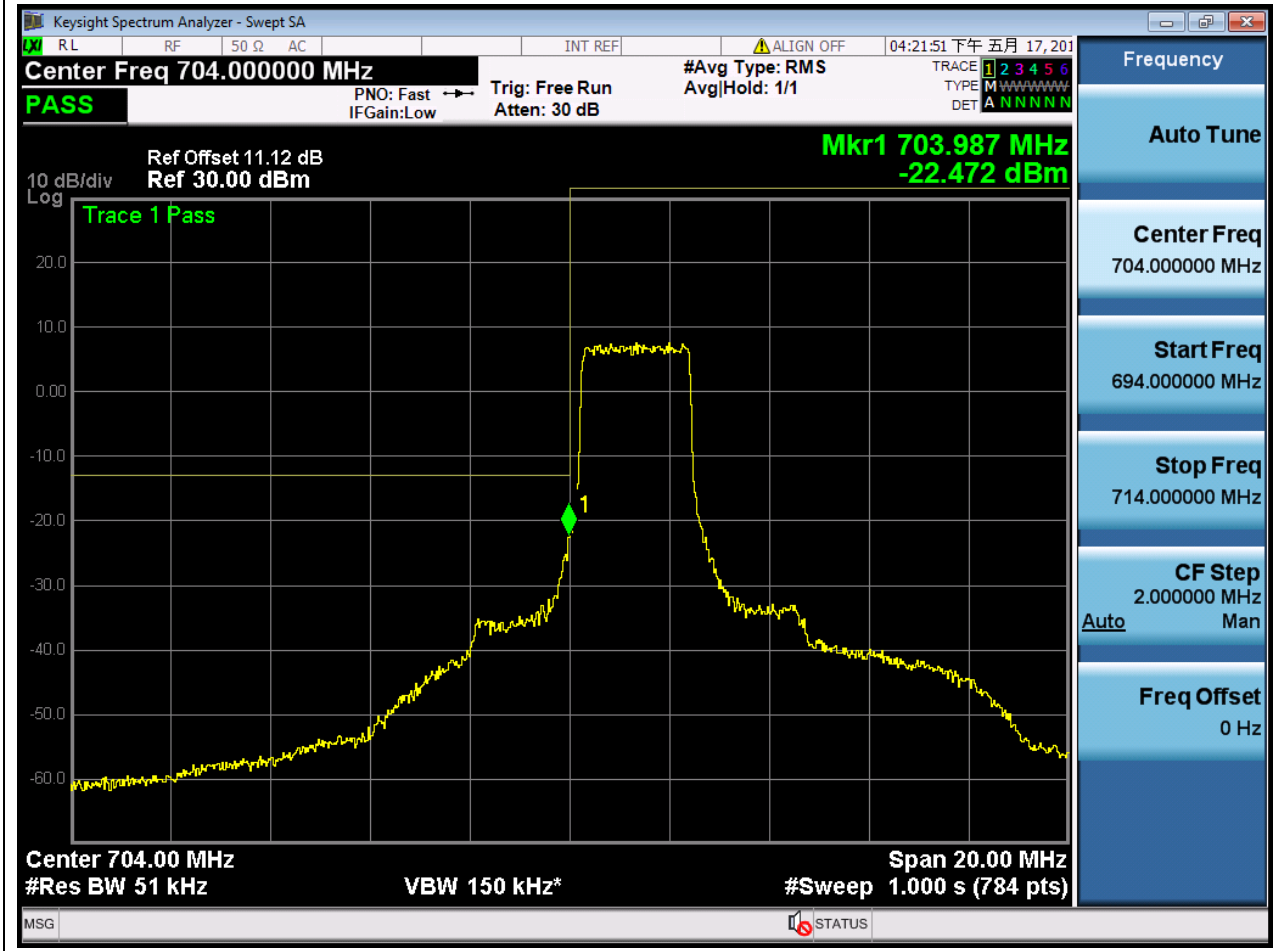
**1.3. LTE Band Edge(NTNV)(Subtest:3, Channel:23755, Bandwidth:5, Modulation:QPSK, RB Number: 1, RB Position:HIGH)**

| Center Frequency (MHz) | Span (MHz) | RBW (MHz) | Detector | Frequency (MHz) | Power (dBm) | Verdict | Sweep Point |
|------------------------|------------|-----------|----------|-----------------|-------------|---------|-------------|
| 704                    | 20         | 0.051     | RMS      | 700.13          | -31.24      | Pass    | 784         |



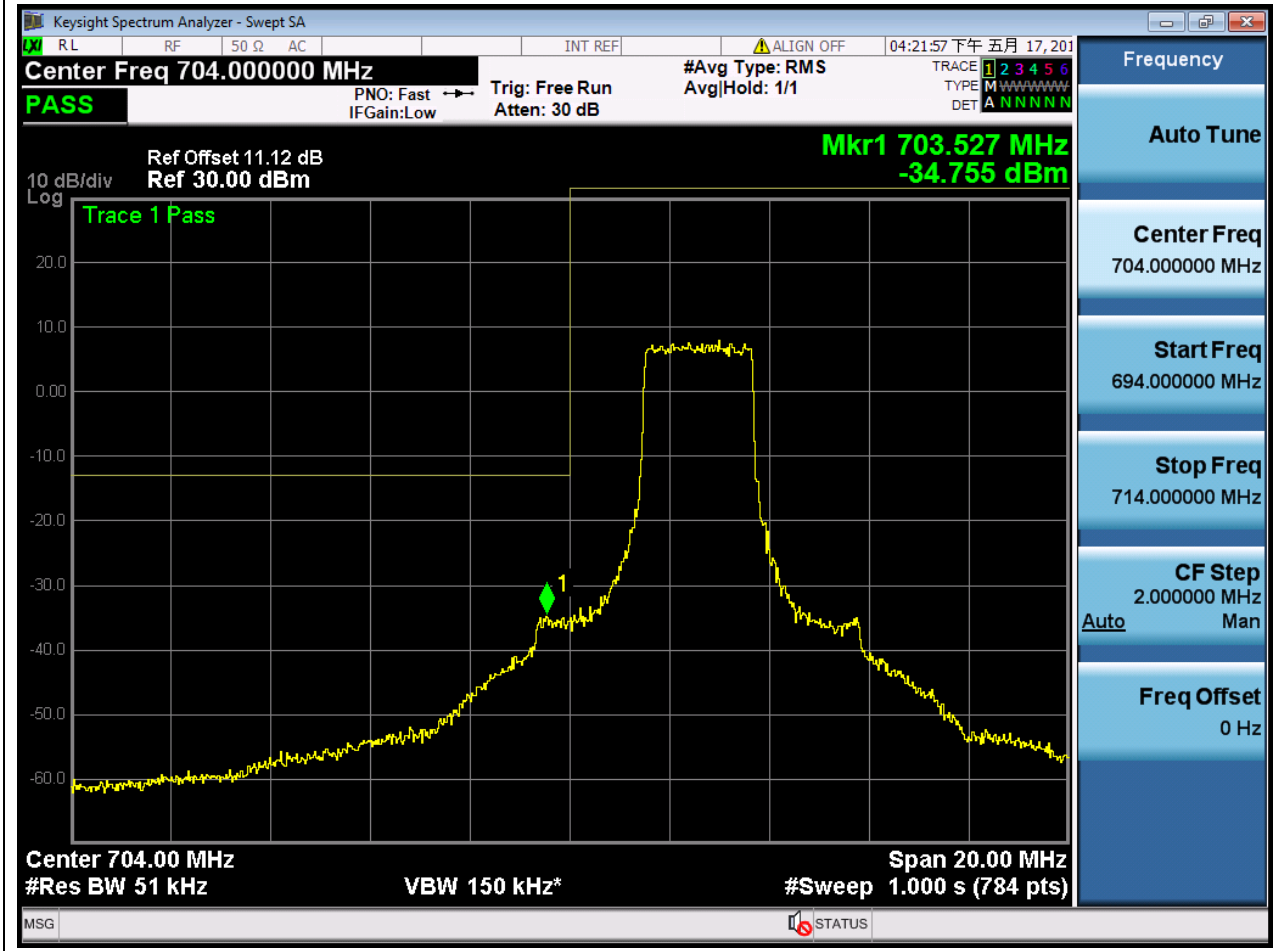
**1.4. LTE Band Edge(NTNV)(Subtest:4, Channel:23755, Bandwidth:5, Modulation:QPSK, RB Number: 12, RB Position:LOW)**

| Center Frequency (MHz) | Span (MHz) | RBW (MHz) | Detector | Frequency (MHz) | Power (dBm) | Verdict | Sweep Point |
|------------------------|------------|-----------|----------|-----------------|-------------|---------|-------------|
| 704                    | 20         | 0.051     | RMS      | 703.987         | -22.47      | Pass    | 784         |



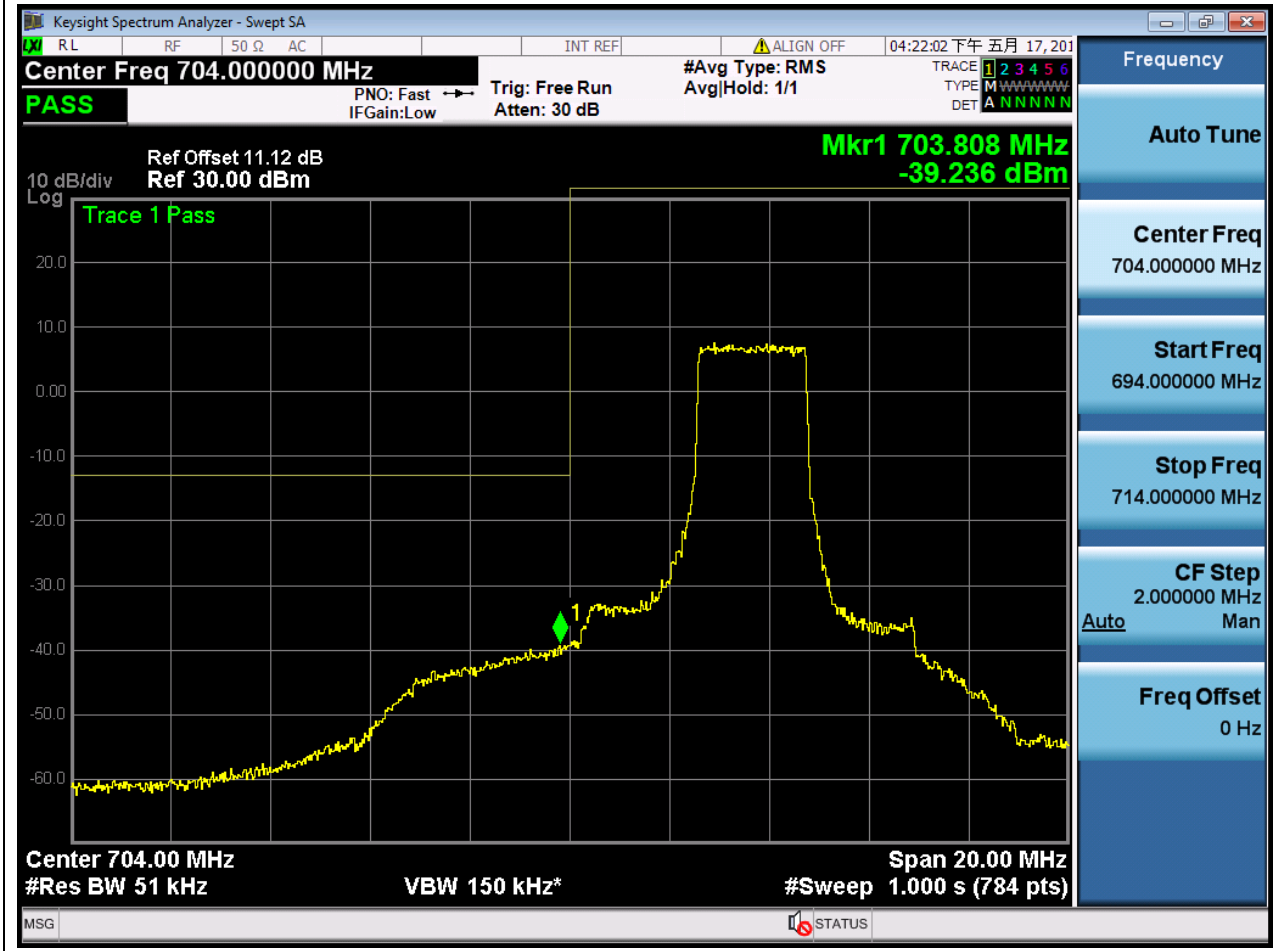
**1.5. LTE Band Edge(NTNV)(Subtest:5, Channel:23755, Bandwidth:5, Modulation:QPSK, RB Number: 12, RB Position:MID)**

| Center Frequency (MHz) | Span (MHz) | RBW (MHz) | Detector | Frequency (MHz) | Power (dBm) | Verdict | Sweep Point |
|------------------------|------------|-----------|----------|-----------------|-------------|---------|-------------|
| 704                    | 20         | 0.051     | RMS      | 703.527         | -34.76      | Pass    | 784         |



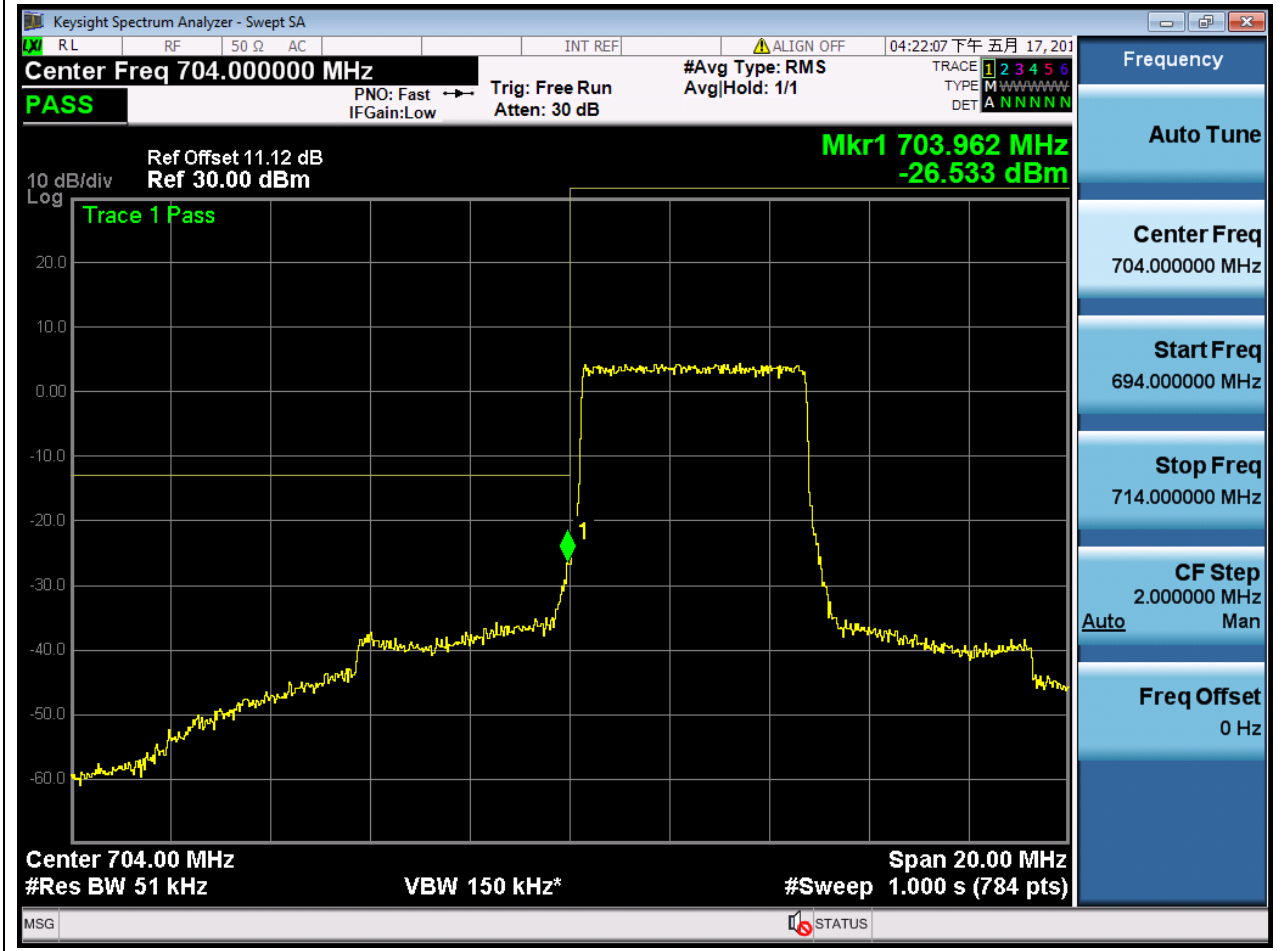
**1.6. LTE Band Edge(NTNV)(Subtest:6, Channel:23755, Bandwidth:5, Modulation:QPSK, RB Number: 12, RB Position:HIGH)**

| Center Frequency (MHz) | Span (MHz) | RBW (MHz) | Detector | Frequency (MHz) | Power (dBm) | Verdict | Sweep Point |
|------------------------|------------|-----------|----------|-----------------|-------------|---------|-------------|
| 704                    | 20         | 0.051     | RMS      | 703.808         | -39.24      | Pass    | 784         |



**1.7. LTE Band Edge(NTNV)(Subtest:7, Channel:23755, Bandwidth:5, Modulation:QPSK, RB Number: 25, RB Position:LOW)**

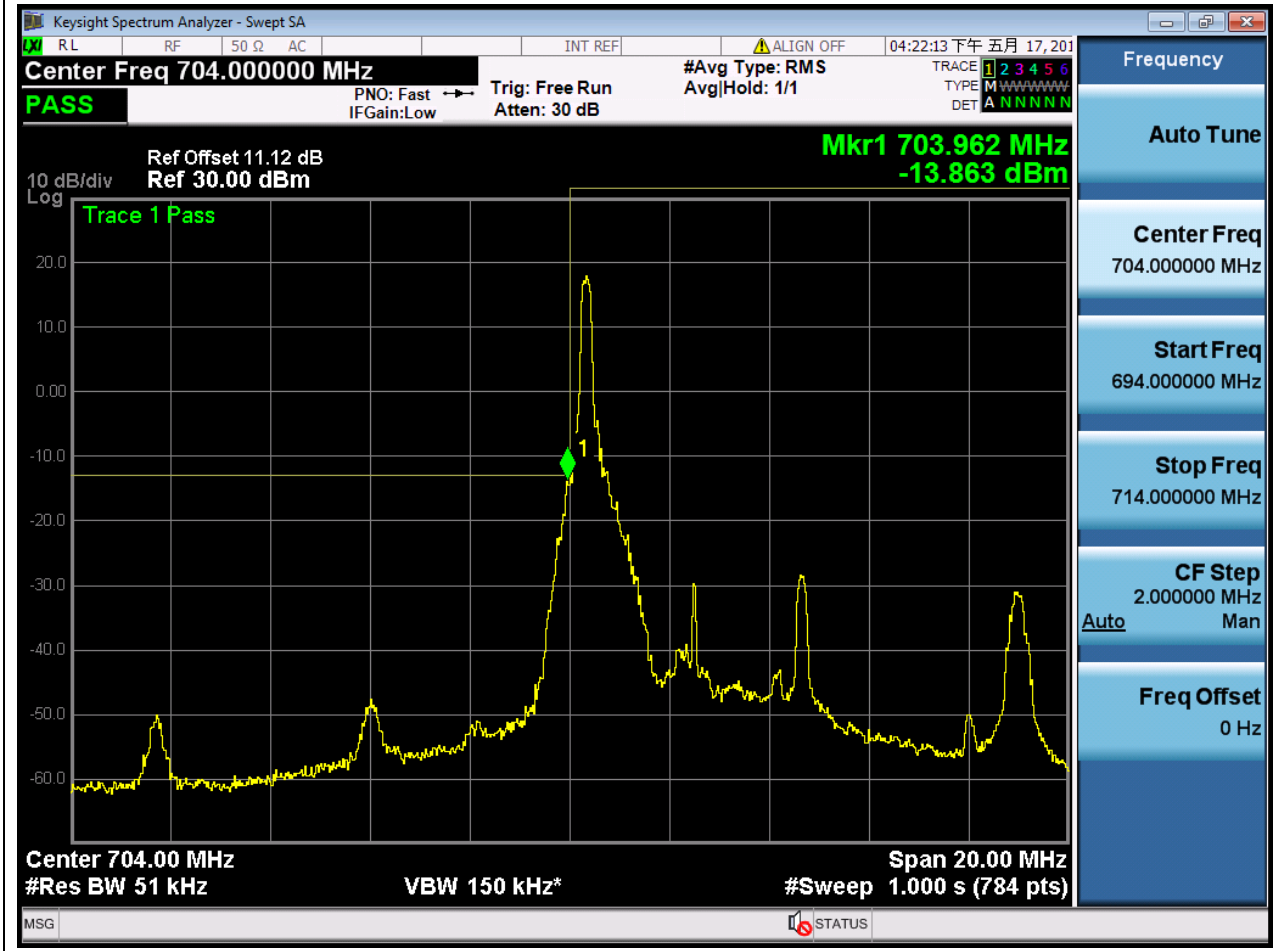
| Center Frequency (MHz) | Span (MHz) | RBW (MHz) | Detector | Frequency (MHz) | Power (dBm) | Verdict | Sweep Point |
|------------------------|------------|-----------|----------|-----------------|-------------|---------|-------------|
| 704                    | 20         | 0.051     | RMS      | 703.962         | -26.53      | Pass    | 784         |





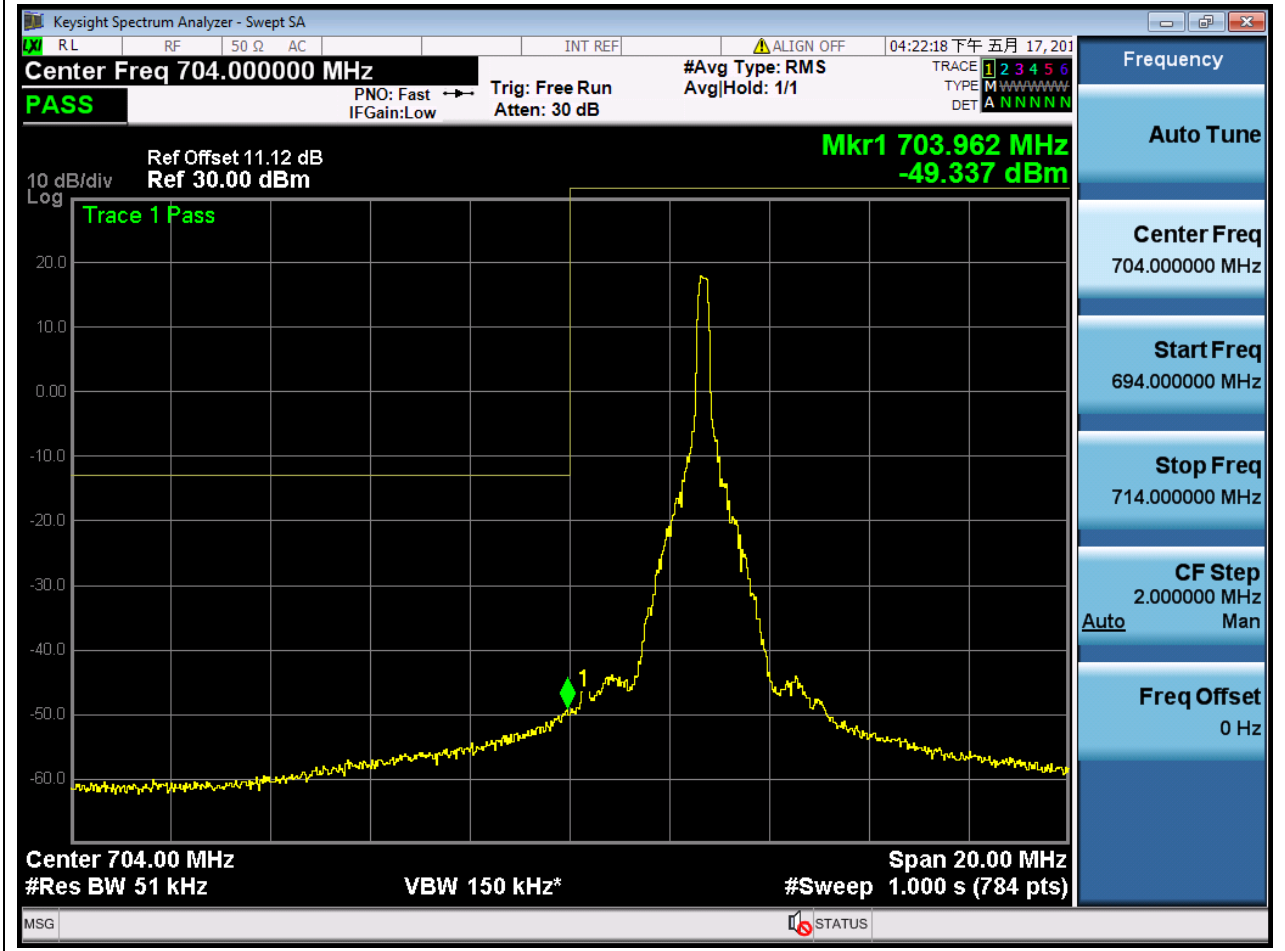
**1.8. LTE Band Edge(NTNV)(Subtest:8, Channel:23755, Bandwidth:5, Modulation:Q16, RB Number: 1, RB Position:LOW)**

| Center Frequency (MHz) | Span (MHz) | RBW (MHz) | Detector | Frequency (MHz) | Power (dBm) | Verdict | Sweep Point |
|------------------------|------------|-----------|----------|-----------------|-------------|---------|-------------|
| 704                    | 20         | 0.051     | RMS      | 703.962         | -13.86      | Pass    | 784         |



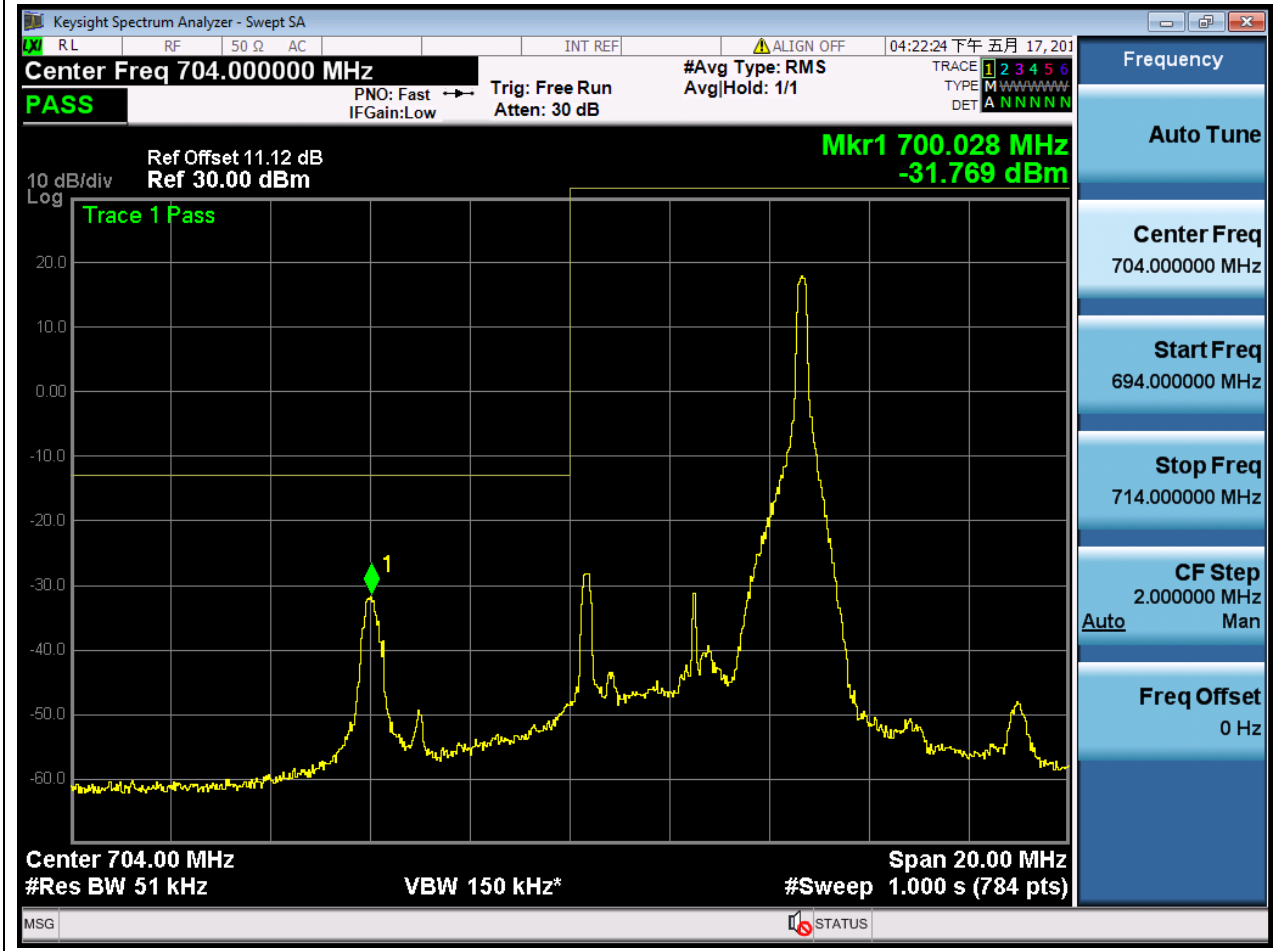
**1.9. LTE Band Edge(NTNV)(Subtest:9, Channel:23755, Bandwidth:5, Modulation:Q16, RB Number: 1, RB Position:MID)**

| Center Frequency (MHz) | Span (MHz) | RBW (MHz) | Detector | Frequency (MHz) | Power (dBm) | Verdict | Sweep Point |
|------------------------|------------|-----------|----------|-----------------|-------------|---------|-------------|
| 704                    | 20         | 0.051     | RMS      | 703.962         | -49.34      | Pass    | 784         |



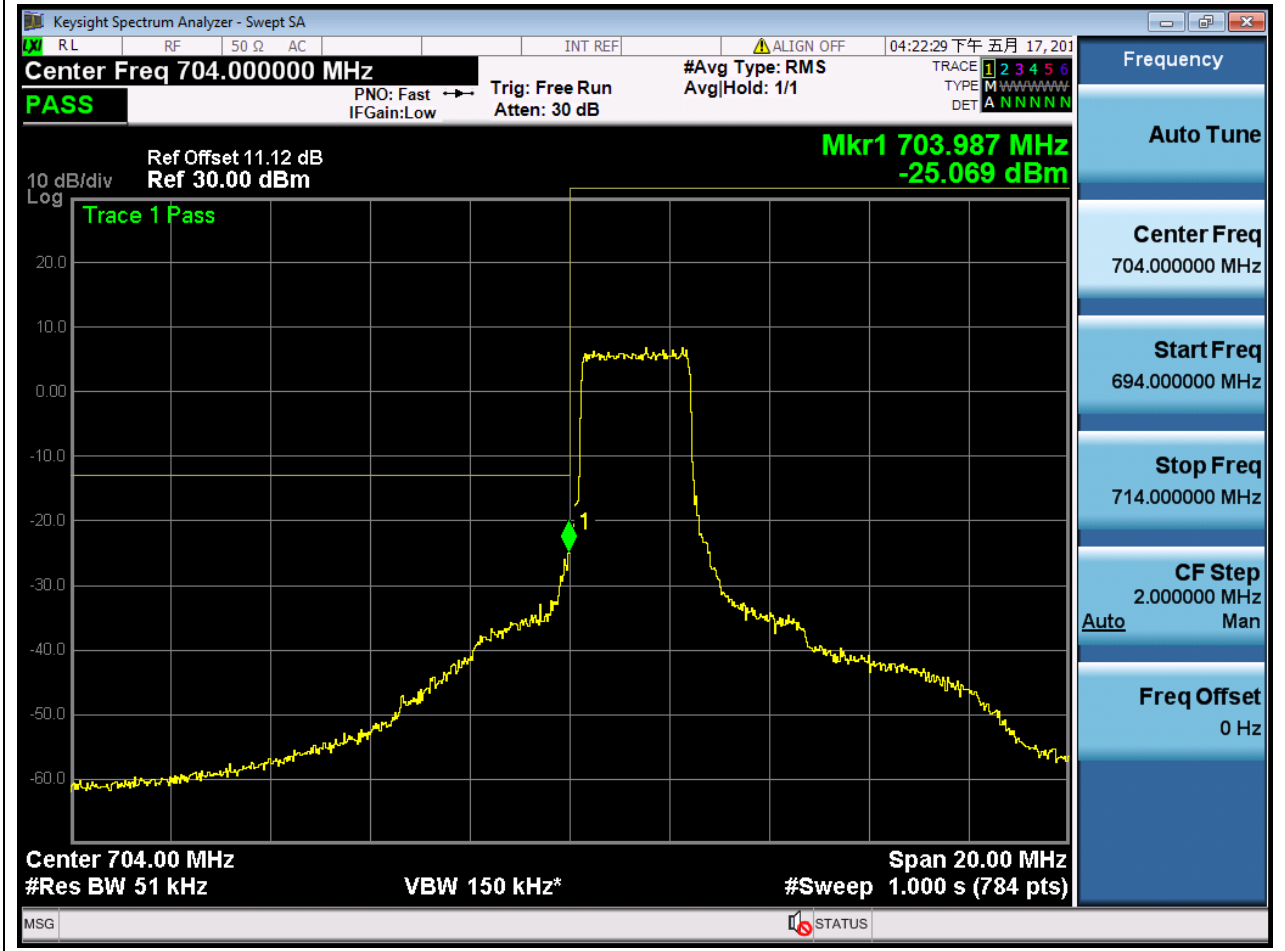
**1.10. LTE Band Edge(NTNV)(Subtest:10, Channel:23755, Bandwidth:5, Modulation:Q16, RB Number: 1, RB Position:HIGH)**

| Center Frequency (MHz) | Span (MHz) | RBW (MHz) | Detector | Frequency (MHz) | Power (dBm) | Verdict | Sweep Point |
|------------------------|------------|-----------|----------|-----------------|-------------|---------|-------------|
| 704                    | 20         | 0.051     | RMS      | 700.028         | -31.77      | Pass    | 784         |



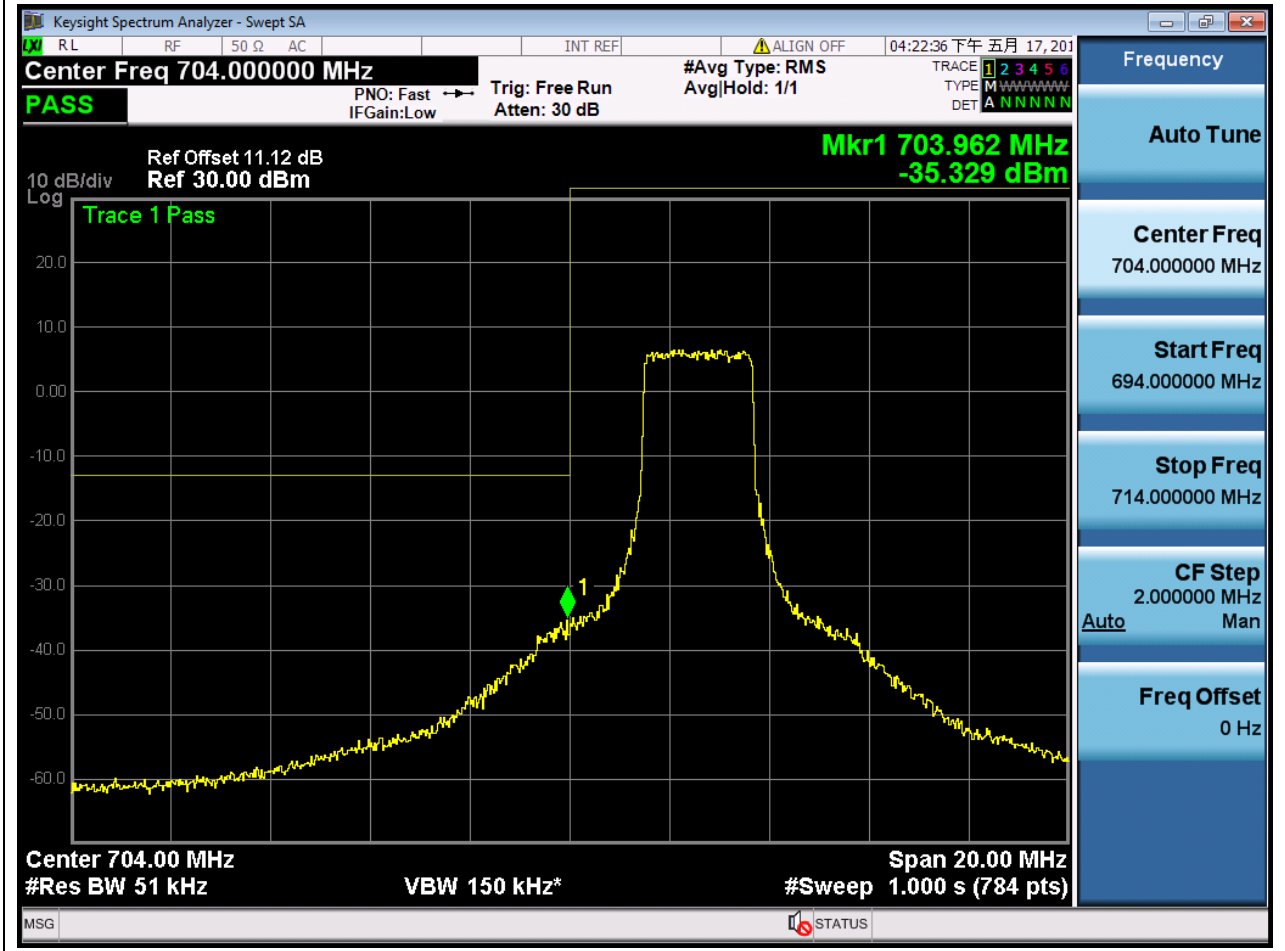
**1.11. LTE Band Edge(NTNV)(Subtest:11, Channel:23755, Bandwidth:5, Modulation:Q16, RB Number: 12, RB Position:LOW)**

| Center Frequency (MHz) | Span (MHz) | RBW (MHz) | Detector | Frequency (MHz) | Power (dBm) | Verdict | Sweep Point |
|------------------------|------------|-----------|----------|-----------------|-------------|---------|-------------|
| 704                    | 20         | 0.051     | RMS      | 703.987         | -25.07      | Pass    | 784         |



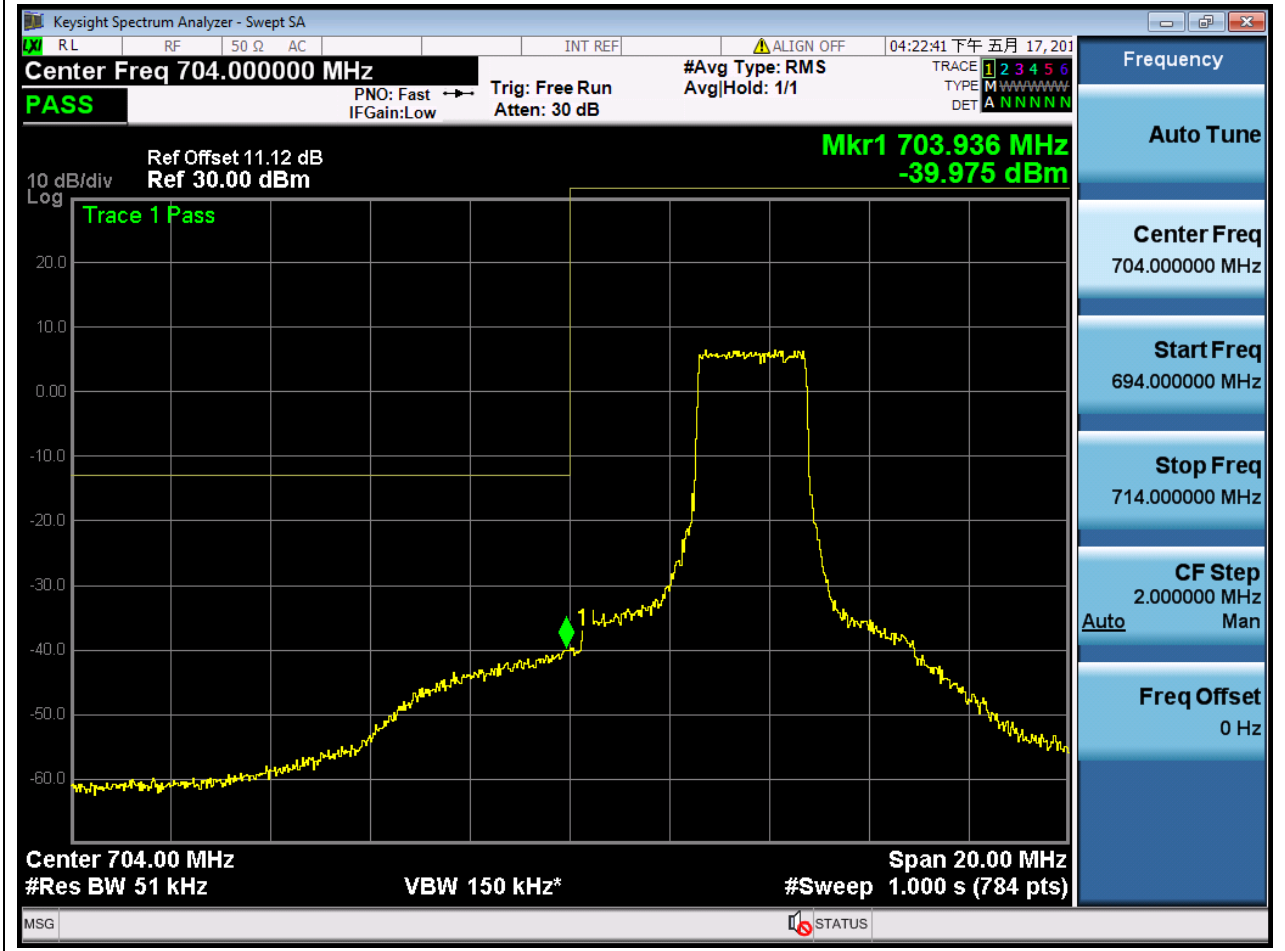
**1.12. LTE Band Edge(NTNV)(Subtest:12, Channel:23755, Bandwidth:5, Modulation:Q16, RB Number: 12, RB Position:MID)**

| Center Frequency (MHz) | Span (MHz) | RBW (MHz) | Detector | Frequency (MHz) | Power (dBm) | Verdict | Sweep Point |
|------------------------|------------|-----------|----------|-----------------|-------------|---------|-------------|
| 704                    | 20         | 0.051     | RMS      | 703.962         | -35.33      | Pass    | 784         |



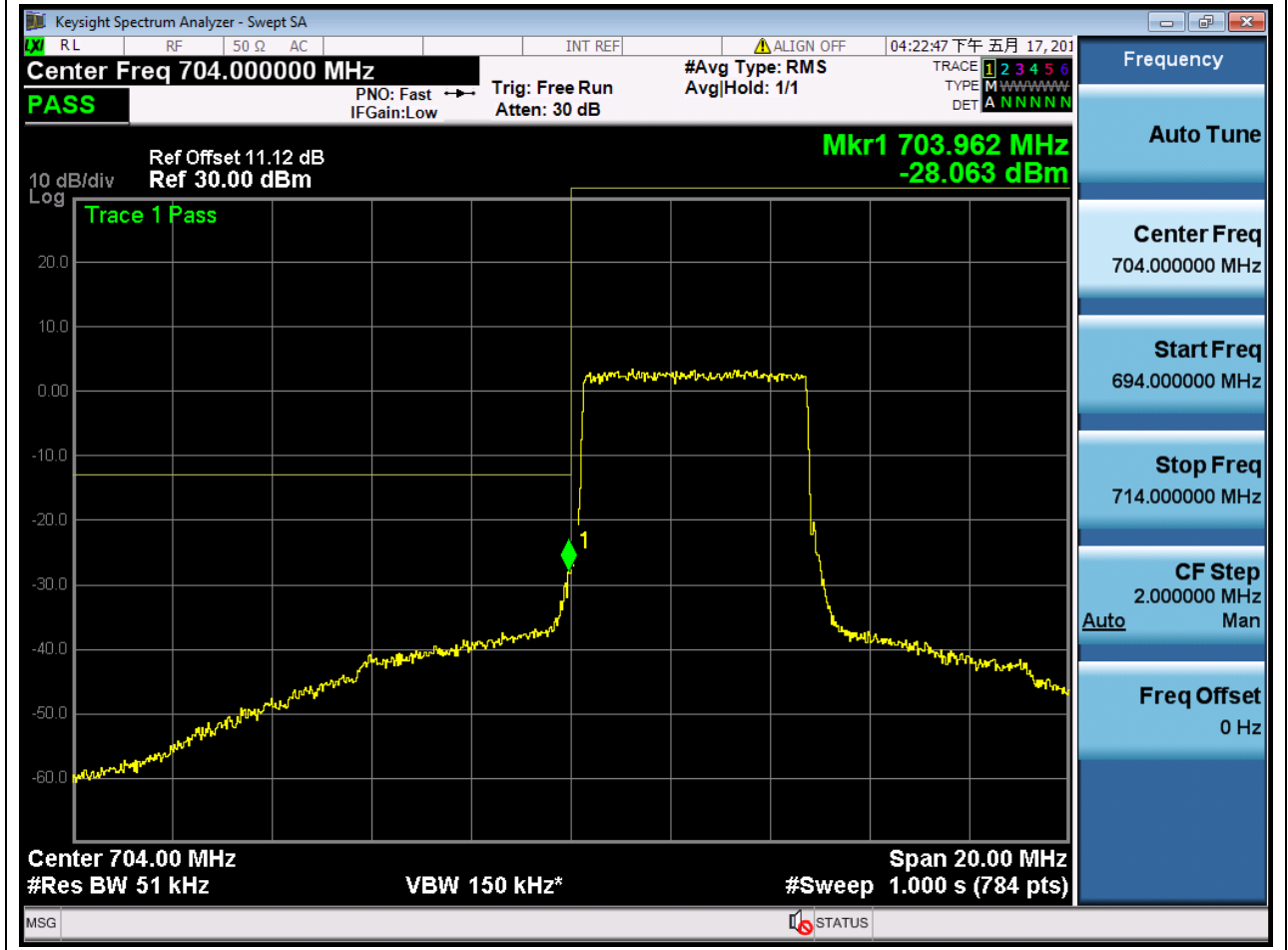
**1.13. LTE Band Edge(NTNV)(Subtest:13, Channel:23755, Bandwidth:5, Modulation:Q16, RB Number: 12, RB Position:HIGH)**

| Center Frequency (MHz) | Span (MHz) | RBW (MHz) | Detector | Frequency (MHz) | Power (dBm) | Verdict | Sweep Point |
|------------------------|------------|-----------|----------|-----------------|-------------|---------|-------------|
| 704                    | 20         | 0.051     | RMS      | 703.936         | -39.97      | Pass    | 784         |



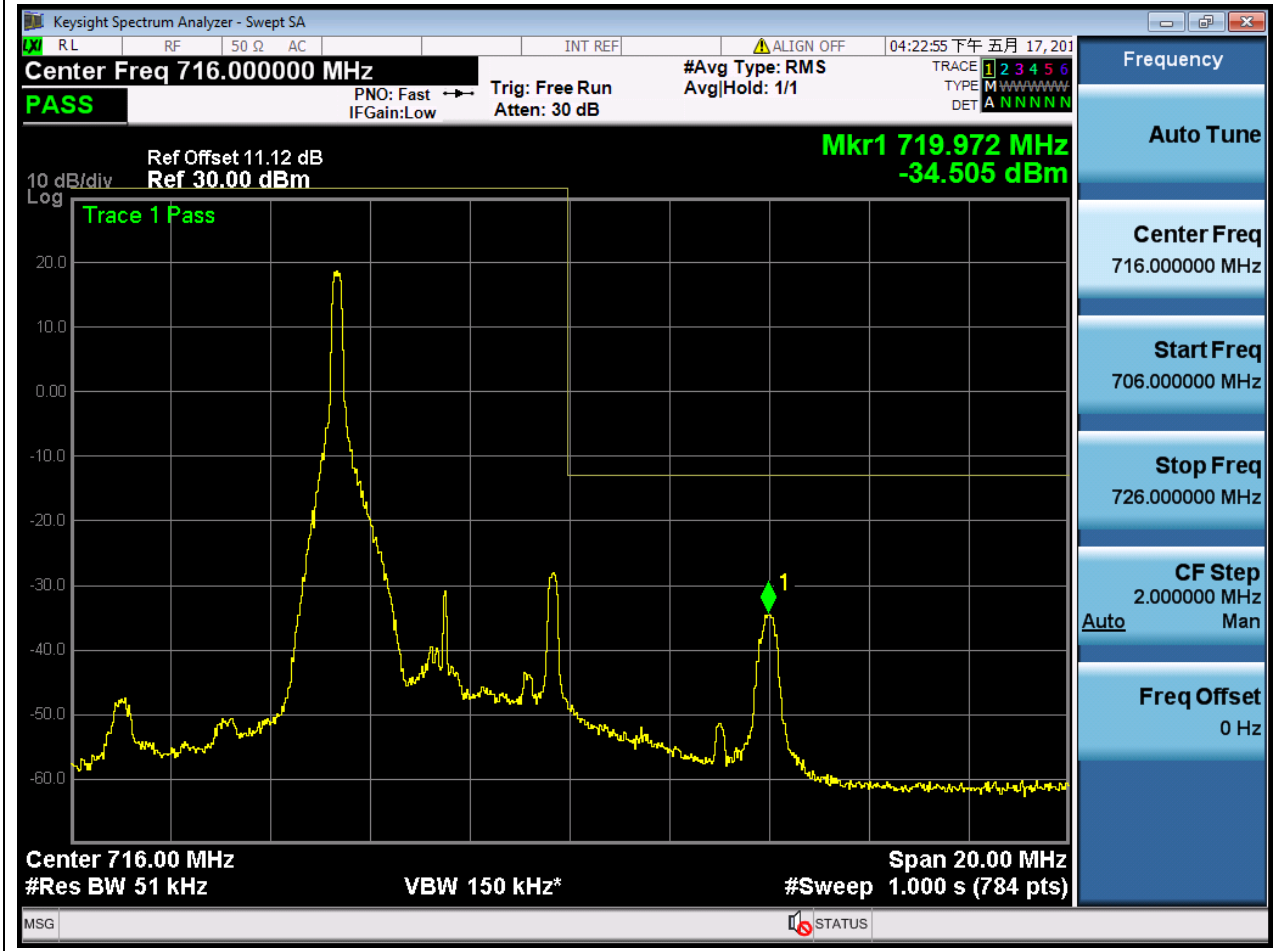
**1.14. LTE Band Edge(NTNV)(Subtest:14, Channel:23755, Bandwidth:5, Modulation:Q16, RB Number: 25, RB Position:LOW)**

| Center Frequency (MHz) | Span (MHz) | RBW (MHz) | Detector | Frequency (MHz) | Power (dBm) | Verdict | Sweep Point |
|------------------------|------------|-----------|----------|-----------------|-------------|---------|-------------|
| 704                    | 20         | 0.051     | RMS      | 703.962         | -28.06      | Pass    | 784         |



**1.15. LTE Band Edge(NTNV)(Subtest:15, Channel:23825, Bandwidth:5, Modulation:QPSK, RB Number: 1, RB Position:LOW)**

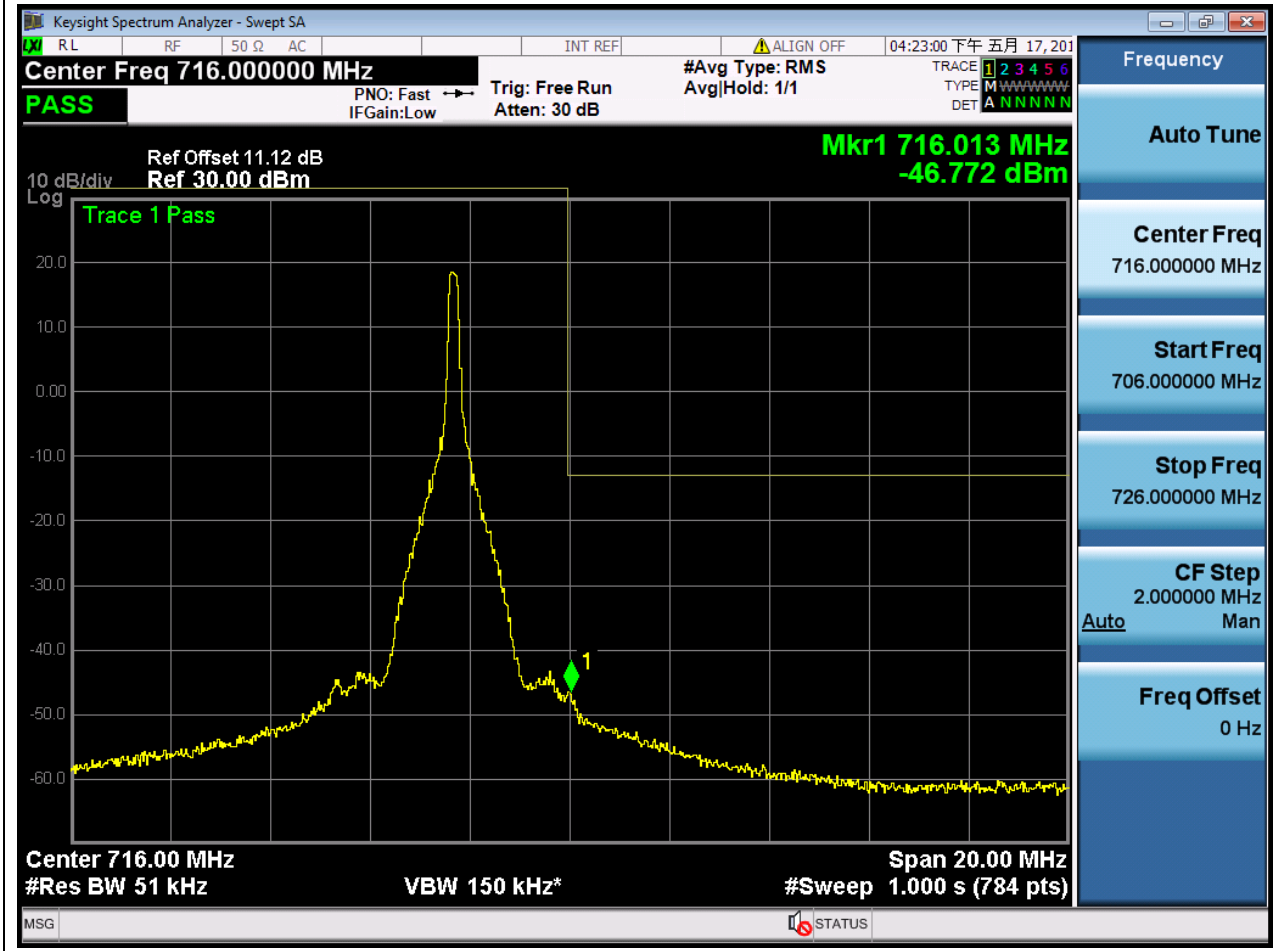
| Center Frequency (MHz) | Span (MHz) | RBW (MHz) | Detector | Frequency (MHz) | Power (dBm) | Verdict | Sweep Point |
|------------------------|------------|-----------|----------|-----------------|-------------|---------|-------------|
| 716                    | 20         | 0.051     | RMS      | 719.972         | -34.51      | Pass    | 784         |





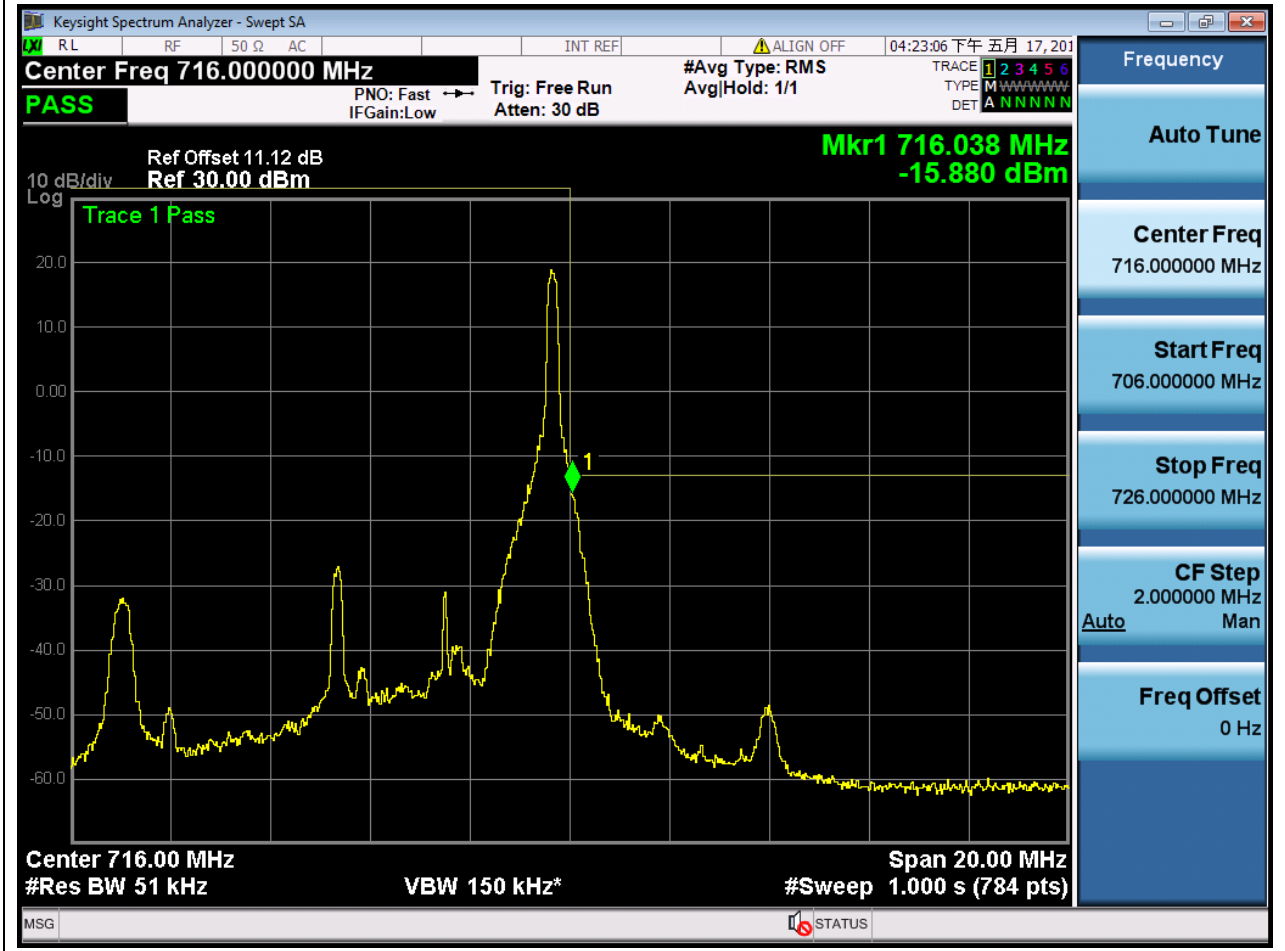
**1.16. LTE Band Edge(NTNV)(Subtest:16, Channel:23825, Bandwidth:5, Modulation:QPSK, RB Number: 1, RB Position:MID)**

| Center Frequency (MHz) | Span (MHz) | RBW (MHz) | Detector | Frequency (MHz) | Power (dBm) | Verdict | Sweep Point |
|------------------------|------------|-----------|----------|-----------------|-------------|---------|-------------|
| 716                    | 20         | 0.051     | RMS      | 716.013         | -46.77      | Pass    | 784         |



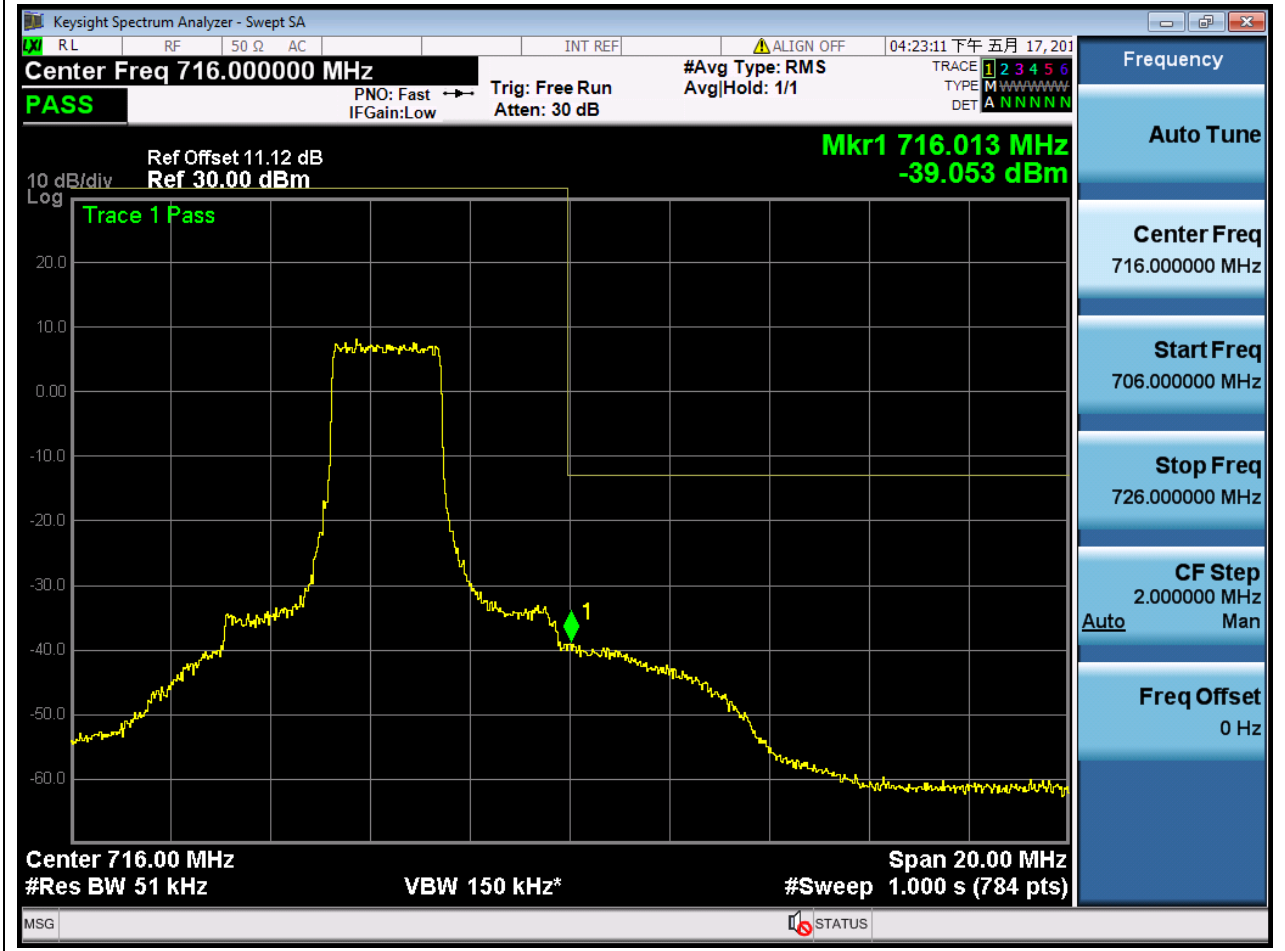
**1.17. LTE Band Edge(NTNV)(Subtest:17, Channel:23825, Bandwidth:5, Modulation:QPSK, RB Number: 1, RB Position:HIGH)**

| Center Frequency (MHz) | Span (MHz) | RBW (MHz) | Detector | Frequency (MHz) | Power (dBm) | Verdict | Sweep Point |
|------------------------|------------|-----------|----------|-----------------|-------------|---------|-------------|
| 716                    | 20         | 0.051     | RMS      | 716.038         | -15.88      | Pass    | 784         |



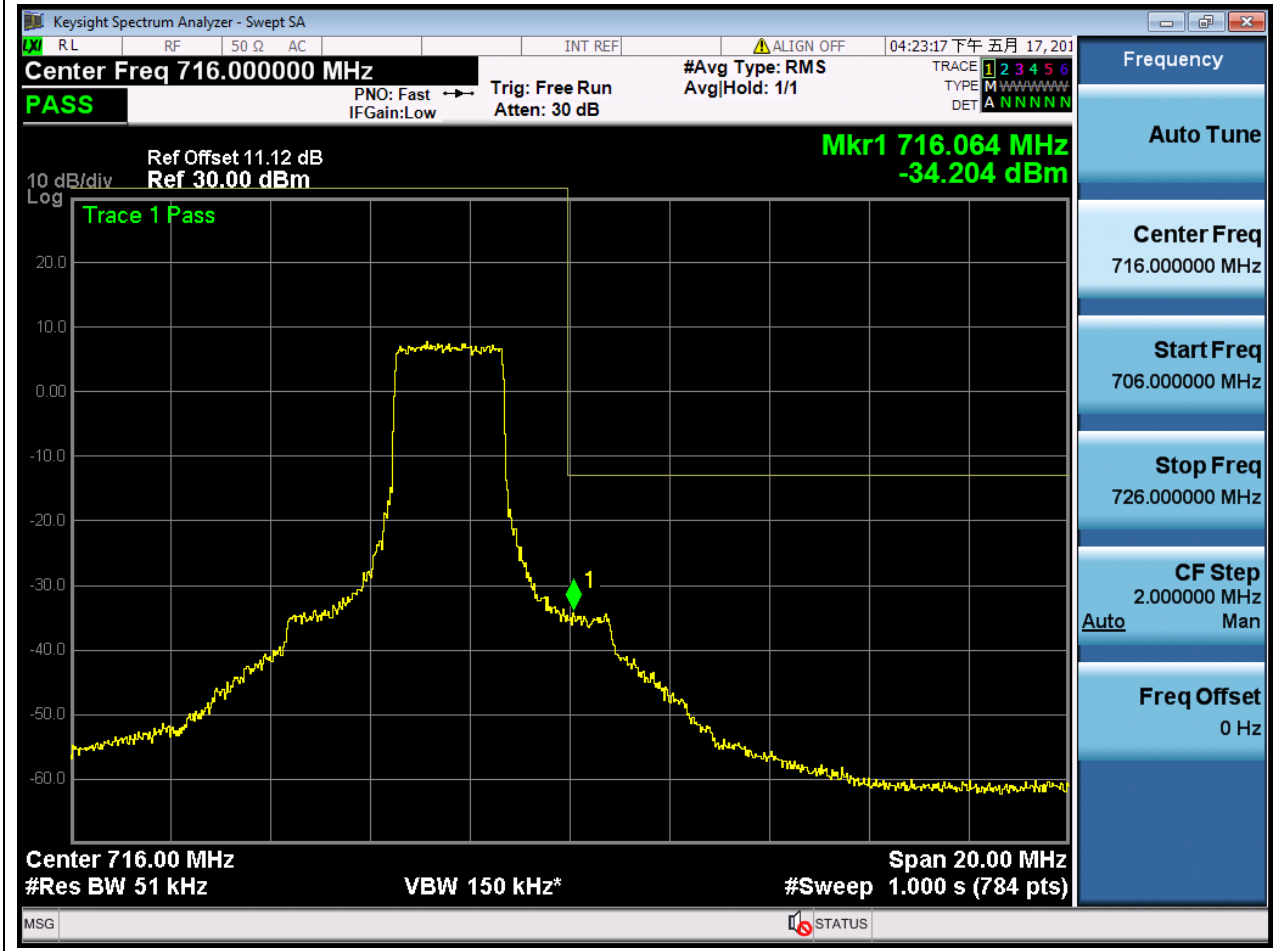
**1.18. LTE Band Edge(NTNV)(Subtest:18, Channel:23825, Bandwidth:5, Modulation:QPSK, RB Number: 12, RB Position:LOW)**

| Center Frequency (MHz) | Span (MHz) | RBW (MHz) | Detector | Frequency (MHz) | Power (dBm) | Verdict | Sweep Point |
|------------------------|------------|-----------|----------|-----------------|-------------|---------|-------------|
| 716                    | 20         | 0.051     | RMS      | 716.013         | -39.05      | Pass    | 784         |



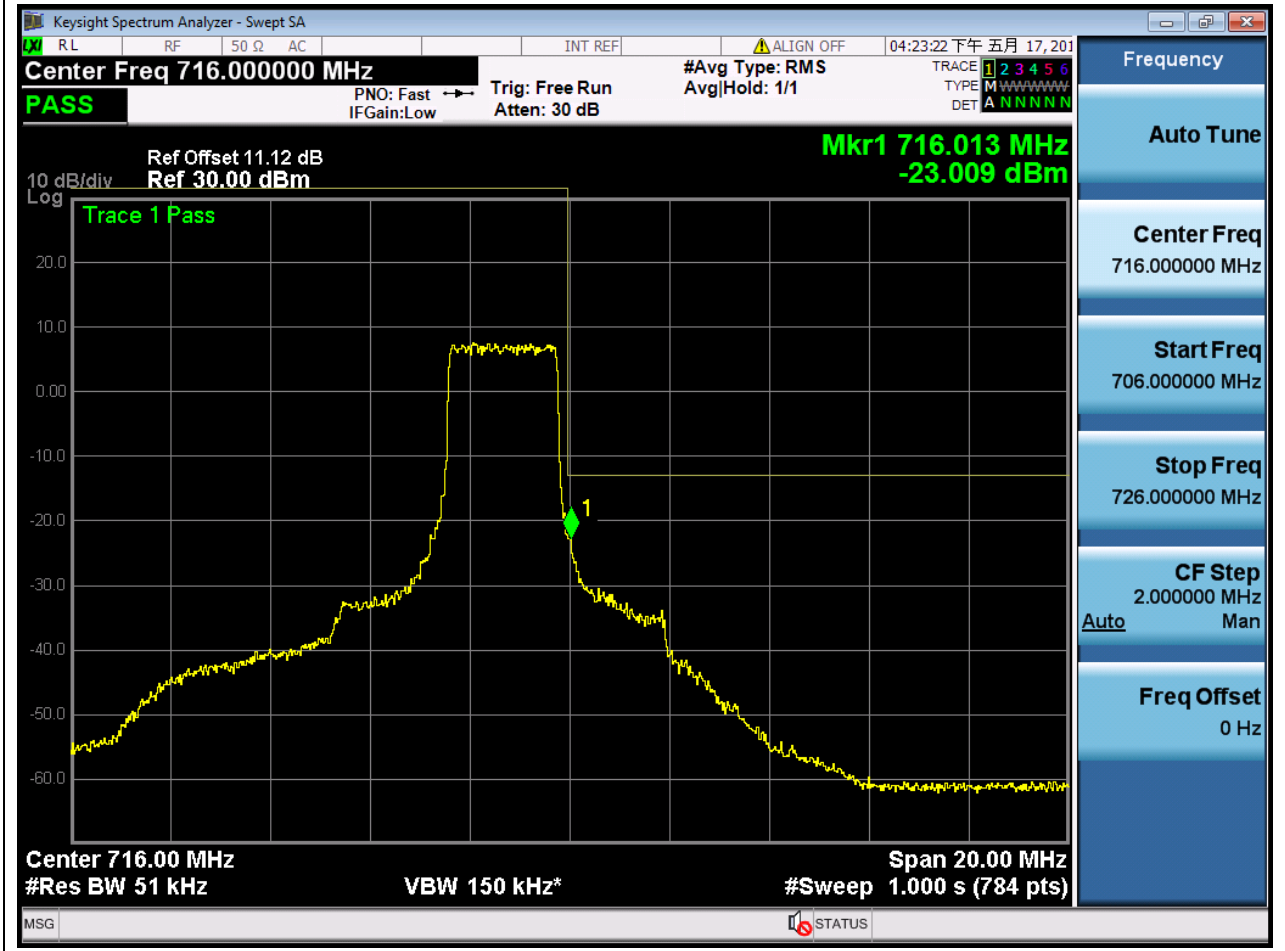
**1.19. LTE Band Edge(NTNV)(Subtest:19, Channel:23825, Bandwidth:5, Modulation:QPSK, RB Number: 12, RB Position:MID)**

| Center Frequency (MHz) | Span (MHz) | RBW (MHz) | Detector | Frequency (MHz) | Power (dBm) | Verdict | Sweep Point |
|------------------------|------------|-----------|----------|-----------------|-------------|---------|-------------|
| 716                    | 20         | 0.051     | RMS      | 716.064         | -34.2       | Pass    | 784         |



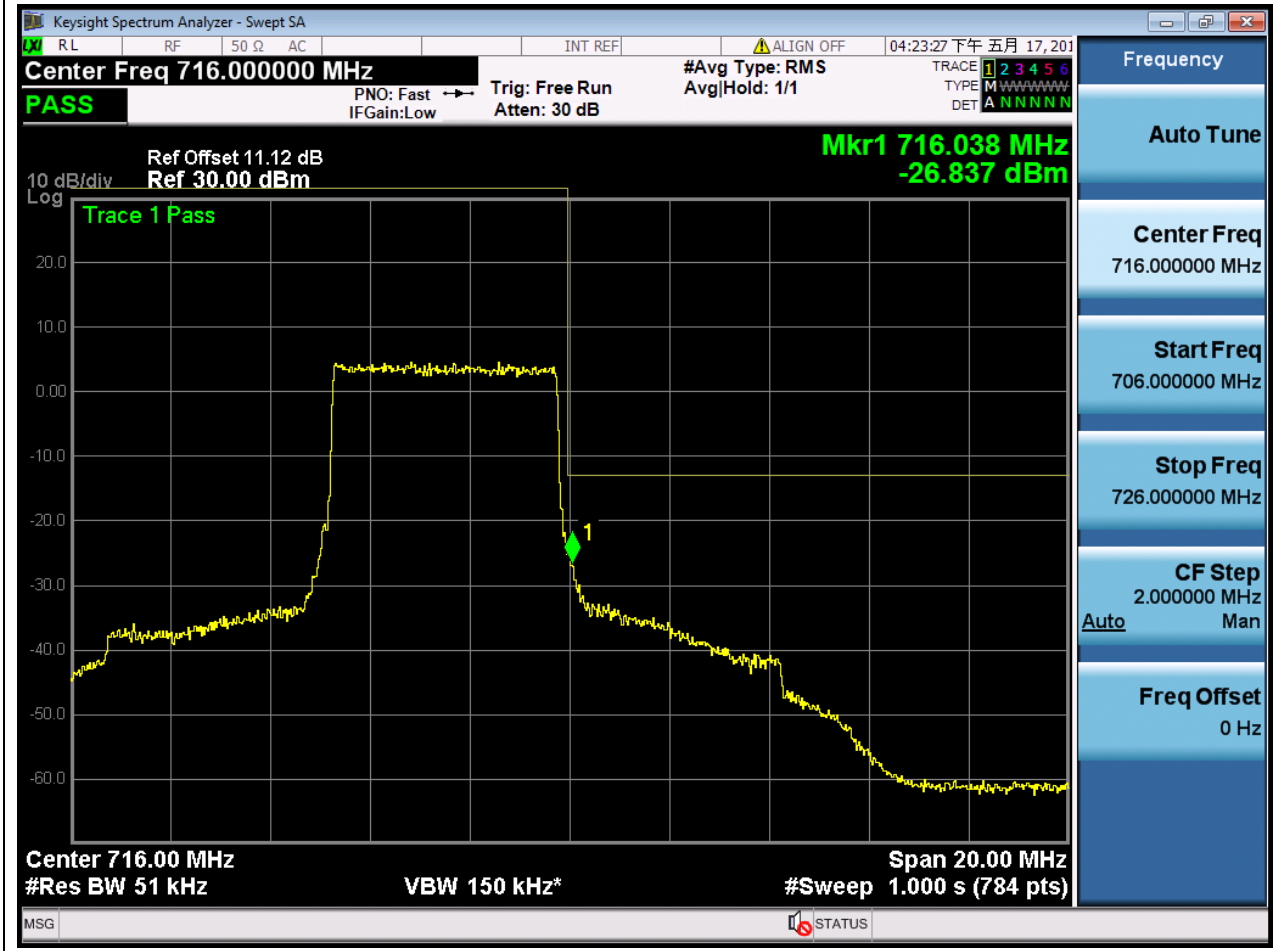
**1.20. LTE Band Edge(NTNV)(Subtest:20, Channel:23825, Bandwidth:5, Modulation:QPSK, RB Number: 12, RB Position:HIGH)**

| Center Frequency (MHz) | Span (MHz) | RBW (MHz) | Detector | Frequency (MHz) | Power (dBm) | Verdict | Sweep Point |
|------------------------|------------|-----------|----------|-----------------|-------------|---------|-------------|
| 716                    | 20         | 0.051     | RMS      | 716.013         | -23.01      | Pass    | 784         |



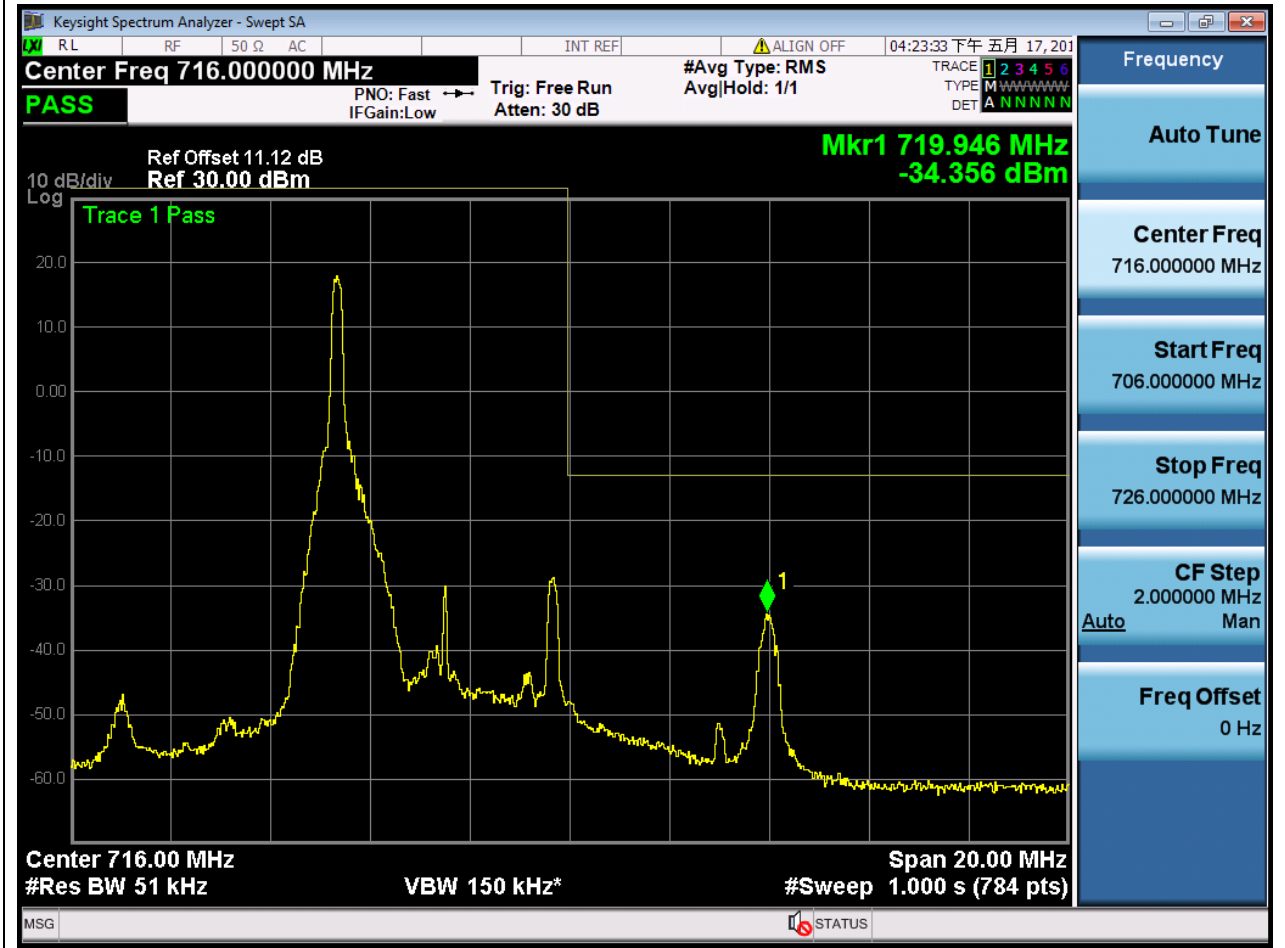
**1.21. LTE Band Edge(NTNV)(Subtest:21, Channel:23825, Bandwidth:5, Modulation:QPSK, RB Number: 25, RB Position:LOW)**

| Center Frequency (MHz) | Span (MHz) | RBW (MHz) | Detector | Frequency (MHz) | Power (dBm) | Verdict | Sweep Point |
|------------------------|------------|-----------|----------|-----------------|-------------|---------|-------------|
| 716                    | 20         | 0.051     | RMS      | 716.038         | -26.84      | Pass    | 784         |



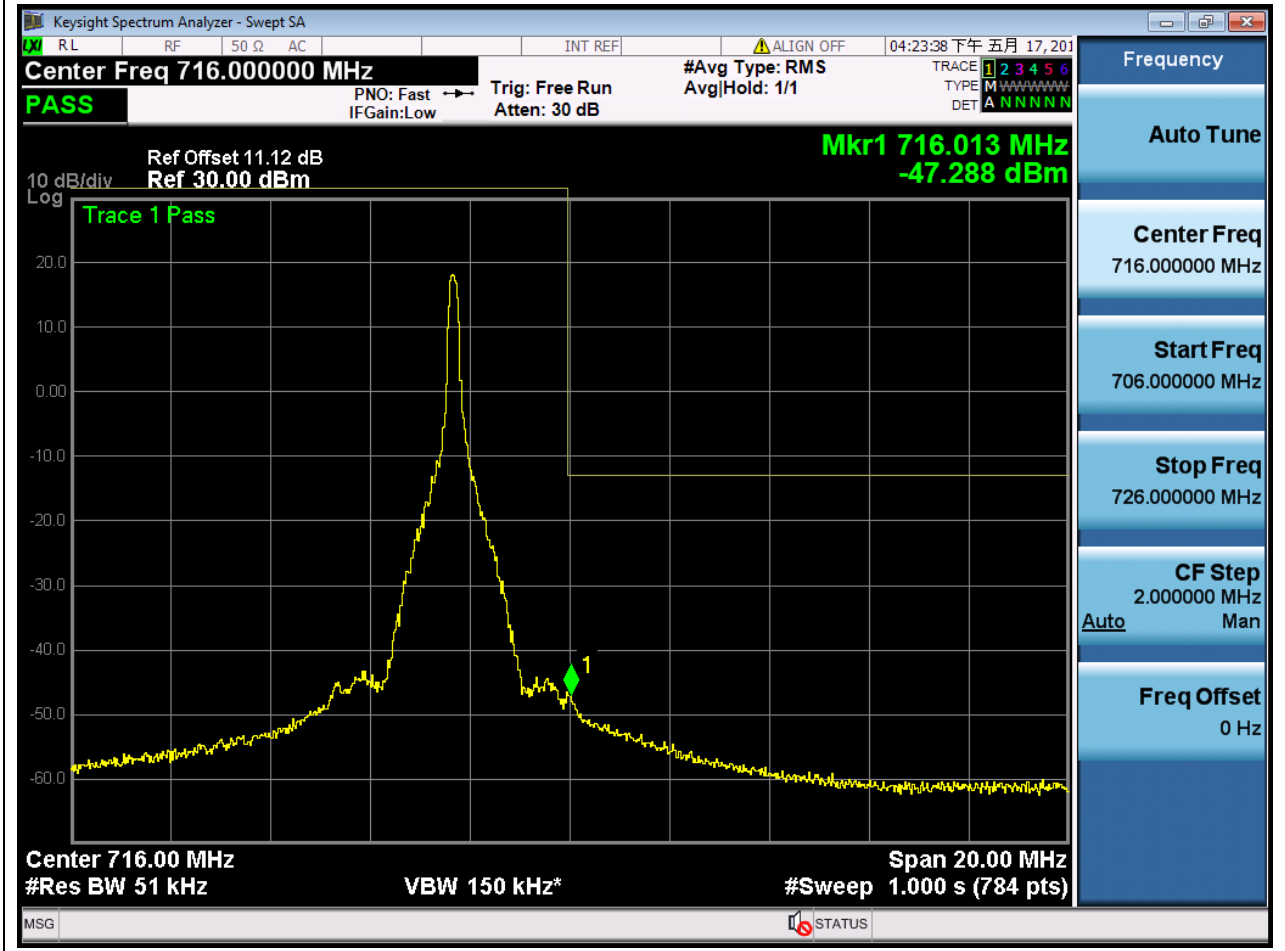
**1.22. LTE Band Edge(NTNV)(Subtest:22, Channel:23825, Bandwidth:5, Modulation:Q16, RB Number: 1, RB Position:LOW)**

| Center Frequency (MHz) | Span (MHz) | RBW (MHz) | Detector | Frequency (MHz) | Power (dBm) | Verdict | Sweep Point |
|------------------------|------------|-----------|----------|-----------------|-------------|---------|-------------|
| 716                    | 20         | 0.051     | RMS      | 719.946         | -34.36      | Pass    | 784         |



**1.23. LTE Band Edge(NTNV)(Subtest:23, Channel:23825, Bandwidth:5, Modulation:Q16, RB Number: 1, RB Position:MID)**

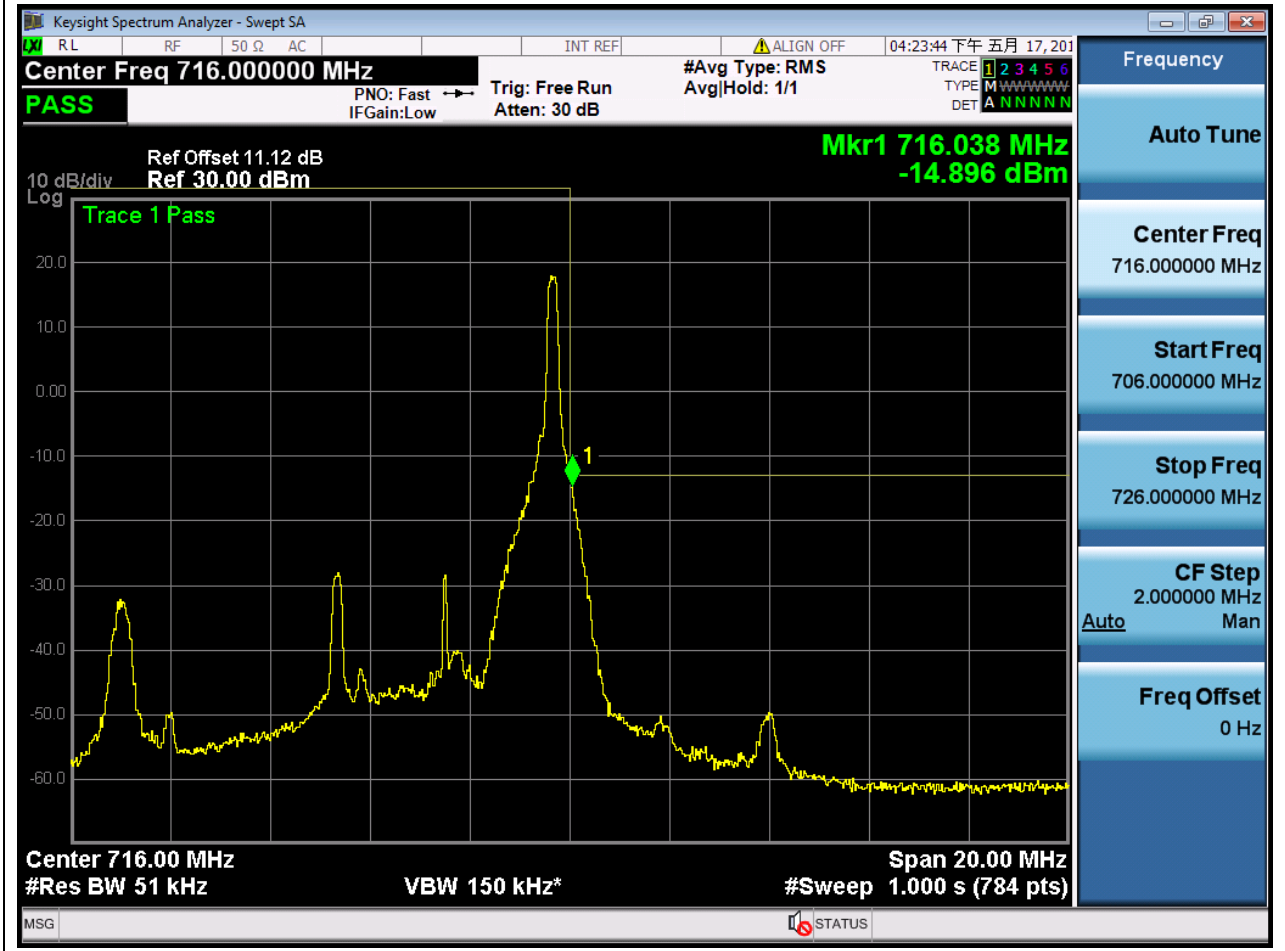
| Center Frequency (MHz) | Span (MHz) | RBW (MHz) | Detector | Frequency (MHz) | Power (dBm) | Verdict | Sweep Point |
|------------------------|------------|-----------|----------|-----------------|-------------|---------|-------------|
| 716                    | 20         | 0.051     | RMS      | 716.013         | -47.29      | Pass    | 784         |





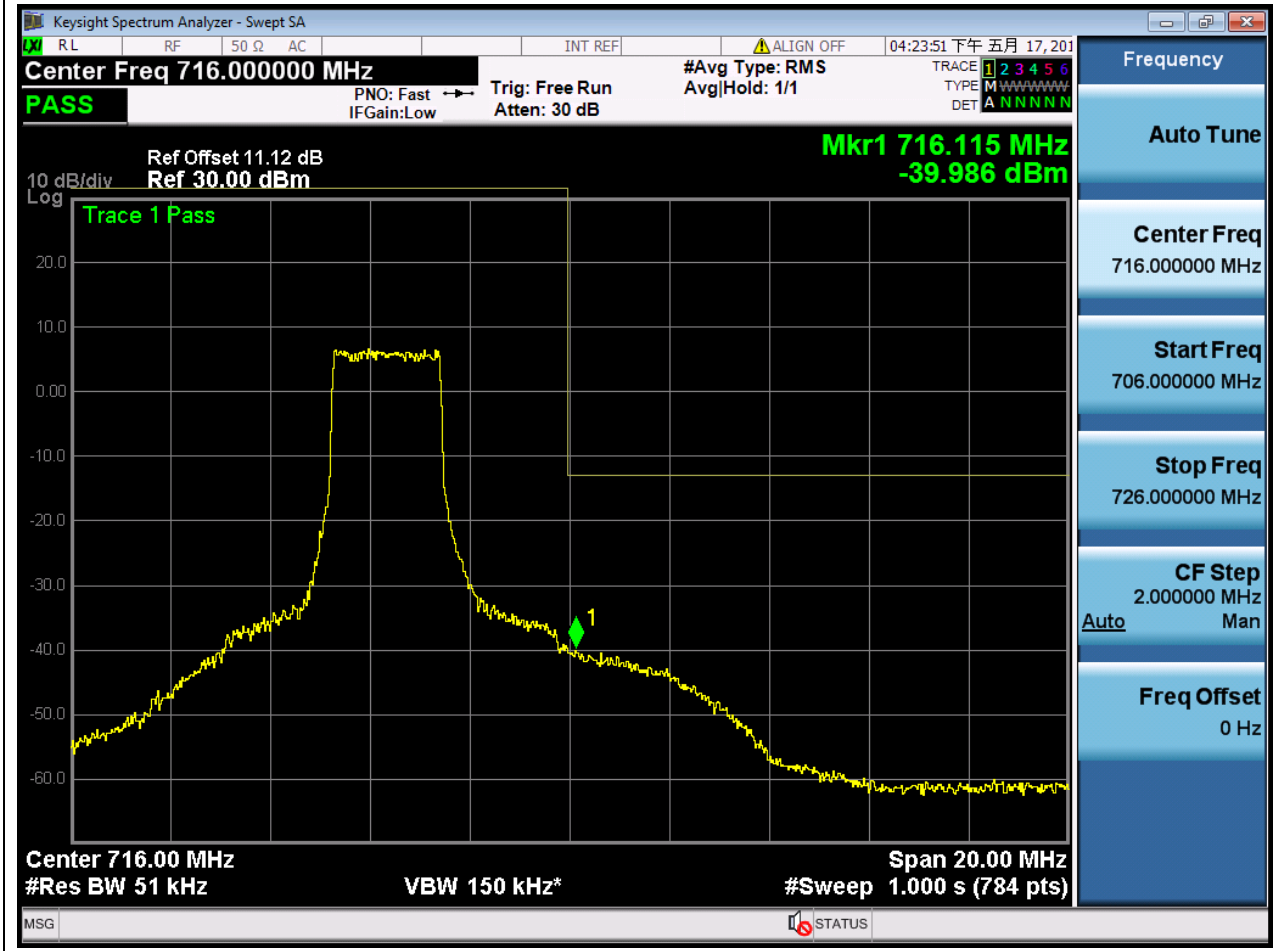
**1.24. LTE Band Edge(NTNV)(Subtest:24, Channel:23825, Bandwidth:5, Modulation:Q16, RB Number: 1, RB Position:HIGH)**

| Center Frequency (MHz) | Span (MHz) | RBW (MHz) | Detector | Frequency (MHz) | Power (dBm) | Verdict | Sweep Point |
|------------------------|------------|-----------|----------|-----------------|-------------|---------|-------------|
| 716                    | 20         | 0.051     | RMS      | 716.038         | -14.9       | Pass    | 784         |



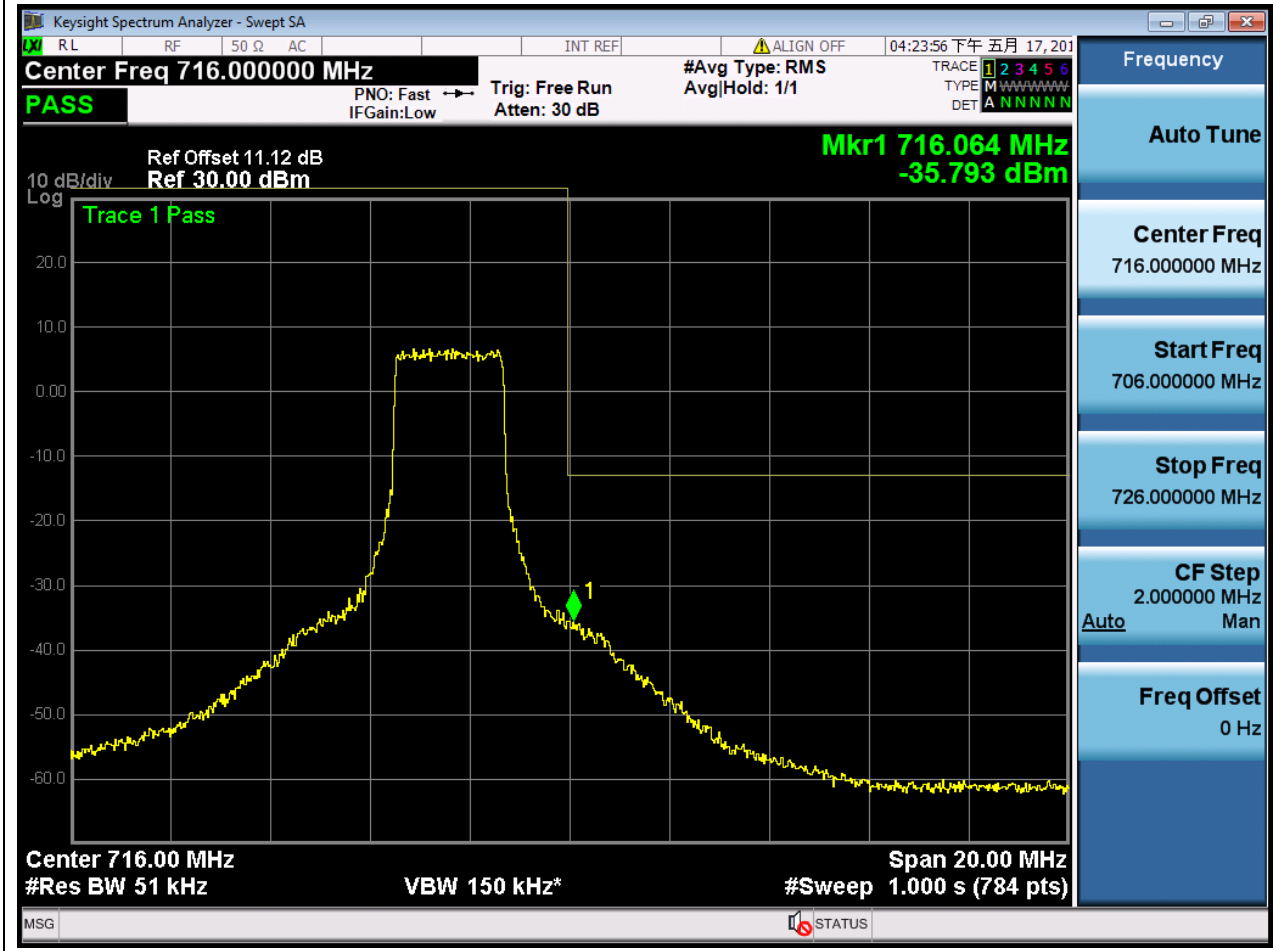
**1.25. LTE Band Edge(NTNV)(Subtest:25, Channel:23825, Bandwidth:5, Modulation:Q16, RB Number: 12, RB Position:LOW)**

| Center Frequency (MHz) | Span (MHz) | RBW (MHz) | Detector | Frequency (MHz) | Power (dBm) | Verdict | Sweep Point |
|------------------------|------------|-----------|----------|-----------------|-------------|---------|-------------|
| 716                    | 20         | 0.051     | RMS      | 716.115         | -39.99      | Pass    | 784         |



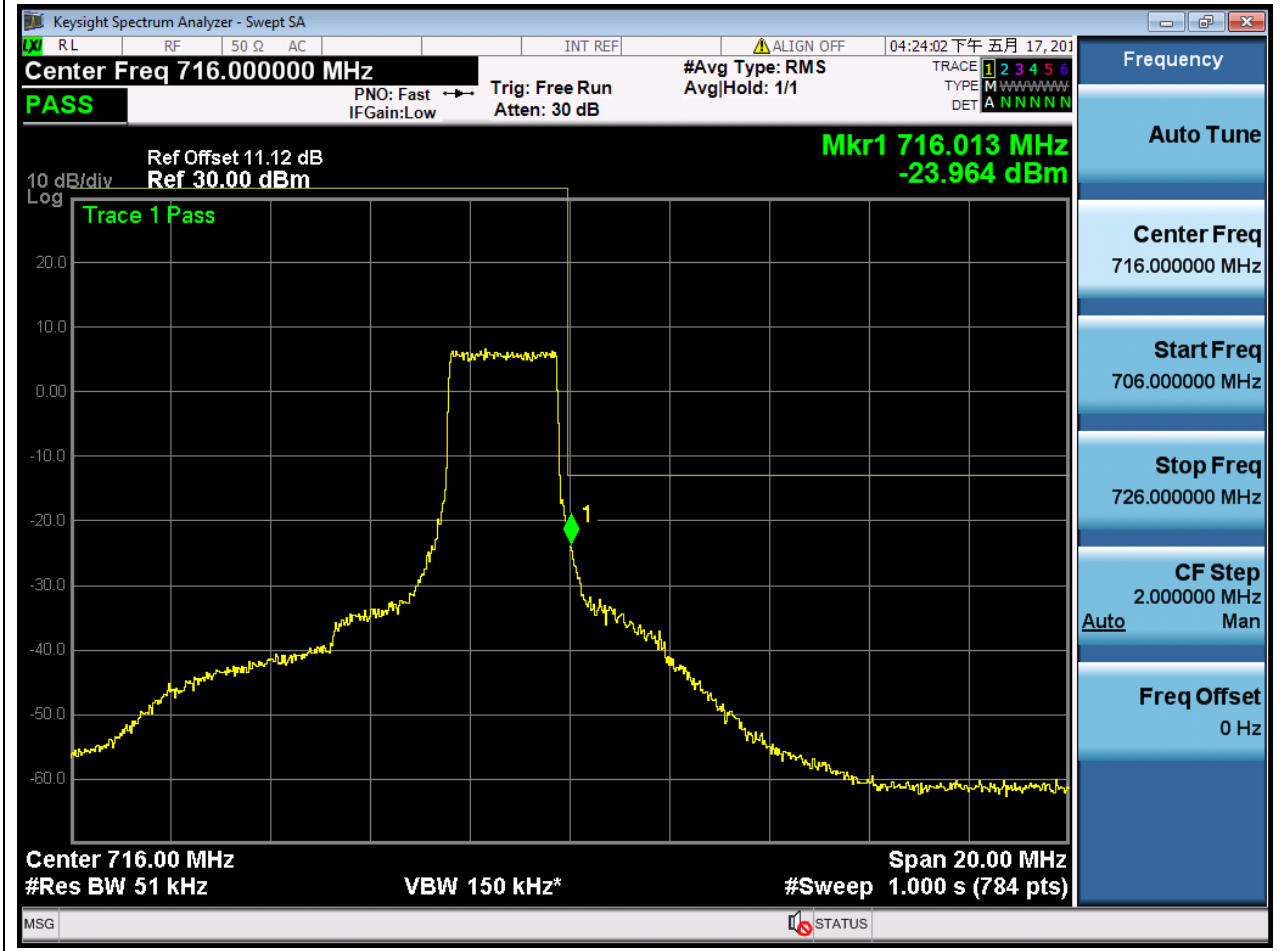
**1.26. LTE Band Edge(NTNV)(Subtest:26, Channel:23825, Bandwidth:5, Modulation:Q16, RB Number: 12, RB Position:MID)**

| Center Frequency (MHz) | Span (MHz) | RBW (MHz) | Detector | Frequency (MHz) | Power (dBm) | Verdict | Sweep Point |
|------------------------|------------|-----------|----------|-----------------|-------------|---------|-------------|
| 716                    | 20         | 0.051     | RMS      | 716.064         | -35.79      | Pass    | 784         |



**1.27. LTE Band Edge(NTNV)(Subtest:27, Channel:23825, Bandwidth:5, Modulation:Q16, RB Number: 12, RB Position:HIGH)**

| Center Frequency (MHz) | Span (MHz) | RBW (MHz) | Detector | Frequency (MHz) | Power (dBm) | Verdict | Sweep Point |
|------------------------|------------|-----------|----------|-----------------|-------------|---------|-------------|
| 716                    | 20         | 0.051     | RMS      | 716.013         | -23.96      | Pass    | 784         |



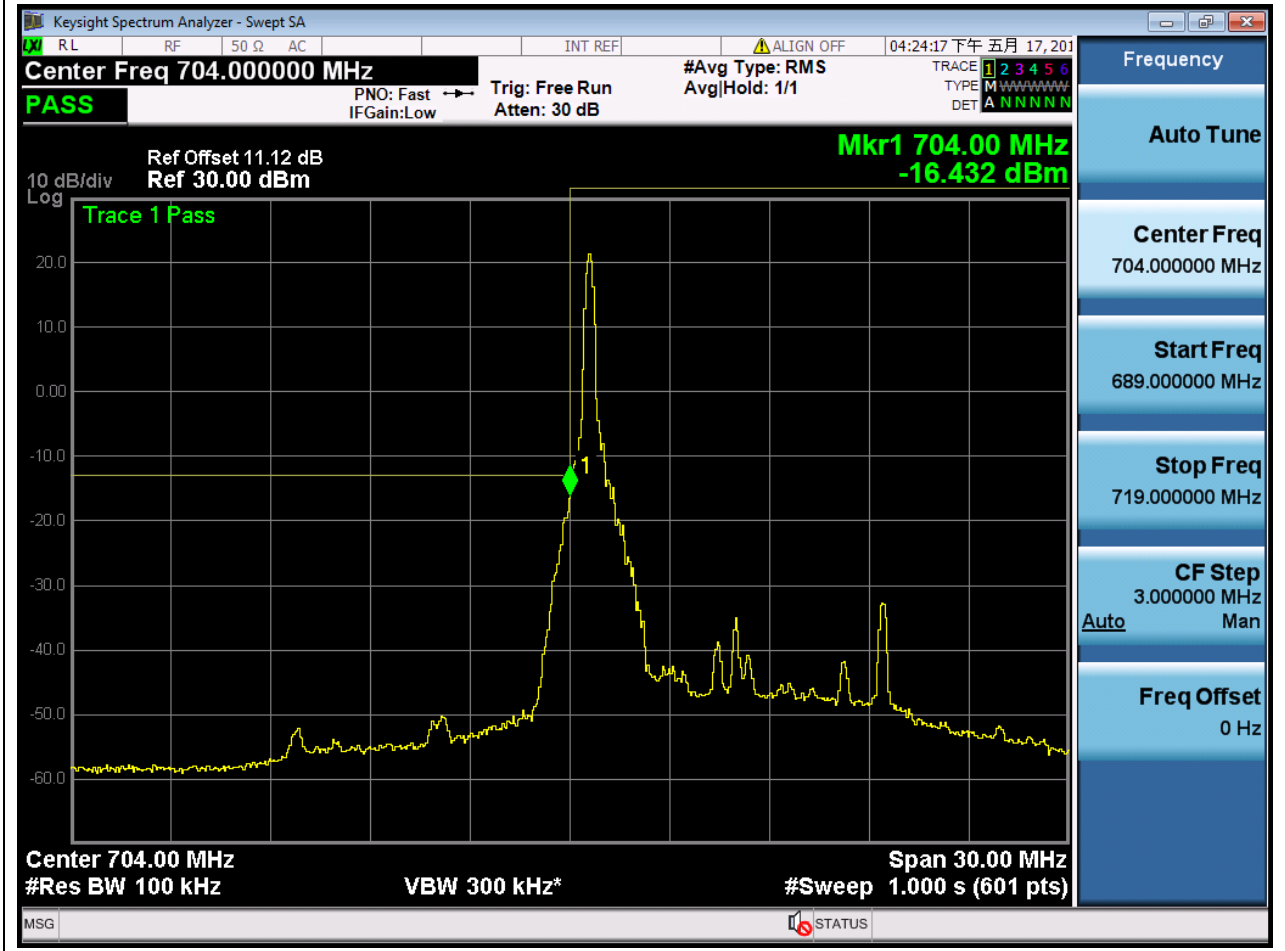
**1.28. LTE Band Edge(NTNV)(Subtest:28, Channel:23825, Bandwidth:5, Modulation:Q16, RB Number: 25, RB Position:LOW)**

| Center Frequency (MHz) | Span (MHz) | RBW (MHz) | Detector | Frequency (MHz) | Power (dBm) | Verdict | Sweep Point |
|------------------------|------------|-----------|----------|-----------------|-------------|---------|-------------|
| 716                    | 20         | 0.051     | RMS      | 716.013         | -27.93      | Pass    | 784         |



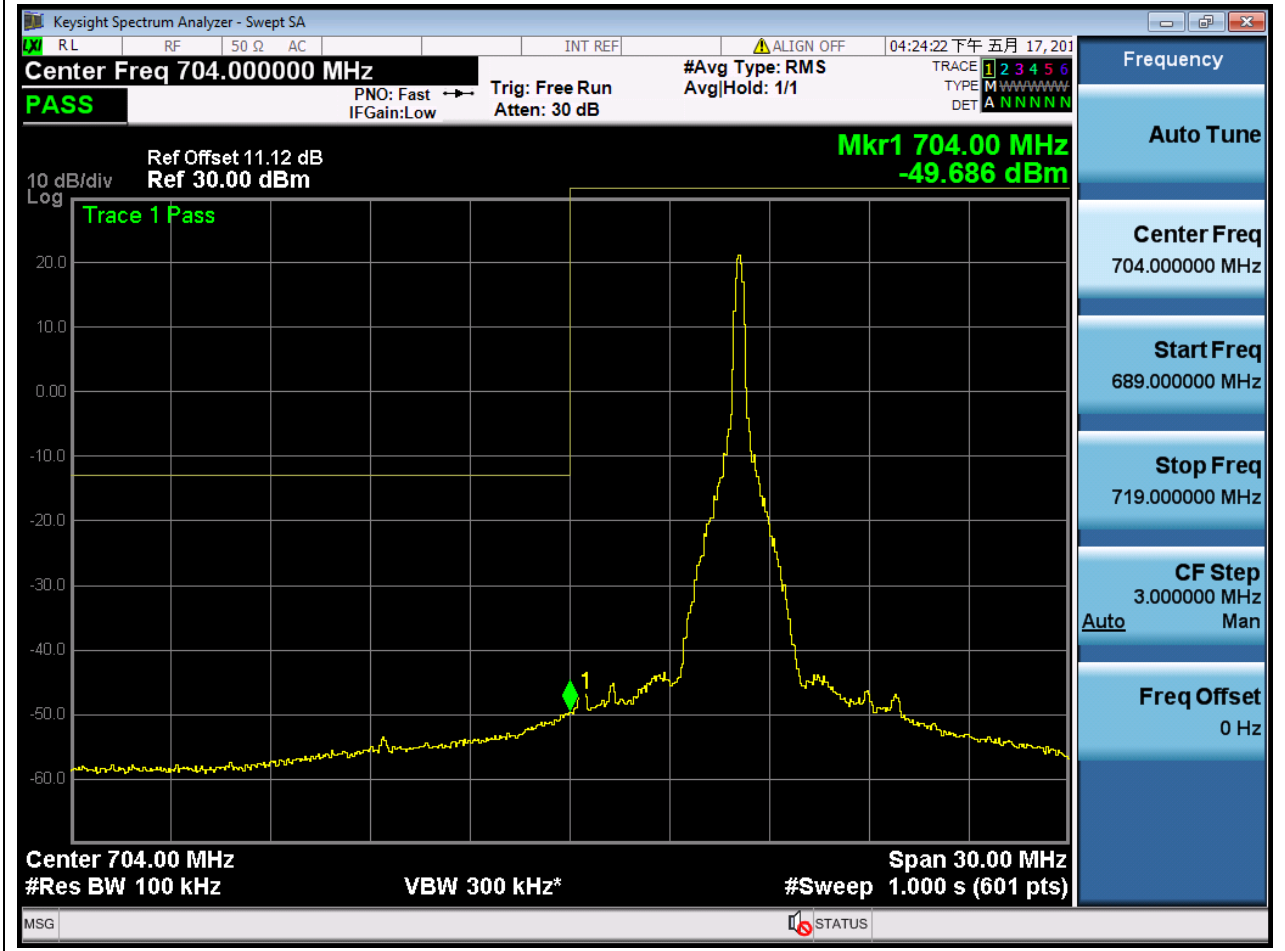
**1.29. LTE Band Edge(NTNV)(Subtest:29, Channel:23780, Bandwidth:10, Modulation:QPSK, RB Number: 1, RB Position:LOW)**

| Center Frequency (MHz) | Span (MHz) | RBW (MHz) | Detector | Frequency (MHz) | Power (dBm) | Verdict | Sweep Point |
|------------------------|------------|-----------|----------|-----------------|-------------|---------|-------------|
| 704                    | 30         | 0.1       | RMS      | 704             | -16.43      | Pass    | 601         |



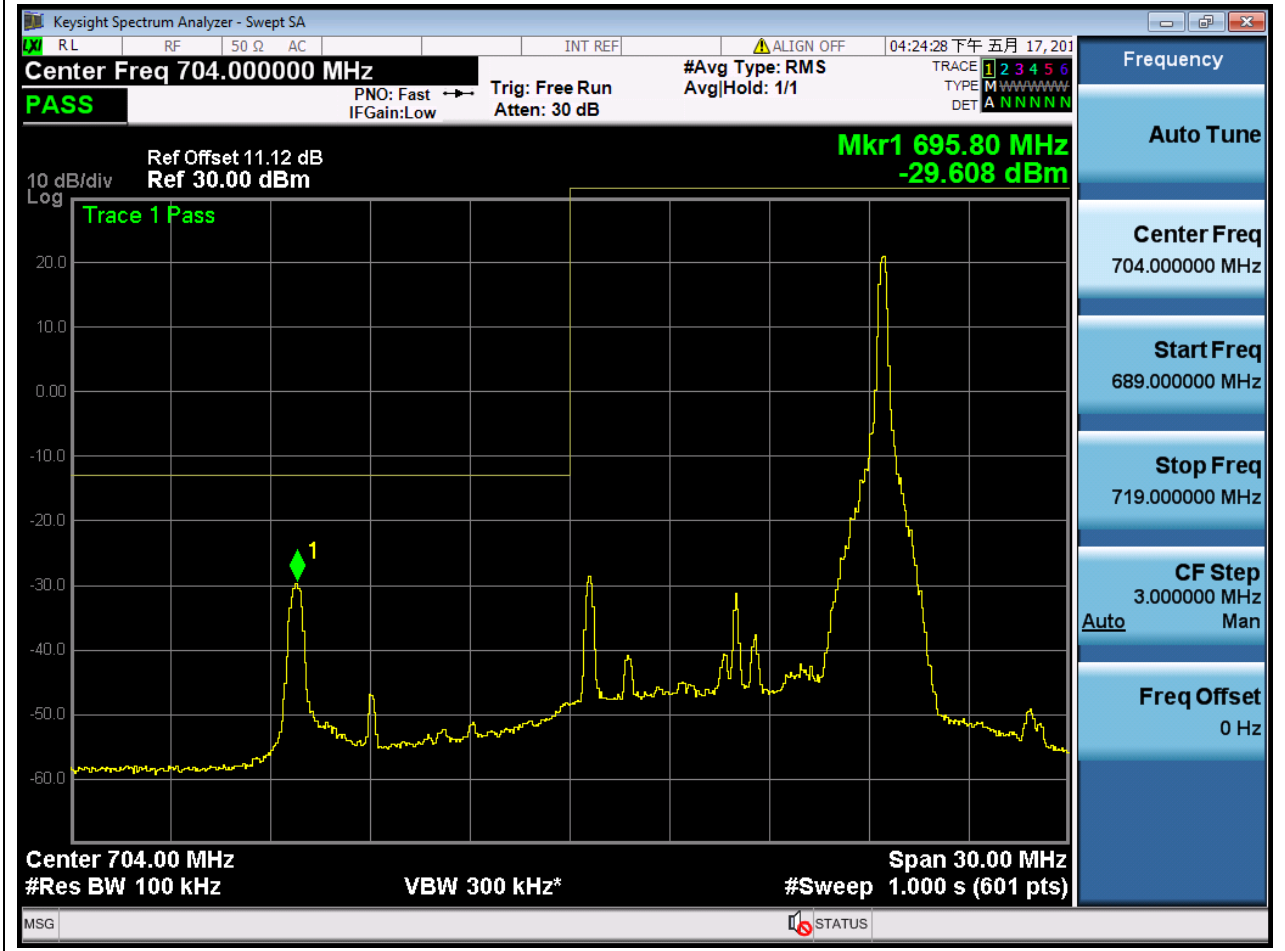
**1.30. LTE Band Edge(NTNV)(Subtest:30, Channel:23780, Bandwidth:10, Modulation:QPSK, RB Number: 1, RB Position:MID)**

| Center Frequency (MHz) | Span (MHz) | RBW (MHz) | Detector | Frequency (MHz) | Power (dBm) | Verdict | Sweep Point |
|------------------------|------------|-----------|----------|-----------------|-------------|---------|-------------|
| 704                    | 30         | 0.1       | RMS      | 704             | -49.69      | Pass    | 601         |



**1.31. LTE Band Edge(NTNV)(Subtest:31, Channel:23780, Bandwidth:10, Modulation:QPSK, RB Number: 1, RB Position:HIGH)**

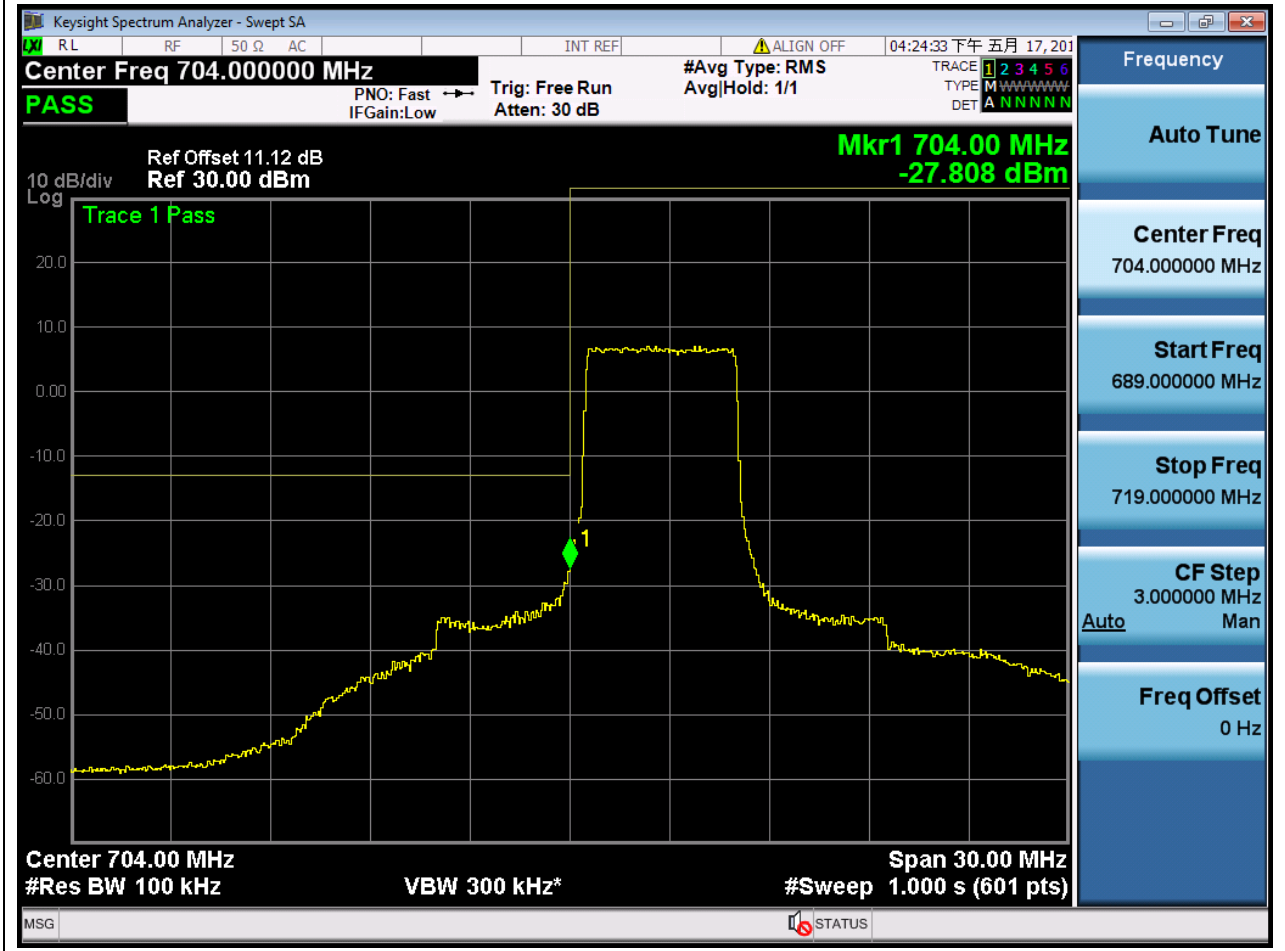
| Center Frequency (MHz) | Span (MHz) | RBW (MHz) | Detector | Frequency (MHz) | Power (dBm) | Verdict | Sweep Point |
|------------------------|------------|-----------|----------|-----------------|-------------|---------|-------------|
| 704                    | 30         | 0.1       | RMS      | 695.8           | -29.61      | Pass    | 601         |





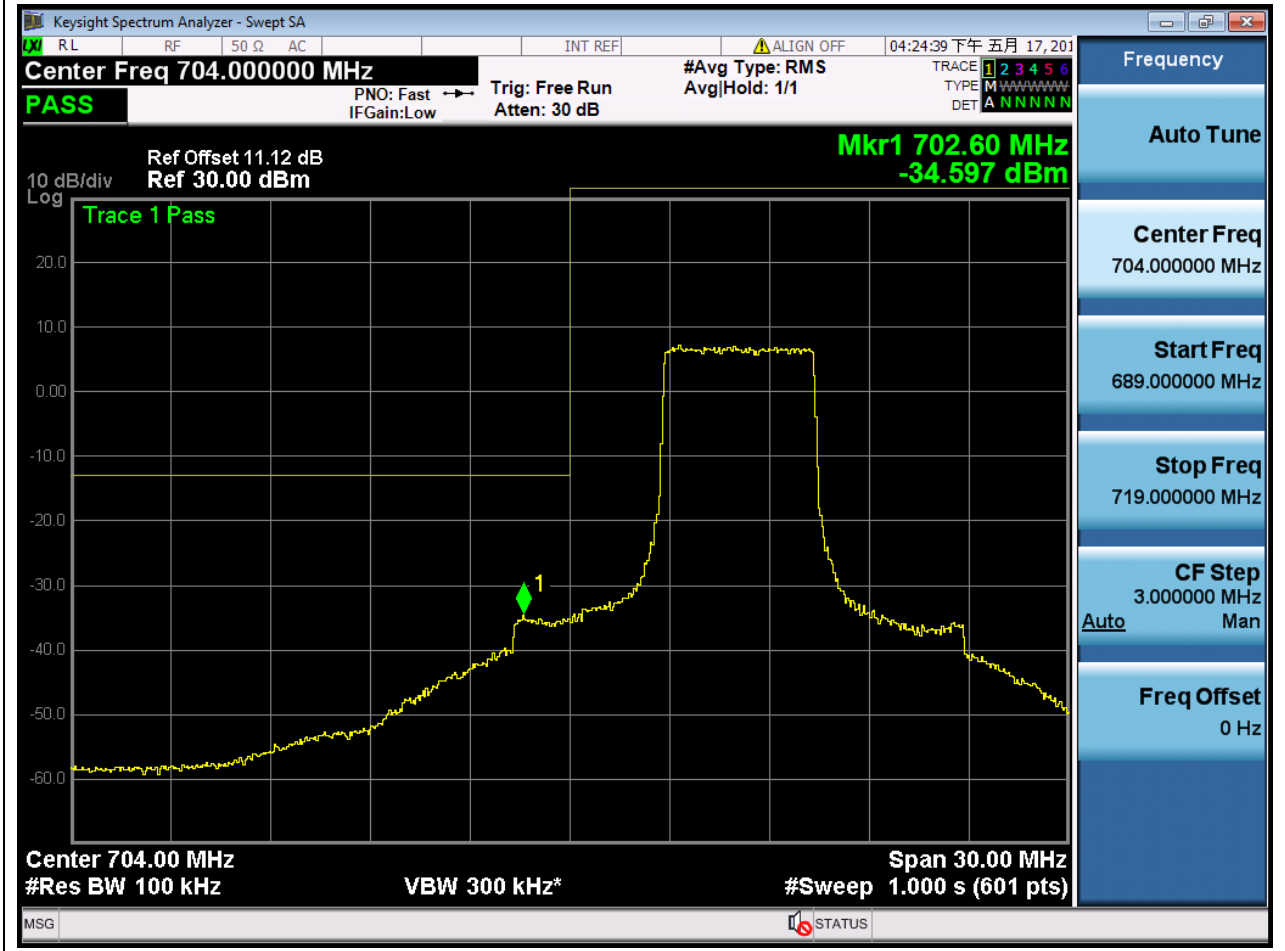
**1.32. LTE Band Edge(NTNV)(Subtest:32, Channel:23780, Bandwidth:10, Modulation:QPSK, RB Number: 25, RB Position:LOW)**

| Center Frequency (MHz) | Span (MHz) | RBW (MHz) | Detector | Frequency (MHz) | Power (dBm) | Verdict | Sweep Point |
|------------------------|------------|-----------|----------|-----------------|-------------|---------|-------------|
| 704                    | 30         | 0.1       | RMS      | 704             | -27.81      | Pass    | 601         |



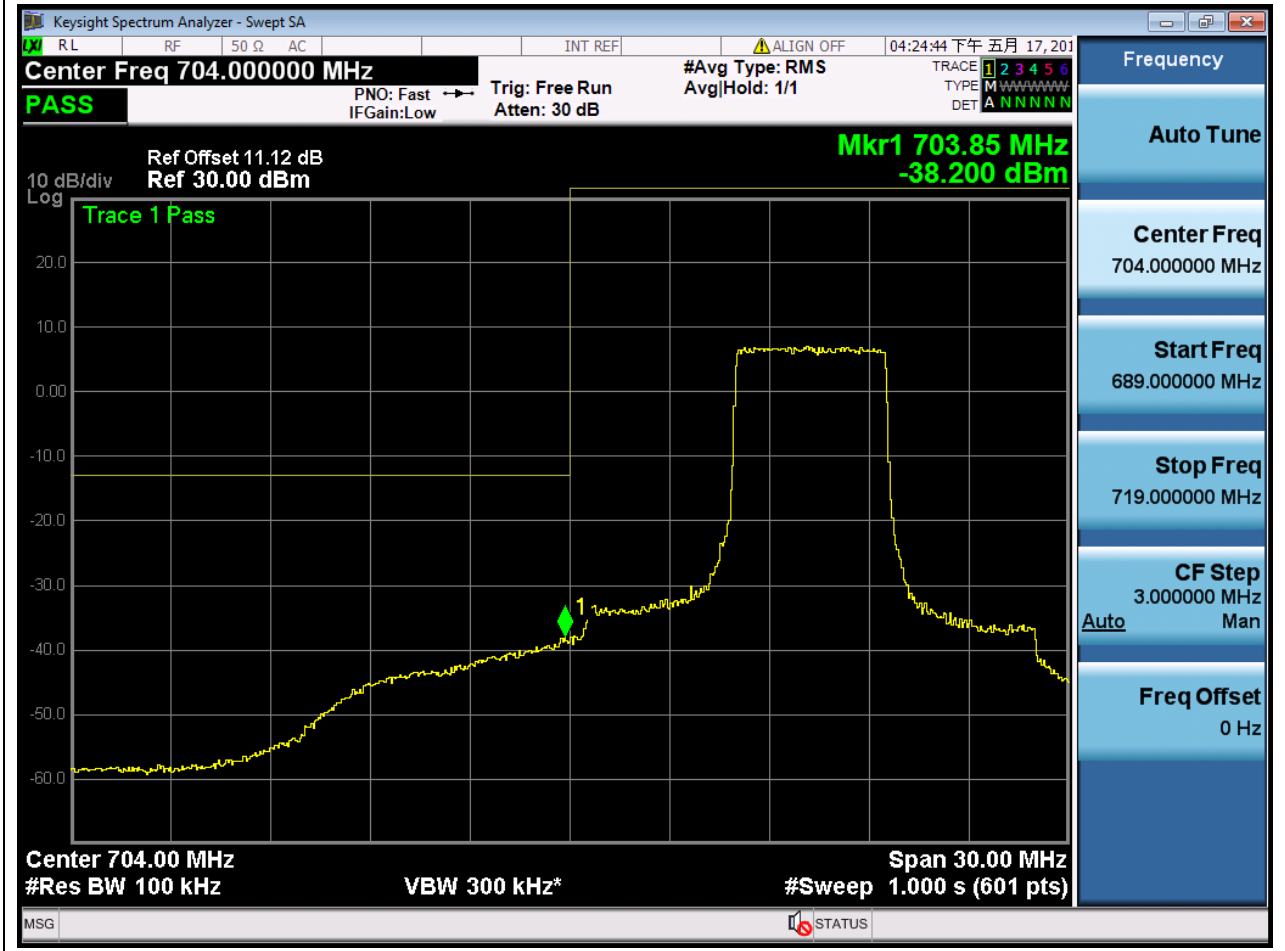
**1.33. LTE Band Edge(NTNV)(Subtest:33, Channel:23780, Bandwidth:10, Modulation:QPSK, RB Number: 25, RB Position:MID)**

| Center Frequency (MHz) | Span (MHz) | RBW (MHz) | Detector | Frequency (MHz) | Power (dBm) | Verdict | Sweep Point |
|------------------------|------------|-----------|----------|-----------------|-------------|---------|-------------|
| 704                    | 30         | 0.1       | RMS      | 702.6           | -34.6       | Pass    | 601         |



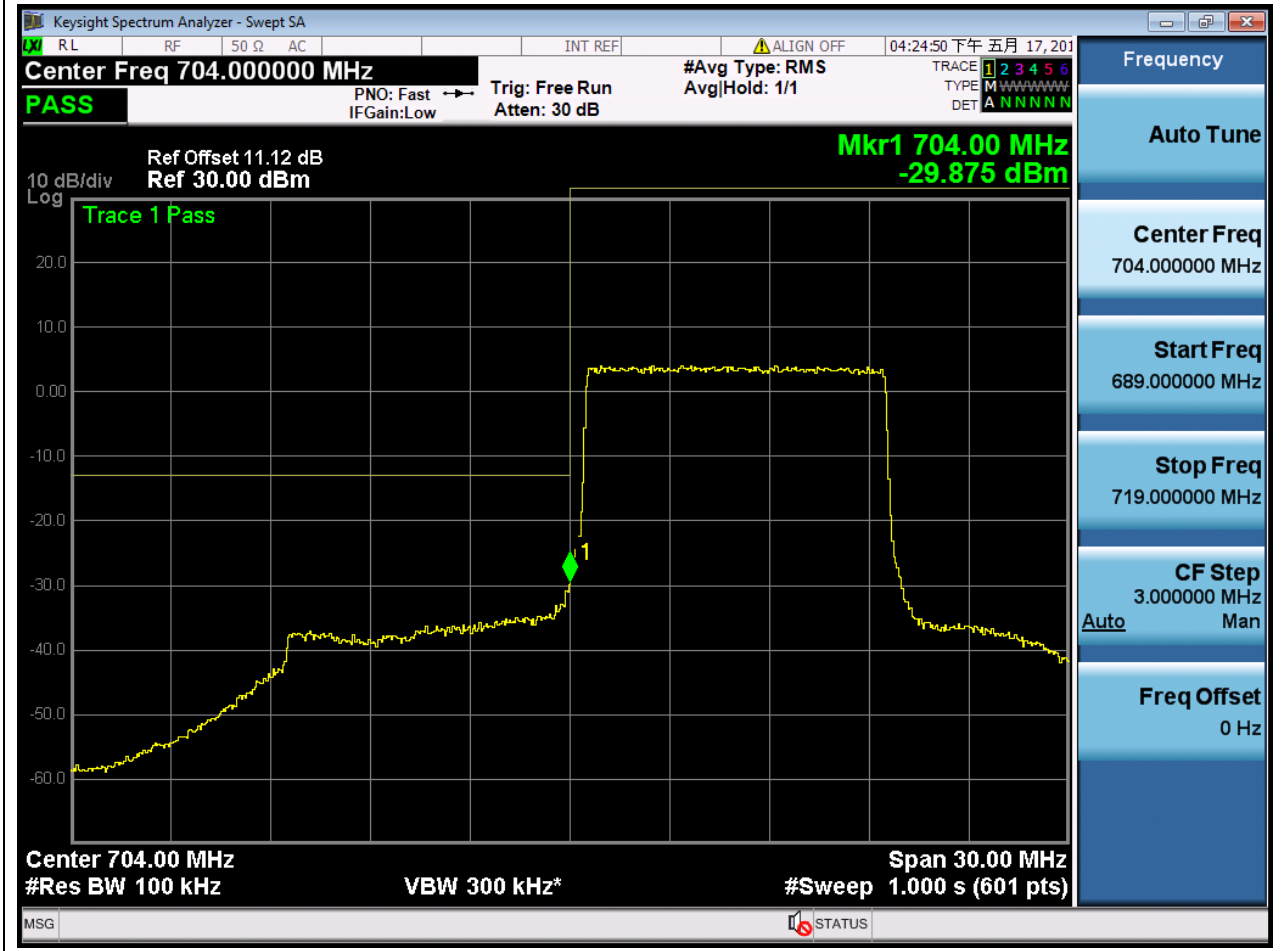
**1.34. LTE Band Edge(NTNV)(Subtest:34, Channel:23780, Bandwidth:10, Modulation:QPSK, RB Number: 25, RB Position:HIGH)**

| Center Frequency (MHz) | Span (MHz) | RBW (MHz) | Detector | Frequency (MHz) | Power (dBm) | Verdict | Sweep Point |
|------------------------|------------|-----------|----------|-----------------|-------------|---------|-------------|
| 704                    | 30         | 0.1       | RMS      | 703.85          | -38.2       | Pass    | 601         |



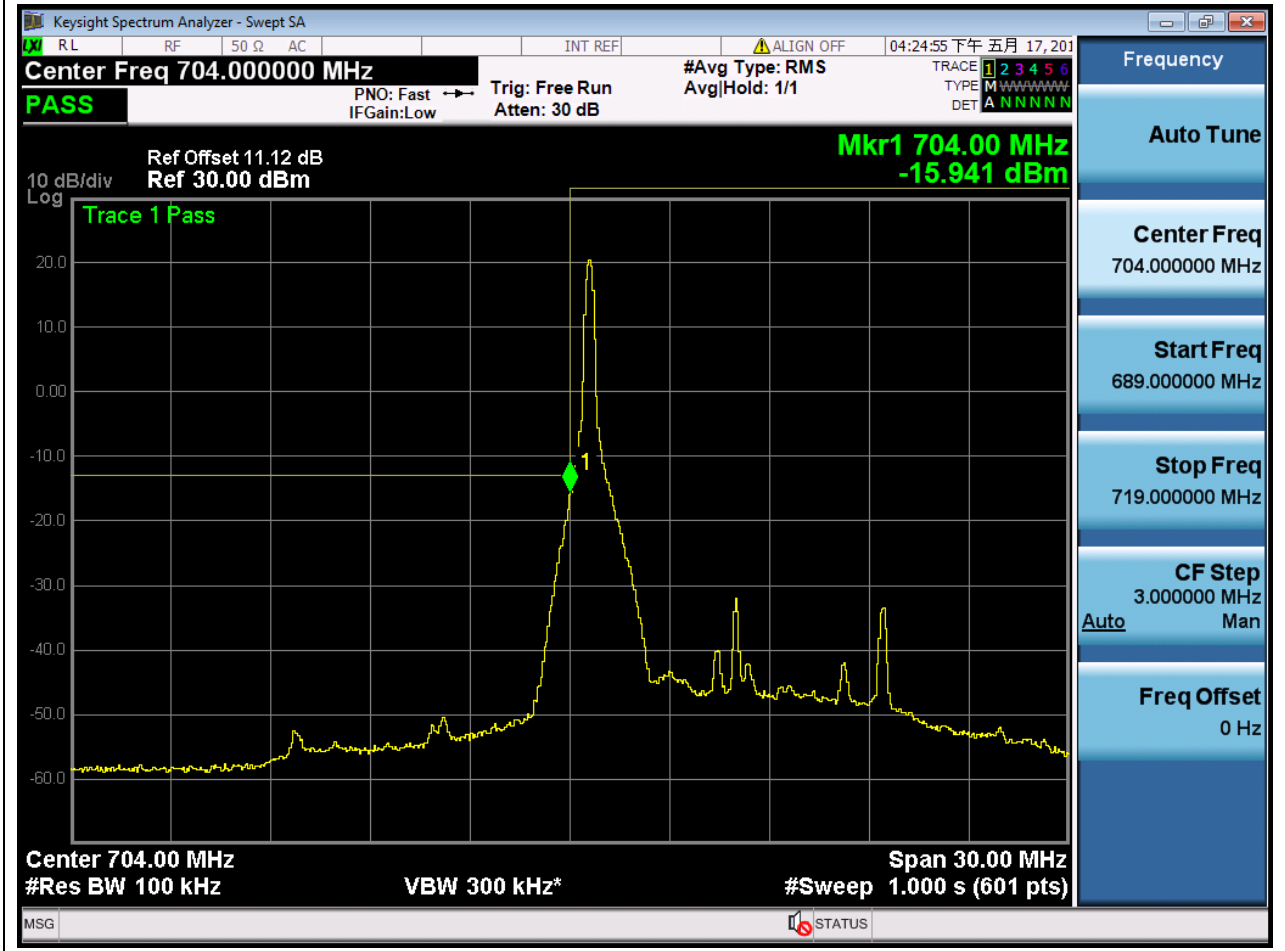
**1.35. LTE Band Edge(NTNV)(Subtest:35, Channel:23780, Bandwidth:10, Modulation:QPSK, RB Number: 50, RB Position:LOW)**

| Center Frequency (MHz) | Span (MHz) | RBW (MHz) | Detector | Frequency (MHz) | Power (dBm) | Verdict | Sweep Point |
|------------------------|------------|-----------|----------|-----------------|-------------|---------|-------------|
| 704                    | 30         | 0.1       | RMS      | 704             | -29.87      | Pass    | 601         |



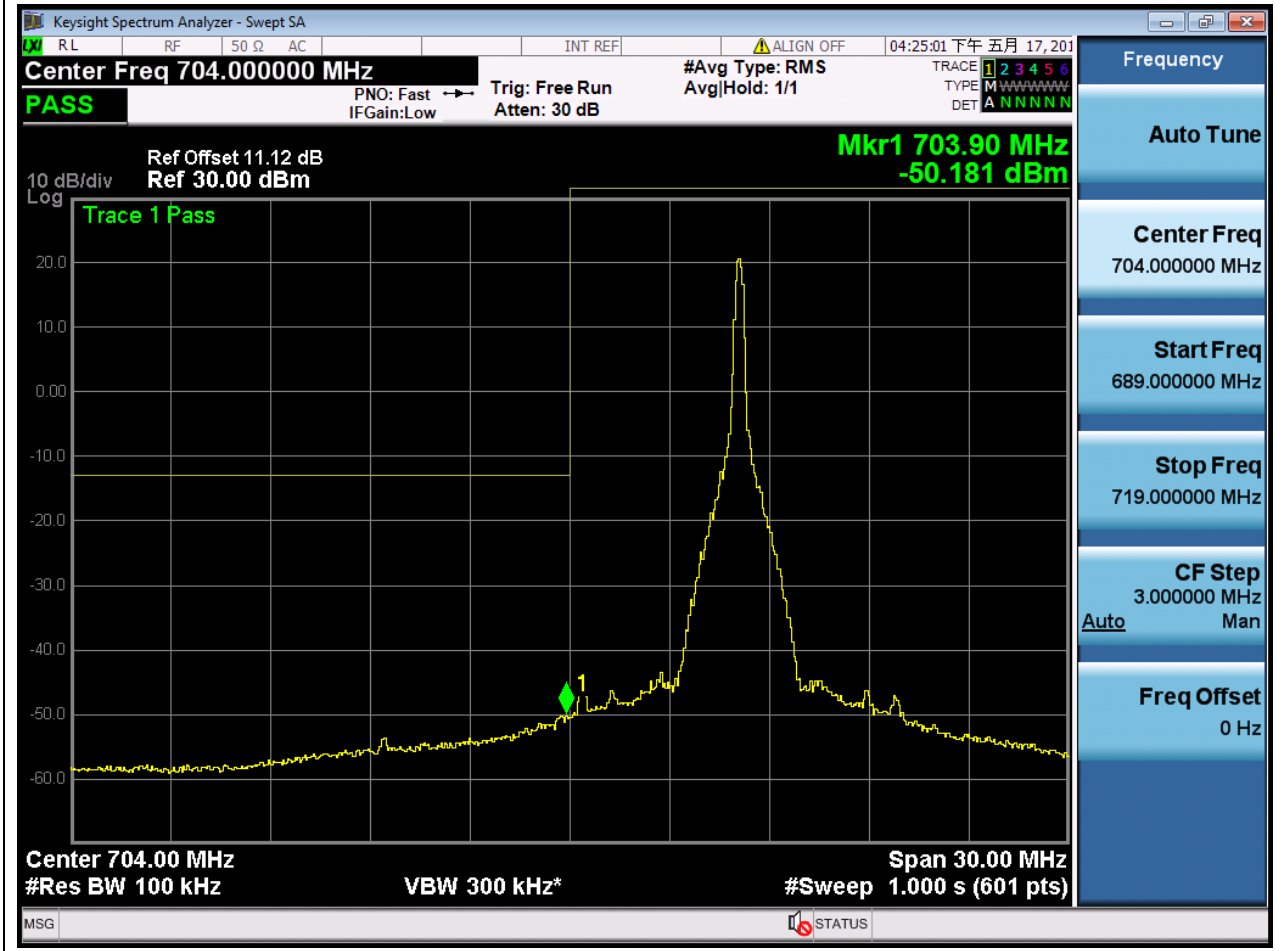
**1.36. LTE Band Edge(NTNV)(Subtest:36, Channel:23780, Bandwidth:10, Modulation:Q16, RB Number: 1, RB Position:LOW)**

| Center Frequency (MHz) | Span (MHz) | RBW (MHz) | Detector | Frequency (MHz) | Power (dBm) | Verdict | Sweep Point |
|------------------------|------------|-----------|----------|-----------------|-------------|---------|-------------|
| 704                    | 30         | 0.1       | RMS      | 704             | -15.94      | Pass    | 601         |



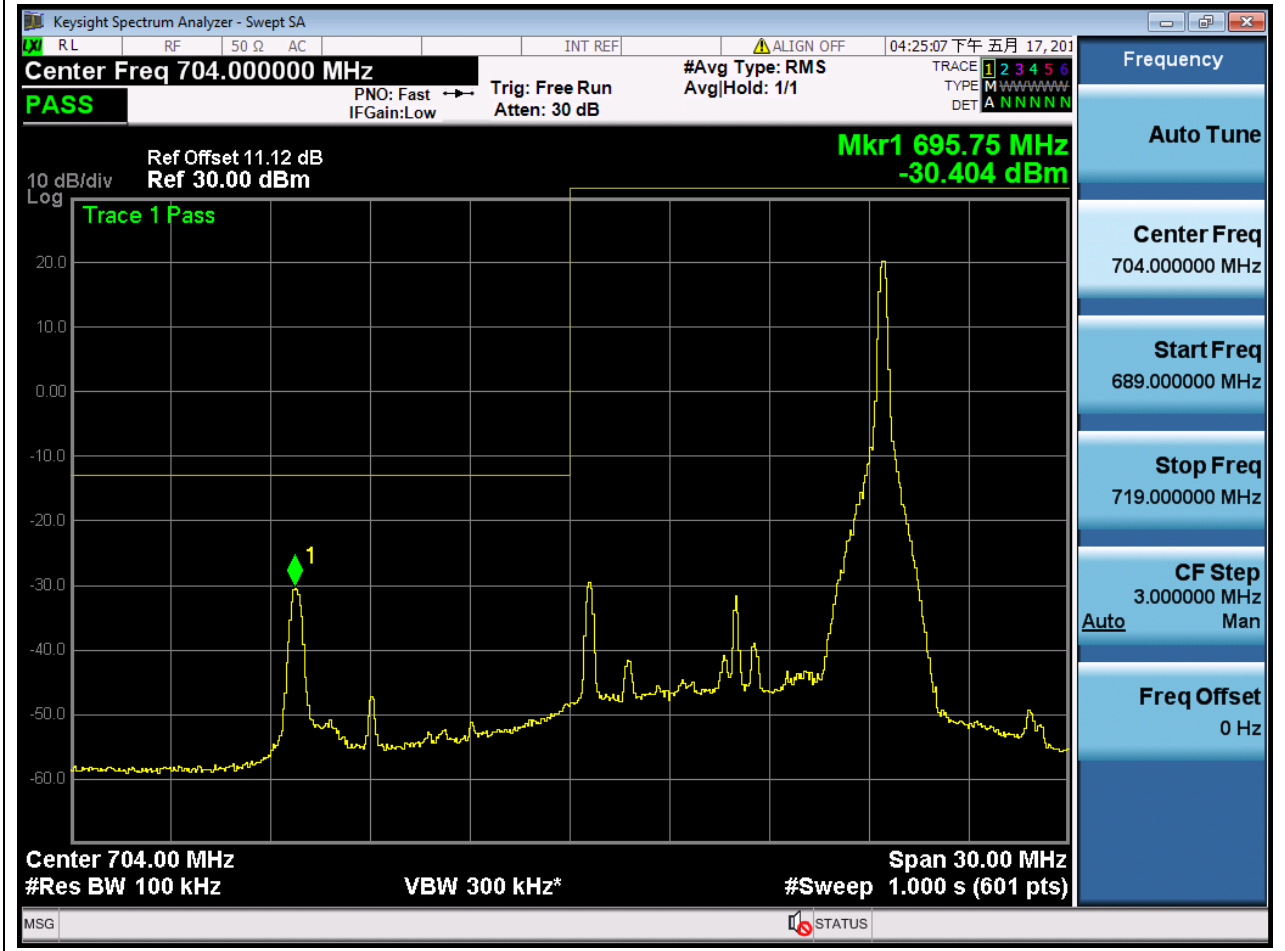
**1.37. LTE Band Edge(NTNV)(Subtest:37, Channel:23780, Bandwidth:10, Modulation:Q16, RB Number: 1, RB Position:MID)**

| Center Frequency (MHz) | Span (MHz) | RBW (MHz) | Detector | Frequency (MHz) | Power (dBm) | Verdict | Sweep Point |
|------------------------|------------|-----------|----------|-----------------|-------------|---------|-------------|
| 704                    | 30         | 0.1       | RMS      | 703.9           | -50.18      | Pass    | 601         |



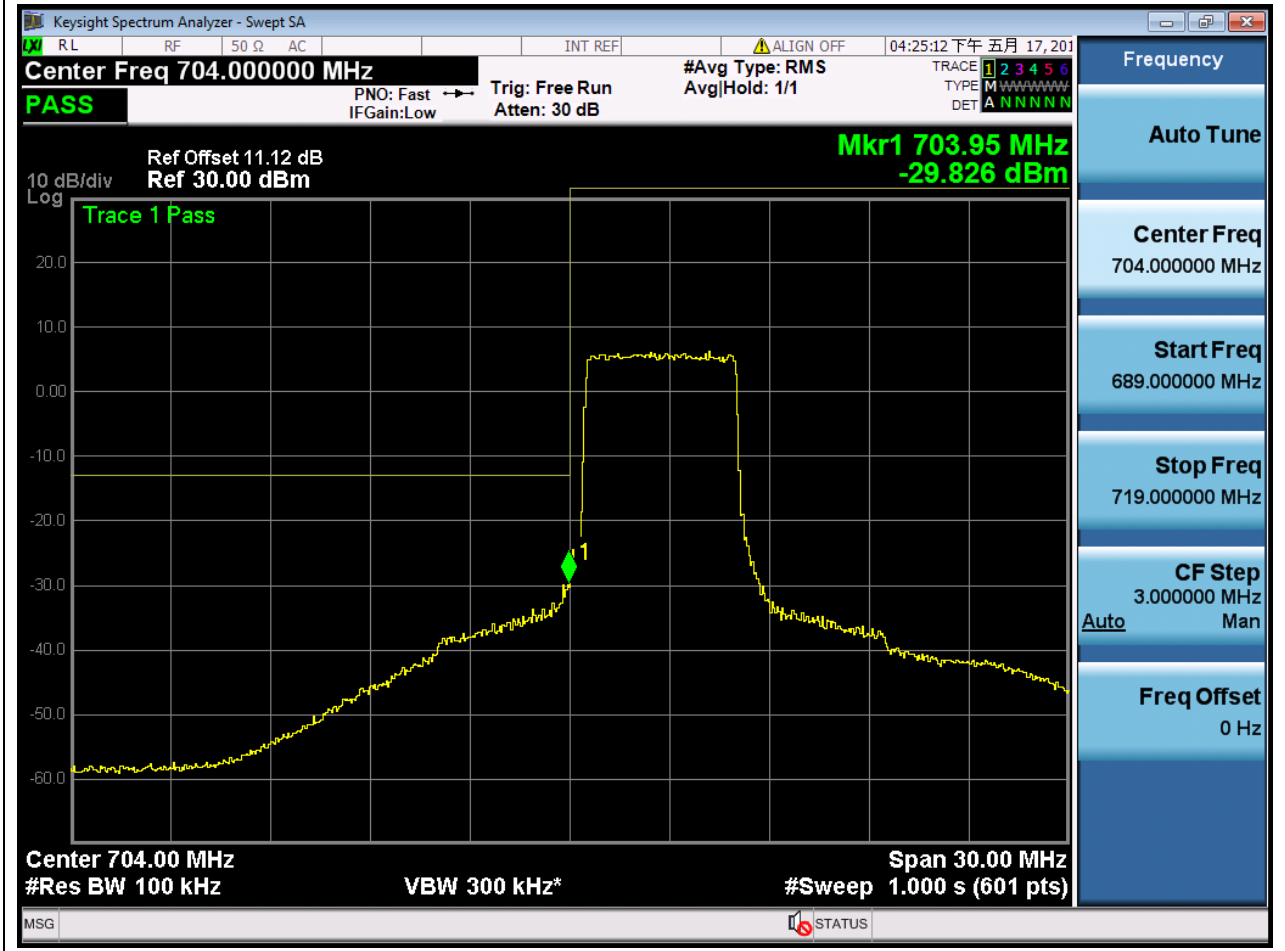
**1.38. LTE Band Edge(NTNV)(Subtest:38, Channel:23780, Bandwidth:10, Modulation:Q16, RB Number: 1, RB Position:HIGH)**

| Center Frequency (MHz) | Span (MHz) | RBW (MHz) | Detector | Frequency (MHz) | Power (dBm) | Verdict | Sweep Point |
|------------------------|------------|-----------|----------|-----------------|-------------|---------|-------------|
| 704                    | 30         | 0.1       | RMS      | 695.75          | -30.4       | Pass    | 601         |



**1.39. LTE Band Edge(NTNV)(Subtest:39, Channel:23780, Bandwidth:10, Modulation:Q16, RB Number: 25, RB Position:LOW)**

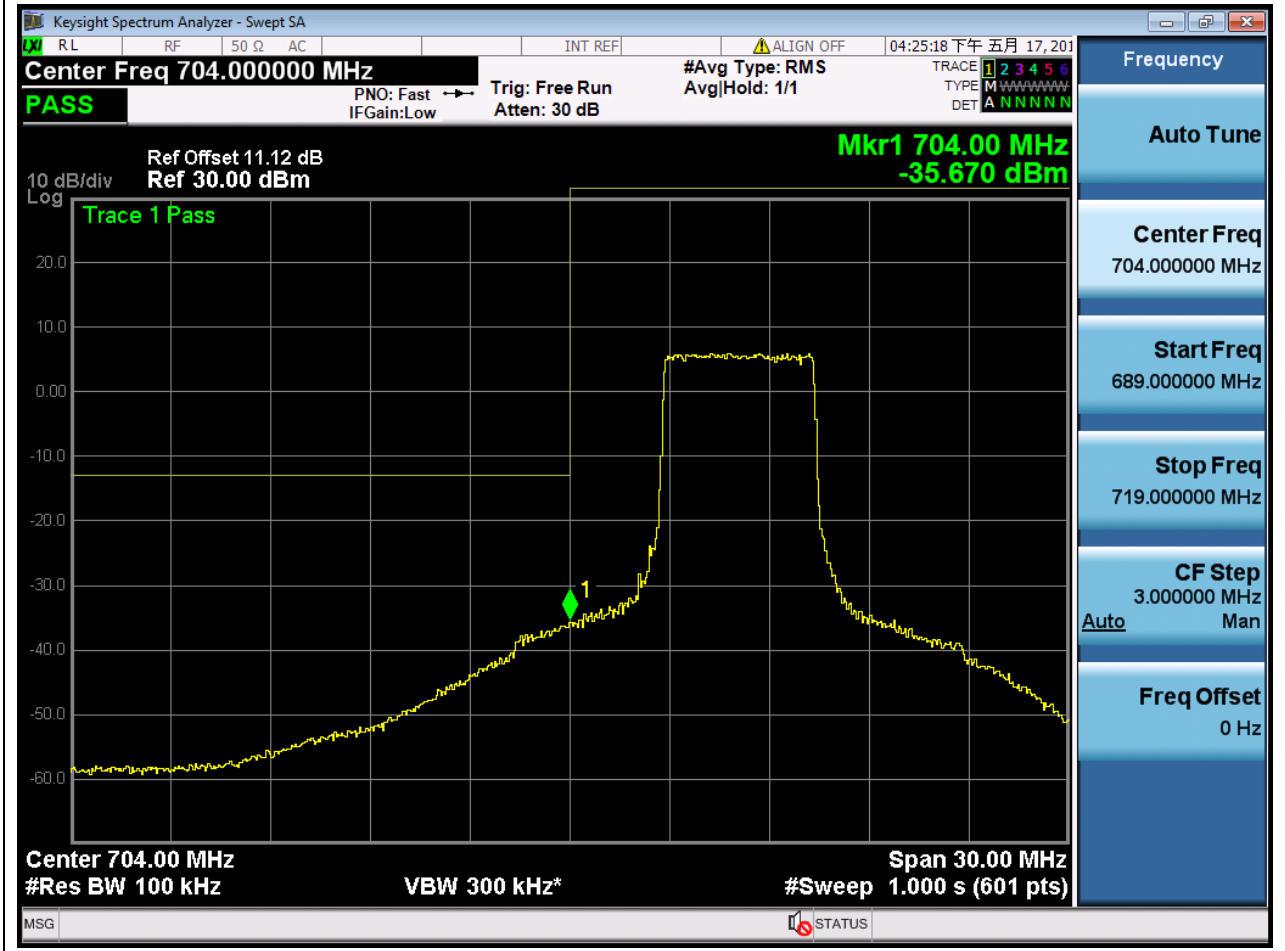
| Center Frequency (MHz) | Span (MHz) | RBW (MHz) | Detector | Frequency (MHz) | Power (dBm) | Verdict | Sweep Point |
|------------------------|------------|-----------|----------|-----------------|-------------|---------|-------------|
| 704                    | 30         | 0.1       | RMS      | 703.95          | -29.83      | Pass    | 601         |





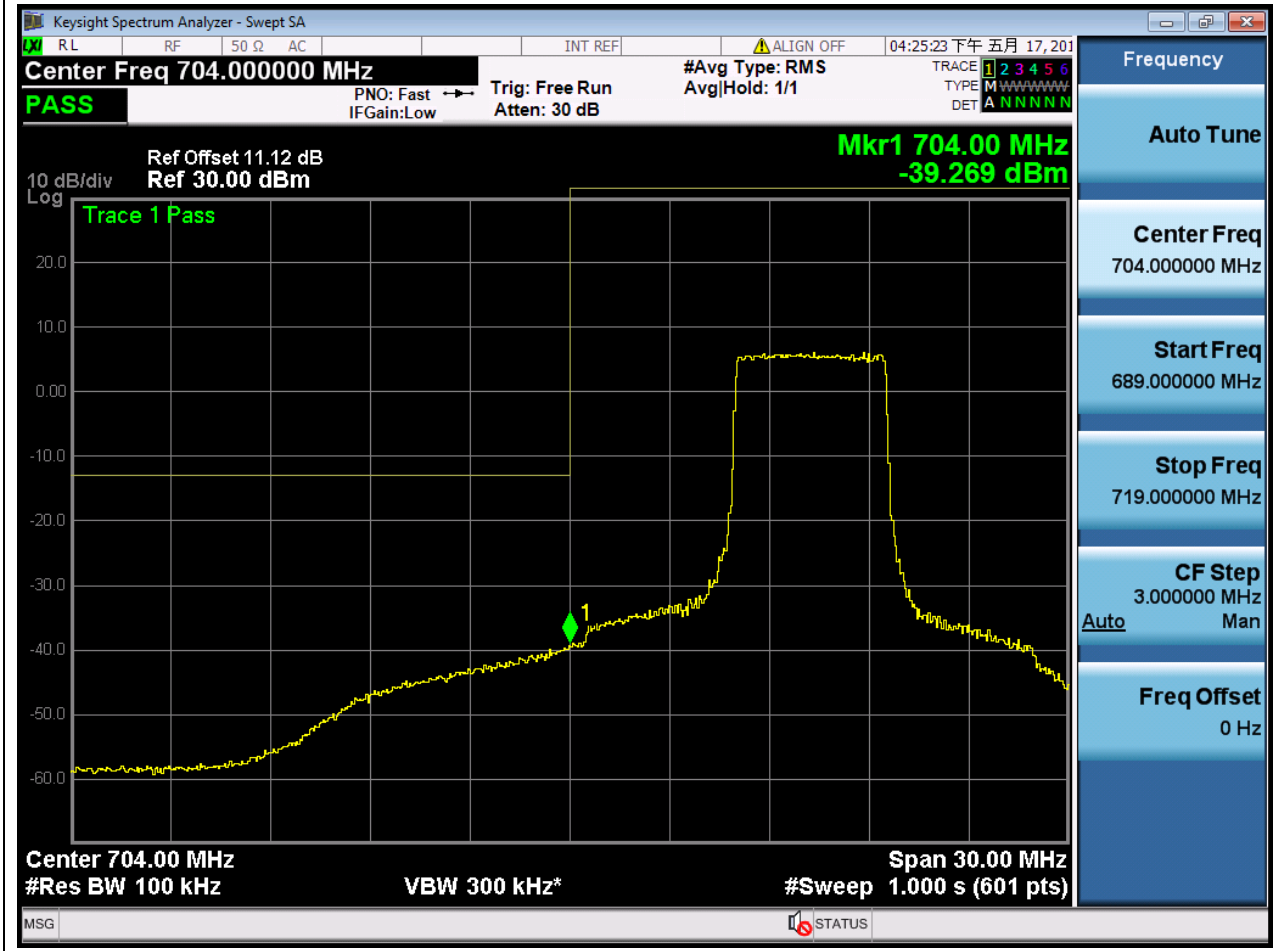
**1.40. LTE Band Edge(NTNV)(Subtest:40, Channel:23780, Bandwidth:10, Modulation:Q16, RB Number: 25, RB Position:MID)**

| Center Frequency (MHz) | Span (MHz) | RBW (MHz) | Detector | Frequency (MHz) | Power (dBm) | Verdict | Sweep Point |
|------------------------|------------|-----------|----------|-----------------|-------------|---------|-------------|
| 704                    | 30         | 0.1       | RMS      | 704             | -35.67      | Pass    | 601         |



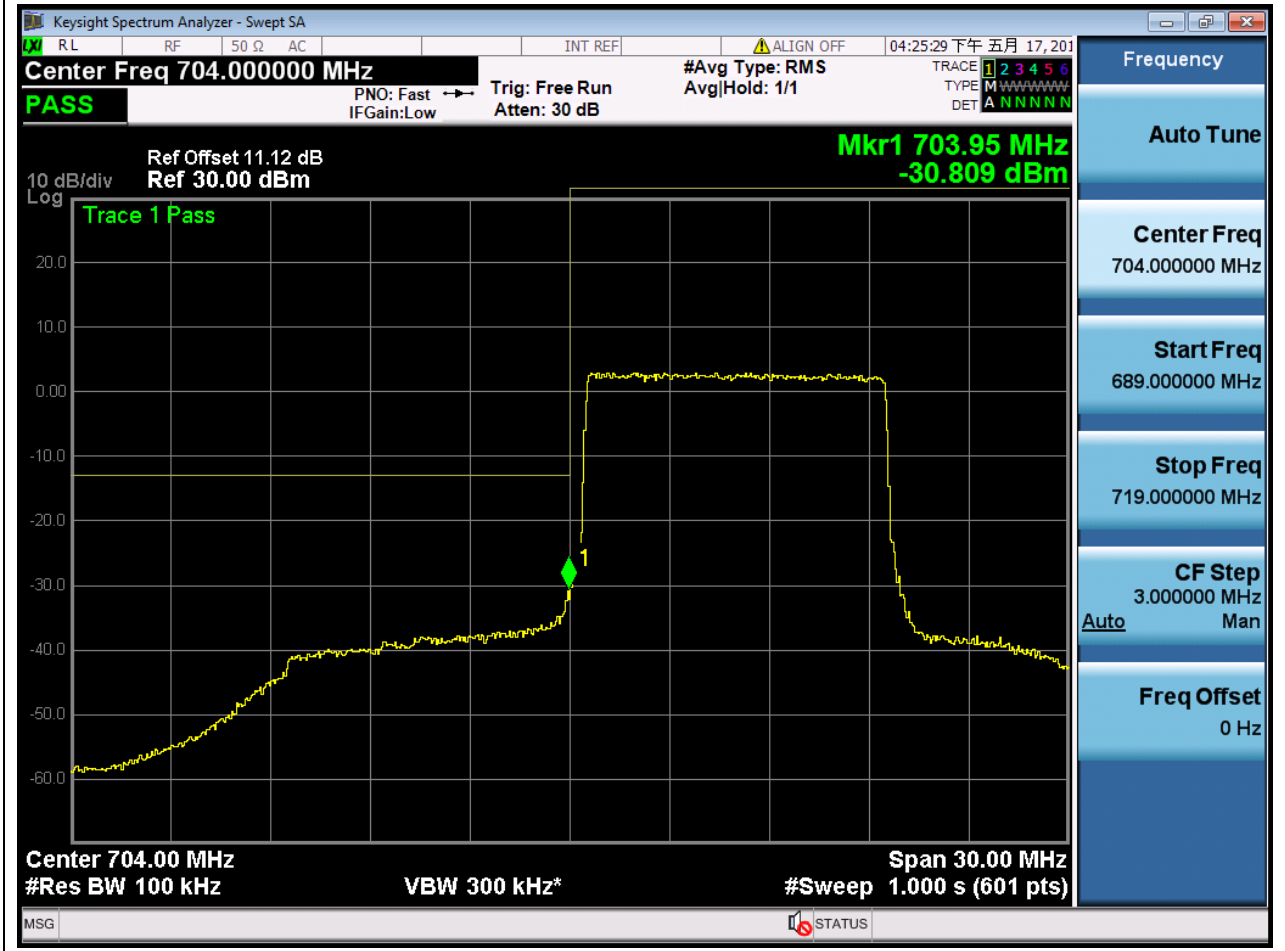
**1.41. LTE Band Edge(NTNV)(Subtest:41, Channel:23780, Bandwidth:10, Modulation:Q16, RB Number: 25, RB Position:HIGH)**

| Center Frequency (MHz) | Span (MHz) | RBW (MHz) | Detector | Frequency (MHz) | Power (dBm) | Verdict | Sweep Point |
|------------------------|------------|-----------|----------|-----------------|-------------|---------|-------------|
| 704                    | 30         | 0.1       | RMS      | 704             | -39.27      | Pass    | 601         |



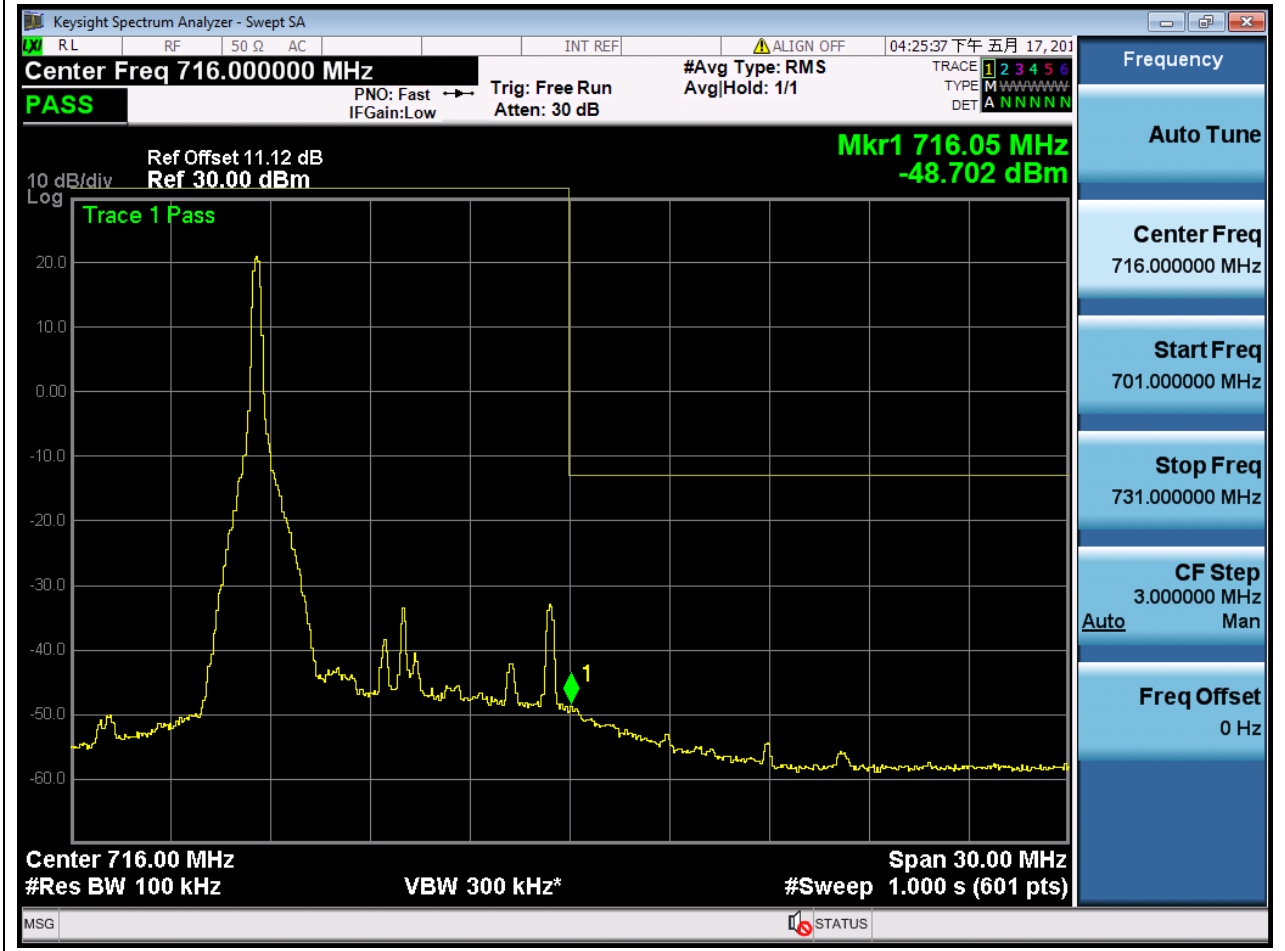
**1.42. LTE Band Edge(NTNV)(Subtest:42, Channel:23780, Bandwidth:10, Modulation:Q16, RB Number: 50, RB Position:LOW)**

| Center Frequency (MHz) | Span (MHz) | RBW (MHz) | Detector | Frequency (MHz) | Power (dBm) | Verdict | Sweep Point |
|------------------------|------------|-----------|----------|-----------------|-------------|---------|-------------|
| 704                    | 30         | 0.1       | RMS      | 703.95          | -30.81      | Pass    | 601         |



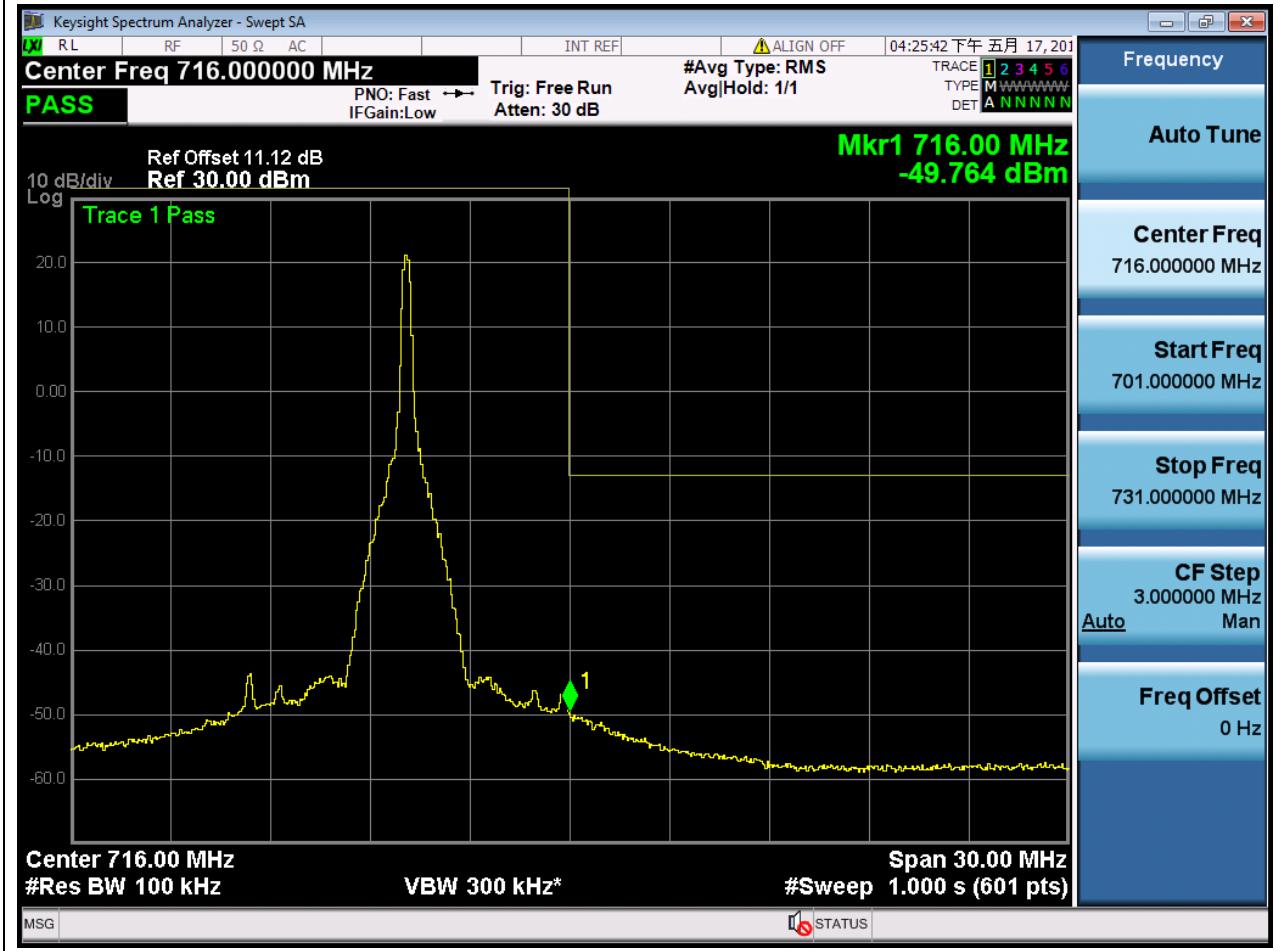
**1.43. LTE Band Edge(NTNV)(Subtest:43, Channel:23800, Bandwidth:10, Modulation:QPSK, RB Number: 1, RB Position:LOW)**

| Center Frequency (MHz) | Span (MHz) | RBW (MHz) | Detector | Frequency (MHz) | Power (dBm) | Verdict | Sweep Point |
|------------------------|------------|-----------|----------|-----------------|-------------|---------|-------------|
| 716                    | 30         | 0.1       | RMS      | 716.05          | -48.7       | Pass    | 601         |



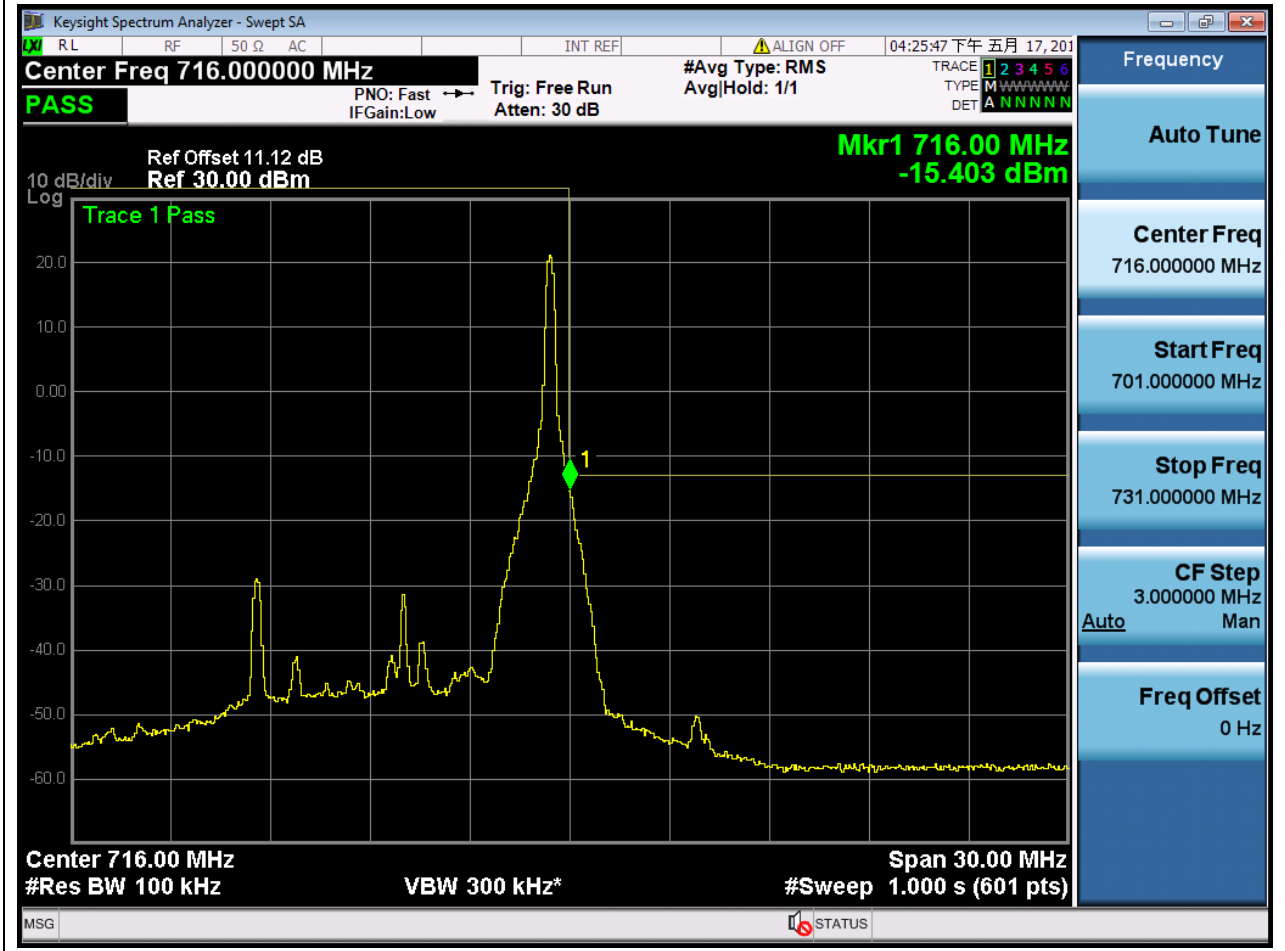
**1.44. LTE Band Edge(NTNV)(Subtest:44, Channel:23800, Bandwidth:10, Modulation:QPSK, RB Number: 1, RB Position:MID)**

| Center Frequency (MHz) | Span (MHz) | RBW (MHz) | Detector | Frequency (MHz) | Power (dBm) | Verdict | Sweep Point |
|------------------------|------------|-----------|----------|-----------------|-------------|---------|-------------|
| 716                    | 30         | 0.1       | RMS      | 716             | -49.76      | Pass    | 601         |



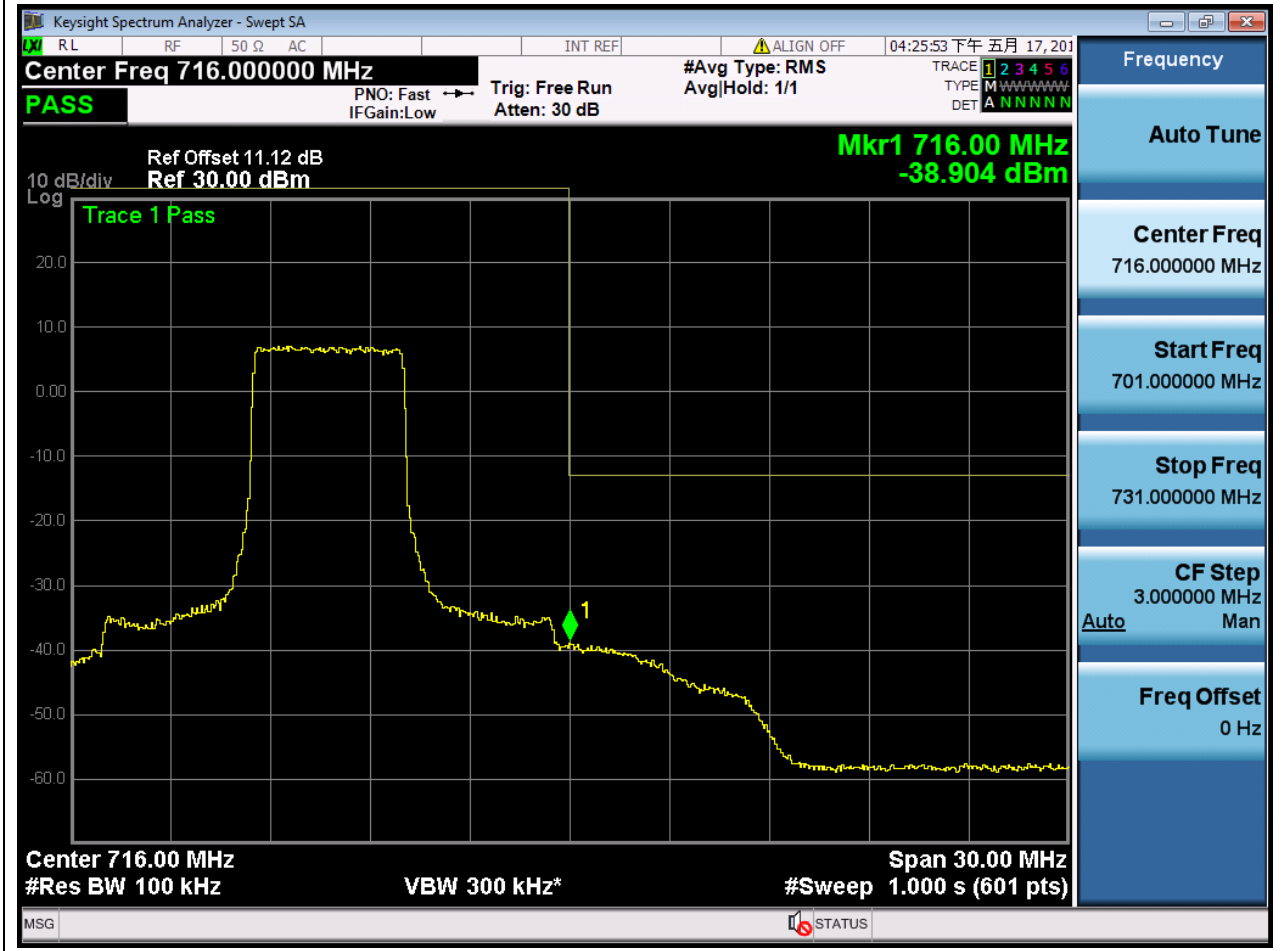
**1.45. LTE Band Edge(NTNV)(Subtest:45, Channel:23800, Bandwidth:10, Modulation:QPSK, RB Number: 1, RB Position:HIGH)**

| Center Frequency (MHz) | Span (MHz) | RBW (MHz) | Detector | Frequency (MHz) | Power (dBm) | Verdict | Sweep Point |
|------------------------|------------|-----------|----------|-----------------|-------------|---------|-------------|
| 716                    | 30         | 0.1       | RMS      | 716             | -15.4       | Pass    | 601         |



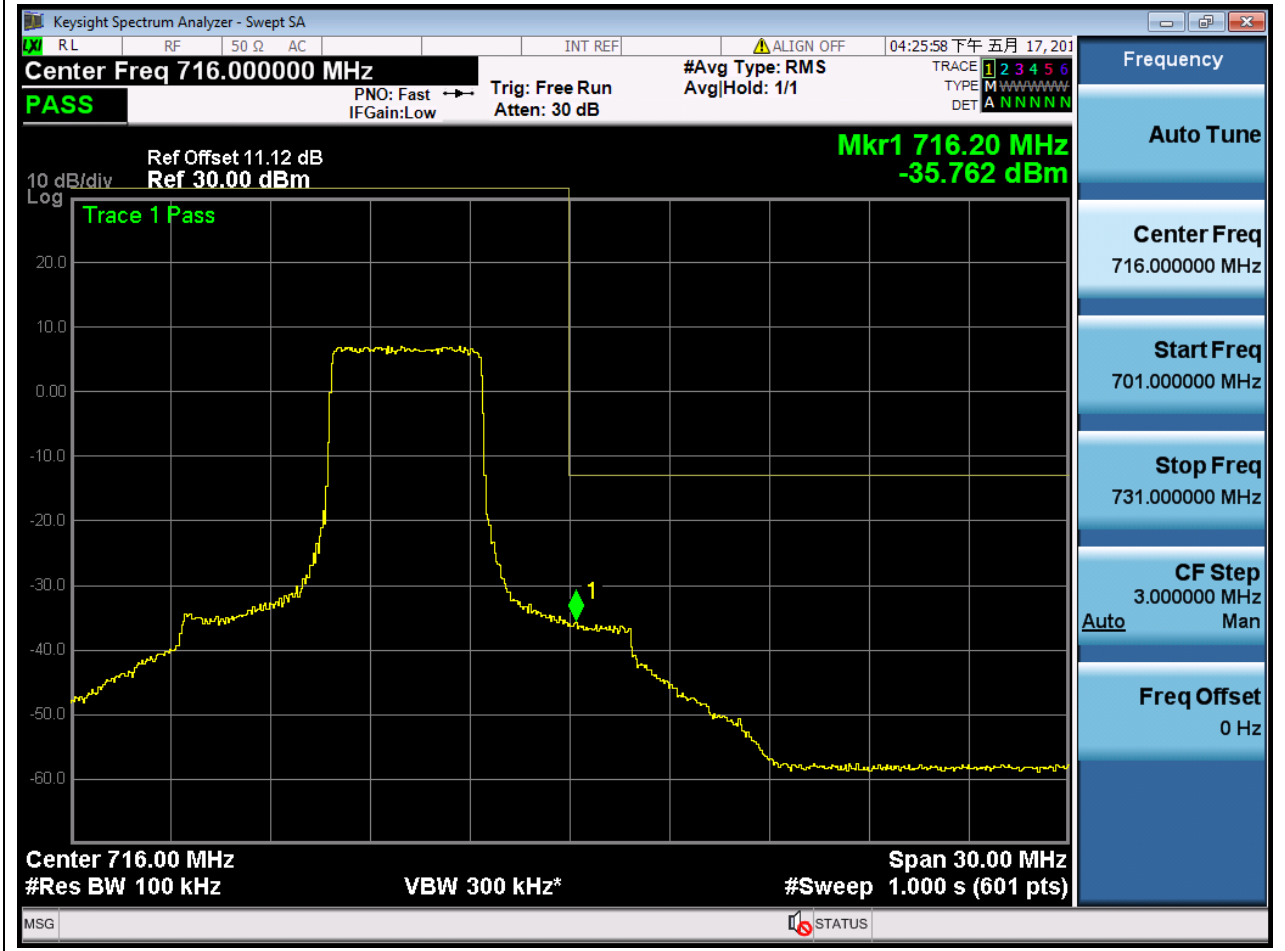
**1.46. LTE Band Edge(NTNV)(Subtest:46, Channel:23800, Bandwidth:10, Modulation:QPSK, RB Number: 25, RB Position:LOW)**

| Center Frequency (MHz) | Span (MHz) | RBW (MHz) | Detector | Frequency (MHz) | Power (dBm) | Verdict | Sweep Point |
|------------------------|------------|-----------|----------|-----------------|-------------|---------|-------------|
| 716                    | 30         | 0.1       | RMS      | 716             | -38.9       | Pass    | 601         |



**1.47. LTE Band Edge(NTNV)(Subtest:47, Channel:23800, Bandwidth:10, Modulation:QPSK, RB Number: 25, RB Position:MID)**

| Center Frequency (MHz) | Span (MHz) | RBW (MHz) | Detector | Frequency (MHz) | Power (dBm) | Verdict | Sweep Point |
|------------------------|------------|-----------|----------|-----------------|-------------|---------|-------------|
| 716                    | 30         | 0.1       | RMS      | 716.2           | -35.76      | Pass    | 601         |





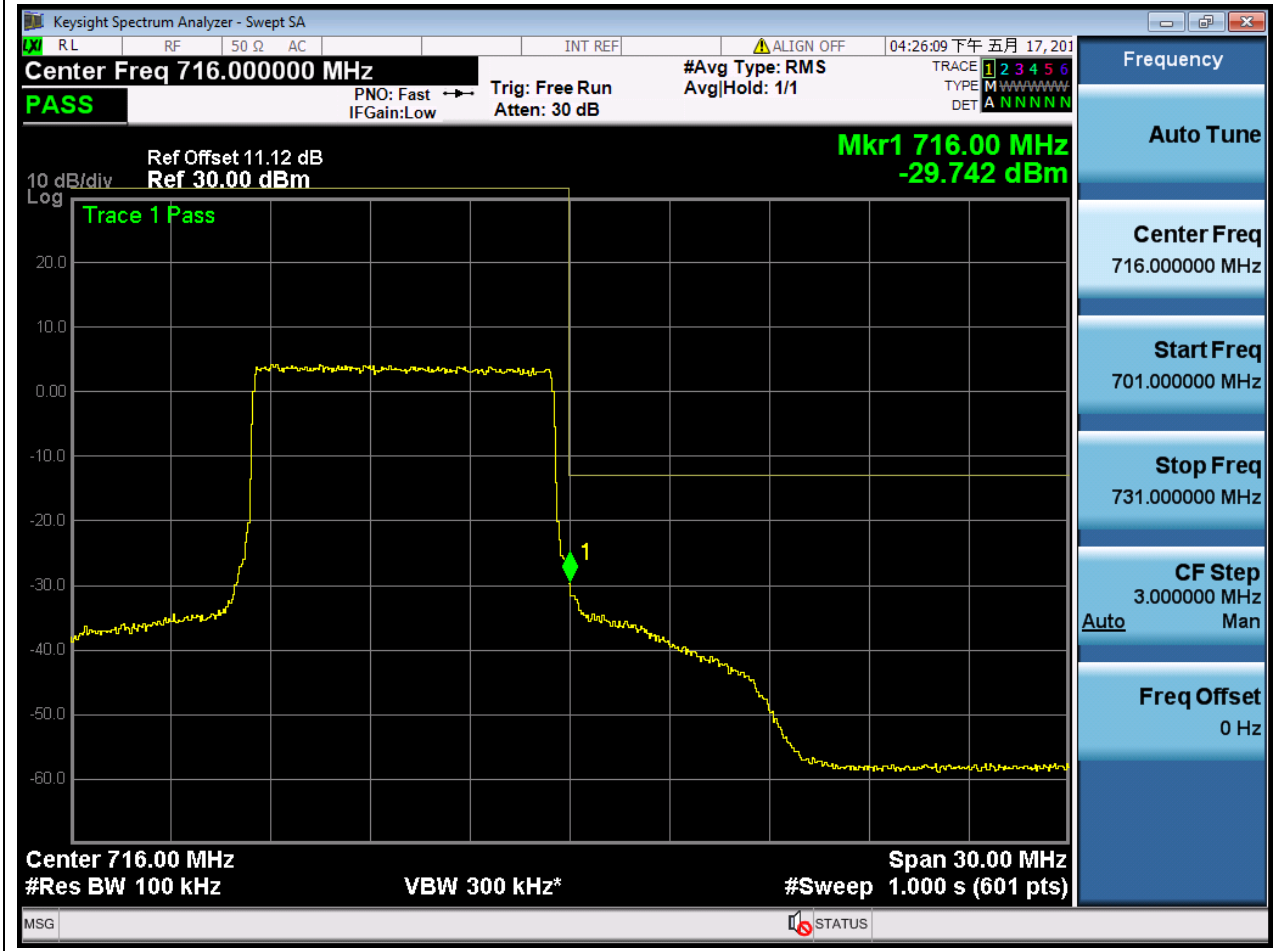
**1.48. LTE Band Edge(NTNV)(Subtest:48, Channel:23800, Bandwidth:10, Modulation:QPSK, RB Number: 25, RB Position:HIGH)**

| Center Frequency (MHz) | Span (MHz) | RBW (MHz) | Detector | Frequency (MHz) | Power (dBm) | Verdict | Sweep Point |
|------------------------|------------|-----------|----------|-----------------|-------------|---------|-------------|
| 716                    | 30         | 0.1       | RMS      | 716             | -26.76      | Pass    | 601         |



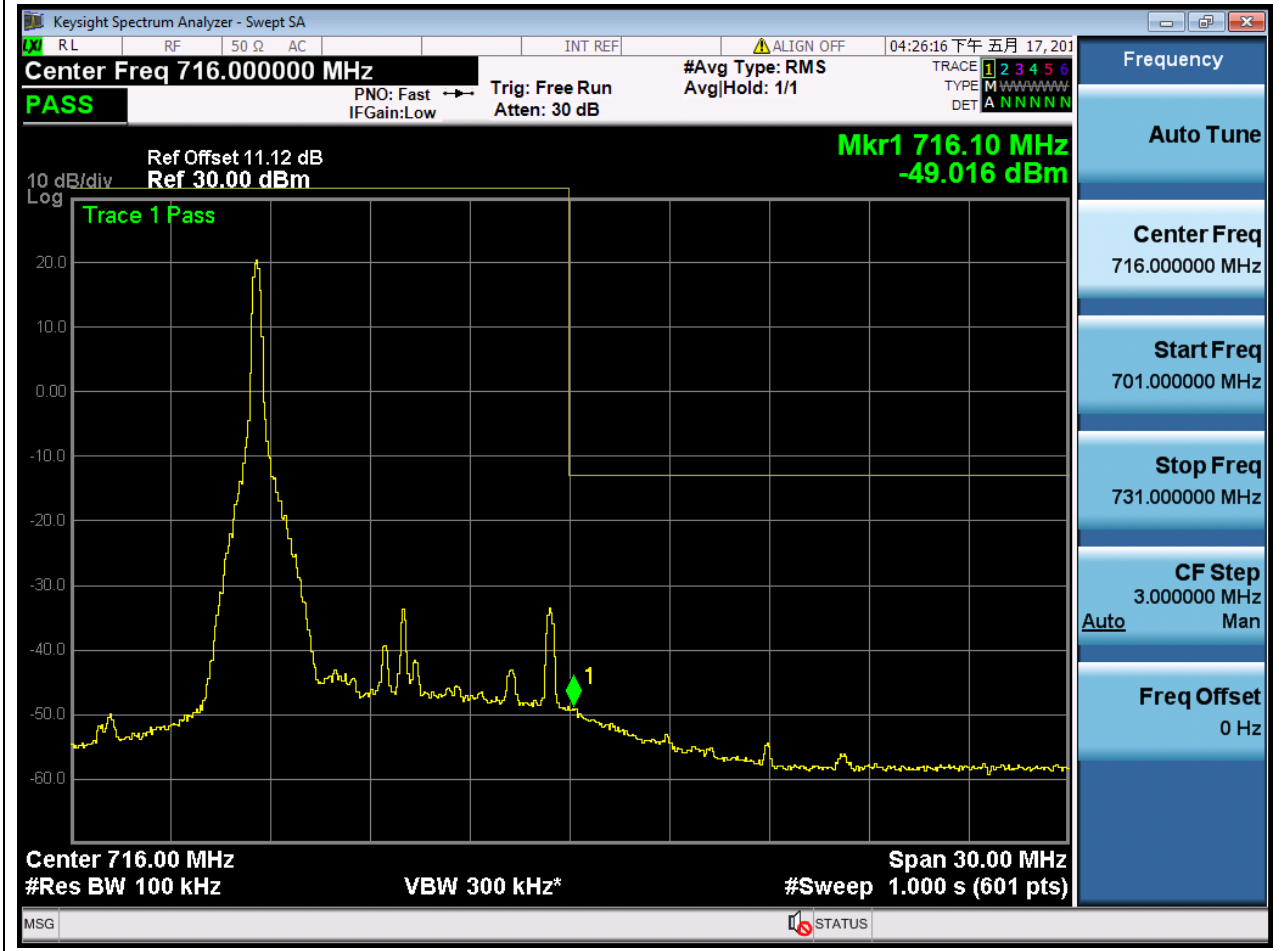
**1.49. LTE Band Edge(NTNV)(Subtest:49, Channel:23800, Bandwidth:10, Modulation:QPSK, RB Number: 50, RB Position:LOW)**

| Center Frequency (MHz) | Span (MHz) | RBW (MHz) | Detector | Frequency (MHz) | Power (dBm) | Verdict | Sweep Point |
|------------------------|------------|-----------|----------|-----------------|-------------|---------|-------------|
| 716                    | 30         | 0.1       | RMS      | 716             | -29.74      | Pass    | 601         |



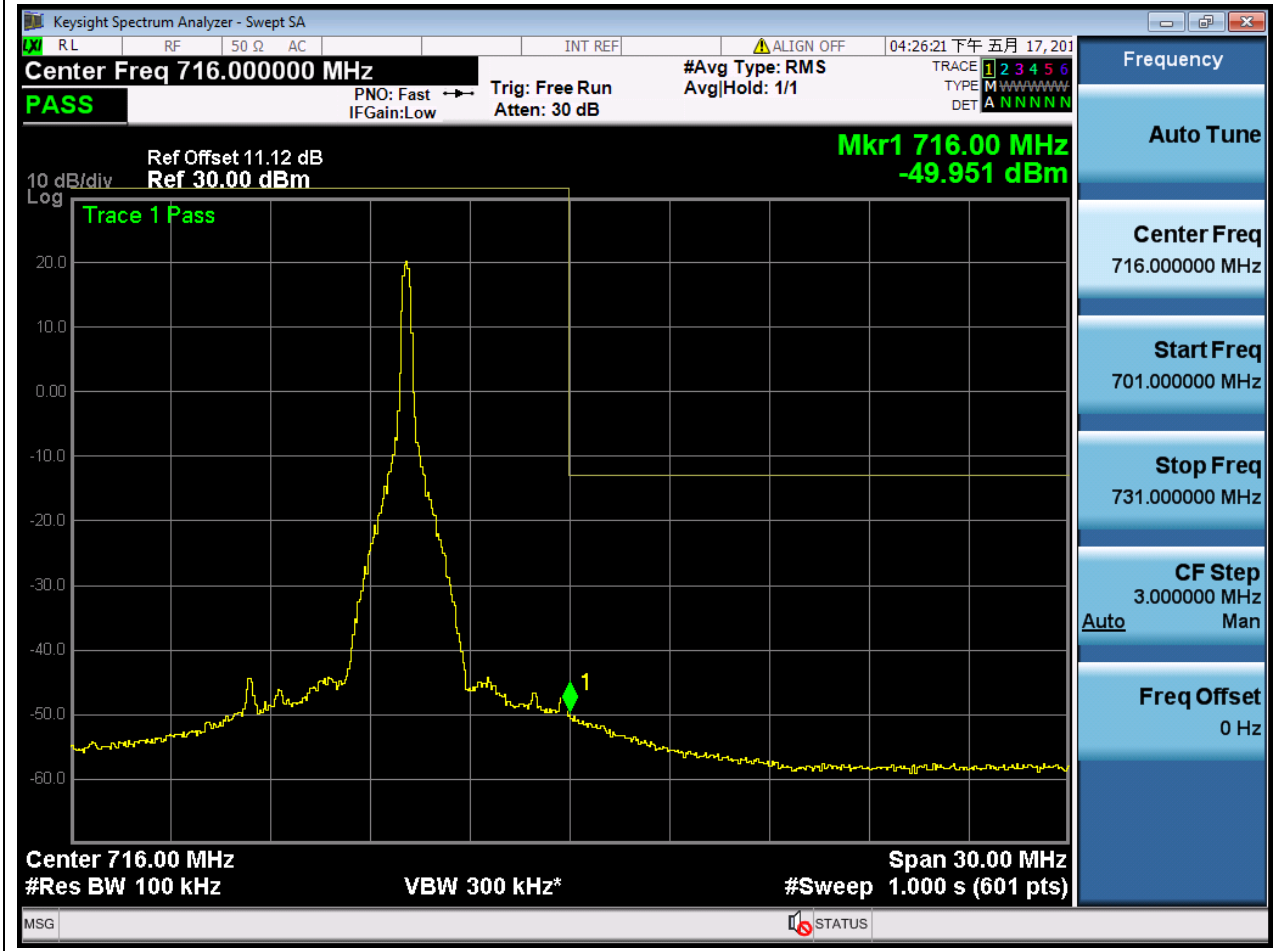
**1.50. LTE Band Edge(NTNV)(Subtest:50, Channel:23800, Bandwidth:10, Modulation:Q16, RB Number: 1, RB Position:LOW)**

| Center Frequency (MHz) | Span (MHz) | RBW (MHz) | Detector | Frequency (MHz) | Power (dBm) | Verdict | Sweep Point |
|------------------------|------------|-----------|----------|-----------------|-------------|---------|-------------|
| 716                    | 30         | 0.1       | RMS      | 716.1           | -49.02      | Pass    | 601         |



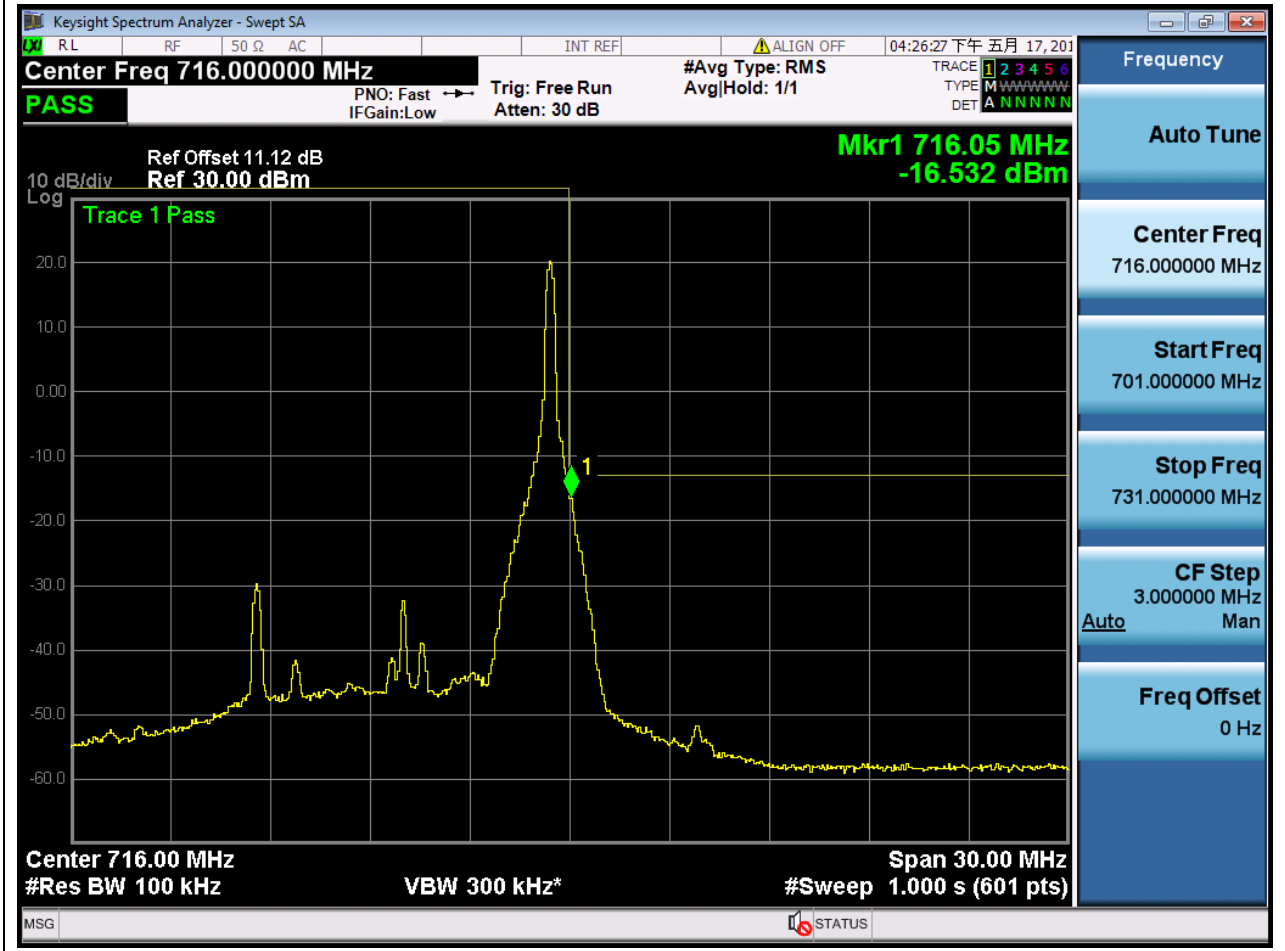
**1.51. LTE Band Edge(NTNV)(Subtest:51, Channel:23800, Bandwidth:10, Modulation:Q16, RB Number: 1, RB Position:MID)**

| Center Frequency (MHz) | Span (MHz) | RBW (MHz) | Detector | Frequency (MHz) | Power (dBm) | Verdict | Sweep Point |
|------------------------|------------|-----------|----------|-----------------|-------------|---------|-------------|
| 716                    | 30         | 0.1       | RMS      | 716             | -49.95      | Pass    | 601         |



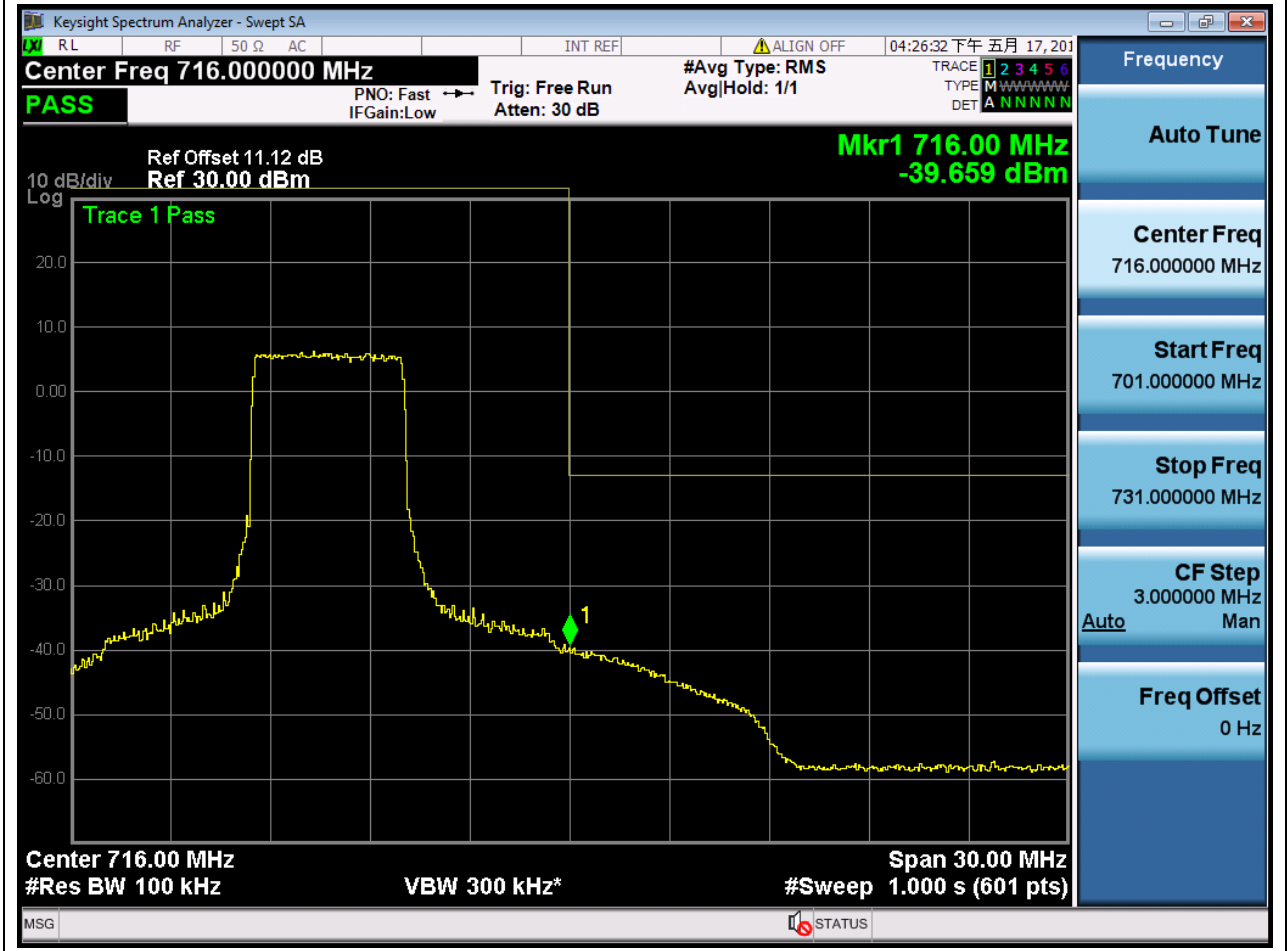
**1.52. LTE Band Edge(NTNV)(Subtest:52, Channel:23800, Bandwidth:10, Modulation:Q16, RB Number: 1, RB Position:HIGH)**

| Center Frequency (MHz) | Span (MHz) | RBW (MHz) | Detector | Frequency (MHz) | Power (dBm) | Verdict | Sweep Point |
|------------------------|------------|-----------|----------|-----------------|-------------|---------|-------------|
| 716                    | 30         | 0.1       | RMS      | 716.05          | -16.53      | Pass    | 601         |



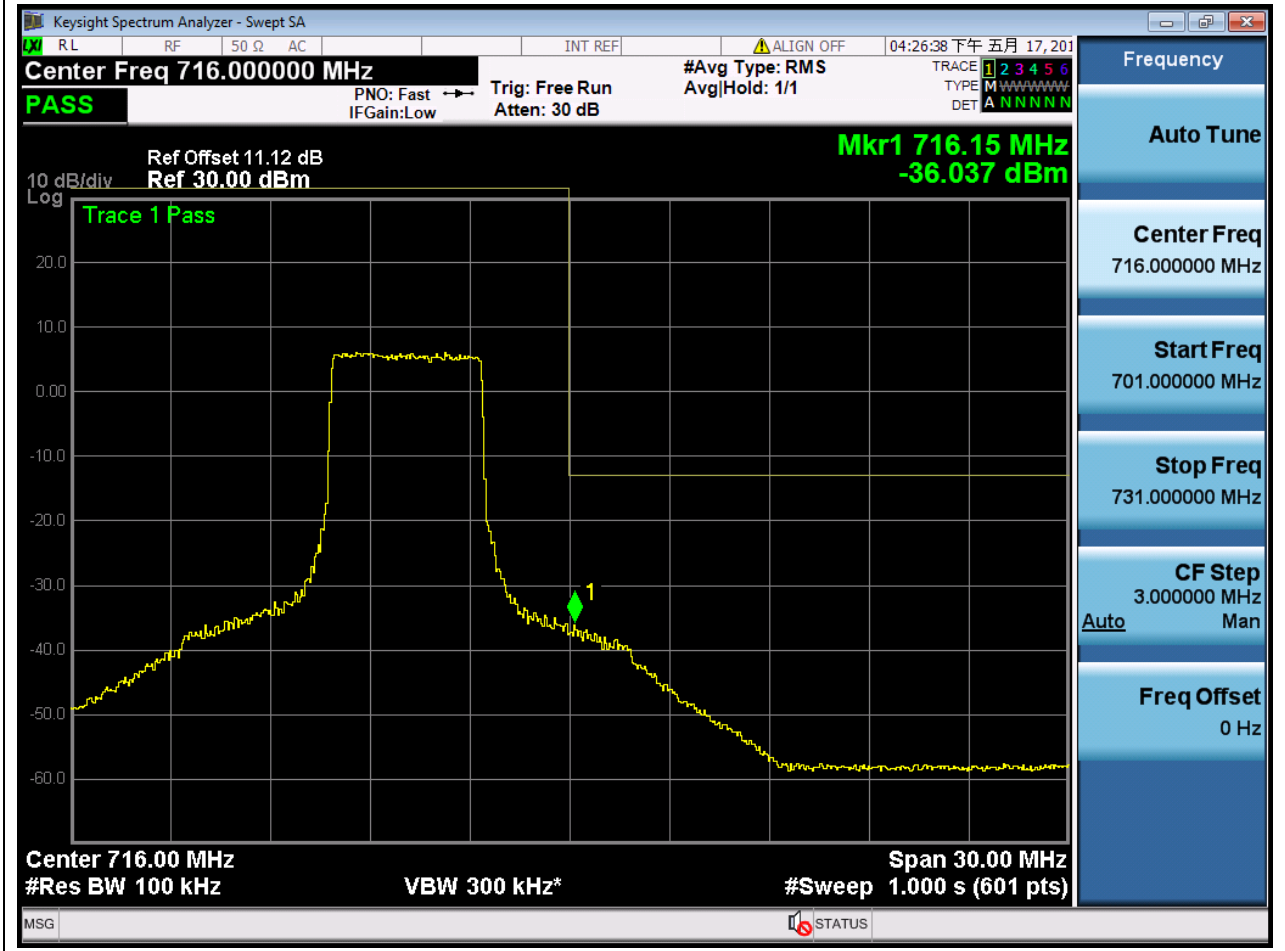
**1.53. LTE Band Edge(NTNV)(Subtest:53, Channel:23800, Bandwidth:10, Modulation:Q16, RB Number: 25, RB Position:LOW)**

| Center Frequency (MHz) | Span (MHz) | RBW (MHz) | Detector | Frequency (MHz) | Power (dBm) | Verdict | Sweep Point |
|------------------------|------------|-----------|----------|-----------------|-------------|---------|-------------|
| 716                    | 30         | 0.1       | RMS      | 716             | -39.66      | Pass    | 601         |



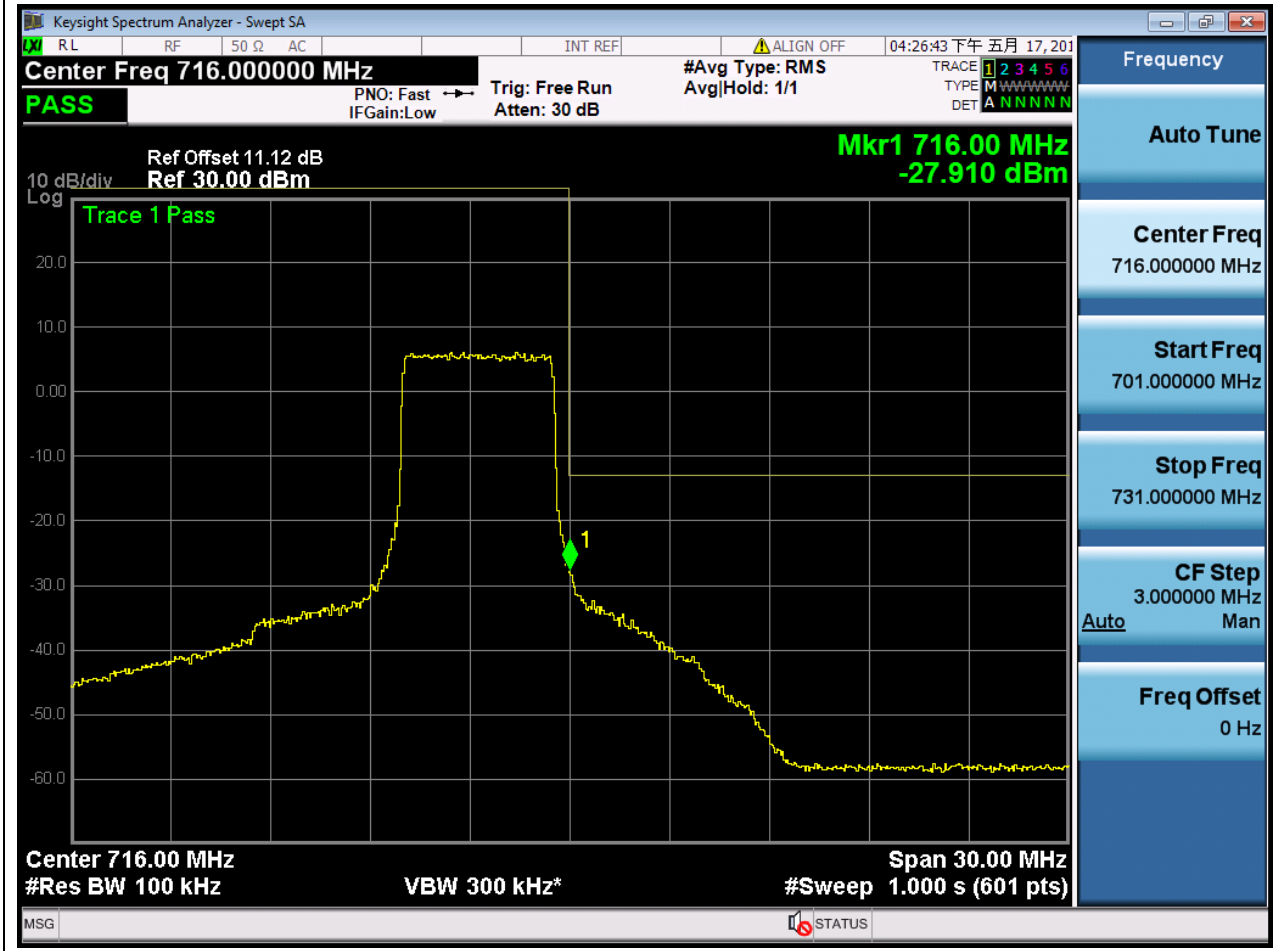
**1.54. LTE Band Edge(NTNV)(Subtest:54, Channel:23800, Bandwidth:10, Modulation:Q16, RB Number: 25, RB Position:MID)**

| Center Frequency (MHz) | Span (MHz) | RBW (MHz) | Detector | Frequency (MHz) | Power (dBm) | Verdict | Sweep Point |
|------------------------|------------|-----------|----------|-----------------|-------------|---------|-------------|
| 716                    | 30         | 0.1       | RMS      | 716.15          | -36.04      | Pass    | 601         |



**1.55. LTE Band Edge(NTNV)(Subtest:55, Channel:23800, Bandwidth:10, Modulation:Q16, RB Number: 25, RB Position:HIGH)**

| Center Frequency (MHz) | Span (MHz) | RBW (MHz) | Detector | Frequency (MHz) | Power (dBm) | Verdict | Sweep Point |
|------------------------|------------|-----------|----------|-----------------|-------------|---------|-------------|
| 716                    | 30         | 0.1       | RMS      | 716             | -27.91      | Pass    | 601         |





**1.56. LTE Band Edge(NTNV)(Subtest:56, Channel:23800, Bandwidth:10, Modulation:Q16, RB Number: 50, RB Position:LOW)**

| Center Frequency (MHz) | Span (MHz) | RBW (MHz) | Detector | Frequency (MHz) | Power (dBm) | Verdict | Sweep Point |
|------------------------|------------|-----------|----------|-----------------|-------------|---------|-------------|
| 716                    | 30         | 0.1       | RMS      | 716             | -31.5       | Pass    | 601         |



END