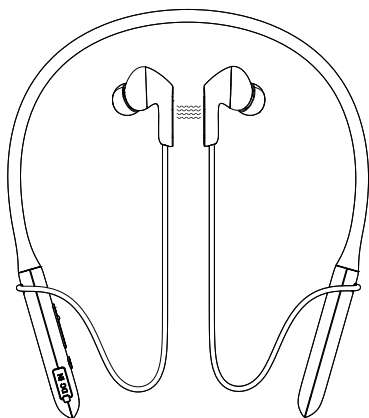


GORSUN



Wireless Headphone

E19

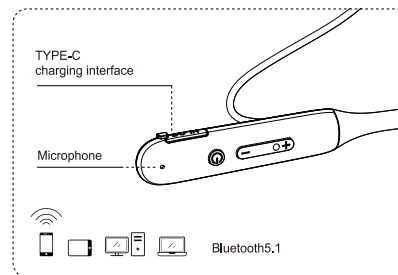
SPECIFICATIONS

Frequency Response : 20Hz-20KHz
 Impedance : 16 Ohm
 Sensitivity : 101±3 dB
 Working Range : ≈10m
 Battery capacity : 180 mAh
 Charging Time : ≈1 hour
 Working Time : ≈15 hour
 Rated Power : 3 mW
 Largest Power : 5 mW
 Trumpet Diameter : 10 mm

Packing Accessories

1. A Bluetooth Headphone
2. TYPE-C charging cable
3. Manual
4. Earmuff With S/M/L Size

①



Bluetooth Mode

- Long press the headphone power button " ⏻ " for 1.5 seconds, you will hear the prompt voice " Power on, Pairing " and the red and blue lights will flash alternately.
- Open the bluetooth mode at the device, search the pairing name " E19 ", and then you will hear the prompt voice " Connected "once paired successfully.

②

- Connect automatically: after powering on, it will automatically search and connect the smart device which paired last time.

Power on/off:

- Power on: Long press " ⏻ " around 1.5 seconds, you will hear the prompt voice: Power on, and blue light is on.
- Power off: Long press " ⏻ " around 5 seconds, you will hear the prompt voice: Power off, and the red light flash until off.

Button Instruction:

- " ⏻ " Power on/Power off, Pause/Play.
- " + " Short press for volume up/ Long press for next track.
- " - " Short press for volume down/ Long press for last track.

Instruction of Incoming Calls

1. Answer: short press " ⏻ "
2. Hang up: short press " ⏻ "
3. Reject: long press " ⏻ "
4. Dial back: double click " ⏻ "

③

Other Functions

1. Warning voice of maximum volume: " volume maximum ".
2. TYPE-C charging port, user friendly.

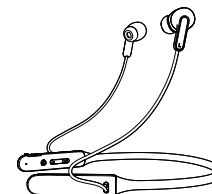
LED Instructions

Power on	Blue light is on
Power off	Red light flashes until off
Pairing mode	Red and blue flash alternately
Charing	Red light is on when charging, and light is off after getting full charged
Connected	Blue light flashes slowly

④

Note

1. Please turn off the device to avoid power consumption if no pairing operation taken after bluetooth headphone entering pairing system.
2. Please do not make other operations when searching bluetooth in case of procedure error.
3. Please adjust volume properly to avoid doing harm to ears.
4. Please pay attention to the using environment to prevent damage to the bluetooth headset.
5. Please get bluetooth headphone full charged firstly when using if not being used for a long time before.



FAST CHARGING



LOW LATENCY



⑤

FCC STATEMENT :

This device complies with Part 15 of the FCC Rules. Operation is subject to the following two conditions:

- (1) This device may not cause harmful interference, and
- (2) This device must accept any interference received, including interference that may cause undesired operation.

Warning: Changes or modifications not expressly approved by the party responsible for compliance could void the user's authority to operate the equipment.

NOTE: This equipment has been tested and found to comply with the limits for a Class B digital device, pursuant to Part 15 of the FCC Rules. These limits are designed to provide reasonable protection against harmful interference in a residential installation. This equipment generates uses and can radiate radio frequency energy and, if not installed and used in accordance with the instructions, may cause harmful interference to radio communications. However, there is no guarantee that interference will not occur in a particular installation. If this equipment does cause harmful interference to radio or television reception, which can be determined by turning the equipment off and on, the user is encouraged to try to correct the interference by one or more of the following measures:

- Reorient or relocate the receiving antenna.
- Increase the separation between the equipment and receiver.
- Connect the equipment into an outlet on a circuit different from that to which the receiver is connected.
- Consult the dealer or an experienced radio/TV technician for help.

RF warning statement:

The device has been evaluated to meet general RF exposure requirement. The device can be used in portable exposure condition without restriction.