


## PHOTOGRAPHS OF TEST SETUP


Test model No.: QTZ-40-T-01



**Radiated spurious emission Test Setup-1(Below 30MHz)**




**Radiated spurious emission Test Setup-2(Below 1GHz)**



**Radiated spurious emission Test Setup-3(Above 1GHz)**



**Radiated spurious emission Test Setup-4(Above 1GHz)  
There are absorbing materials under the ground.**



**Conducted Emissions Test Setup**