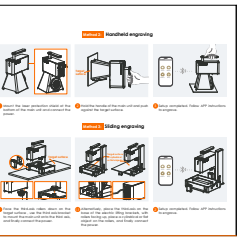
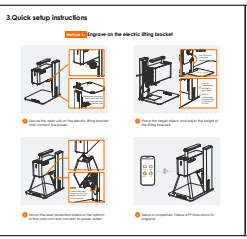



Table of Contents

- 1. Product accessories list
- 2. Bufton/Indicator description
- 3. Quick setup instructions
- 4. APP download and operation
- 5. Product specifications
- 6. Disclaimers
- 7. Warning
- 8. Copyright statement
- 9. Warranty terms

- ### 1. Product accessories list
- Standard**
 - 1. LaserPecker 2
 - 2. USB-C cable
 - 3. USB-A cable
 - 4. USB-A power adapter
 - 5. Target laser point
 - 6. User manual
 - 7. Safety glasses
 - Optional**
 - 1. LaserPecker 2
 - 2. USB-C cable
 - 3. USB-A cable
 - 4. USB-A power adapter
 - 5. Target laser point
 - 6. User manual
 - 7. Safety glasses



5. Product specifications

Item	Specification
Model	LaserPecker 2
Power	10W
Wavelength	650nm
Beam diameter	1.2mm
Engraving speed	0-1000mm/s
Engraving depth	0-10mm
Engraving area	100x100mm
Material	Wood, metal, plastic, etc.

6. Disclaimers

The manufacturer is not responsible for any damage or injury caused by the use of the device. The user must read the instruction manual carefully before using the device. The device is not intended for use in hazardous environments. The device is not a toy and should be used responsibly.

7. Warning

Do not look directly at the laser beam. The laser beam can cause eye injury. Do not touch the laser beam. The laser beam can cause skin injury. Do not use the device in a flammable or explosive environment. The device can cause fire. Do not use the device in a wet or damp environment. The device can cause electric shock.

8. Copyright statement

© 2023 LaserPecker. All rights reserved. This document is the property of LaserPecker and is confidential. No part of this document may be reproduced, stored in a retrieval system, or transmitted, in any form or by any means, without the prior written permission of LaserPecker.

9. Warranty terms

LaserPecker provides a 12-month warranty for the device. The warranty covers manufacturing defects and material defects. The warranty does not cover damage caused by misuse, accidents, or unauthorized repairs. For more information, please contact our customer support.

