


tineco

# Tineco Camera & Speaker Kit Instruction Manual



# CONTENTS

1. Important Safety Instructions .....	01
2. Product Components .....	03
3. Using your Camera & Speaker .....	04
4. Specification .....	10
5. Troubleshooting .....	11
6. Warranty .....	12

# Important Safety Instructions

**WARNING** - To reduce the risk of fire, electric shock, or injury:

1. Read the manual carefully before use and keep it for future reference.
2. Only use the provided or certified USB cable for charging.
3. Store and use this product at room temperature.
4. Do not expose this product to rain or moisture.
5. Do not throw the product to avoid falling damage.
6. Do not disassemble, repair or modify this product yourself.
7. The product has a built-in lithium battery. Do not try to replace the battery of the product.
8. Do not dispose of the battery in fire, as it may cause danger.

## FCC Statement

This equipment has been tested and found to comply with the limits for a Class B digital device, pursuant to part 15 of the FCC Rules. These limits are designed to provide reasonable protection against harmful interference in a residential installation. This equipment generates, uses and can radiate radio frequency energy and, if not installed and used in accordance with the instructions, may cause harmful interference to radio communications. However, there is no guarantee that interference will not occur in a particular installation. If this equipment does cause harmful interference to radio or television reception, which can be determined by turning the equipment off and on, the user is encouraged to try to correct the interference by one or more of the following measures:

- Reorient or relocate the receiving antenna.
- Increase the separation between the equipment and receiver.
- Connect the equipment into an outlet on a circuit different from that to which the receiver is connected.
- Consult the dealer or an experienced radio/TV technician for help.

# Important Safety Instructions

**Caution:** Any changes or modifications to this device not explicitly approved by manufacturer could void your authority to operate this equipment.

This device complies with part 15 of the FCC Rules.





Operation is subject to the following two conditions: (1) This device may not cause harmful interference, and (2) this device must accept any interference received, including interference that may cause undesired operation.

## **RF Exposure Information**

The device has been evaluated to meet general RF exposure requirement.

The device can be used in portable exposure condition without restriction.

## Product Componnets

	Item	Instruction	Camera & Speaker Kit
	WiFi Camera	See the fine dust clearly at the hard-to-detect spots and improve the cleaning efficiency.	○
	Multi-angle folding tube	One articulated joint makes it adjustable, clean from high to low place with flexibility.	○
	Bluetooth Speaker	Connected with the phone for listening to music and answering a call while cleaning.	○
	USB Cable	For battery charge of the camera & speaker.	○

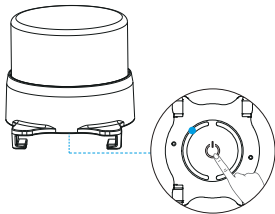
# Using your Camera & Speaker

## TURN ON/OFF

### WiFi Camera



### Bluetooth Speaker



"Power on."



"Power off."

# Using your Camera & Speaker

## Pair With Your Device

### WiFi Camera



①



②



③



④

- Turn on the camera and wait for the blue light  blinking.
- Open Tineco App and tap “Tineco Camera”
- Connect to the camera hotspot according to guide.
- Go back to App and enjoy camera after connection is completed.

Please be assured that the connection is only between the camera and device, WiFi of App is disabled while using camera.

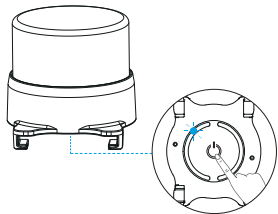



⑤

# Using your Camera & Speaker


## Pair With Your Device

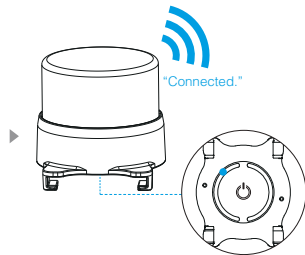
### Bluetooth Speaker



Turn on speaker,  
blue light  blinking.



Turn on  and choose the device  
of "Tineco Speaker".



Connected with a prompt tone.  
Solid blue light.

If disconnection for 10 mins, the speaker will automatically shut down with a prompt tone. Please restart the speaker to connect again, speaker will automatically connect to the last connected device if available. If not, speaker will enter pairing mode.



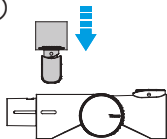
# Using your Camera & Speaker

## Install and enjoy

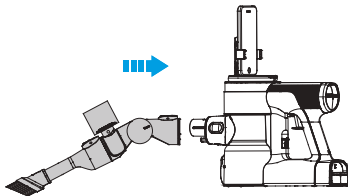
### WiFi Camera

Two ways to install:

①

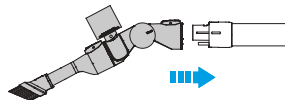


Place camera on the multi-angle folding tube.



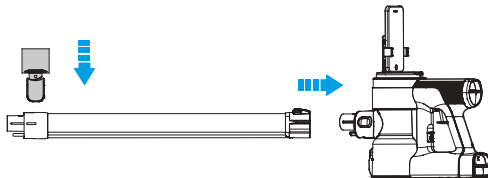
Insert multi-angle folding tube to the main body (phone on the holder), with accessories on the other side.

or



Insert multi-angle folding tube to the tube, with accessories on the other side.

②

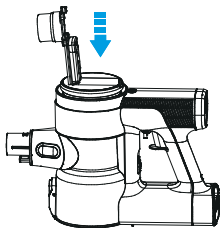


Place camera on the tube and insert tube to the main body (phone on the holder), with accessories on the other side.

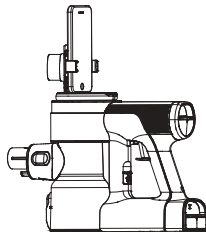
# Using your Camera & Speaker

Install and enjoy

Bluetooth Speaker



Align the slot of Bluetooth Speaker with the phone holder and insert the speaker on it.



Place the phone on the holder, and now feel free to enjoy music 🎵 or talk on the phone 📞 while cleaning.

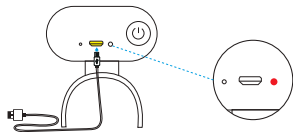
## Reminder:

1. To increase service life of the speaker and protect your hearing, please avoid excessive volume levels and prolonged periods of listening.
2. If malfunction occurs, please turn off the power and unplug the USB to prevent damage to the speaker and other components.
3. Please charge the speaker in time to avoid unstable Bluetooth connection.

# Using your Camera & Speaker

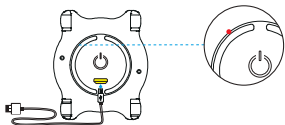
## Charging

Plug the provided USB cable into the charging port for charging. (available on camera & speaker)



 During Charging: Red light blinking

 Fully Charged: Red solid light



 Beep every 30s, low battery, please charge.

 During Charging: Red solid light

 Fully Charged: Light turns off

- Only use the provided or certified USB cable for charging by 5V rated input.
- Fully charge the camera takes about 3-4 hours and speaker takes 2 hours.
- Based on results from Tineco lab tests. Lab test environment: temperature between 39.2°F (4°C) to 104°F(40°C).

# Specification

## WiFi Camera

Model & WiFi name	Tineco Camera
Resolution	1280*720P
Effective Pixels	1.3 million
Battery	Li-ion battery 3.7V/350mAh
Charging Input	5V 2A MAX
Charging Time	3-4 hrs

## Bluetooth Speaker

Model & Bluetooth name	Tineco Speaker
Bluetooth Version	Bluetooth V4.2+EDR
Effective Range	≤ 10M (May vary by environment.)
Battery	Li-ion battery 3.7V/400mAh
Charging Input	DC 5V/0.3A
Charging Time	2 hrs
Rated Power	3W
Frequency Range	100Hz-20KHz
Sensitivity	80db±2db
SNR	≥ 75dB

# Troubleshooting

	Problem	Possible cause	Solution
WiFi Camera	No image	Not connected to the network	Check network status
	Unusual image	Ambient lighting condition changes	Improve the lighting condition
		Low battery	Fully charge the battery before use
		Affected by external device	Change the using condition
Bluetooth Speaker	No sound	Speaker not activated	Turn on the speaker
		No battery	Fully charge the battery
	Weird noise	There are obstacles between the connected devices	Remove obstacles
	No connection between speaker and phone	Speaker not activated or low battery	Turn on the speaker and charge the battery
		Bluetooth on the phone is not activated	Turn on the Bluetooth of the phone
		There are obstacles or the distance is too far between the connected devices	Make sure there are no obstacles and the distance is within 10 meters

# Warranty

**The 1-Year Limited Warranty** applies to purchases made from authorized retailers of TINECO. Warranty coverage applies to the original owner and to the original battery only and is not transferable. According to the requirements outlined in this instruction manual, subject to the following conditions and exclusions.

## **WHAT IS COVERED?**

Your TINECO product has a 1-year warranty against original defects in material and workmanship, when used for private household purposes in accordance with the TINECO Instruction Manual. This warranty provides, at no extra cost to you, all labor and parts necessary to ensure your product is in proper operating condition during the warranty period. This limited warranty is subject to the following terms:

## **WHAT IS NOT COVERED?**

TINECO shall not be liable for costs, damages or repairs incurred as a result of: products purchased from an unauthorized dealer. Careless operation or handling, misuse, abuse and/or lack of maintenance or use not in accordance with the TINECO Instruction Manual. Use of the product other than for normal domestic purposes, e.g. for commercial or rental purposes.

Use of parts not in accordance with the TINECO Instruction Manual.

Use of parts and accessories other than those produced or recommended by TINECO.

External factors unrelated to product quality and use, like accidental water damage.

Repairs or alterations carried out by unauthorized parties or agents.

Failing to clear blockage and other hazardous material from the product.

Normal wear and tear.

Reduction in battery discharge time due to battery age or use.

# Warranty

## **WARRANTY SERVICE**

Please contact the TINECO customer service Email: [support@tineco.com](mailto:support@tineco.com)

Please inform us your model name/number, serial number, purchase date, order number, product problem and your requirement. Please keep your purchase receipt in a safe place to ensure you have this information. All work will be carried out by TINECO or its authorized agency. Any replaced defective parts will become the property of TINECO. Service under this warranty will not extend the period of this warranty. If your product is not functioning properly, please email us: [support@tineco.com](mailto:support@tineco.com).

## **WARRANTY LIMITATIONS AND EXCLUSIONS**

Any implied warranties relating to your product including but not limited to warranty of merchantability or warranty of fitness for a particular purpose, are limited to the duration of this warranty. This limitation is not allowed by some regions and so this limitation may not apply to you.

Your remedy for breach of this warranty is limited to the warranty service described above.

TINECO will not be liable for any consequential damage or incidental damages you may incur in connection with your purchase and use of your product. This limitation is not allowed by some regions and so this limitation may not apply to you. This limited warranty gives you specific legal rights. You may also have other rights which vary by region. This limited warranty is not transferable.

**Visit TINECO Website:**

**[www.tineco.com](http://www.tineco.com)**

**Or Email Our Customer Service:**

**[support@tineco.com](mailto:support@tineco.com)**

Manufacturer's warranties may not apply in all cases, depending on factors such as use of the product, where the product was purchased, or who you purchased the product from. Please review the warranty carefully, and contact the manufacturer if you have any questions.

tineco

Live Easy  
Enjoy Life



tinecoglobal 



 1-855-292-8864 Mon. - Fri. 9am - 6pm (CST)

 [support@tineco.com](mailto:support@tineco.com)

 [www.tineco.com](http://www.tineco.com)

Contact us - We'll get back to you within 1 business day.